



City of Kearns Public Notice

The Board of Canvassers for the City of Kearns has prepared a report of the election results for the November 4, 2025 General Election. The attached report was accepted and approved by Resolution R2025-11 at a special City Council Board of Canvass meeting held on Tuesday, November 18, 2025. The results were as follows:

Mayor

Michael Jesse Xon Valdez

Council Member District 2

Lyndsay Longtin

Council Member District 4

Lorrin Colby, Jr.

*Exhibit A – Resolution R2025-11 and Tabulation Reports from Salt Lake County

Notice Published November 18, 2025 at the following locations:

- Utah Public Notice Website
- Kearns City Website <https://www.kearns.utah.gov/>
- Kearns Public Library @ 4275 W 5345 S, Kearns, UT 84118

RESOLUTION R2025-11

A RESOLUTION OF THE KEARNS CITY COUNCIL ADOPTING THE 2025 GENERAL ELECTION CANVASS OF VOTES

WHEREAS, Pursuant to 20A-4-301(2) of the State Election Code, the Governing Body along with the City Recorder, shall Canvass the Municipal General Election returns. This is to be done no sooner than seven days and no later than fourteen days after the general election; and

WHEREAS, the City of Kearns has held a General Election on Tuesday, November 4, 2025; and

WHEREAS, the cumulative votes were conducted and tabulated by Salt Lake County Election Division; and

WHEREAS, the City Council has conducted and approved the Election Board of Canvass of Votes on November 18, 2025 at 2:30 p.m.

NOW, THEREFORE, BE IT RESOLVED BY THE CITY COUNCIL OF THE CITY OF KEARNS, STATE OF UTAH:

Section 1. That the attached tabulation of election returned, identified as “**Exhibit A**,” and included as part of this resolution is adopted.

Section 2. The Certified 2025 Municipal General Election Results are as follows:

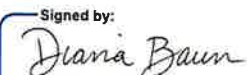
- Mayor: Michael Jesse Xon Valdez
- Council Member District 2: Lyndsay Longtin
- Council Member District 4: Lorrin P. Colby, Jr.

Section 3. Effective Date. This Resolution shall become effective immediately upon passage.

APPROVED BY THE KEARNS CITY COUNCIL, UTAH, ON THIS 18TH DAY OF NOVEMBER, 2025 BY THE FOLLOWING VOTE:

	Yes	No	Abstain	Absent
Kelly Bush	<u>X</u>	_____	_____	_____
Chrystal Butterfield	<u>X</u>	_____	_____	_____
Al Peterson	<u>X</u>	_____	_____	_____
Patrick Schaeffer	<u>X</u>	_____	_____	_____
Tina Snow	<u>X</u>	_____	_____	_____

Signed by: 
Mayor: _____
Kelly Bush

Signed by: 
Attest: _____
Diana Baum, City Recorder

"EXHIBIT A"

November 18, 2025

Board of Canvassers

Honorable Board of Municipal Canvassers:

The Official CANVASS OF VOTES for the November 4, 2025 Municipal General Election, convened electronically with an anchor location at the Greater Salt Lake Municipal Services District Offices, on November 18, 2025 at 3:30 p.m. The cumulative voting results received from the Salt Lake County Elections Division were presented to the board of Canvassers for certification.

The Board of Municipal Canvassers consisting of the following members hereby accept the official vote results provided by Salt Lake County Election Division:

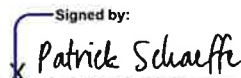
Signed by:

D05600F139A0452...
Kelly Bush, Mayor

Signed by:

CDFB5D442BD7494...
Chrystal Butterfield


X 
Al Peterson

Signed by:

3D7F6B52E58A49A...
Patrick Schaeffer

Signed by:

50CC1DFB9BB8406...
Tina Snow

I, Diana Baun, City Recorder, in and for the City of Kearns, State of Utah, do hereby certify that the attached report is a true and correct copy of the final tabulation of votes for the Municipal General Election held in the City of Kearns on Tuesday, November 4, 2025.

Signed by:

5A3A98DE3BC64A6...
Diana Baun
Kearns City Recorder

Standardized Canvass Statistics Report**Kearns - November 4, 2025****Section 1: Active Voters and Turnout**

26.8% Voter turnout
 26.8% Proportion of active voters and same-day registrants who cast counted ballots
 12,537 Active voters (use only the number given to counties the Friday before the election)

Section 2: Counted Ballot Statistics

3,365 Total ballots counted
 3,240 Mail ballots counted
 8 In-person early voting period ballots counted
 107 In-person election day ballots counted
 0 Disability ballots counted returned electronically
 5 UOCAVA ballots counted returned electronically
 5 Provisional ballots counted
 0 Emergency ballots counted

Section 3: Vote History Reconciliation

3,366 Vote histories given
 No Does total ballots counted match the number of voters given vote history in VISTA?
 1 If no, what is the difference? (surplus vote histories)
 If no, provide an explanation below.
 One empty envelope given voter credit; no ballot counted.

Section 4: Provisional Ballot Statistics

6 Provisional ballots issued
 5 Provisional ballots counted
 1 Total provisional ballots not counted
 0 Already voted
 0 Insufficient ID
 0 Residency
 1 Incomplete form
 0 Other
 83.3% Percentage of provisionals that were counted
 6 Number of provisional ballots that were same-day registration

Section 5: By Mail Ballot Statistics

54 Total challenged curable ballots (number of voters sent a cure notice)
 37 Total rejected ballots that were curable but not cured
 31 Envelopes with a signature that does not match the voter's signature
 5 Unsigned envelopes
 1 Ballots challenged for other curable reasons
 68.5% Percentage of curable ballots not cured
 2 Number of ballots where the voter submitted a disability affidavit
 12 Total rejected non-provisional ballots that could not legally be cured
 12 Returned after the received-by deadline
 0 Rejected for other non-curable reasons
 2.0% Percentage of ballots returned as undeliverable

Section 6: County Clerk Certification

I certify that the information contained in this report is true and accurate. (type your name in the field below)

Lannie K. Chapman

Fill the **highlighted orange cells** only.

Submit to elections@utah.gov upon completion of the canvass.

FINAL UNOFFICAL ELECTION RESULTS
2025 MUNICIPAL GENERAL ELECTION
Salt Lake County, Utah

Date: 11-18-2025

Vote By Mail and In Person

Voters Cast: 185,855 of 551,128 (33.72%)

ASPEN PEAKS SCHOOL BOARD 4 (5 YEAR TERM) (Vote for 1)

	Total	
Times Cast	632 / 1,961	32.23%
Candidate	Total	
AMBER BONNER	316	57.25%
WENDI JENSEN	236	42.75%
Total Votes	552	

BLUFFDALE CITY MAYOR (Vote for 1)

	Total	
Times Cast	3,939 / 9,864	39.93%
Candidate	Total	
NATALIE HALL	1,993	50.84%
CONNIE PAVLAKIS	1,927	49.16%
Total Votes	3,920	

BLUFFDALE CITY COUNCIL AT-LARGE (Vote for 2)

	Total	
Times Cast	3,939 / 9,864	39.93%
Candidate	Total	
WENDY ASTON	1,959	27.18%
MACKEY SMITH	1,860	25.80%
JEFFREY STEELE	1,738	24.11%
ALBERT ALLEN LARSEN	1,651	22.91%
Total Votes	7,208	

TOWN OF BRIGHTON MAYOR (Vote for 1)

	Total	
Times Cast	208 / 325	64.00%
Candidate	Total	
SCOTTY JOHN	153	73.91%
NATHANIEL DUNLAP	54	26.09%
Total Votes	207	

TOWN OF BRIGHTON COUNCIL AT-LARGE (Vote for 2)

	Total	
Times Cast	208 / 325	64.00%
Candidate	Total	
CAROLYN KEIGLEY	150	39.27%
KEITH ZUSPAN	86	22.51%
DANIEL SCHLEHUBER	83	21.73%
BRUCE ENGELHARD	63	16.49%
Total Votes	382	

COTTONWOOD HEIGHTS CITY MAYOR (Vote for 1)

	Total	
Times Cast	10,773 / 21,582	49.92%
Candidate	Total	
GAY LYNN BENNION	6,180	57.52%
MIKE WEICHERS	4,565	42.48%
Total Votes	10,745	

COTTONWOOD HEIGHTS CITY COUNCIL DISTRICT 3 (Vote for 1)

	Total	
Times Cast	2,707 / 5,364	50.47%
Candidate	Total	
SHAWN NEWELL	1,584	60.99%
RANDY PRAZEN	1,013	39.01%
Total Votes	2,597	

COTTONWOOD HEIGHTS CITY COUNCIL DISTRICT 4 (Vote for 1)

	Total	
Times Cast	3,198 / 5,742	55.69%
Candidate	Total	
ELLEN BIRRELL	2,111	67.62%
ERNIE KIM	1,011	32.38%
Total Votes	3,122	

DRAPER CITY MAYOR (Vote for 1)

Total		
Times Cast	8,281 / 28,838	28.72%
Candidate		
TROY K. WALKER	5,910	72.35%
BRAXTEN RUTHERFORD	2,259	27.65%
Total Votes	8,169	

DRAPER CITY COUNCIL AT-LARGE (2 YEAR TERM) (Vote for 1)

Total		
Times Cast	8,281 / 28,838	28.72%
Candidate		
KATHRYN DAHLIN	4,518	55.61%
BRAD BYINGTON	3,606	44.39%
Total Votes	8,124	

CITY OF EMIGRATION CANYON COUNCIL AT-LARGE (Vote for 1)

Total		
Times Cast	527 / 1,129	46.68%
Candidate		
ROBERTO PINON	324	61.71%
JACOB STEED	201	38.29%
Total Votes	525	

HERRIMAN CITY MAYOR (Vote for 1)

Total		
Times Cast	9,174 / 29,200	31.42%
Candidate		
LORIN PALMER	6,884	75.23%
TY R. BRADY	2,267	24.77%
Total Votes	9,151	

HERRIMAN CITY COUNCIL DISTRICT 2 (Vote for 1)

Total		
Times Cast	2,300 / 6,704	34.31%
Candidate		
TEDDY M HODGES	1,959	100.00%
Total Votes	1,959	

HERRIMAN CITY COUNCIL DISTRICT 3 (Vote for 1)

Total		
Times Cast	2,854 / 8,373	34.09%
Candidate		
MATT BASHAM	1,583	56.94%
HEATHER GARCIA	1,197	43.06%
Total Votes	2,780	

HERRIMAN CITY COUNCIL DISTRICT 4 (2 YEAR TERM) (Vote for 1)

Total		
Times Cast	1,727 / 7,095	24.34%
Candidate		
TERRAH ANDERSON	1,431	100.00%
Total Votes	1,431	

HOLLADAY CITY MAYOR (Vote for 1)

Total		
Times Cast	9,854 / 20,171	48.85%
Candidate		
PAUL S FOTHERINGHAM	5,601	57.04%
DAREN A. WATTS	4,219	42.96%
Total Votes	9,820	

HOLLADAY CITY COUNCIL DISTRICT 1 (Vote for 1)

Total		
Times Cast	1,921 / 3,809	50.43%
Candidate		
DAVID HAMMON	1,159	67.42%
SUNDWALL		
GRANT JACOB BILSTAD	560	32.58%
Total Votes	1,719	

HOLLADAY CITY COUNCIL DISTRICT 3 (Vote for 1)

Total		
Times Cast	1,836 / 3,843	47.78%
Candidate		
NATALIE BELLAMY BRADLEY	1,068	60.54%
BAILEE JONES	696	39.46%
Total Votes	1,764	

CITY OF KEARNS MAYOR (Vote for 1)

Total		
Times Cast	3,365 / 12,537	26.84%
Candidate		
MICHAEL JESSE XON VALDEZ	1,932	57.64%
TINA MARIE SNOW	1,420	42.36%
Total Votes	3,352	

CITY OF KEARNS COUNCIL DISTRICT 2 (Vote for 1)

Total		
Times Cast	755 / 2,942	25.66%
Candidate		
LYNDSAY LONGTIN	420	58.01%
T JORDAN HANSEN	304	41.99%
Total Votes	724	

CITY OF KEARNS COUNCIL DISTRICT 4 (Vote for 1)

Total		
Times Cast	937 / 3,428	27.33%
Candidate		
LORRIN P. COLBY JR.	516	57.78%
ROGER C SNOW	377	42.22%
Total Votes	893	

MAGNA CITY MAYOR (Vote for 1)

Total		
Times Cast	3,472 / 12,113	28.66%
Candidate		
MICKEY M SUDBURY	2,260	65.39%
ALEXANDER J. ADRIANO	1,196	34.61%
Total Votes	3,456	

MAGNA CITY COUNCIL DISTRICT 2 (Vote for 1)

Total		
Times Cast	641 / 2,253	28.45%
Candidate		
MEGAN L. OLSEN	431	68.41%
ERIC GORDON BARNEY	199	31.59%
Total Votes	630	

MAGNA CITY COUNCIL DISTRICT 4 (Vote for 1)

Total		
Times Cast	617 / 2,647	23.31%
Candidate		
TERRY GEORGE	323	52.78%
TRISH A. HULL	289	47.22%
Total Votes	612	

MIDVALE CITY COUNCIL DISTRICT 4 (Vote for 1)

Total		
Times Cast	1,065 / 2,601	40.95%
Candidate		
BRYANT BROWN	788	76.43%
RAINER LILBOK	243	23.57%
Total Votes	1,031	

MIDVALE CITY COUNCIL DISTRICT 5 (Vote for 1)

Total		
Times Cast	782 / 2,631	29.72%
Candidate		
DENECE MIKOLASH	505	66.53%
JAMIE STEVERSON	254	33.47%
Total Votes	759	

MILLCREEK CITY COUNCIL DISTRICT 2 (Vote for 1)

Total		
Times Cast	2,858 / 8,152	35.06%
Candidate		
THOM DESIRANT	1,681	59.25%
ANGIE GRAY	1,156	40.75%
Total Votes	2,837	

MILLCREEK CITY COUNCIL DISTRICT 4 (Vote for 1)

Total		
Times Cast	4,044 / 11,058	36.57%
Candidate		
BEV UIPI	3,288	81.97%
CONNOR JETT GALE	723	18.03%
Total Votes	4,011	

MURRAY CITY MAYOR (Vote for 1)

Total		
Times Cast	10,577 / 27,745	38.12%
Candidate		
BRETT A. HALES	6,490	61.84%
BRUCE E TURNER	4,005	38.16%
Total Votes	10,495	

MURRAY CITY COUNCIL DISTRICT 2 (Vote for 1)

Total		
Times Cast	2,615 / 6,294	41.55%
Candidate		
PAMELA JANE COTTER	1,423	54.77%
JARED MICHAEL EBORN	1,175	45.23%
Total Votes	2,598	

MURRAY CITY COUNCIL DISTRICT 3 (2 YEAR TERM) (Vote for 1)

Total		
Times Cast	2,388 / 5,669	42.12%
Candidate		
CLARK BULLEN	1,336	56.44%
BEN PECK	1,031	43.56%
Total Votes	2,367	

MURRAY CITY COUNCIL DISTRICT 4 (Vote for 1)

Total		
Times Cast	1,700 / 5,064	33.57%
Candidate		
DIANE TURNER	1,435	100.00%
Total Votes	1,435	

RIVERTON CITY MAYOR (Vote for 1)

Total		
Times Cast	11,004 / 26,518	41.50%
Candidate		
TISH BUROKER	7,687	70.07%
TAWNEE MCCAY	3,284	29.93%
Total Votes	10,971	

RIVERTON CITY COUNCIL DISTRICT 3 (Vote for 1)

Total		
Times Cast	2,358 / 5,774	40.84%
Candidate		
ALEXANDER A. JOHNSON	1,546	68.77%
RUSTY LANCE	702	31.23%
Total Votes	2,248	

RIVERTON CITY COUNCIL DISTRICT 4 (Vote for 1)

Total		
Times Cast	2,811 / 5,705	49.27%
Candidate		
SHANNON SMITH	1,987	70.99%
DARREN J. PARK	812	29.01%
Total Votes	2,799	

SALT LAKE CITY COUNCIL DISTRICT 7 (Vote for 1)

Total		
Times Cast	3,752 / 18,221	20.59%
Candidate		
SARAH YOUNG	3,650	100.00%
Total Votes	3,650	

SANDY CITY MAYOR (Vote for 1)

Total		
Times Cast	24,946 / 55,218	45.18%
Candidate		
MONICA "MONICA Z" ZOLTANSKI	15,220	61.32%
CYNDI SHARKEY	9,599	38.68%
Total Votes	24,819	

SANDY CITY COUNCIL AT-LARGE (Vote for 1)

Total		
Times Cast	24,946 / 55,218	45.18%
Candidate		
BROOKE D'SOUSA	15,665	66.97%
EVAN TOBIN	7,727	33.03%
Total Votes	23,392	

SANDY CITY COUNCIL DISTRICT 1 (Vote for 1)

Total		
Times Cast	4,616 / 12,049	38.31%
Candidate		
BROOKE CHRISTENSEN	2,378	53.91%
SHANA DAVIS	2,033	46.09%
Total Votes	4,411	

SANDY CITY COUNCIL DISTRICT 3 (Vote for 1)

Total		
Times Cast	8,225 / 16,048	51.25%
Candidate		
KRIS NICHOLL	4,385	56.82%
IVA WILLIAMS	3,333	43.18%
Total Votes	7,718	

SOUTH JORDAN CITY MAYOR (Vote for 1)

Total		
Times Cast	16,082 / 49,420	32.54%
Candidate		
DAWN R RAMSEY	13,125	81.90%
NOAH BARRETT	2,900	18.10%
Total Votes	16,025	

SOUTH JORDAN CITY COUNCIL DISTRICT 3 (Vote for 1)

Total		
Times Cast	3,483 / 9,258	37.62%
Candidate		
DON SHELTON	1,753	50.65%
RACHEL LEWIS	1,708	49.35%
Total Votes	3,461	

SOUTH JORDAN CITY COUNCIL DISTRICT 5 (Vote for 1)

Total		
Times Cast	2,544 / 8,418	30.22%
Candidate		
JASON TIMOTHY MCGUIRE	1,335	52.89%
STACY HUGHES	1,189	47.11%
Total Votes	2,524	

SOUTH SALT LAKE CITY MAYOR (Vote for 1)

Total		
Times Cast	3,317 / 9,948	33.34%
Candidate		
CHERIE WOOD	2,203	66.76%
BRITTANY KARZEN	1,097	33.24%
Total Votes	3,300	

SOUTH SALT LAKE CITY COUNCIL AT-LARGE (Vote for 1)

Total		
Times Cast	3,317 / 9,948	33.34%
Candidate		
CLARISSA J. WILLIAMS	2,660	100.00%
Total Votes	2,660	

SOUTH SALT LAKE CITY COUNCIL AT-LARGE (2 YEAR TERM) (Vote for 1)

Total		
Times Cast	3,317 / 9,948	33.34%
Candidate		
G. RAY DEWOLFE	2,183	69.48%
CONRAD CAMPOS	959	30.52%
Total Votes	3,142	

SOUTH SALT LAKE CITY COUNCIL DISTRICT 2 (Vote for 1)

Total		
Times Cast	325 / 1,279	25.41%
Candidate		
COREY THOMAS	242	100.00%
Total Votes	242	

SOUTH SALT LAKE CITY COUNCIL DISTRICT 3 (Vote for 1)

Total		
Times Cast	872 / 2,236	39.00%
Candidate		
SHARLA BYNUM	532	64.10%
AILEEN HAMPTON	298	35.90%
Total Votes	830	

TAYLORSVILLE CITY MAYOR (Vote for 1)

		Total	
Times Cast	7,267 / 27,690	26.24%	
Candidate	Total		
KRISTIE STEADMAN	6,524	100.00%	
OVERSON			
Total Votes	6,524		

TAYLORSVILLE CITY COUNCIL DISTRICT 4 (Vote for 1)

		Total	
Times Cast	2,060 / 5,856	35.18%	
Candidate	Total		
MEREDITH HARKER	1,140	56.02%	
MARTÍN C. MUÑOZ	895	43.98%	
Total Votes	2,035		

TAYLORSVILLE CITY COUNCIL DISTRICT 5 (Vote for 1)

		Total	
Times Cast	1,803 / 5,631	32.02%	
Candidate	Total		
BOB KNUDSEN	1,002	56.71%	
PAUL SCHULTE	765	43.29%	
Total Votes	1,767		

WEST VALLEY CITY MAYOR (Vote for 1)

		Total	
Times Cast	11,896 / 46,845	25.39%	
Candidate	Total		
KAREN LANG	8,866	75.40%	
JUNE FREEMAN HESLEPH	2,892	24.60%	
Total Votes	11,758		

WEST JORDAN CITY COUNCIL AT-LARGE (Vote for 3)

Total		
Times Cast	13,492 / 55,337	24.38%
Candidate		
KAYLEEN WHITELOCK	6,038	17.96%
ANNETTE HARRIS	5,939	17.67%
JESSICA WIGNALL	5,595	16.65%
SERGIO SOTELO	5,516	16.41%
CHRIS MCCONNEHEY	5,344	15.90%
ROB BENNETT	5,178	15.41%
Total Votes	33,610	

WEST VALLEY CITY COUNCIL AT-LARGE (Vote for 1)

Total		
Times Cast	11,896 / 46,845	25.39%
Candidate		
LARS NORDFELT	6,333	54.82%
HEIDI ROGGENBUCK	5,052	43.73%
Write-in	167	1.45%
Total Votes	11,552	

WEST VALLEY CITY COUNCIL DISTRICT 2 (Vote for 1)

Total		
Times Cast	3,770 / 12,925	29.17%
Candidate		
SCOTT L. HARMON	2,202	61.53%
DANNY GEORGE JR	1,377	38.47%
Total Votes	3,579	

WEST VALLEY CITY COUNCIL DISTRICT 4 (Vote for 1)

Total		
Times Cast	3,606 / 13,981	25.79%
Candidate		
CINDY WOOD	2,231	63.51%
AMITONU WESLEY AMOSA	1,282	36.49%
Total Votes	3,513	

WHITE CITY MAYOR (Vote for 1)

Total		
Times Cast	1,199 / 2,942	40.75%
Candidate		
ALLAN PERRY	740	61.87%
PAULINA FLINT	456	38.13%
Total Votes	1,196	

WHITE CITY COUNCIL AT-LARGE B (Vote for 1)

Total		
Times Cast	1,199 / 2,942	40.75%
Candidate		
LINDA PRICE	730	70.40%
Write-in	307	29.60%
Total Votes	1,037	

WHITE CITY COUNCIL AT-LARGE C (Vote for 1)

Total		
Times Cast	1,199 / 2,942	40.75%
Candidate		
NEIL MAHONEY	635	54.23%
PHILLIP CARDENAZ	536	45.77%
Total Votes	1,171	

COTTONWOOD IMPROVEMENT DISTRICT TRUSTEE AT-LARGE (Vote for 1)

Total		
Times Cast	24,720 / 54,100	45.69%
Candidate		
MARK R. KATTER	12,353	58.08%
NATHAN DON WILKINS	8,916	41.92%
Total Votes	21,269	

COTTONWOOD HEIGHTS PARKS AND RECREATION TRUSTEE DISTRICT 1 (Vote for 1)

Total		
Times Cast	2,853 / 6,225	45.83%
Candidate		
JENNIFER COTTAM	1,819	67.75%
CHANTEL NATE	866	32.25%
Total Votes	2,685	

GRANGER HUNTER IMPROVEMENT DISTRICT TRUSTEE AT-LARGE (Vote for 2)

	Total	
Times Cast	11,025 / 42,339	26.04%
Candidate	Total	
DEBRA K ARMSTRONG	5,550	33.13%
ROGER K. NORDGREN	3,926	23.44%
DARRELL R CURTIS	2,312	13.80%
STEVEN M. BECK	2,118	12.64%
KENITH 'KENNY' CURFEW	1,816	10.84%
RICHARD D. FENN	1,028	6.14%
Total Votes	16,750	

KEARNS IMPROVEMENT DISTRICT TRUSTEE AT-LARGE (Vote for 2)

	Total	
Times Cast	4,515 / 19,690	22.93%
Candidate	Total	
MIRANDA GILES	2,091	29.13%
CHERYLE A HATCH	1,901	26.49%
JEFF MONSON	1,748	24.36%
ROYCE GIBSON	1,437	20.02%
Total Votes	7,177	

MT. OLYMPUS IMPROVEMENT DISTRICT TRUSTEE AT-LARGE (Vote for 2)

	Total	
Times Cast	21,664 / 61,068	35.48%
Candidate	Total	
SEAN MCKELVIE	5,990	17.98%
AMILI NEFF	5,774	17.33%
STEPHANIE FAVILA-BARNHARDT	4,133	12.41%
KEITH LORD	4,098	12.30%
ALICIA DE LEÓN	4,045	12.14%
COREY MICHAEL HUDSON	3,761	11.29%
DWAYNE A VANCE	3,462	10.39%
MICHAEL MCDONALD	2,046	6.14%
Total Votes	33,309	

OQUIRRH RECREATION AND PARKS DISTRICT TRUSTEE AT-LARGE (Vote for 2)

Total		
Times Cast	5,521 / 23,803	23.19%
Candidate		
CHRISTINE S. PEASLEY	2,757	32.14%
DAVID W HOWICK	1,594	18.58%
RACHEL CERIDWEN	1,537	17.92%
WESLEY LOUIS FULTON	1,412	16.46%
CHRISTOPHER H KAHL	1,277	14.89%
Total Votes	8,577	

SANDY SUBURBAN IMPROVEMENT DISTRICT TRUSTEE AT-LARGE (Vote for 1)

Total		
Times Cast	8,788 / 21,050	41.75%
Candidate		
KATHERINE BRADSHAW	5,750	72.10%
HOWARD F. VAN HORN II	2,225	27.90%
Total Votes	7,975	

TAYLORSVILLE BENNION IMPROVEMENT DISTRICT TRUSTEE DISTRICT 3 (Vote for 1)

Total		
Times Cast	3,738 / 11,774	31.75%
Candidate		
KELTON KLEINMAN	1,801	50.98%
MISTY PACKER	1,732	49.02%
Total Votes	3,533	



City of Kearns Public Notice

The Board of Canvassers for the City of Kearns has prepared a report of the election results for the November 4, 2025 General Election. The attached report was accepted and approved by Resolution R2025-11 at a special City Council Board of Canvass meeting held on Tuesday, November 18, 2025. The results were as follows:

Mayor

Michael Jesse Xon Valdez

Council Member District 2

Lyndsay Longtin

Council Member District 4

Lorin Colby, Jr.

*Exhibit A – Resolution R2025-11 and Tabulation Reports from Salt Lake County

Notice Published November 18, 2025 at the following locations:

- Utah Public Notice Website
- Kearns City Website <https://www.kearns.utah.gov/>
- Kearns Public Library @ 4275 W 5345 S, Kearns, UT 84118

