

**EMIGRATION
CANYON**

Emigration Canyon Public Notice

The Board of Canvassers for the City of Emigration Canyon has prepared a report of the election results for the November 4, 2025 General Election. The attached report was accepted and approved by Resolution R2025-13 at a special Board of Canvass meeting held on Tuesday, November 18, 2025. The results were as follows:

Mayor

David Brems

Council Member At-Large

Robert Pinon

*Exhibit A – Resolution R2025-13 and Tabulation Reports from Salt Lake County

Notice Published November 18, 2025 at the following locations:

- Utah Public Notice Website
- UFA Station 119 @ 5025 E Emigration Canyon R., SLC, UT 84108

RESOLUTION R2025-13

A RESOLUTION OF THE EMIGRATION CANYON CITY COUNCIL ADOPTING THE 2025
GENERAL ELECTION CANVASS OF VOTES

WHEREAS, Pursuant to 20A-4-301(2) of the State Election Code, the Governing Body along with the City Recorder, shall Canvass the Municipal General Election returns. This is to be done no sooner than seven days and no later than fourteen days after the general election; and

WHEREAS, the City of Emigration Canyon has held a General Election on Tuesday, November 4, 2025; and

WHEREAS, the cumulative votes were conducted and tabulated by Salt Lake County Election Division; and

WHEREAS, the City Council has conducted and approved the Election Board of Canvass of Votes on November 18, 2025 at 3:30 p.m.

NOW, THEREFORE, BE IT RESOLVED BY THE CITY COUNCIL OF THE CITY OF EMIGRATION CANYON, STATE OF UTAH:

Section 1. That the attached tabulation of election returned, identified as “Exhibit A,” and included as part of this resolution is adopted.

Section 2. The Certified 2025 Municipal General Election Results are as follows:

- Mayor: David Brems
- Council Member At-Large: Robert Pinon

Section 3. Effective Date. This Resolution shall become effective immediately upon passage.

APPROVED BY THE EMIGRATION CANYON CITY COUNCIL, UTAH, ON THIS 18TH DAY OF NOVEMBER, 2025 BY THE FOLLOWING VOTE:

	Yes	No	Abstain	Absent
David Brems	<u>X</u>	_____	_____	_____
Joe Smolka	<u>X</u>	_____	_____	_____
Catherine Harris	<u>X</u>	_____	_____	_____
Jennifer Hawkes	_____	_____	_____	<u>X</u>
Robert Pinon	<u>X</u>	_____	_____	_____

Signed by:
Mayor: Joe Smolka
Joe Smolka

Signed by:
Attest: Diana Baum
Diana Baum, City Recorder

“EXHIBIT A”


November 18, 2025


Board of Canvassers


Honorable Board of Municipal Canvassers:

The Official CANVASS OF VOTES for the November 4, 2025 Municipal General Election, convened electronically with an anchor location at the Greater Salt Lake Municipal Services District Offices, on November 18, 2025 at 3:30 p.m. The cumulative voting results received from the Salt Lake County Elections Division were presented to the board of Canvassers for certification.


The Board of Municipal Canvassers consisting of the following members hereby accept the official vote results provided by Salt Lake County Election Division:

Signed by:

X 14CC777A91D245D...
Joe Smolka, Mayor


Signed by:

X BC05984EE7FE4E8...
David Brems

Signed by:

X 81F704CBDE944E9...
Catherine Harris

X ABSENT
Jennifer Hawkes

Signed by:

X B01DE8F4CEA7436...
Robert Pinon

I, Diana Baun, City Recorder, in and for the City of Emigration Canyon, State of Utah, do hereby certify that the attached report is a true and correct copy of the final tabulation of votes for the Municipal General Election held in the City of Emigration Canyon on Tuesday, November 4, 2025.

Signed by:

5A3A98DE3BC64A6...
Diana Baun
Emigration Canyon City Recorder

Standardized Canvass Statistics Report**Emigration Canyon - November 4, 2025****Section 1: Active Voters and Turnout**

46.7% Voter turnout
 46.7% Proportion of active voters and same-day registrants who cast counted ballots
 1,129 Active voters (use only the number given to counties the Friday before the election)

Section 2: Counted Ballot Statistics

527 Total ballots counted
 519 Mail ballots counted
 1 In-person early voting period ballots counted
 4 In-person election day ballots counted
 0 Disability ballots counted returned electronically
 3 UOCAVA ballots counted returned electronically
 0 Provisional ballots counted
 0 Emergency ballots counted

Section 3: Vote History Reconciliation

527 Vote histories given
 Yes Does total ballots counted match the number of voters given vote history in VISTA?
 NA If no, what is the difference? (surplus vote histories)
 If no, provide an explanation below.

Section 4: Provisional Ballot Statistics

0 Provisional ballots issued
 0 Provisional ballots counted
 0 Total provisional ballots not counted
 0 Already voted
 0 Insufficient ID
 0 Residency
 0 Incomplete form
 0 Other
 #DIV/0! Percentage of provisionals that were counted
 0 Number of provisional ballots that were same-day registration

Section 5: By Mail Ballot Statistics

5 Total challenged curable ballots (number of voters sent a cure notice)
 4 Total rejected ballots that were curable but not cured
 3 Envelopes with a signature that does not match the voter's signature
 0 Unsigned envelopes
 1 Ballots challenged for other curable reasons
 80.0% Percentage of curable ballots not cured
 0 Number of ballots where the voter submitted a disability affidavit
 0 Total rejected non-provisional ballots that could not legally be cured
 0 Returned after the received-by deadline
 0 Rejected for other non-curable reasons
 1.0% Percentage of ballots returned as undeliverable

Section 6: County Clerk Certification

I certify that the information contained in this report is true and accurate. (type your name in the field below)

Lannie K. Chapman

Fill the **highlighted orange cells** only.

Submit to elections@utah.gov upon completion of the canvass.

FINAL UNOFFICAL ELECTION RESULTS
2025 MUNICIPAL GENERAL ELECTION
Salt Lake County, Utah

Date: 11-18-2025

Vote By Mail and In Person

Voters Cast: 185,855 of 551,128 (33.72%)

ASPEN PEAKS SCHOOL BOARD 4 (5 YEAR TERM) (Vote for 1)

	Total	
Times Cast	632 / 1,961	32.23%
Candidate	Total	
AMBER BONNER	316	57.25%
WENDI JENSEN	236	42.75%
Total Votes	552	

BLUFFDALE CITY MAYOR (Vote for 1)

	Total	
Times Cast	3,939 / 9,864	39.93%
Candidate	Total	
NATALIE HALL	1,993	50.84%
CONNIE PAVLAKIS	1,927	49.16%
Total Votes	3,920	

BLUFFDALE CITY COUNCIL AT-LARGE (Vote for 2)

	Total	
Times Cast	3,939 / 9,864	39.93%
Candidate	Total	
WENDY ASTON	1,959	27.18%
MACKEY SMITH	1,860	25.80%
JEFFREY STEELE	1,738	24.11%
ALBERT ALLEN LARSEN	1,651	22.91%
Total Votes	7,208	

TOWN OF BRIGHTON MAYOR (Vote for 1)

	Total	
Times Cast	208 / 325	64.00%

Candidate	Total	
SCOTTY JOHN	153	73.91%
NATHANIEL DUNLAP	54	26.09%
Total Votes	207	

TOWN OF BRIGHTON COUNCIL AT-LARGE (Vote for 2)

	Total	
Times Cast	208 / 325	64.00%

Candidate	Total	
CAROLYN KEIGLEY	150	39.27%
KEITH ZUSPAN	86	22.51%
DANIEL SCHLEHUBER	83	21.73%
BRUCE ENGELHARD	63	16.49%
Total Votes	382	

COTTONWOOD HEIGHTS CITY MAYOR (Vote for 1)

	Total	
Times Cast	10,773 / 21,582	49.92%

Candidate	Total	
GAY LYNN BENNION	6,180	57.52%
MIKE WEICHERS	4,565	42.48%
Total Votes	10,745	

COTTONWOOD HEIGHTS CITY COUNCIL DISTRICT 3 (Vote for 1)

	Total	
Times Cast	2,707 / 5,364	50.47%

Candidate	Total	
SHAWN NEWELL	1,584	60.99%
RANDY PRAZEN	1,013	39.01%
Total Votes	2,597	

COTTONWOOD HEIGHTS CITY COUNCIL DISTRICT 4 (Vote for 1)

	Total	
Times Cast	3,198 / 5,742	55.69%

Candidate	Total	
ELLEN BIRRELL	2,111	67.62%
ERNIE KIM	1,011	32.38%
Total Votes	3,122	

DRAPER CITY MAYOR (Vote for 1)

	Total	
Times Cast	8,281 / 28,838	28.72%

Candidate	Total	
TROY K. WALKER	5,910	72.35%
BRAXTEN RUTHERFORD	2,259	27.65%
Total Votes	8,169	

DRAPER CITY COUNCIL AT-LARGE (2 YEAR TERM) (Vote for 1)

	Total	
Times Cast	8,281 / 28,838	28.72%

Candidate	Total	
KATHRYN DAHLIN	4,518	55.61%
BRAD BYINGTON	3,606	44.39%
Total Votes	8,124	

CITY OF EMIGRATION CANYON COUNCIL AT-LARGE (Vote for 1)

	Total	
Times Cast	527 / 1,129	46.68%

Candidate	Total	
ROBERTO PINON	324	61.71%
JACOB STEED	201	38.29%
Total Votes	525	

HERRIMAN CITY MAYOR (Vote for 1)

	Total	
Times Cast	9,174 / 29,200	31.42%

Candidate	Total	
LORIN PALMER	6,884	75.23%
TY R. BRADY	2,267	24.77%
Total Votes	9,151	

HERRIMAN CITY COUNCIL DISTRICT 2 (Vote for 1)

	Total	
Times Cast	2,300 / 6,704	34.31%

Candidate	Total	
TEDDY M HODGES	1,959	100.00%
Total Votes	1,959	

HERRIMAN CITY COUNCIL DISTRICT 3 (Vote for 1)

	Total	
Times Cast	2,854 / 8,373	34.09%
Candidate	Total	
MATT BASHAM	1,583	56.94%
HEATHER GARCIA	1,197	43.06%
Total Votes	2,780	

HERRIMAN CITY COUNCIL DISTRICT 4 (2 YEAR TERM) (Vote for 1)

	Total	
Times Cast	1,727 / 7,095	24.34%
Candidate	Total	
TERRAH ANDERSON	1,431	100.00%
Total Votes	1,431	

HOLLADAY CITY MAYOR (Vote for 1)

	Total	
Times Cast	9,854 / 20,171	48.85%
Candidate	Total	
PAUL S FOTHERINGHAM	5,601	57.04%
DAREN A. WATTS	4,219	42.96%
Total Votes	9,820	

HOLLADAY CITY COUNCIL DISTRICT 1 (Vote for 1)

	Total	
Times Cast	1,921 / 3,809	50.43%
Candidate	Total	
DAVID HAMMON SUNDWALL	1,159	67.42%
GRANT JACOB BILSTAD	560	32.58%
Total Votes	1,719	

HOLLADAY CITY COUNCIL DISTRICT 3 (Vote for 1)

	Total	
Times Cast	1,836 / 3,843	47.78%
Candidate	Total	
NATALIE BELLAMY BRADLEY	1,068	60.54%
BAILEE JONES	696	39.46%
Total Votes	1,764	

CITY OF KEARNS MAYOR (Vote for 1)

	Total	
Times Cast	3,365 / 12,537	26.84%

Candidate	Total	
MICHAEL JESSE XON VALDEZ	1,932	57.64%
TINA MARIE SNOW	1,420	42.36%
Total Votes	3,352	

CITY OF KEARNS COUNCIL DISTRICT 2 (Vote for 1)

	Total	
Times Cast	755 / 2,942	25.66%

Candidate	Total	
LYNDSAY LONGTIN	420	58.01%
T JORDAN HANSEN	304	41.99%
Total Votes	724	

CITY OF KEARNS COUNCIL DISTRICT 4 (Vote for 1)

	Total	
Times Cast	937 / 3,428	27.33%

Candidate	Total	
LORRIN P. COLBY JR.	516	57.78%
ROGER C SNOW	377	42.22%
Total Votes	893	

MAGNA CITY MAYOR (Vote for 1)

	Total	
Times Cast	3,472 / 12,113	28.66%

Candidate	Total	
MICKEY M SUDBURY	2,260	65.39%
ALEXANDER J. ADRIANO	1,196	34.61%
Total Votes	3,456	

MAGNA CITY COUNCIL DISTRICT 2 (Vote for 1)

	Total	
Times Cast	641 / 2,253	28.45%

Candidate	Total	
MEGAN L. OLSEN	431	68.41%
ERIC GORDON BARNEY	199	31.59%
Total Votes	630	

MAGNA CITY COUNCIL DISTRICT 4 (Vote for 1)

	Total	
Times Cast	617 / 2,647	23.31%
Candidate	Total	
TERRY GEORGE	323	52.78%
TRISH A. HULL	289	47.22%
Total Votes	612	

MIDVALE CITY COUNCIL DISTRICT 4 (Vote for 1)

	Total	
Times Cast	1,065 / 2,601	40.95%
Candidate	Total	
BRYANT BROWN	788	76.43%
RAINER LILBOK	243	23.57%
Total Votes	1,031	

MIDVALE CITY COUNCIL DISTRICT 5 (Vote for 1)

	Total	
Times Cast	782 / 2,631	29.72%
Candidate	Total	
DENECE MIKOLASH	505	66.53%
JAMIE STEVERSON	254	33.47%
Total Votes	759	

MILLCREEK CITY COUNCIL DISTRICT 2 (Vote for 1)

	Total	
Times Cast	2,858 / 8,152	35.06%
Candidate	Total	
THOM DESIRANT	1,681	59.25%
ANGIE GRAY	1,156	40.75%
Total Votes	2,837	

MILLCREEK CITY COUNCIL DISTRICT 4 (Vote for 1)

	Total	
Times Cast	4,044 / 11,058	36.57%
Candidate	Total	
BEV UIPI	3,288	81.97%
CONNOR JETT GALE	723	18.03%
Total Votes	4,011	

MURRAY CITY MAYOR (Vote for 1)

	Total	
Times Cast	10,577 / 27,745	38.12%
Candidate	Total	
BRETT A. HALES	6,490	61.84%
BRUCE E TURNER	4,005	38.16%
Total Votes	10,495	

MURRAY CITY COUNCIL DISTRICT 2 (Vote for 1)

	Total	
Times Cast	2,615 / 6,294	41.55%
Candidate	Total	
PAMELA JANE COTTER	1,423	54.77%
JARED MICHAEL EBORN	1,175	45.23%
Total Votes	2,598	

MURRAY CITY COUNCIL DISTRICT 3 (2 YEAR TERM) (Vote for 1)

	Total	
Times Cast	2,388 / 5,669	42.12%
Candidate	Total	
CLARK BULLEN	1,336	56.44%
BEN PECK	1,031	43.56%
Total Votes	2,367	

MURRAY CITY COUNCIL DISTRICT 4 (Vote for 1)

	Total	
Times Cast	1,700 / 5,064	33.57%
Candidate	Total	
DIANE TURNER	1,435	100.00%
Total Votes	1,435	

RIVERTON CITY MAYOR (Vote for 1)

	Total	
Times Cast	11,004 / 26,518	41.50%
Candidate	Total	
TISH BUROKER	7,687	70.07%
TAWNEE MCCAY	3,284	29.93%
Total Votes	10,971	

RIVERTON CITY COUNCIL DISTRICT 3 (Vote for 1)

	Total	
Times Cast	2,358 / 5,774	40.84%
Candidate	Total	
ALEXANDER A. JOHNSON	1,546	68.77%
RUSTY LANCE	702	31.23%
Total Votes	2,248	

RIVERTON CITY COUNCIL DISTRICT 4 (Vote for 1)

	Total	
Times Cast	2,811 / 5,705	49.27%
Candidate	Total	
SHANNON SMITH	1,987	70.99%
DARREN J. PARK	812	29.01%
Total Votes	2,799	

SALT LAKE CITY COUNCIL DISTRICT 7 (Vote for 1)

	Total	
Times Cast	3,752 / 18,221	20.59%
Candidate	Total	
SARAH YOUNG	3,650	100.00%
Total Votes	3,650	

SANDY CITY MAYOR (Vote for 1)

	Total	
Times Cast	24,946 / 55,218	45.18%
Candidate	Total	
MONICA "MONICA Z" ZOLTANSKI	15,220	61.32%
CYNDI SHARKEY	9,599	38.68%
Total Votes	24,819	

SANDY CITY COUNCIL AT-LARGE (Vote for 1)

	Total	
Times Cast	24,946 / 55,218	45.18%
Candidate	Total	
BROOKE D'SOUSA	15,665	66.97%
EVAN TOBIN	7,727	33.03%
Total Votes	23,392	

SANDY CITY COUNCIL DISTRICT 1 (Vote for 1)

	Total	
Times Cast	4,616 / 12,049	38.31%

Candidate	Total	
BROOKE CHRISTENSEN	2,378	53.91%
SHANA DAVIS	2,033	46.09%
Total Votes	4,411	

SANDY CITY COUNCIL DISTRICT 3 (Vote for 1)

	Total	
Times Cast	8,225 / 16,048	51.25%

Candidate	Total	
KRIS NICHOLL	4,385	56.82%
IVA WILLIAMS	3,333	43.18%
Total Votes	7,718	

SOUTH JORDAN CITY MAYOR (Vote for 1)

	Total	
Times Cast	16,082 / 49,420	32.54%

Candidate	Total	
DAWN R RAMSEY	13,125	81.90%
NOAH BARRETT	2,900	18.10%
Total Votes	16,025	

SOUTH JORDAN CITY COUNCIL DISTRICT 3 (Vote for 1)

	Total	
Times Cast	3,483 / 9,258	37.62%

Candidate	Total	
DON SHELTON	1,753	50.65%
RACHEL LEWIS	1,708	49.35%
Total Votes	3,461	

SOUTH JORDAN CITY COUNCIL DISTRICT 5 (Vote for 1)

	Total	
Times Cast	2,544 / 8,418	30.22%

Candidate	Total	
JASON TIMOTHY MCGUIRE	1,335	52.89%
STACY HUGHES	1,189	47.11%
Total Votes	2,524	

SOUTH SALT LAKE CITY MAYOR (Vote for 1)

	Total	
Times Cast	3,317 / 9,948	33.34%
Candidate	Total	
CHERIE WOOD	2,203	66.76%
BRITTANY KARZEN	1,097	33.24%
Total Votes	3,300	

SOUTH SALT LAKE CITY COUNCIL AT-LARGE (Vote for 1)

	Total	
Times Cast	3,317 / 9,948	33.34%
Candidate	Total	
CLARISSA J. WILLIAMS	2,660	100.00%
Total Votes	2,660	

SOUTH SALT LAKE CITY COUNCIL AT-LARGE (2 YEAR TERM) (Vote for 1)

	Total	
Times Cast	3,317 / 9,948	33.34%
Candidate	Total	
G. RAY DEWOLFE	2,183	69.48%
CONRAD CAMPOS	959	30.52%
Total Votes	3,142	

SOUTH SALT LAKE CITY COUNCIL DISTRICT 2 (Vote for 1)

	Total	
Times Cast	325 / 1,279	25.41%
Candidate	Total	
COREY THOMAS	242	100.00%
Total Votes	242	

SOUTH SALT LAKE CITY COUNCIL DISTRICT 3 (Vote for 1)

	Total	
Times Cast	872 / 2,236	39.00%
Candidate	Total	
SHARLA BYNUM	532	64.10%
AILEEN HAMPTON	298	35.90%
Total Votes	830	

TAYLORSVILLE CITY MAYOR (Vote for 1)

	Total	
Times Cast	7,267 / 27,690	26.24%
Candidate	Total	
KRISTIE STEADMAN OVERSON	6,524	100.00%
Total Votes	6,524	

TAYLORSVILLE CITY COUNCIL DISTRICT 4 (Vote for 1)

	Total	
Times Cast	2,060 / 5,856	35.18%
Candidate	Total	
MEREDITH HARKER	1,140	56.02%
MARTÍN C. MUÑOZ	895	43.98%
Total Votes	2,035	

TAYLORSVILLE CITY COUNCIL DISTRICT 5 (Vote for 1)

	Total	
Times Cast	1,803 / 5,631	32.02%
Candidate	Total	
BOB KNUDSEN	1,002	56.71%
PAUL SCHULTE	765	43.29%
Total Votes	1,767	

WEST VALLEY CITY MAYOR (Vote for 1)

	Total	
Times Cast	11,896 / 46,845	25.39%
Candidate	Total	
KAREN LANG	8,866	75.40%
JUNE FREEMAN HESLEPH	2,892	24.60%
Total Votes	11,758	

WEST JORDAN CITY COUNCIL AT-LARGE (Vote for 3)

	Total	
Times Cast	13,492 / 55,337	24.38%

Candidate	Total	
KAYLEEN WHITELOCK	6,038	17.96%
ANNETTE HARRIS	5,939	17.67%
JESSICA WIGNALL	5,595	16.65%
SERGIO SOTELO	5,516	16.41%
CHRIS MCCONNEHEY	5,344	15.90%
ROB BENNETT	5,178	15.41%
Total Votes	33,610	

WEST VALLEY CITY COUNCIL AT-LARGE (Vote for 1)

	Total	
Times Cast	11,896 / 46,845	25.39%

Candidate	Total	
LARS NORDFELT	6,333	54.82%
HEIDI ROGGENBUCK	5,052	43.73%
Write-in	167	1.45%
Total Votes	11,552	

WEST VALLEY CITY COUNCIL DISTRICT 2 (Vote for 1)

	Total	
Times Cast	3,770 / 12,925	29.17%

Candidate	Total	
SCOTT L. HARMON	2,202	61.53%
DANNY GEORGE JR	1,377	38.47%
Total Votes	3,579	

WEST VALLEY CITY COUNCIL DISTRICT 4 (Vote for 1)

	Total	
Times Cast	3,606 / 13,981	25.79%

Candidate	Total	
CINDY WOOD	2,231	63.51%
AMITONU WESLEY AMOSA	1,282	36.49%
Total Votes	3,513	

WHITE CITY MAYOR (Vote for 1)

	Total	
Times Cast	1,199 / 2,942	40.75%

Candidate	Total	
ALLAN PERRY	740	61.87%
PAULINA FLINT	456	38.13%
Total Votes	1,196	

WHITE CITY COUNCIL AT-LARGE B (Vote for 1)

	Total	
Times Cast	1,199 / 2,942	40.75%

Candidate	Total	
LINDA PRICE	730	70.40%
Write-in	307	29.60%
Total Votes	1,037	

WHITE CITY COUNCIL AT-LARGE C (Vote for 1)

	Total	
Times Cast	1,199 / 2,942	40.75%

Candidate	Total	
NEIL MAHONEY	635	54.23%
PHILLIP CARDENAZ	536	45.77%
Total Votes	1,171	

COTTONWOOD IMPROVEMENT DISTRICT TRUSTEE AT-LARGE (Vote for 1)

	Total	
Times Cast	24,720 / 54,100	45.69%

Candidate	Total	
MARK R. KATTER	12,353	58.08%
NATHAN DON WILKINS	8,916	41.92%
Total Votes	21,269	

COTTONWOOD HEIGHTS PARKS AND RECREATION TRUSTEE DISTRICT 1 (Vote for 1)

	Total	
Times Cast	2,853 / 6,225	45.83%

Candidate	Total	
JENNIFER COTTAM	1,819	67.75%
CHANTEL NATE	866	32.25%
Total Votes	2,685	

GRANGER HUNTER IMPROVEMENT DISTRICT TRUSTEE AT-LARGE (Vote for 2)

	Total	
Times Cast	11,025 / 42,339	26.04%

Candidate	Total	
DEBRA K ARMSTRONG	5,550	33.13%
ROGER K. NORDGREN	3,926	23.44%
DARRELL R CURTIS	2,312	13.80%
STEVEN M. BECK	2,118	12.64%
KENITH 'KENNY' CURFEW	1,816	10.84%
RICHARD D. FENN	1,028	6.14%
Total Votes	16,750	

KEARNS IMPROVEMENT DISTRICT TRUSTEE AT-LARGE (Vote for 2)

	Total	
Times Cast	4,515 / 19,690	22.93%

Candidate	Total	
MIRANDA GILES	2,091	29.13%
CHERYLE A HATCH	1,901	26.49%
JEFF MONSON	1,748	24.36%
ROYCE GIBSON	1,437	20.02%
Total Votes	7,177	

MT. OLYMPUS IMPROVEMENT DISTRICT TRUSTEE AT-LARGE (Vote for 2)

	Total	
Times Cast	21,664 / 61,068	35.48%

Candidate	Total	
SEAN MCKELVIE	5,990	17.98%
AMILI NEFF	5,774	17.33%
STEPHANIE FAVILA-BARNHARDT	4,133	12.41%
KEITH LORD	4,098	12.30%
ALICIA DE LEÓN	4,045	12.14%
COREY MICHAEL HUDSON	3,761	11.29%
DWAYNE A VANCE	3,462	10.39%
MICHAEL MCDONALD	2,046	6.14%
Total Votes	33,309	

OQUIRRH RECREATION AND PARKS DISTRICT TRUSTEE AT-LARGE (Vote for 2)

	Total	
Times Cast	5,521 / 23,803	23.19%
Candidate	Total	
CHRISTINE S. PEASLEY	2,757	32.14%
DAVID W HOWICK	1,594	18.58%
RACHEL CERIDWEN	1,537	17.92%
WESLEY LOUIS FULTON	1,412	16.46%
CHRISTOPHER H KAHL	1,277	14.89%
Total Votes	8,577	

SANDY SUBURBAN IMPROVEMENT DISTRICT TRUSTEE AT-LARGE (Vote for 1)

	Total	
Times Cast	8,788 / 21,050	41.75%
Candidate	Total	
KATHERINE BRADSHAW	5,750	72.10%
HOWARD F. VAN HORN II	2,225	27.90%
Total Votes	7,975	

TAYLORSVILLE BENNION IMPROVEMENT DISTRICT TRUSTEE DISTRICT 3 (Vote for 1)

	Total	
Times Cast	3,738 / 11,774	31.75%
Candidate	Total	
KELTON KLEINMAN	1,801	50.98%
MISTY PACKER	1,732	49.02%
Total Votes	3,533	