

HURRICANE CITY

UTAH

HURRICANE CITY CANVASS OF 2025 MUNICIPAL GENERAL ELECTION

We hereby certify that the true and correct results of the Canvass of the November 4, 2025, Hurricane Municipal General Election, as set forth in the attached report, are as follows:

MAYOR (4-YEAR TERM)

NANETTE (DUTTON) BILLINGS
CLARK FAWCETT

OFFICIAL TOTALS

1,996 - Eliminated
3,941 - Nominated

TOTAL VOTES

5,956

CITY COUNCIL (2 SEATS, 4-YEAR TERMS)

LYNN L EXCELL
KEVIN THOMAS
MICHAEL C. HIRSCHI
DAVID B IMLAY

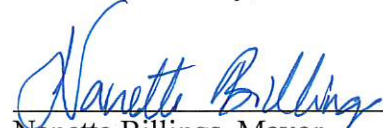
OFFICIAL TOTALS

2,872 - Nominated
1,960 - Eliminated
2,396 - Eliminated
3,669 - Nominated


TOTAL VOTES

11,912

IN WITNESS WHEREOF we have hereunto set our official signatures and affixed the seal of the Hurricane City, this 18th day of November 2025.

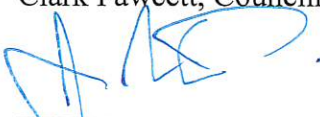

Nanette Billings, Mayor


David Hirschi, Councilmember


Kevin Thomas, Councilmember


Clark Fawcett, Councilmember


Drew Ellerman, Councilmember


Joseph Prete, Councilmember

Attest:


Cindy Beteag, City Recorder



Standardized Canvass Statistics Report

Hurricane City - November 4, 2025

Section 1: Active Voters and Turnout

45.2% Voter turnout
45.2% Proportion of active voters and same-day registrants who cast counted ballots
13,165 Active voters (use only the number given to counties the Friday before the election)

Section 2: Counted Ballot Statistics

5,956 Total ballots counted
5,725 Mail ballots counted
23 In-person early voting period ballots counted
202 In-person election day ballots counted
0 Disability ballots counted returned electronically
1 UOCAVA ballots counted returned electronically
5 Provisional ballots counted
0 Emergency ballots counted

Section 3: Vote History Reconciliation

5,957 Vote histories given
No Does total ballots counted match the number of voters given vote history in VISTA?
1 If no, what is the difference? (surplus vote histories)
If no, provide an explanation below.

The one (1) additional vote history is due to an empty envelope that was discovered at tabulation for Batch 215. The specific envelope (voter) could not be determined.

Section 4: Provisional Ballot Statistics

7 Provisional ballots issued
5 Provisional ballots counted
2 Total provisional ballots not counted
1 Already voted
1 Insufficient ID
0 Residency
0 Incomplete form
0 Other
71.4% Percentage of provisionals that were counted
5 Number of provisional ballots that were same-day registration

Section 5: By Mail Ballot Statistics

79 Total challenged curable ballots (number of voters sent a cure notice)
59 Total rejected ballots that were curable but not cured
39 Envelopes with a signature that does not match the voter's signature
20 Unsigned envelopes
0 Ballots challenged for other curable reasons
74.7% Percentage of curable ballots not cured
0 Number of ballots where the voter submitted a disability affidavit
17 Total rejected non-provisional ballots that could not legally be cured
15 Returned after the received-by deadline
2 Rejected for other non-curable reasons
1.1% Percentage of ballots returned as undeliverable

Section 6: County Clerk Certification

I certify that the information contained in this report is true and accurate. (type your name in the field below)

Ryan Sullivan

Hurricane City
Municipal General Election
November 4, 2025

OFFICIAL RESULTS

Summary Report

Statistics	TOTAL
Registered Voters - Total	13,165
Ballots Cast - Total	5,956
Ballots Cast - Blank	4
Voter Turnout - Total	45.24%

Hurricane City Mayor
Vote For 1

	TOTAL
NANETTE (DUTTON) BILLINGS	1,996
CLARK FAWCETT	3,941
Overvotes	1
Undervotes	18
Contest Totals	5,956
Precincts Reporting	14 of 14

Hurricane City Council
Vote For 2

	TOTAL
LYNN L EXCELL	2,872
KEVIN THOMAS	1,960
MICHAEL C. HIRSCHI	2,396
DAVID B IMLAY	3,669
Overvotes	4
Undervotes	1,011
Contest Totals	11,912
Precincts Reporting	14 of 14

Hurricane City
Municipal General Election
November 4, 2025

OFFICIAL RESULTS
Precinct Summary Reports

27HUR:01

Statistics	TOTAL
Registered Voters - Total	1,094
Ballots Cast - Total	315
Ballots Cast - Blank	0
Voter Turnout - Total	28.79%

Hurricane City Mayor
Vote For 1

	TOTAL
NANETTE (DUTTON) BILLINGS	165
CLARK FAWCETT	149
Overvotes	0
Undervotes	1
Contest Totals	315

Hurricane City Council
Vote For 2

	TOTAL
LYNN L EXCELL	132
KEVIN THOMAS	143
MICHAEL C. HIRSCHI	143
DAVID B IMLAY	147
Overvotes	0
Undervotes	65
Contest Totals	630

Hurricane City
Municipal General Election
November 4, 2025

OFFICIAL RESULTS
Precinct Summary Reports

27HUR:02

Statistics	TOTAL
------------	-------

Registered Voters - Total	577
Ballots Cast - Total	227
Ballots Cast - Blank	0
Voter Turnout - Total	39.34%

Hurricane City Mayor

Vote For 1

TOTAL

NANETTE (DUTTON) BILLINGS	86
CLARK FAWCETT	140
Overvotes	0
Undervotes	1
Contest Totals	227

Hurricane City Council

Vote For 2

TOTAL

LYNN L EXCELL	119
KEVIN THOMAS	70
MICHAEL C. HIRSCHI	84
DAVID B IMLAY	136
Overvotes	0
Undervotes	45
Contest Totals	454

Hurricane City
Municipal General Election
November 4, 2025

OFFICIAL RESULTS
Precinct Summary Reports

27HUR:03

Statistics	TOTAL
------------	-------

Registered Voters - Total	1,187
Ballots Cast - Total	561
Ballots Cast - Blank	0
Voter Turnout - Total	47.26%

Hurricane City Mayor

Vote For 1

TOTAL

NANETTE (DUTTON) BILLINGS	163
CLARK FAWCETT	396
Overvotes	1
Undervotes	1
Contest Totals	561

Hurricane City Council

Vote For 2

TOTAL

LYNN L EXCELL	286
KEVIN THOMAS	166
MICHAEL C. HIRSCHI	176
DAVID B IMLAY	358
Overvotes	0
Undervotes	136
Contest Totals	1,122

Hurricane City
Municipal General Election
November 4, 2025

OFFICIAL RESULTS
Precinct Summary Reports

27HUR:04

Statistics	TOTAL
Registered Voters - Total	1,125
Ballots Cast - Total	556
Ballots Cast - Blank	0
Voter Turnout - Total	49.42%

Hurricane City Mayor

Vote For 1

	TOTAL
NANETTE (DUTTON) BILLINGS	173
CLARK FAWCETT	379
Overvotes	0
Undervotes	4
Contest Totals	556

Hurricane City Council

Vote For 2

	TOTAL
LYNN L EXCELL	278
KEVIN THOMAS	145
MICHAEL C. HIRSCHI	223
DAVID B IMLAY	365
Overvotes	0
Undervotes	101
Contest Totals	1,112

Hurricane City
Municipal General Election
November 4, 2025

OFFICIAL RESULTS
Precinct Summary Reports

27HUR:05

Statistics	TOTAL
------------	-------

Registered Voters - Total	837
Ballots Cast - Total	391
Ballots Cast - Blank	0
Voter Turnout - Total	46.71%

Hurricane City Mayor

Vote For 1

TOTAL

NANETTE (DUTTON) BILLINGS	120
CLARK FAWCETT	270
Overvotes	0
Undervotes	1
Contest Totals	391

Hurricane City Council

Vote For 2

TOTAL

LYNN L EXCELL	152
KEVIN THOMAS	165
MICHAEL C. HIRSCHI	151
DAVID B IMLAY	241
Overvotes	2
Undervotes	71
Contest Totals	782

Hurricane City
Municipal General Election
November 4, 2025

OFFICIAL RESULTS
Precinct Summary Reports

27HUR:06

Statistics	TOTAL
Registered Voters - Total	1,008
Ballots Cast - Total	437
Ballots Cast - Blank	0
Voter Turnout - Total	43.35%

Hurricane City Mayor

Vote For 1

	TOTAL
NANETTE (DUTTON) BILLINGS	136
CLARK FAWCETT	300
Overvotes	0
Undervotes	1
Contest Totals	437

Hurricane City Council

Vote For 2

	TOTAL
LYNN L EXCELL	207
KEVIN THOMAS	131
MICHAEL C. HIRSCHI	207
DAVID B IMLAY	260
Overvotes	0
Undervotes	69
Contest Totals	874

Hurricane City
Municipal General Election
November 4, 2025

OFFICIAL RESULTS
Precinct Summary Reports

27HUR:07

Statistics	TOTAL
Registered Voters - Total	1,049
Ballots Cast - Total	570
Ballots Cast - Blank	1
Voter Turnout - Total	54.34%

Hurricane City Mayor
Vote For 1

	TOTAL
NANETTE (DUTTON) BILLINGS	174
CLARK FAWCETT	395
Overvotes	0
Undervotes	1
Contest Totals	570

Hurricane City Council
Vote For 2

	TOTAL
LYNN L EXCELL	244
KEVIN THOMAS	181
MICHAEL C. HIRSCHI	259
DAVID B IMLAY	375
Overvotes	2
Undervotes	79
Contest Totals	1,140

Hurricane City
Municipal General Election
November 4, 2025

OFFICIAL RESULTS
Precinct Summary Reports

27HUR:08

Statistics	TOTAL
Registered Voters - Total	1,028
Ballots Cast - Total	522
Ballots Cast - Blank	0
Voter Turnout - Total	50.78%

Hurricane City Mayor

Vote For 1

	TOTAL
NANETTE (DUTTON) BILLINGS	146
CLARK FAWCETT	376
Overvotes	0
Undervotes	0
Contest Totals	522

Hurricane City Council

Vote For 2

	TOTAL
LYNN L EXCELL	283
KEVIN THOMAS	138
MICHAEL C. HIRSCHI	214
DAVID B IMLAY	346
Overvotes	0
Undervotes	63
Contest Totals	1,044

Hurricane City
Municipal General Election
November 4, 2025

OFFICIAL RESULTS
Precinct Summary Reports

27HUR:09

Statistics	TOTAL
Registered Voters - Total	1,038
Ballots Cast - Total	498
Ballots Cast - Blank	0
Voter Turnout - Total	47.98%

Hurricane City Mayor

Vote For 1

	TOTAL
NANETTE (DUTTON) BILLINGS	148
CLARK FAWCETT	349
Overvotes	0
Undervotes	1
Contest Totals	498

Hurricane City Council

Vote For 2

	TOTAL
LYNN L EXCELL	248
KEVIN THOMAS	149
MICHAEL C. HIRSCHI	200
DAVID B IMLAY	322
Overvotes	0
Undervotes	77
Contest Totals	996

Hurricane City
Municipal General Election
November 4, 2025

OFFICIAL RESULTS
Precinct Summary Reports

27HUR:10

Statistics	TOTAL
------------	-------

Registered Voters - Total	974
Ballots Cast - Total	522
Ballots Cast - Blank	0
Voter Turnout - Total	53.59%

Hurricane City Mayor

Vote For 1

TOTAL

NANETTE (DUTTON) BILLINGS	224
CLARK FAWCETT	295
Overvotes	0
Undervotes	3
Contest Totals	522

Hurricane City Council

Vote For 2

TOTAL

LYNN L EXCELL	224
KEVIN THOMAS	184
MICHAEL C. HIRSCHI	248
DAVID B IMLAY	310
Overvotes	0
Undervotes	78
Contest Totals	1,044

Hurricane City
Municipal General Election
November 4, 2025

OFFICIAL RESULTS
Precinct Summary Reports

27HUR:11

Statistics	TOTAL
Registered Voters - Total	1,049
Ballots Cast - Total	460
Ballots Cast - Blank	0
Voter Turnout - Total	43.85%

Hurricane City Mayor

Vote For 1

	TOTAL
NANETTE (DUTTON) BILLINGS	146
CLARK FAWCETT	314
Overvotes	0
Undervotes	0
Contest Totals	460

Hurricane City Council

Vote For 2

	TOTAL
LYNN L EXCELL	250
KEVIN THOMAS	155
MICHAEL C. HIRSCHI	159
DAVID B IMLAY	295
Overvotes	0
Undervotes	61
Contest Totals	920

27HUR:12

Statistics	TOTAL
Registered Voters - Total	542
Ballots Cast - Total	208
Ballots Cast - Blank	0
Voter Turnout - Total	38.38%

Hurricane City Mayor
Vote For 1

	TOTAL
NANETTE (DUTTON) BILLINGS	95
CLARK FAWCETT	113
Overvotes	0
Undervotes	0
Contest Totals	208

Hurricane City Council
Vote For 2

	TOTAL
LYNN L EXCELL	94
KEVIN THOMAS	74
MICHAEL C. HIRSCHI	87
DAVID B IMLAY	116
Overvotes	0
Undervotes	45
Contest Totals	416

Hurricane City
Municipal General Election
November 4, 2025

OFFICIAL RESULTS
Precinct Summary Reports

27HUR:13

Statistics	TOTAL
------------	-------

Registered Voters - Total	840
Ballots Cast - Total	334
Ballots Cast - Blank	2
Voter Turnout - Total	39.76%

Hurricane City Mayor

Vote For 1

TOTAL

NANETTE (DUTTON) BILLINGS	103
CLARK FAWCETT	228
Overvotes	0
Undervotes	3
Contest Totals	334

Hurricane City Council

Vote For 2

TOTAL

LYNN L EXCELL	187
KEVIN THOMAS	120
MICHAEL C. HIRSCHI	103
DAVID B IMLAY	203
Overvotes	0
Undervotes	55
Contest Totals	668

Hurricane City
Municipal General Election
November 4, 2025

OFFICIAL RESULTS
Precinct Summary Reports

27HUR:14

Statistics	TOTAL
Registered Voters - Total	817
Ballots Cast - Total	355
Ballots Cast - Blank	1
Voter Turnout - Total	43.45%

Hurricane City Mayor
Vote For 1

	TOTAL
NANETTE (DUTTON) BILLINGS	117
CLARK FAWCETT	237
Overvotes	0
Undervotes	1
Contest Totals	355

Hurricane City Council
Vote For 2

	TOTAL
LYNN L EXCELL	168
KEVIN THOMAS	139
MICHAEL C. HIRSCHI	142
DAVID B IMLAY	195
Overvotes	0
Undervotes	66
Contest Totals	710