



November 18, 2025


Board of Canvassers, City of South Salt Lake
220 East Morris Avenue, #200
South Salt Lake, UT 84115

Honorable Board Members:

The *Official Canvass of Votes* for the November 4, 2025, Municipal General Election, convened in the Council Chambers of the City of South Salt Lake City Hall, on November 18, 2025. The results were presented to the Board for certification.

The South Salt Lake Board of Canvassers consisting of the following members hereby accept the official results:

Cherie Wood


Signature


Sharla Bynum


Signature

Clarissa Williams

Signature


Ray de Wolfe


Signature

Nick Mitchell


Signature


LeAnne Huff


Signature

Paul Sanchez

Signature


Corey Thomas


Signature

CHERIE WOOD
MAYOR

220 E MORRIS AVE
SUITE 200
SOUTH SALT LAKE CITY
UTAH
84115
O 801.483.6000
F 801.483.6001

I, Ariel Andrus, City Recorder in and for the City of South Salt Lake, State of Utah, do hereby certify that the attached report is a true and correct copy of the final tabulation of votes for the Municipal General Election held in South Salt Lake on Tuesday, November 18, 2025.


Ariel Andrus

City of South Salt Lake City Recorder



Standardized Canvass Statistics Report

South Salt Lake - November 4, 2025

Section 1: Active Voters and Turnout

33.3% Voter turnout
33.3% Proportion of active voters and same-day registrants who cast counted ballots
9,948 Active voters (use only the number given to counties the Friday before the election)

Section 2: Counted Ballot Statistics

3,317 Total ballots counted
3,148 Mail ballots counted
17 In-person early voting period ballots counted
139 In-person election day ballots counted
2 Disability ballots counted returned electronically
5 UOCAVA ballots counted returned electronically
6 Provisional ballots counted
0 Emergency ballots counted

Section 3: Vote History Reconciliation

3,317 Vote histories given
Yes Does total ballots counted match the number of voters given vote history in VISTA?
NA If no, what is the difference? (surplus vote histories)
If no, provide an explanation below.

Section 4: Provisional Ballot Statistics

7 Provisional ballots issued
6 Provisional ballots counted
1 Total provisional ballots not counted
0 Already voted
0 Insufficient ID
1 Residency
0 Incomplete form
0 Other
85.7% Percentage of provisionals that were counted
7 Number of provisional ballots that were same-day registration

Section 5: By Mail Ballot Statistics

46 Total challenged curable ballots (number of voters sent a cure notice)
34 Total rejected ballots that were curable but not cured
29 Envelopes with a signature that does not match the voter's signature
3 Unsigned envelopes
2 Ballots challenged for other curable reasons
73.9% Percentage of curable ballots not cured
0 Number of ballots where the voter submitted a disability affidavit
20 Total rejected non-provisional ballots that could not legally be cured
17 Returned after the received-by deadline
3 Rejected for other non-curable reasons
8.0% Percentage of ballots returned as undeliverable

Section 6: County Clerk Certification

I certify that the information contained in this report is true and accurate. (type your name in the field below)

Lannie K. Chapman

Fill the **highlighted orange cells** only.

Submit to elections@utah.gov upon completion of the canvass.

SOUTH SALT LAKE CITY MAYOR (Vote for 1)

	Total	
Times Cast	3,317 / 9,948	33.34%
Candidate	Total	
CHERIE WOOD	2,203	66.76%
BRITTANY KARZEN	1,097	33.24%
Total Votes	3,300	

SOUTH SALT LAKE CITY COUNCIL AT-LARGE (Vote for 1)

	Total	
Times Cast	3,317 / 9,948	33.34%
Candidate	Total	
CLARISSA J. WILLIAMS	2,660	100.00%
Total Votes	2,660	

SOUTH SALT LAKE CITY COUNCIL AT-LARGE (2 YEAR TERM) (Vote for 1)

	Total	
Times Cast	3,317 / 9,948	33.34%
Candidate	Total	
G. RAY DEWOLFE	2,183	69.48%
CONRAD CAMPOS	959	30.52%
Total Votes	3,142	

SOUTH SALT LAKE CITY COUNCIL DISTRICT 2 (Vote for 1)

	Total	
Times Cast	325 / 1,279	25.41%
Candidate	Total	
COREY THOMAS	242	100.00%
Total Votes	242	

SOUTH SALT LAKE CITY COUNCIL DISTRICT 3 (Vote for 1)

	Total	
Times Cast	872 / 2,236	39.00%
Candidate	Total	
SHARLA BYNUM	532	64.10%
AILEEN HAMPTON	298	35.90%
Total Votes	830	