

RESOLUTION NO. 2025-7

CERTIFICATION OF THE CANVASS REPORT OF THE 2025 COALVILLE CITY MUNICIPAL GENERAL ELECTION HELD November 4, 2025

WHEREAS, Utah Code 20A-4-301(2), provides as follows:

- (a) The mayor and the municipal legislative body are the board of municipal canvassers for the municipality.
- (b) The board of the municipal canvassers shall meet to canvass the returns at the usual place of meeting of the municipal legislative body:
 - (i) for canvassing of returns from a municipal general election, no sooner than seven days after the election and no later than 14 days after the election; or
 - (ii) for canvassing of returns from a municipal primary election, no sooner than seven days after the election and no later than 14 days after the election.
- (c) Attendance of a simple majority of the municipal legislative body shall constitute a quorum for conducting the canvass.

WHEREAS, the 2025 Coalville City Municipal General Election was held on November 4, 2025:

NOW THEREFORE, the Coalville City Council acting in its capacity as the Board of Canvassers of the election, hereby resolves and declares as follows:

SECTION 1. ELECTION RESULTS

The following counts include all votes verified as acceptable for counting by the Summit County Clerk's Office.

Mayor Candidates	Result
Lynn Wood	251
Rory Swensen	276

Council Candidates	Result
Steven Richins	151
Andrew Edward Nelson	200
Matthew Boyer	321
Jeff M. Peterson	303

SECTION 2. ELECTION SUMMARY





Turnout	Total
Active Registered Voters	845
Number Of Ballots Counted	531
Percent of votes cast 22CLN:15	62.13%
Percent of votes cast 22CLN:25	63.73%
Number of Ballots Not Counted	Total
Post-marked After Deadline	1
Signature Issues	1
No Ballot ID (unclear which District)	1
Provisional Ballots	1


SECTION 3. CERTIFICATION

The Coalville City Council acting as the Board of Canvassers of the Primary Election, finds, determines, and declares the results of the election to Mayor Candidates and City Council Candidates received the highest number of votes by the majority of the qualified voters in the 2025 Coalville City Municipal Primary Election and will continue to the General Election to be held on November 4, 2025 as determined by the attached exhibit from the Summit County Clerk's Office.

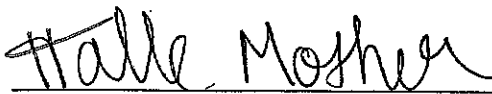
Approved and adopted this 18th day of November 2025.

Council Member Louise Willoughby
Council Member Shaun Powis
Council Member Lynn Wood
Council Member John Hansen
Council Member Brandon Brady

absent
aye 
aye 
aye 
aye 


Mayor Mark R. Marsh

Attest:


City Recorder



2025 Canvass - Audit Certification Report

County: Summit

Election: General 2025

Post Election Ballot Audit Summary

1. Number of paper ballots processed: 7596
2. Number of ballots audited: 121
3. List the contests on the ballot that were audited:

Park City: Mayor & Council

Coalville: Mayor & Council

Francis: Mayor & Council

Service Area #3: upper & lower

Henefer Mayor

Kamas Council

Oakley: Mayor & Council

North Summit School District

Were there any differences between the tabulation software and the votes marked on the paper ballots?

Yes ☒ No (*If YES, please attach an explanation of any inconsistencies)

DRE Machine Audit Summary (Salt Lake only)

1. Number of voting machines used in the election: _____
2. Number of polling places used for the election: _____
3. Number of voting machines audited: _____
4. Were tamper-evident seals affixed to all journal tape canisters? Yes No
(*If no, please attach copies of the journal tape logs for the applicable canisters)
5. Did all machine serial numbers match when the canisters were installed and removed? Yes No
(*If no, please attach copies of the journal tape logs for the applicable canisters)
6. Did any tape seals on the journal tape canisters show evidence of tampering? Yes No
(*If yes, please attach copies of the logs for the applicable canisters)
7. Were there any differences between the machine results and hand-counted results for any audited machine? Yes No *If yes, please attach copies of the hand count logs for the applicable canisters)

Ballot Envelope Signature audit Summary

Total number of signature affidavits audited: 58

Did the signature audit reveal any inconsistencies between a signature's initial verification and the audit?
Yes ☒ No (*If YES, please attach an explanation of any inconsistencies)



2025 Canvass - Audit Certification Report

Clerk Certification – to be completed before the canvass

☒ Yes ☐ No I certify that the audits described above were conducted according to the audit policy. This includes ensuring that all election workers and auditors completed the required training, were sworn in, and that each auditor signed an affidavit created by the clerk for the work they audited.

☒ Yes ☐ No I certify that I have reviewed the number of vote histories recorded in VISTA and they closely match the number of ballots counted in my county during this election. This number should be zero, or close to zero. Corrections should be made to ballots or voter records PRIOR to canvassing results.

Number of ballots counted: 7,615

Number of vote histories: 7,615

Difference: 0

Explain any differences:

☒ Yes ☐ No I certify that I have properly maintained chain of custody controls as outlined in 20A-3a-401.1 and Rule 623-8.

☒ Yes ☐ No I certify that I have properly maintained the voter list in accordance with state and federal laws (20A-3a-404(2) and Rule 623-10).

☒ Yes ☐ No I complied with the requirements of the software validation rule R623-7: "before using any voting equipment, and before each election, the election officer shall verify that the firmware version on any voting equipment matches the firmware version that is certified by the EAC."

County Clerk Signature: Evelyn J. Sturtevant

Date: 11/17/25



COALVILLE

General Ballot Report for Coalville City Municipal Election 11/04/25

Number of Ballots Counted: 531


Number of Ballots Not Counted:

Received after Deadline	1
Unsigned	1
No Ballot ID (unclear which District)	1
Total	3

Provisional Ballots

Provisional Ballots Issued	1
Provisional Ballots Qualified	1
Provisional Ballots Disqualified	0
Percentage Counted	100%

The information contained in this General Ballot Report and the attached State Canvass Report Form, the Audit Certification Report, the Summary Results Report, and the Precinct Table Report is accurate.



Eve Furse
Summit County Clerk

November 17, 2025

2025 General Election Coalville Precinct Table

	Coalville City Mayor					Coalville City Council						
	VOTE FOR 1					VOTE FOR 2						
	LYNN WOOD	RORY THOMAS SWENSEN	Total Votes Cast	Overvotes	Undervotes	MATTHEW BOYER	STEVEN BINGHAM RICHINS	ANDREW EDWARD NELSON	JEFF M PETERSON	Total Votes Cast	Overvotes	Undervotes
22CLN:15	154	136	290	0	2	166	94	110	153	523	0	61
22CLS:25	97	140	237	0	2	155	57	90	150	452	0	26
Totals	251	276	527	0	4	321	151	200	303	975	0	87

Coalville City Mayor

Vote For 1

	TOTAL	VOTE %
LYNN WOOD	251	47.63%
RORY THOMAS SWENSEN	276	52.37%
Total Votes Cast	527	100.00%
Overvotes	0	
Undervotes	4	

Coalville City Council

Vote For 2

	TOTAL	VOTE %
MATTHEW BOYER	321	32.92%
STEVEN BINGHAM RICHINS	151	15.49%
ANDREW EDWARD NELSON	200	20.51%
JEFF M PETERSON	303	31.08%
Total Votes Cast	975	100.00%
Overvotes	0	
Undervotes	87	

STATISTICS			
	Voters - Total	Registered Total	Ballots Cast - Total
22CLN:15	470	292	62.13%
22CLS:25	375	239	63.73%
Totals	845	531	

Standardized Canvass Statistics Report

****Summit County** - **11/4/2025****

Section 1: Active Voters and Turnout

56.3% Voter turnout
56.3% Proportion of active voters and same-day registrants who cast counted ballots
13,517 Active voters (use only the number given to counties the Friday before the election)

Section 2: Counted Ballot Statistics

7,615 Total ballots counted
7,333 Mail ballots counted
21 In-person early voting period ballots counted
208 In-person election day ballots counted
0 Disability ballots counted returned electronically
35 UOCAVA ballots counted returned electronically
18 Provisional ballots counted
0 Emergency ballots counted

Section 3: Vote History Reconciliation

7,615 Vote histories given
Yes Does total ballots counted match the number of voters given vote history in VISTA?
NA If no, what is the difference? (surplus vote histories)
If no, provide an explanation below.

Section 4: Provisional Ballot Statistics

19 Provisional ballots issued
18 Provisional ballots counted
1 Total provisional ballots not counted
1 Already voted
0 Insufficient ID
0 Residency
0 Incomplete form
0 Other
94.7% Percentage of provisionals that were counted
7 Number of provisional ballots that were same-day registration

Section 5: By Mail Ballot Statistics

39 Total challenged curable ballots (number of voters sent a cure notice)
10 Total rejected ballots that were curable but not cured
1 Envelopes with a signature that does not match the voter's signature
9 Unsigned envelopes
0 Ballots challenged for other curable reasons
25.6% Percentage of curable ballots not cured
0 Number of ballots where the voter submitted a disability affidavit
126 Total rejected non-provisional ballots that could not legally be cured
77 Returned after the received-by deadline
49 Rejected for other non-curable reasons
3.2% Percentage of ballots returned as undeliverable

Section 6: County Clerk Certification

I certify that the information contained in this report is true and accurate. (type your name in the field below)

Eve Furse