



KAYSVILLE CITY 2025 CERTIFIED MUNICIPAL GENERAL ELECTION RESULTS (CANVASED NOVEMBER 18, 2025)

The Board of Canvassers, for Kaysville City has prepared a report of the election results for the Kaysville City Municipal General Election held on Tuesday, November 4, 2025, and certify that the information contained in this report to be accurate. We further certify that we have reviewed the vote totals for each candidate and declare the individuals noted herein as elected municipal legislative members.

<u>KAYSVILLE CITY</u>	<u>Total</u>	<u>Vote %</u>
Registered Voters	19,851	
Ballots Cast	6,682	33.66%

MAYOR At-Large (1 SEAT, 4-YEAR TERM)


Tamara (Tami) Tran	4,986 – Elected
Tim Allen Hodges	1,646 – Eliminated


CITY COUNCIL At-Large (2 SEATS, 4-YEAR TERM)

Abbigayle (Abbi) Hunt	5,027 – Elected
Joshua T McBride	4,054 – Elected
Tucker K. Bartels	2,642 – Eliminated

Signed this 18th day of November, 2025.



Tamara Tran, Mayor


John Swan Adams, Councilmember


Mike Blackham, Councilmember


ATTESTED VIA REMOTE PARTICIPATION
Abbigayle Hunt, Councilmember

EXCUSED
Nate Jackson, Councilmember


Perry Oaks, Councilmember

I, Annemarie Plaizier, City Recorder of Kaysville City, Davis County, State of Utah, do hereby certify that the attached Official Election Results are a true and correct copy of the final tabulation of votes for the Kaysville City Municipal General Election held on Tuesday, November 4, 2025.

IN WITNESS WHEREOF, I have hereunto set my official signature and affixed the seal of the City of Kaysville this 18th day of November, 2025.


Annemarie Plaizier
City Recorder/Kaysville City Election Official



A copy of the full canvass report can be viewed on the City's website, the Utah Public Notice website, or in the Recorder's Office: 23 East Center Street, Kaysville, Utah 84037. 801-546-1235.

STATISTICS

	TOTAL
Registered Voters - Total	19,851
Ballots Cast - Total	6,682
Voter Turnout - Total	33.66%

Kaysville City Mayor

Vote For 1


	TOTAL
TAMARA (TAMI) TRAN	4,986
TIM ALLEN HODGES	1,646

Kaysville City Council

Vote For 2

	TOTAL
ABBIGAYLE (ABBI) HUNT	5,027
JOSHUA T MCBRIDE	4,054
TUCKER K. BARTELS	2,642

<div>Municipal General Election</div> <div>November 4, 2025</div> <div>Summary of By-Mail and</div> <div>Provisional Ballots</div> <div>Not Counted</div>	Total ballots not counted	Already Voted	Fleeing Voter	No Proof of Identiy	No Proof of Residency	Deceased	Power of Attorney	Incarserated	Moved from County	Signed by someone other than the voter	No Signature	Signature did not match	Empty Evnelope	Not Timely
Kasville By Mail	68	0	0	2	0	0	0	0	0	1	2	5	2	56
Kaysville Provisional	0	0	0	0	0	0	0	0	0	0	0	0	0	0
Total	68	0	0	2	0	0	0	0	0	1	2	5	2	56



CANVASS REPORT

Municipal General Election

November 4, 2025

Prepared For: Kaysville City

Davis County Clerk

TABLE OF CONTENTS

BY THE NUMBERS.....	1
<u>PRE-ELECTION TEST AND AUDIT REPORT</u>	2
REGISTER OF REPORTS.....	3
CANVASS AUDIT CERTIFICATION	4

Kaysville City

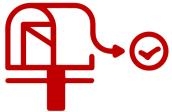
Municipal General Election November 4, 2025

19,851 Active Registered Voters

6,682 Ballots Cast

33.66% Turnout

Ballots Cast By Type



6,503

By Mail – Voters cast their vote utilizing a by mail ballot sent to the voter



2

In Person Early – Voters cast their vote utilizing a ballot issued at an early voting location prior to election day



169

In Person Election Day – Voters cast their vote utilizing a ballot issued at a voting center on election day



8

Provisional – Voters cast their vote utilizing a provisional ballot issued at an early voting location or voting center

PRE-ELECTION TEST AND AUDIT

What, Where, and When

As required by Utah Code 20A-4-104 Before beginning to count ballots using automatic tabulating equipment, the election officer shall test the automatic tabulating equipment to ensure that it will accurately count the votes cast for all offices and all measures. Additionally a firmware validation must be completed, this verifies the firmware versions used on tabulating equipment matches the official certified firmware versions approved for use in the State of Utah.

A test deck is created which contains ballots from each precinct and each contest involved in the election. Votes are marked for each candidate or question. Under votes (blank ballots) and over voter are also included in the test deck. The test deck is processed through each type of tabulation equipment which will be utilized in the election. The results tabulated from the automatic tabulating equipment is then compared to the pre-determined results.

**October 10,
2025**

Testing Team

This test is conducted by personnel of the Davis County Clerks Office. It was publicly noticed and was open to the public, candidates and their representatives for viewing. The test was conducted on October 10, 2025 beginning at 10:00am at 61 South Main Street, Farmington, Utah 84025.

Results

All contests were included in the test, all equipment accurately detected over votes and under votes. The results of the test accurately matched the expected results. The firmware in use was confirmed as the approved version on all tabulating equipment. Following this page you will find the Pre Election Test and Audit Report.

REGISTER OF REPORTS



1. Canvass Certification of Election Officer and Board of Canvass. This document certifies the results as the official results prepared by the Election Officer and approved by the Board of Canvass.



2. Summary of Ballots Not Counted. This report documents the total number of ballot which not were received, but not counted. It identifies the ballot by type and the reason why the ballot was not counted. If applicable, voters were contacted and given an opportunity to resolve issues with their ballot prior to the canvass



3. Ballot Reconciliation. This report documents each ballot reconciliation during the election process. Election Officers are required to reconcile ballots each time ballots are tabulated.



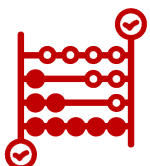
4. Canvass Statistics – This report provides standard statistics for the election as required by the State of Utah.



5. Summary Results Report – One of three election results reports. This report provides a summary of the election results and is considered the official results of the election.



6. Statement of Votes Cast – Second of three election results reports. This report provides a detailed report of ballots cast by type for each voting precinct as well as a breakdown of votes for each candidate or issue by precinct. This report is usually formatted in a digital spreadsheet and is available in a separate electronic file.



7. Cast Vote Record Report – Third of three election results reports. This report provides a detailed report of each ballot cast in the election and an indication of each vote within each race or ballot question. Service District Races are not included in this report. This report is usually formatted in a digital spreadsheet and is available in a separate electronic file.

POST ELECTION AUDIT

What, Where, and When

A Post election audit consists of four requirements. First is a comparison of the Cast Vote Record to the Election Summary Report. The second is an audit of the tabulating equipment as required by 20A-4-104(1)(f). This audit ensures the automatic tabulation equipment accurately counted the ballots by hand counting select batches of ballots and comparing the hand counted with the results recorded in the tabulation system. It consists of 1 percent of all ballots up to 1,000 ballots. The ballots are selected randomly by the Lt. Governors Office.

The third is an audit of the signature comparisons made between signatures on envelopes and voter signatures maintained by the election officer as required by 20A-3a-402.5. This audit is performed on 1% of all ballot envelopes prior to envelopes being opened and separated from the ballot.

**November 14,
2025**

The fourth is a final reconciliation of ballots cast to vote history recorded in the voter registration system as required by 20A-4-304 (2)(h). This is documented on the Ballot Reconciliation Report.

Procedures for these audits are set by administrative rules and policy set by the Lt. Governor.

Audit Team

Auditors consisted of Davis County Citizens, and Officials from outside of the Davis County Clerk's Office. It was publicly noticed and was open to the public, candidates and their representatives for viewing. The test was conducted on November 14, 2025 beginning at 10:00am at 61 South Main Street, Farmington, Utah 84025.

Results

The results of the audit accurately matched the tabulated results. No discrepancies were found in the signature comparisons. Following this page you will find the Canvass Audit Certification Report and the Post Election Auditor Certification Report.



Davis County Pre-Election Test and Audit Report

Election: November 4, 2025

Test Date: October 10

Pre-Election Test Summary

1. Number of paper ballots processed on DS450: 2181
2. Number of paper ballots processed on DS200: 195
3. Number of Express Vote Ballots Processed: 129
4. Were all contests included in the test? ☒ Yes
5. Did all equipment accurately detect over votes? ☒ Yes
6. Did all equipment accurately detect under votes? ☒ Yes
7. Did the results match the expected results of the test? ☒ Yes

Notes:

Firmware Validation

Hardware	Certified Firmware Version	Current Firmware Version
Electionware PC	6.3.0.0	6.3.00
DS450	4.2.0.0	4.2.00
DS200	3.0.0.0	3.0.0.0
ExpressVote	4.2.1.0	4.2.1.0

Were there any differences between the certified firmware version and the current firmware version? ☐ Yes ☒ No

Certification

I certify that I was present and or participated in the Pre-Election Test and Audit and that the information included in this certification is accurate.

County Clerk or Deputy Clerk: [Signature]

Board of Canvass Representative(s): Jennifer Robinson - Centerville
Annabelle [Signature] - Kayville
[Signature] - West Bountiful



Davis County Post-Election Auditors Certification Report

Election: November 4, 2025 Municipal General Election

I certify that proper legal public notice was given for the Post-Election Audit. This audit was conducted at 61 South Main Street, Farmington, Utah 84025 on the 14 day of November, 2025; all laws, policies and procedures were followed as currently constituted; and that the following information is true and correct.

Signature of County Clerk: *Don Matzger* Date: 11-14-25

We the undersigned election auditors certify that we were present during and participated in this post-election audit. We certify that we reviewed the original paper ballots, and tabulation of all ballots identified for audit, we confirmed that the electronic count matched the original marks made by the voter, and that all electronic tabulations accurately reflected the intent of the voter as marked on each ballot and that if any differences were identified, they have been listed on the Audit Summary Report.

As an appointed election auditor, I certify that I attended the Post-Election Audit and verified the information listed above to be accurate.

Signature of Election Auditor *Rebecca Solman*

Signature of Election Auditor *Indemarle Hinde*

Signature of Election Auditor *McUpp*

Signature of Election Auditor *Ma'ra Balingham*

Signature of Election Auditor *Christy John*

Signature of Election Auditor *Alto Holbrook*

Signature of Election Auditor *Valerie Koster*


Signature of Election Auditor *Wendy Page*

Signature of Election Auditor *Nancy R. Dean*

Signature of Election Auditor *Jennifer Robinson*

Signature of Election Auditor *Remington*

Signature of Election Auditor *Angie R*



Canvass - Audit Certification Report

County: Davis

Election: Municipal General 2025

Paper Ballot Audit Summary

1. Number of paper ballots processed: 68,572
2. Number of ballots audited: 795
3. List the contests on the ballot that were audited:

All Contests

Were there any differences between the tabulation software and the votes marked on the paper ballots?

☐ Yes ☒ No (*If YES, please attach an explanation of any inconsistencies)

DRE Machine Audit Summary (complete only if applicable)

1. Number of voting machines used in the election: _____
2. Number of polling places used for the election: _____
3. Number of voting machines audited: _____
4. Were tamper-evident seals affixed to all journal tape canisters? ☐ Yes ☐ No
(*If no, please attach copies of the journal tape logs for the applicable canisters)
5. Did all machine serial numbers match when the canisters were installed and removed? ☐ Yes ☐ No
(*If no, please attach copies of the journal tape logs for the applicable canisters)
6. Did any tape seals on the journal tape canisters show evidence of tampering? ☐ Yes ☐ No
(*If yes, please attach copies of the logs for the applicable canisters)
7. Were there any differences between the machine results and hand-counted results for any audited machine? ☐ Yes ☐ No (*If yes, please attach copies of the hand count logs for the applicable canisters)

Signature Affidavit Audit Summary

Total number of signature affidavits audited: 666

Did the signature audit reveal any inconsistencies between a signature's initial verification and the audit?
☐ Yes ☒ No (*If YES, please attach an explanation of any inconsistencies)

Clerk Certification – to be completed before the canvass

☒ Yes ☐ No I certify that I have reviewed the number of vote histories recorded in VISTA and they closely match the number of ballots cast in my county during this election.

Number of ballots counted: 68,572

Number of vote histories: 68,572

Difference: 0

Explain any differences:

☒ Yes ☐ No I certify that I have properly maintained the voter list in accordance with state and federal laws (20A-3a-404(2)).

☒ Yes ☐ No I complied with the requirements of the software validation rule R623-7: "before using any voting equipment, and before each election, the election officer shall verify that the firmware version on any voting equipment matches the firmware version that is certified by the EAC."

County Clerk Signature:  Date: 11-17-25

Standardized Canvass Statistics Report

Davis County Municipal General Election November 4, 2025

Section 1: Active Voters and Turnout

35.6% Voter turnout
35.6% Proportion of active voters and same-day registrants who cast counted ballots
192,438 Active voters (use only the number given to counties the Friday before the election)

Section 2: Counted Ballot Statistics

68,572 Total ballots counted
66,567 Mail ballots counted
17 In-person early voting period ballots counted
1,855 In-person election day ballots counted
3 Disability ballots counted returned electronically
34 UOCAVA ballots counted returned electronically
96 Provisional ballots counted
0 Emergency ballots counted

Section 3: Vote History Reconciliation

68,572 Vote histories given
Yes Does total ballots counted match the number of voters given vote history in VISTA?
NA If no, what is the difference? (surplus vote histories)
If no, provide an explanation below.

Section 4: Provisional Ballot Statistics

100 Provisional ballots issued
96 Provisional ballots counted
4 Total provisional ballots not counted
1 Already voted
0 Insufficient ID
3 Residency
0 Incomplete form
0 Other
96.0% Percentage of provisionals that were counted
52 Number of provisional ballots that were same-day registration

Section 5: By Mail Ballot Statistics

205 Total challenged curable ballots (number of voters sent a cure notice)
106 Total rejected ballots that were curable but not cured
55 Envelopes with a signature that does not match the voter's signature
20 Unsigned envelopes
31 Ballots challenged for other curable reasons
51.7% Percentage of curable ballots not cured
8 Number of ballots where the voter submitted a disability affidavit
605 Total rejected non-provisional ballots that could not legally be cured
582 Returned after the received-by deadline
23 Rejected for other non-curable reasons
1.5% Percentage of ballots returned as undeliverable

Section 6: County Clerk Certification

I certify that the information contained in this report is true and accurate. (type your name in the field below)

Brian McKenzie, Davis County Clerk

Ballot Reconciliation [1]													
	Time and Date (ctrl+alt+shift+semicolon)	10/21/202	10/23/202	10/24/202	10/27/202	10/29/202	11/5/2025	11/5/2025		11/14/202	11/17/202	Total	
Total Voters and Ballots Issued	Active Registered Voters as of Registration Deadline [2]	192438										192438	
	Ballots Provided to Voter (By Mail and Electronic) [3]	194067	194266	194368	194485	194562	194564	194564	194564	194564	194564	194564	
	Ballots Returned Undeliverable [4]	2100	2300	2434	2661	2713	2864	2873	0	2960	2973	2973	
	Ballots Provided to Voter (Polling Locations) [5]	0	0	0	0	0	1855	1855	1855	1855	1855	1855	
	Mail/Absentee in Mail	9226	13659	16085	19177	23956	31046	31463	31468	31623	31632	31632	
Ballots Received From Voters [6]	Mail/Absentee in Drop Box	2249	2249	2249	2249	6381	35628	35645	35646	35646	35646	35646	
	Total Mail Ballots	11475	15908	18334	21426	30337	66674	67108	67114	67269	67278	67278	Balanced
	Electronic UOCAVA and ADA	0	0	0	0	0	32	37	37	37	37	37	Balanced
	Early Voting (Regular)	0	0	0	0	9	17	17	17	17	17	17	Balanced
	Early Voting (Curbside)	0	0	0	0	0	0	0	0	0	0	0	Balanced
	Early Voting (Provisional)	0	0	0	0	1	1	1	1	1	1	1	Balanced
	Election Day Polls (Regular)	0	0	0	0	0	1855	1855	1855	1855	1855	1855	Balanced
	Election Day Polls (Curbside)	0	0	0	0	0	0	0	0	0	0	0	Balanced
	Election Day Polls (Provisional)	0	0	0	0	0	99	99	99	99	99	99	Balanced
	Total Ballots Received From Voter for Processing	11475	15908	18334	21426	30347	68678	69117	69123	69278	69287	69287	
Ballots In Process	Mail Ballots	2063	0	0	0	0	9608	0	0	0	0	0	Balanced
	Electronic UOCAVA and ADA	0	0	0	0	0	0	0	0	0	0	0	Balanced
	Early Voting (Regular)	0	0	0	0	9	0	0	0	0	0	0	Balanced
	Early Voting (Curbside)	0	0	0	0	0	0	0	0	0	0	0	Balanced
	Early Voting (Provisional)	0	0	0	0	1	1	1	0	0	0	0	Balanced
	Election Day Polls (Regular)	0	0	0	0	0	0	0	0	0	0	0	Balanced
	Election Day Polls (Curbside)	0	0	0	0	0	0	0	0	0	0	0	Balanced
	Election Day Polls (Provisional)	0	0	0	0	0	99	99	4	4	4	4	Balanced
	Total Ballots in Process	2063	0	0	0	10	9708	100	4	4	4	4	
Ballots Processed [7]	Mail Ballots	9360	15849	18275	21361	30229	56879	66512	66516	66556	66567	66567	Balanced
	Electronic UOCAVA and ADA	0	0	0	0	0	32	37	37	37	37	37	Balanced
	Early Voting (Regular)	0	0	0	0	0	17	17	17	17	17	17	Balanced
	Early Voting (Curbside)	0	0	0	0	0	0	0	0	0	0	0	Balanced
	Early Voting (Provisional)	0	0	0	0	0	0	0	1	1	1	1	Balanced
	Election Day Polls (Regular)	0	0	0	0	0	1855	1855	1855	1855	1855	1855	Balanced
	Election Day Polls (Curbside)	0	0	0	0	0	0	0	0	0	0	0	Balanced
	Election Day Polls (Provisional)	0	0	0	0	0	0	0	95	95	95	95	Balanced
	Total Ballots Counted or Processed	9360	15849	18275	21361	30229	58783	68421	68521	68561	68572	68572	
Reconciliation	Total Voters with Credit for Voting in VISTA (By Mail) [8]	11423	15849	18275	21361	30229	60843	66548	66553	66593	66604	66604	Balanced
	Total Voters with Credit for Voting in VISTA (Early) [9]	0	0	0	0	9	17	17	17	17	17	17	Balanced
	Total Voters with Credit for Voting in VISTA (Normal) [10]	0	0	0	0	0	1857	1855	1855	1855	1855	1855	Balanced
	Total Voters with Credit for Voting in VISTA (Provisional) [11]	0	0	0	0	0	0	86	96	96	96	96	Balanced
	Total Voters with Credit for Voting in VISTA	11423	15849	18275	21361	30238	62717	68506	68521	68561	68572	68572	Balanced
	Ballots with Vote History in VISTA but not Processed [12]	2063	0	0	0	9	3930	86	0	0	0	0	
	Reconciliation of Ballots Counted to Vote History [13]	Balanced	Balanced	Balanced	Balanced	Balanced	-4	1	Balanced	Balanced	Balanced	Balanced	
	Reconciliation of Ballots Recieved/Counted/Rejected [14]	Balanced	Balanced	Balanced	Balanced	Balanced	Balanced	Balanced	Balanced	Balanced	Balanced	Balanced	
	Notes												
	By Mail Ballots Rejected but Curable	52	59	59	64	107	169	154	150	120	106	106	
	By Mail Ballots Rejected and Not Curable	0	0	0	1	1	18	442	448	593	605	605	
	By Mail Ballots Resolved [15]	0	0	0	0	0	54	62	65	90	99	99	
	By Mail Ballots Initially Rejected	52	59	59	65	108	241	658	663	803	810	810	