

JENSEN WATER IMPROVEMENT DISTRICT
5950 South 8500 East - P. O. Box 94
Jensen, UT 84035

Office #435-789-2781

Fax #435-789-2782

Resolution 2025-11-17

A Resolution for Jensen Water Improvement District Canvassing, Accepting and Approving the Results of the Municipal Election held on November 4, 2025.

Whereas, on November 4, 2025, an election was held for two board of trustee seats for Jensen Water Improvement District.


Whereas the Board of Trustees are the board of Canvassers for Jensen Water Improvement District, and


Whereas on November 17, 2025, the Board canvassed the municipal election results by determining the votes for each person.

Therefore, it is hereby resolved by the Jensen Water Improvement District Board of Trustee Canvassers as follows:

- The Board of Canvassers approves the election results listed on the attached election summary report.
- The Election Summary certifies the following as having received the most votes, the winners of the 2025 General Municipal Election for the Special Service District of Jensen Water Improvement District.
 - Rex Jacobe Wilkins
 - Lorn Ruppe

Dated this 17th day of November 2025.


Randan Vincent, Chairman


Monty Pratt, Treasurer



Russell Tomlinson, Vice Chairman


Jake Wilkins, Trustee

Lucky Wall, Trustee

Official Seal:




Attest:
Trudy Wheeler, District Clerk

Summary Results Report
Municipal General Election
November 4, 2025

FINAL RESULTS

Uintah County, Utah

STATISTICS

	TOTAL
Election Day Precincts Reporting	22 of 22
Precincts Complete	0 of 22
Precincts Partially Reported	22 of 22
Absentee/ Early Precincts Reporting	22 of 22
Registered Voters - Total	13,501
Ballots Cast - Total	4,168
Ballots Cast - Blank	4
Voter Turnout - Total	30.87%

Summary Results Report
Municipal General Election
November 4, 2025

FINAL RESULTS

Uintah County, Utah

Naples City Mayor

Vote For 1

	TOTAL
BROCK J ARNOLD	356
STEPHANIE C ADAMS	159
Overvotes	0
Undervotes	10
Contest Totals	525

Naples City Council

Vote For 2

	TOTAL
JONATHAN EDWARD BEEDE	392
NATE TERRY ZILLES	276
JESSY SHAYNE MCKEE	195
Overvotes	0
Undervotes	187
Contest Totals	1,050

Vernal City Mayor

Vote For 1

	TOTAL
COREY MICHAEL FOLEY	1,045
Overvotes	0
Undervotes	166
Contest Totals	1,211

Summary Results Report
Municipal General Election
November 4, 2025

FINAL RESULTS

Uintah County, Utah

Vernal City Council

Vote For 2

	TOTAL
STEPHEN WARD	498
TED R. MUNFORD	895
NICK PORTER	613
Overvotes	0
Undervotes	416
Contest Totals	2,422

Ashley Valley Water and Sewer Improvement District Board Member

Vote For 2

	TOTAL
DAVID JENSEN BRINKERHOFF	434
TRAVIS CAMPBELL	353
MICHAEL JAMES COOK	483
BOYD WORKMAN	901
MITCHELL CHASE MURRAY	145
WAYNE SIMPER	804
BRAD GRAMMER	661
BROWNIE E. TOMLINSON	845
Overvotes	12
Undervotes	620
Contest Totals	5,258

Summary Results Report
Municipal General Election
November 4, 2025

FINAL RESULTS

Uintah County, Utah

Jensen Water Improvement District Board Member

Vote For 2

	TOTAL
MATT DAVE CHIVERS	94
REX JACOB WILKINS	145
LORN RUPPE	188
Overvotes	0
Undervotes	133
Contest Totals	560

Tridell-Lapoint Water Improvement District Board Member

Vote For 2

	TOTAL
SCOTT WAYNE WILLIAMS	122
AMBER ALLRED	119
RYAN L. GOODRICH	101
Overvotes	0
Undervotes	102
Contest Totals	444

Standardized Canvass Statistics Report

Uintah County - November 4, 2025

Section 1: Active Voters and Turnout

30.9% Voter turnout

30.9% Proportion of active voters and same-day registrants who cast counted ballots

13,501 Active voters (use only the number given to counties the Friday before the election)

Section 2: Counted Ballot Statistics

4,168 Total ballots counted

4,076 Mail ballots counted

4 In-person early voting period ballots counted

79 In-person election day ballots counted

1 Disability ballots counted returned electronically

0 UOCAVA ballots counted returned electronically

8 Provisional ballots counted

0 Emergency ballots counted

Section 3: Vote History Reconciliation

4,170 Vote histories given

No Does total ballots counted match the number of voters given vote history in VISTA?

2 If no, what is the difference? (surplus vote histories)

If no, provide an explanation below.

We had one fleeing voter and one return envelope that did not contain a ballot.

Section 4: Provisional Ballot Statistics

8 Provisional ballots issued

8 Provisional ballots counted

0 Total provisional ballots not counted

0 Already voted

0 Insufficient ID

0 Residency

0 Incomplete form

0 Other

100.0% Percentage of provisionals that were counted

1 Number of provisional ballots that were same-day registration

Section 5: By Mail Ballot Statistics

79 Total challenged curable ballots (number of voters sent a cure notice)

54 Total rejected ballots that were curable but not cured

50 Envelopes with a signature that does not match the voter's signature

4 Unsigned envelopes

0 Ballots challenged for other curable reasons

68.4% Percentage of curable ballots not cured

0 Number of ballots where the voter submitted a disability affidavit

25 Total rejected non-provisional ballots that could not legally be cured

25 Returned after the received-by deadline

0 Rejected for other non-curable reasons

2.0% Percentage of ballots returned as undeliverable

Section 6: County Clerk Certification

I certify that the information contained in this report is true and accurate. (type your name in the field below)

Michael W. Wilkins



2025 Canvass - Audit Certification Report

County: Wintah

Election: Nov 4 2025 General

Post Election Ballot Audit Summary

1. Number of paper ballots processed: 4051
2. Number of ballots audited: 94
3. List the contests on the ballot that were audited:

Ashley Valley Water + Sewer ID

Jensen Water ID

Tridell-Lapoint Water ID

Naples City Council + Mayor

Vernal City Council + Mayor

Were there any differences between the tabulation software and the votes marked on the paper ballots?

Yes ☒ No (*If YES, please attach an explanation of any inconsistencies)


DRE Machine Audit Summary (Salt Lake only)

1. Number of voting machines used in the election: _____
2. Number of polling places used for the election: _____
3. Number of voting machines audited: _____
4. Were tamper-evident seals affixed to all journal tape canisters? Yes No
(*If no, please attach copies of the journal tape logs for the applicable canisters)
5. Did all machine serial numbers match when the canisters were installed and removed? Yes No
(*If no, please attach copies of the journal tape logs for the applicable canisters)
6. Did any tape seals on the journal tape canisters show evidence of tampering? Yes No
(*If yes, please attach copies of the logs for the applicable canisters)
7. Were there any differences between the machine results and hand-counted results for any audited machine? Yes No (*If yes, please attach copies of the hand count logs for the applicable canisters)

Ballot Envelope Signature audit Summary

Total number of signature affidavits audited: 83 1 in each batch

Did the signature audit reveal any inconsistencies between a signature's initial verification and the audit?
Yes ☒ No (*If YES, please attach an explanation of any inconsistencies)



2025 Canvass - Audit Certification Report

Clerk Certification – to be completed before the canvass

☒ Yes ☐ No I certify that the audits described above were conducted according to the audit policy. This includes ensuring that all election workers and auditors completed the required training, were sworn in, and that each auditor signed an affidavit created by the clerk for the work they audited.

☒ Yes ☐ No I certify that I have reviewed the number of vote histories recorded in VISTA and they closely match the number of ballots counted in my county during this election. This number should be zero, or close to zero. Corrections should be made to ballots or voter records PRIOR to canvassing results.

Number of ballots counted: 4168

Number of vote histories: 4170

Difference: 2

Explain any differences: one fleeing voter and one empty envelope

☒ Yes ☐ No I certify that I have properly maintained chain of custody controls as outlined in 20A-3a-401.1 and Rule 623-8.

☒ Yes ☐ No I certify that I have properly maintained the voter list in accordance with state and federal laws (20A-3a-404(2) and Rule 623-10).

☒ Yes ☐ No I complied with the requirements of the software validation rule R623-7: "before using any voting equipment, and before each election, the election officer shall verify that the firmware version on any voting equipment matches the firmware version that is certified by the EAC."

County Clerk Signature: Michelle W. Wilkins Date: 11-13-2025

Uintah County Audit Affidavit

By signing this declaration, we are stating under penalty of law that we, performed the post-election ballot audit for the **2025 November General Election** as per State guidelines

We reviewed 94 ballots from batches: 0081 + 0079

We audited the following races:

Ashley Valley Water and Sewer ID

Naples City

Jensen Water ID

Vernal City

Tridell-Lapoint Water ID



All physical ballot batch totals equal the totals recorded in the tabulation system.




The ballot batch totals equal the totals recorded in the system with the exception(s) of:

Dated this 12th day of November, 2025 at 2 pm

Robert Hall

Print Name


Signature


Jeff Merrell

Print Name


Signature


Andrea Merrell

Print Name


Signature


Vernie Heeney

Print Name


Signature


LaDonna Zeller

Print Name


Signature

Mary C. Fontes

Print Name


Signature

COUNTY NUMBER	PRECINC T CODE	PRECINCT NAME	REGISTRE RED VOTERS TOTAL	BALLOTS CAST TOTAL	BALLOTS CAST BLANK	Jensen Water Improvement District Board Member	Jensen Water Improvement District Board Member	Jensen Water Improvement District Board Member
			VOTERS	BALLOTS CAST	BALLOTS CAST	MATT DAVE CHIVERS	REX JACOB WILKINS	LORN RUPPE
24	1	24 Ashley East #15	824	285	0	1	0	3
24	2	24 Ashley West #22:10	655	264	0	0	0	0
24	3	24 Davis East #02	681	212	0	5	6	5
24	4	24 Davis West #03:10	633	177	1	0	0	0
24	5	24 Davis North #24	422	132	0	12	21	30
24	6	24 Glines South #17:10	682	189	0	0	0	0
24	7	24 Glines North #23:10	744	196	0	0	0	0
24	8	24 Naples East #04:12	694	338	0	0	0	0
24	9	24 Naples West #28:12	567	187	1	0	0	0
24	10	24 South #5:10	781	182	0	0	0	0
24	11	24 South West #26:10	753	238	0	0	0	0
24	12	24 South East #29:10	466	113	0	0	0	0
24	13	24 Vernal City #08	609	182	0	0	0	0
24	14	24 Vernal City #09	786	260	0	0	0	0
24	15	24 Vernal City #10	735	200	0	0	0	0
24	16	24 Vernal City #11	545	183	1	0	0	0
24	17	24 Vernal City #12	569	136	0	0	0	0
24	18	24 Vernal City #13	679	161	0	0	0	0
24	19	24 Vernal City #14	360	89	0	0	0	0
24	20	24 Fort Duchesne #18:70	70	19	0	0	0	0
24	21	24 Jensen #01:40	562	222	1	76	118	150
24	22	24 Tridell/Lapoint #21:70	684	203	0	0	0	0
		COUNTY TOTALS	13501	4168	4	94	145	188
# Active Voters			809					
# Voted			280					
% Turnout			35%					