

10295 NORTH 8200 EAST
TRIDELL, UTAH 84076
(435) 247-2475

TRIDELL-LAPOINT WATER IMPROVEMENT DISTRICT
2025 CERTIFIED BOARD OF TRUSTEES ELECTION RESULTS

I, Isaac Hatch, the duly chosen, qualified and acting District Clerk for Tridell-Lapoint Water Improvement District, County of Uintah, State of Utah, hereby certify that the following is a true, correct copy of the Canvass Report for the November 4, 2025, Municipal General Election. This report was reviewed and certified by the Board of Trustees Canvassers for Tridell-Lapoint Water Improvement District, Utah on November 17, 2025.

BOARD OF TRUSTEES (2 SEATS, 4-YEAR TERM)

OFFICIAL TOTALS

SCOTT WAYNE WILLIAMS

122 - Elected

AMBER ALLRED

119 - Elected

RYAN L. GOODRICH

101 - Eliminated

TOTAL VOTES

342

Isaac Hatch, District Manager

Tridell-Lapoint Water Improvement District

OCT 13 2025

Date

I certify that the foregoing is a full, true and correct abstract of the votes for this District's 2025 General Election held on November 4, 2025.

Troy Hartle, Board of Trustees Canvasser

Thane Goodrich, Board of Trustees Canvasser

Tyler McKee, Board of Trustees Canvasser

Scott Williams, Board of Trustees Canvasser

Ryan Goodrich, Board of Trustees Canvasser

Summary Results Report
Municipal General Election
November 4, 2025

FINAL RESULTS

Uintah County, Utah

STATISTICS

	TOTAL
Election Day Precincts Reporting	22 of 22
Precincts Complete	0 of 22
Precincts Partially Reported	22 of 22
Absentee/ Early Precincts Reporting	22 of 22
Registered Voters - Total	13,501
Ballots Cast - Total	4,168
Ballots Cast - Blank	4
Voter Turnout - Total	30.87%

Summary Results Report
Municipal General Election
November 4, 2025

FINAL RESULTS

Uintah County, Utah

Naples City Mayor

Vote For 1

	TOTAL
BROCK J ARNOLD	356
STEPHANIE C ADAMS	159
Overvotes	0
Undervotes	10
Contest Totals	525

Naples City Council

Vote For 2

	TOTAL
JONATHAN EDWARD BEEDE	392
NATE TERRY ZILLES	276
JESSY SHAYNE MCKEE	195
Overvotes	0
Undervotes	187
Contest Totals	1,050

Vernal City Mayor

Vote For 1

	TOTAL
COREY MICHAEL FOLEY	1,045
Overvotes	0
Undervotes	166
Contest Totals	1,211

Summary Results Report
Municipal General Election
November 4, 2025

FINAL RESULTS

Uintah County, Utah

Vernal City Council

Vote For 2

	TOTAL
STEPHEN WARD	498
TED R. MUNFORD	895
NICK PORTER	613
Overvotes	0
Undervotes	416
Contest Totals	2,422

Ashley Valley Water and Sewer Improvement District Board Member

Vote For 2

	TOTAL
DAVID JENSEN BRINKERHOFF	434
TRAVIS CAMPBELL	353
MICHAEL JAMES COOK	483
BOYD WORKMAN	901
MITCHELL CHASE MURRAY	145
WAYNE SIMPER	804
BRAD GRAMMER	661
BROWNIE E. TOMLINSON	845
Overvotes	12
Undervotes	620
Contest Totals	5,258

Summary Results Report
Municipal General Election
November 4, 2025

FINAL RESULTS

Uintah County, Utah

Jensen Water Improvement District Board Member

Vote For 2

	TOTAL
MATT DAVE CHIVERS	94
REX JACOB WILKINS	145
LORN RUPPE	188
Overvotes	0
Undervotes	133
Contest Totals	560

Tridell-Lapoint Water Improvement District Board Member

Vote For 2

	TOTAL
SCOTT WAYNE WILLIAMS	122
AMBER ALLRED	119
RYAN L. GOODRICH	101
Overvotes	0
Undervotes	102
Contest Totals	444

Standardized Canvass Statistics Report

Uintah County - November 4, 2025

Section 1: Active Voters and Turnout

30.9% Voter turnout
 30.9% Proportion of active voters and same-day registrants who cast counted ballots
 13,501 Active voters (use only the number given to counties the Friday before the election)

Section 2: Counted Ballot Statistics

4,168 Total ballots counted
 4,076 Mail ballots counted
 4 In-person early voting period ballots counted
 79 In-person election day ballots counted
 1 Disability ballots counted returned electronically
 0 UOCAVA ballots counted returned electronically
 8 Provisional ballots counted
 0 Emergency ballots counted

Section 3: Vote History Reconciliation

4,170 Vote histories given
 No Does total ballots counted match the number of voters given vote history in VISTA?
 2 If no, what is the difference? (surplus vote histories)
 If no, provide an explanation below.
 We had one fleeing voter and one return envelope that did not contain a ballot.

Section 4: Provisional Ballot Statistics

8 Provisional ballots issued
 8 Provisional ballots counted
 0 Total provisional ballots not counted
 0 Already voted
 0 Insufficient ID
 0 Residency
 0 Incomplete form
 0 Other
 100.0% Percentage of provisionals that were counted
 1 Number of provisional ballots that were same-day registration

Section 5: By Mail Ballot Statistics

79 Total challenged curable ballots (number of voters sent a cure notice)
 54 Total rejected ballots that were curable but not cured
 50 Envelopes with a signature that does not match the voter's signature
 4 Unsigned envelopes
 0 Ballots challenged for other curable reasons
 68.4% Percentage of curable ballots not cured
 0 Number of ballots where the voter submitted a disability affidavit
 25 Total rejected non-provisional ballots that could not legally be cured
 25 Returned after the received-by deadline
 0 Rejected for other non-curable reasons
 2.0% Percentage of ballots returned as undeliverable

Section 6: County Clerk Certification

I certify that the information contained in this report is true and accurate. (type your name in the field below)

Michael W. Wilkins



2025 Canvass - Audit Certification Report

County: Uintah

Election: Nov 4 2025 General

Post Election Ballot Audit Summary

1. Number of paper ballots processed: 4051
2. Number of ballots audited: 94
3. List the contests on the ballot that were audited:

Ashley Valley Water + Sewer ID
Jensen Water ID
Tidell-Lapoint Water ID

Naples City Council + Mayor
Vernal City Council + Mayor

Were there any differences between the tabulation software and the votes marked on the paper ballots?

Yes ☒ No (*If YES, please attach an explanation of any inconsistencies)

DRE Machine Audit Summary (Salt Lake only)

1. Number of voting machines used in the election: _____
2. Number of polling places used for the election: _____
3. Number of voting machines audited: _____
4. Were tamper-evident seals affixed to all journal tape canisters? Yes No
(*If no, please attach copies of the journal tape logs for the applicable canisters)
5. Did all machine serial numbers match when the canisters were installed and removed? Yes No
(*If no, please attach copies of the journal tape logs for the applicable canisters)
6. Did any tape seals on the journal tape canisters show evidence of tampering? Yes No
(*If yes, please attach copies of the logs for the applicable canisters)
7. Were there any differences between the machine results and hand-counted results for any audited machine? Yes No (*If yes, please attach copies of the hand count logs for the applicable canisters)

Ballot Envelope Signature audit Summary

Total number of signature affidavits audited: 83 1 in each batch

Did the signature audit reveal any inconsistencies between a signature's initial verification and the audit?
Yes ☒ No (*If YES, please attach an explanation of any inconsistencies)



2025 Canvass - Audit Certification Report

Clerk Certification – to be completed before the canvass

☒ Yes ☐ No I certify that the audits described above were conducted according to the audit policy. This includes ensuring that all election workers and auditors completed the required training, were sworn in, and that each auditor signed an affidavit created by the clerk for the work they audited.

☒ Yes ☐ No I certify that I have reviewed the number of vote histories recorded in VISTA and they closely match the number of ballots counted in my county during this election. This number should be zero, or close to zero. Corrections should be made to ballots or voter records PRIOR to canvassing results.

Number of ballots counted: 4168

Number of vote histories: 4170

Difference: 2

Explain any differences: one fleeing voter and one empty envelope

☒ Yes ☐ No I certify that I have properly maintained chain of custody controls as outlined in 20A-3a-401.1 and Rule 623-8.

☒ Yes ☐ No I certify that I have properly maintained the voter list in accordance with state and federal laws (20A-3a-404(2) and Rule 623-10).

☒ Yes ☐ No I complied with the requirements of the software validation rule R623-7: "before using any voting equipment, and before each election, the election officer shall verify that the firmware version on any voting equipment matches the firmware version that is certified by the EAC."

County Clerk Signature: Michael W. Wilkins Date: 11-13-2025

Uintah County Audit Affidavit

By signing this declaration, we are stating under penalty of law that we, performed the post-election ballot audit for the **2025 November General Election** as per State guidelines

We reviewed 94 ballots from batches: 0081 + 0079

We audited the following races:

Ashley Valley Water and Sewer ID

Naples City

Jensen Water ID


Vernal City

Tridell-Lapoint Water ID


☒ All physical ballot batch totals equal the totals recorded in the tabulation system.
☐ The ballot batch totals equal the totals recorded in the system with the exception(s) of:

Dated this 12th day of November, 2025 at 2 pm


Robert Hall
Print Name


Signature


Jeff Merrell
Print Name


Signature


Andrea Merrell
Print Name


Signature

Vernie Heeney
Print Name


Signature

LaDonna Zeller
Print Name


Signature

Mary C. Fontes
Print Name


Signature

COUNTY NUMBER	PRECINC T CODE	PRECINCT NAME	REGISTE RED VOTERS TOTAL	BALLOTS CAST TOTAL	BALLOTS CAST BLANK	Tridell-Lapoint Water Improvement District Board Member NON-PARTISAN	Tridell-Lapoint Water Improvement District Board Member NON-PARTISAN	Tridell-Lapoint Water Improvement District Board Member NON-PARTISAN
			VOTERS	BALLOTS CAST	BALLOTS CAST	SCOTT WAYNE WILLIAMS	AMBER ALLRED	RYAN L. GOODRICH
24	1	24 Ashley East #15	824	285	0	0	0	0
24	2	24 Ashley West #22:10	655	264	0	0	0	0
24	3	24 Davis East #02	681	212	0	0	0	0
24	4	24 Davis West #03:10	633	177	1	0	0	0
24	5	24 Davis North #24	422	132	0	0	0	0
24	6	24 Glines South #17:10	682	189	0	0	0	0
24	7	24 Glines North #23:10	744	196	0	0	0	0
24	8	24 Naples East #04:12	694	338	0	0	0	0
24	9	24 Naples West #28:12	567	187	1	0	0	0
24	10	24 South #5:10	781	182	0	0	0	0
24	11	24 South West #26:10	753	238	0	0	0	0
24	12	24 South East #29:10	466	113	0	0	0	0
24	13	24 Vernal City #08	609	182	0	0	0	0
24	14	24 Vernal City #09	786	260	0	0	0	0
24	15	24 Vernal City #10	735	200	0	0	0	0
24	16	24 Vernal City #11	545	183	1	0	0	0
24	17	24 Vernal City #12	569	136	0	0	0	0
24	18	24 Vernal City #13	679	161	0	0	0	0
24	19	24 Vernal City #14	360	89	0	0	0	0
24	20	24 Fort Duchesne #18:70	70	19	0	16	7	3
24	21	24 Jensen #01:40	562	222	1	0	0	0
24	22	24 Tridell/Lapoint #21:70	684	203	0	106	112	98
COUNTY TOTALS			13501	4168	4	122	119	101
# Active Voters			754					
# Voted			222					
% Turnout			29%					