

THIS AGENDA IS SUBJECT TO CHANGE WITH MINIMUM 24 HOURS NOTICE



UNIFIED FIRE AUTHORITY BOARD AGENDA

November 18, 2025, 7:30 a.m.

NOTICE IS HEREBY GIVEN THAT THE UNIFIED FIRE AUTHORITY BOARD OF DIRECTORS SHALL ASSEMBLE BOTH ELECTRONICALLY AND IN-PERSON FOR A MEETING AT UFA HEADQUARTERS LOCATED AT
3380 SOUTH 900 WEST, SALT LAKE CITY, UT 84119

THE PUBLIC MAY ATTEND IN-PERSON OR ELECTRONICALLY VIA ZOOM WEBINAR AT:
<https://zoom.us/j/98255960431?pwd=VW9iWk1KQ0JYTj9lSDIxMS96KzZXZz09>
Password: 123911

1. Call to Order – Chair Fotheringham
2. Public Comment
Please limit comments to three minutes each and be germane to the agenda items or UFA business. The UFA Board typically will not engage directly but may direct staff to address comments following the meeting.
There are three options for comments during this meeting:
 - a. In-Person.
 - b. Live during the Webinar by logging in as described above. If you wish to make a comment, select the “Raise Hand” button at the bottom of the screen. You will then be added to the queue and invited to speak.
 - c. EMAIL: Public comments will be accepted prior to the meeting via email at publiccomment@unifiedfire.org until 7:00 a.m. November 17, 2025. Emailed comments submitted prior to 7:00 a.m. November 17, 2025, will be read or summarized into the record, comments received after the deadline will be forwarded to the UFA Board, but not read into the meeting record or addressed during the meeting.
3. Minutes Approval – Chair Fotheringham
 - a. October 21, 2025
4. Consent Agenda – CFO Hill
 - a. Review of October Disbursements
5. Quarterly Financial Report - CFO Hill
6. Public Hearing to Receive and Consider Comments on Proposed Amendments to the 25/26 Fiscal Year Budget – CFO Hill

7. Consider Resolution 11-2025A, Approving a Budget Amendment to the 25/26 Fiscal Year Budget -CFO Hill
8. Committee Updates
 - a. Benefits & Compensation Committee-(No meeting)
 - *Next meeting will be January 22, 2026, at 9:00 am UFA Board Room*
 - b. Governance Committee (No meeting) – Chair Gettel
 - c. Finance Committee (No meeting) – Chair Henderson
 - *Next meeting will be December 1, 2025, at 1:30 pm UFA Board Room*
9. Administration & Planning Report – AC Russell/FM Watkins
 - a. HB48 Update
10. Operations Report – AC Dern
 - a. Standards of Cover Update
 - b. Staffing Update
11. Fire Chief Report
 - a. Update on Health Insurance Contingent Funding
 - b. Rapid Extraction Module Support (REMS Unit) Update
12. Possible Closed Session

The Board may consider a motion to enter Closed Session. A closed meeting described under Utah Code Section 52-4-205 may be held for specific purposes, including, but not limited to:

- a. discussion of the character, professional competence, or physical or mental health of an individual;
- b. strategy sessions to discuss pending or reasonably imminent litigation;
- c. strategy sessions to discuss the purchase, exchange, or lease of real property;
- d. discussion regarding deployment of security personnel, devices, or systems; and
- e. investigative proceedings regarding allegations of criminal misconduct.

A closed meeting may also be held for attorney-client matters that are privileged pursuant to Utah Code § 78B-1-137, and for other lawful purposes that satisfy the pertinent requirements of the Utah Open and Public Meetings Act.

Upcoming Events

The next UFA Board meeting will be held on **December 9, 2025**, at 7:30 a.m., both electronically and at UFA Headquarters located at 3380 South 900 West, Salt Lake City, UT 84119

THE PUBLIC IS INVITED TO PARTICIPATE IN ALL UFA MEETINGS.

In accordance with the Americans with Disabilities Act, UFA will make reasonable accommodations for participation in the meetings. Please call the clerk at least three working days prior to the meeting at 801-743-7213. Motions relating to any of the foregoing, including final action, may be taken at the meeting. This meeting will also be held electronically to allow members of the UFA Board to participate. This agenda is subject to change with a minimum 24-hour notice.

CERTIFICATE OF POSTING

The undersigned does hereby certify that the above agenda notice was posted on this 15th day of November, 2025, on the UFA bulletin boards, the UFA website www.unifiedfire.org, posted on the Utah State Public Notice website <http://www.utah.gov/pmn/index.html>, and was emailed to at least one newspaper of general circulation within the jurisdiction of the public body.

Micayla Dinkel, UFA Board Clerk



UNIFIED FIRE AUTHORITY BOARD MINUTES

OCTOBER 21, 2025, 7:30 AM

Electronically via Zoom Webinar/UFA Headquarters-3380 South 900 West SLC, UT 84119

- Call to Order

Quorum present

Chair Fotheringham called the meeting to order at 7:31am.

- Public Comment

None

Public comment was available live and with a posted email address.

- Minutes Approval

a. September 16, 2025

Mayor Gettel made a motion to approve the September 16, 2025, minutes as submitted. Mayor Knopp seconded the motion, and all voted in favor; none opposed.

- Consent Agenda

a. Review of September Disbursements

CFO Hill presented the September 2025 disbursements. Total disbursements in the General Fund were approximately \$9.6 million, with additional activity in the other UFA funds. No specific items were highlighted for concern. CFO Hill indicated that September was a standard month and offered to answer any questions; none were raised.

Mayor Gettel made a motion to approve the September disbursements as submitted. Deputy Mayor Kanter seconded the motion, and all voted in favor; none opposed.

- Committee Updates

a. Benefits and Compensation-Chair election will be in January 2025

No meeting was held

b. Governance Committee-Chair Gettel

No meeting was held

c. Finance Committee-Chair Henderson

No meeting was held

- Approval of the FY26-27 Budget Calendar

CFO Hill presented the proposed budget calendar for the FY26–27 budget process. He noted that although the turnaround feels quick, staff will begin budget kickoff meetings within the next six weeks and prepare the budget software system for use in December.

Three Benefits & Compensation Committee meetings will be held (one each in January, February, and March), all scheduled on Thursdays at 9:00 am. Two Finance Committee meetings will be held– one in April for the Fire Chief’s proposed budget presentation and one on May 14 for budget review.

CFO Hill stated that the UFA sub-committee assignments, including chairs and members, are typically reviewed and confirmed in January each year, allowing Board members to join or leave committees at that time.

Council Member Jackson made a motion to approve the FY26-27 Budget Calendar as submitted. Council Member Buroker seconded the motion, all voted in favor; none opposed.

- Consider the Date of November 18, 2025, for a Public Hearing to Receive and Consider Comments on Proposed Amendments to the FY25-26 Budget

CFO Hill requested that the Board set a public hearing date to consider the first round of FY25–26 budget amendments. He explained that UFA typically conducts an initial amendment in November each year to true-up grants and miscellaneous items and to ensure the budget accurately reflects current funding and expenditures.

Mayor Gettel made a motion to set November 18, 2025, as the date for a public hearing to receive and consider public comment on proposed amendments to the 25-26 fiscal year budget. Mayor Overson seconded the motion, and all voted in favor; none opposed.

- Consider Resolution 10-2025A, Approval and Authorization to Enter Conduit Financing and Sublease with Unified Fire Service Area for Lease Purchase Agreement

CFO Hill presented a resolution approving the conduit financing structure and associated sublease with Unified Fire Service Area (UFSA) for equipment acquisition that was previously authorized in the budget. This is the second step in the financing package discussed at the September Board meeting.

The primary lessor is JPMorgan Chase Bank. UFSA serves as the lessee; UFA is the sublessee under the conduit financing structure. The total financing amount is approximately \$22.5 million for the acquisition of apparatus and equipment, consistent with prior Board-approved budget items. The final interest rate is 3.425%, resulting in annual payments slightly over \$3 million. The approved rate is below the 3.59% rate assumed during budget development, reducing anticipated payments by approximately \$115,000 annually.

CFO Hill provided context that UFA uses conduit financing through UFSA because UFA does not levy property tax or exercise eminent domain, and therefore does not meet all the criteria for non-taxable financing. Using UFSA as the conduit allows UFA to secure tax-exempt financing. This is the third time UFA has used this structure; other entities, such as the County or cities, could also serve as a conduit, but UFSA has agreed to fulfill this role for this transaction. Board members commented favorably on the secured interest rate and the financing timing.

Mayor Knopp made a motion to approve Resolution 10-2025A, authorizing UFA to enter into a conduit financing sublease with Unified Fire Service Area for a lease purchase agreement. Council Member Jackson seconded the motion.

Roll Call Vote Taken

Bailey	YES	Jackson	YES
Bourke	-	Kanter	YES
Buroker	YES	Knopp	YES
Butterfield	YES	Overson	YES
Fotheringham	YES	Stewart	-
Gettel	YES	Weichers	-
Harris	YES	Westmoreland	YES
Henderson	YES		
Huish	YES		
Hull	YES		

• Administration and Planning Report-AC Russell

a. Professional Development Update

AC Russell provided the Board with an update on professional development. AC Russell described a structured, intentional approach to building leadership capacity from company officers through executive levels.

Captain's Leadership Academy – A series of four internally taught courses focused on tactical decision-making, communication, and crew leadership. The program blends classroom instruction with scenario-based discussions to strengthen leadership under pressure in both incident and station environments.

Battalion Chief Leadership Academy – A four-course series preparing future battalion chiefs to serve as operational administrators capable of managing crisis and organizational complexity. Emphasis areas include incident command, crisis decision-making, and essential administrative processes.

Task Books – New task books for captain and battalion chief positions that provide measurable benchmarks

and validation of on-the-job leadership competencies, bridging the gap between classroom learning and operational performance.

External Partnerships – Continued participation in programs such as the Centerpoint Leadership Cohort, Mission-Centered Solutions “Point of the Spear” fire line leadership course, and ChamberWest Leadership Institute to support personal leadership growth and exposure to civic leadership.

Internal Engagement – Revamped liaison program and streamlined internal committees, offering employees opportunities to lead projects, represent UFA with municipal partners, and contribute to policy development.

AC Russell explained that historically, promotional processes for captain and battalion chief relied on written testing and assessment centers based primarily on eligibility criteria and certifications. The new academies and task books are now prerequisites for participation in promotional processes, ensuring candidates are better prepared for leadership roles. Board members asked several questions regarding course structure, participant eligibility, and how these programs support firefighters who choose a leadership path. AC Russell emphasized that the professional development plan provides a clear pathway from firefighter to chief-level positions.

b. Wildland Urban Interface (WUI) Adoption Status Update

Fire Marshal Watkins provided an update on House Bill 48. The bill requires WUI code adoption by January 1, 2026, in communities meeting specific structure exposure score (SES) thresholds on the URAP map.

The WUI provisions are based on the 2006 WUI Code, which is derived from sections of the ICC Fire Code already adopted by member communities. Adoption applies to defined WUI boundary maps within each jurisdiction. Several valley-floor communities (e.g., Taylorsville, Riverton, and Midvale) have low or no qualifying SES scores and are expected to be exempt from adoption. Fire Marshal Watkins is reviewing each municipality’s SES scores with the State to confirm exemption status, where appropriate, and has written confirmation for exempt communities. For communities with higher SES scores, adoption processes are actively underway through council meetings.

Board members asked clarifying questions regarding which jurisdictions are exempt and whether all municipalities are on track to meet the January 1, 2026 adoption deadline. Fire Marshal Watkins confirmed that the State Forestry and Fire Division has concurred with exemptions for Taylorsville, Riverton, and Midvale, and that all other communities are on schedule for adoption. He encouraged board members to work through their liaisons with any additional questions.

- Support Services Report-AC Robinson

- a. Search and Rescue Common Operating Platform (SARCOP)

Assistant Chief Robinson introduced Deputy Director Chet Ellis (Emergency Management) to provide an update on the implementation of the Search and Rescue Common Operating Platform (SARCOP).

Deputy Director Ellis explained that SARCOP is a FEMA/Department of Homeland Security-supported suite of applications designed to gather, display, and share real-time incident data, particularly for disasters and urban search and rescue operations. It allows responders to use mobile devices in the field to capture damage and search information, which is transmitted back to administrators who can create maps, dashboards, and visuals to support decision-making and resource allocation.

SARCOP has been used by FEMA Urban Search and Rescue (USAR) teams nationwide since 2016 and is already in use by Utah Task Force One. The State Division of Emergency Management has provided 91 ArcGIS user accounts for the Salt Lake Valley, enabling each fire station and operational battalion chief to utilize the system. SARCOP will improve situational awareness and coordination during disasters such as earthquakes, floods, and other large-scale incidents, and can provide near-real-time information to elected officials through viewer dashboards.

In response to questions, DD Ellis gave examples where SARCOP would have been beneficial, including the Magna earthquake and the 2023 spring runoff flooding. He described how the system complements Crisis Track (used for damage assessment and funding documentation) and noted that Utah Task Force One used SARCOP in prior events. Board members discussed access for municipal officials, who will be able to obtain viewer privileges through UFA liaisons as desired.

- b. Fire Training Facility Feasibility Study

AC Robinson presented the results of the feasibility study for the fire training facility at UFA's training campus in Magna. The purpose of the study was to establish a clear, sustainable plan for future improvements and long-term investment at the site.

In FY22–23, \$2 million was earmarked in the capital replacement plan for upgrades, but the funding was removed due to a lack of a clear plan. In FY24–25, the Board funded a feasibility study to provide a long-term roadmap. The study began in October 2024 and was completed earlier this month. Key project goals included improving use of space, modernizing aging utilities and site systems, enhancing site circulation and safety, upgrading outdoor training areas, and incorporating buffers and landscaping to be good neighbors to new residential development along the west side of the property.

Major plan elements highlighted:

- Continued use of the existing training tower and butler building with modest modifications.

- Construction of a new multi-purpose building providing classrooms, offices, hands-on training areas, locker rooms, fitness space, and apparatus storage to simulate a fire station environment.
- Relocating training props away from the western residential boundary and replacing those edge areas with landscaping and buffering.
- A future outdoor training pavilion serving as a central hub for crews to gather, debrief, and shelter from weather.
- A potential future administrative building area.
- Inclusion on the site plan of a BLM/UFA wildland fire station funded by the Bureau of Land Management, co-located on the campus.

Conceptual floor plans and renderings of the multi-purpose building and the overall site were reviewed with the Board. AC Robinson emphasized that the plan focuses on scalable, sustainable growth.

The Board discussed:

- Additional buffering and fencing along other site edges as nearby residential development continues.
- Potential fee structures for external users (e.g., military and other fire agencies) with an emphasis on protecting the value of UFA membership while recouping some operating costs.
- Early discussions with Salt Lake Community College regarding their new firefighter program, as well as local fire departments interested in sending recruits to UFA's academies, with UFA's own needs remaining the first priority.

• Operations Report-AC Dern

a. Operations Report

UFA has responded to almost 35,000 calls so far this year, 3,300 calls in September. September saw a decline in structure and brush/wildland fires as the season started to change. Review of the five busiest stations, with Station 101 remaining the busiest, followed by Station 109.

b. Low Acuity Unit Update

AC Dern provided a three-month update on the low acuity response unit operating from Station 101 in Millcreek. The unit is a staffed Suburban operating Monday through Thursday on a 40-hour schedule.

- 119 incidents handled to date; on track for about 600 incidents annually.
- Higher-than-average transport rate (approximately 48%) with an ambulance, due to the call types selected for this trial.
- Primary response areas include Millcreek (majority), with additional responses in Holladay and northeast Taylorsville.
- 119 incidents represent calls that did not require a heavy apparatus response, preserving engine and

truck availability for critical incidents.

Board members asked questions regarding geographic coverage, time-of-day coverage, and whether inter-facility transfers are included. Board members also requested additional reporting in future meetings, including:

- Overlay of monthly incident counts with prior-year data on existing graphs.
- Expanded data on transport refusals and documentation practices in light of recent legal developments.

c. Recruit Camp 60 Update

AC Dern reported that Recruit Camp 60 currently has 20 recruits and they have completed week 12 of a 16-week academy, with graduation scheduled for November 13, 2025. Four recruits will remain for an additional five weeks of EMT training; the remainder will report directly to Operations for shift assignments.

Recruits have completed state Hazardous Materials Awareness, Operations, and Apparatus Driver/Operator testing, achieving a rare 100% pass rate on both the written and practical exams. Fire Training will prepare for the next Recruit Camp (Camp 61), anticipated to begin February 2, 2026.

d. Utah Task Force 1 Federal Funding Update

DC Case briefed the Board on the status of Utah Task Force One (UT-TF1) operations during the ongoing federal government shutdown. UT-TF1 is one of 28 FEMA-sponsored federal disaster response teams. Despite the shutdown, current UT-TF1 operations remain funded and staffed, and the team continues to maintain readiness. FEMA branch staff in Washington, D.C. have experienced some furloughs, but essential leadership functions continue. Staff may be recalled as needed for major events.

The FEMA GO grant management system has been impacted by furloughs, resulting in delays in accessing allocated funds. As a result, UT-TF1 is curtailing some discretionary expenditures. The full FY25 grant appropriation for the system was authorized prior to the shutdown, so funding itself is secure; the primary concern is the timing of reimbursements. UT-TF1 uses a reimbursement model through UFA, typically reconciling and billing quarterly.

DC Case also noted that 2025 has been relatively quiet system-wide, with limited flooding activations in New Mexico and Texas. Hurricane season continues through November, and the system remains prepared for potential responses. He reported that a FEMA review council convened in August, with strong support for the USAR system's essential role. He stated he does not anticipate long-term negative impacts from the shutdown.

Fire Chief Report-Chief Burchett

a. HB65 Update

Chief Burchett reviewed the status of House Bill 65, which provides three years of state funding for firefighter and retiree cancer screenings. Approximately 1,000 individuals are anticipated to be served statewide through a new clinic in Salt Lake City operated in partnership with Utah Fire Rescue Academy.

Funding is time-limited to three years; UFA and other stakeholders are exploring the creation of a trust or other mechanisms to support ongoing screenings and to bridge financial gaps between diagnosis and workers' compensation coverage. Legislative discussions with Representative Casey Snyder suggest that local entities will likely need to assume some ongoing financial responsibility. A few UFA employees have already been contacted as part of the early screening group, and thousands are queued statewide based on a risk scoring system that incorporates age and years of service.

The Board discussed the workers' compensation process following diagnosis and potential gaps in coverage. Chief Burchett reiterated that these issues are a central focus of ongoing legislative and policy discussions.

b. Station 103 Groundbreaking

Chief Burchett reported that Herriman City recently held the groundbreaking ceremony for the new Station 103, which will replace the existing 103 facility and be located slightly north and east to better serve the growing community. Herriman has chosen to use the same station design as UFA's Station 251 in Eagle Mountain. Construction is anticipated to take approximately 15 months, with crews moving in around late 2026 or early 2027.

c. 2025 Awards Ceremony Recap

Recognition of Civilian Employee of the Year (Madison – Training, Magna), Firefighter of the Year (Dustin Smith), and Fire Officer of the Year (Keith Bevan, USAR).

Presentation of several Awards of Courage for extraordinary actions on significant incidents, including rescues at structure fires and response to a plane crash in Alta.

A Medal of Gallantry awarded to multiple personnel for their response to the active shooter incident at West Valley WestFest, where crews treated patients while the threat was still active.

Reflections on the culture of humility within the organization, noting that firefighters generally view such actions as "just part of the job," and that the awards represent a small portion of the heroic work performed across approximately 36,000 incidents each year.

The Board was invited to attend future awards and promotion ceremonies, including an upcoming promotion ceremony scheduled for the first Monday of November 3 at the JATC Riverton campus.

d. Station 107 Opening

Chief Burchett reported that Station 107, serving the west side of Kearns, is scheduled to open for full-time staffing around mid-November 2025. Funding for the additional crew at Station 107 and Station 253 in Eagle Mountain was included in the 2025 UFSA-funded budget.

Closed Session/Adjournment

None

BOARD MEMBERS IN ATTENDANCE

Council Member Kathleen Bailey
Council Member Cheri Jackson
Mayor Paul Fotheringham
Council Member Tish Buroker
Mayor Kristie Overson
Mayor Dan Knopp
Mayor Tom Westmoreland

Mayor Dustin Gettel
Council Member Tyler Huish
Council Member Chrystal Butterfield
Council Member Catherine Harris
Council Member Trish Hull
Deputy Mayor Catherine Kanter
Council Member Jared Henderson

BOARD MEMBERS ABSENT

Council Member Sheldon Stewart
Council Member Mike Weichers

Mayor Roger Bourke

STAFF IN ATTENDANCE

Chief Dominic Burchett
CLO Brian Roberts

CFO Tony Hill
Clerk Micayla Dinkel

ATTENDEES

AC Dern
AC Russell
Ben Porter
Courtney Samuel
DC Widdison
Captain Adam Park
Captain Chet Ellis
Captain Barker

AC Robinson
DC Widdison
HR Director Day
DC Greensides
BC Fossum
FM Watkins
DC Case

Firefighter Kelly Bird
OC Kay
DOC Easton
IT Casey Bowden
Rachel Anderson
Firefighter Ben Porter
BC Torgerson

UNIFIED FIRE AUTHORITY
CASH DISBURSEMENTS - GENERAL FUND POOLED CHECKING
OCTOBER 2025

GL Period	Check Date	Ref#	Vendor Name	Invoice#	Check Amount
10/25	10/10/2025	2	PAYROLL TRANS FOR 09/30/25 PAY PERIOD	N/A	\$ 2,088,096.77
10/25	10/31/2025	5	PAYROLL TRANS FOR 10/15/25 PAY PERIOD	N/A	2,053,216.23
10/25	10/8/2025	100825101	SELECTHEALTH	252610175737	707,038.50
10/25	10/9/2025	100925102	UTAH RETIREMENT SYSTEMS	URS101025	654,356.36
10/25	10/22/2025	102225101	UTAH RETIREMENT SYSTEMS	URS102525	650,044.59
10/25	10/9/2025	3	FEDERAL & STATE W/H ACH - 10/10/25 PAYROLL	N/A	576,429.29
10/25	10/23/2025	6	FEDERAL & STATE W/H ACH - 10/25/25 PAYROLL	N/A	569,030.43
10/25	10/17/2025	101725010	L.N. CURTIS & SONS	Multiple	170,837.70
10/25	10/17/2025	101725002	DEPT OF HEALTH & HUMAN SERVICES	26H5000337	168,875.76
10/25	10/6/2025	10062025	WELLS FARGO BUSINESS CARD	Multiple	155,004.82
10/25	10/3/2025	100325019	SEA-WESTERN INC	Multiple	109,169.92
10/25	10/22/2025	102225205	UTAH LOCAL GOVERNMENTS TRUST	Multiple	79,064.87
10/25	10/2/2025	89059	LAERDAL MEDICAL CORPORATION	Multiple	75,627.87
10/25	10/23/2025	89090	FUEL NETWORK	F2603E01002	68,735.98
10/25	10/2/2025	89057	FUEL NETWORK	F2602E01042	61,332.43
10/25	10/3/2025	100325003	GOLD CROSS AMBULANCE	4351	60,072.19
10/25	10/17/2025	101725005	GOLD CROSS AMBULANCE	4397	59,306.58
10/25	10/28/2025	102825201	J.P. MORGAN EQUIPMENT FINANCE	10/28/25	56,994.32
10/25	10/9/2025	100925101	STRATOS WEALTH PARTNERS	VEBA101025	43,499.37
10/25	10/23/2025	102325101	STRATOS WEALTH PARTNERS	VEBA102525	43,370.55
10/25	10/16/2025	89083	ROCKY MTN POWER	Multiple	36,151.91
10/25	10/3/2025	100325009	INTTERRA LLC	1396	34,620.00
10/25	10/24/2025	102425001	APA BENEFITS INC (HRA CLAIMS)	TRUST-000250	33,894.92
10/25	10/16/2025	89082	PEHP GROUP INSURANCE	Multiple	31,666.21
10/25	10/23/2025	89096	UNIFIED FIRE SERVICE AREA	Multiple	31,343.52
10/25	10/30/2025	89106	FIRE CATT LLC	17177	31,097.55
10/25	10/2/2025	89061	UNIVERSITY MEDICAL BILLING	Multiple	30,218.00
10/25	10/24/2025	102425004	COMCAST	Multiple	26,990.06
10/25	10/9/2025	89064	CUSTOM BENEFIT SOLUTIONS, INC.	10102025	24,769.39
10/25	10/23/2025	89098	CUSTOM BENEFIT SOLUTIONS, INC.	10242025	24,747.65
10/25	10/30/2025	89113	UNIVERSITY MEDICAL BILLING	Multiple	20,503.00
10/25	10/16/2025	89071	AFLAC GROUP INSURANCE	09/30/25	19,287.13
10/25	10/14/2025	5	TRANSFER FUNDS FOR PATIENT REFUNDS - SEPTEMBER 2025	N/A	16,324.51
10/25	10/24/2025	102425014	MAYORS FINANCIAL ADMIN	MFA0000899	15,244.00
10/25	10/3/2025	100325011	LARRY H. MILLER FORD	Multiple	12,925.83
10/25	10/24/2025	102425012	LHM CHRYSLER JEEP DODGE RAM	Multiple	12,893.92
10/25	10/2/2025	89053	EAGLE MOUNTAIN CITY	0202839	12,014.83
10/25	10/24/2025	102425002	APPARATUS EQUIPMENT & SERVICE INC	25-IV-9074	11,735.16
10/25	10/9/2025	89066	LOCAL 1696 - IAFF	10102025	11,722.96
10/25	10/23/2025	89100	LOCAL 1696 - IAFF	10242025	11,612.96
10/25	10/16/2025	89074	ENTERPRISE RENT-A-CAR CO OF UT, LLC	Multiple	10,922.08
10/25	10/24/2025	102425008	HENRY SCHEIN INC.	Multiple	10,320.54
10/25	10/24/2025	102425022	STRATEGIC COMMUNICATIONS SOLUTIONS	Multiple	10,075.20
10/25	10/31/2025	103125017	TIRE WORLD	Multiple	9,220.25
10/25	10/15/2025	101525216	UTOPIA FIBER	CIV202510-035628	8,569.44
10/25	10/16/2025	89078	GABRIEL ROEDER SMITH & COMPANY	496212	8,500.00
10/25	10/17/2025	101725019	NAPA AUTO PARTS	9/30/25	7,959.80
10/25	10/17/2025	101725012	LHM CHRYSLER JEEP DODGE RAM	Multiple	7,816.89
10/25	10/24/2025	102425011	LES OLSON COMPANY	Multiple	7,199.10
10/25	10/31/2025	103125007	LHM CHRYSLER JEEP DODGE RAM	Multiple	6,899.48
10/25	10/3/2025	100325004	GPS INSIGHT INC	Multiple	6,682.50

Note 1: This is a pooled cash account - disbursements listed include those for UFA's Wildland Enterprise fund

Note 2: Payroll totals are for all UFA funds, not just General Fund

F:\Board Docs\2025-10 Disbursements\10

UNIFIED FIRE AUTHORITY
CASH DISBURSEMENTS - GENERAL FUND POOLED CHECKING
OCTOBER 2025

GL Period	Check Date	Ref#	Vendor Name	Invoice#	Check Amount
10/25	10/31/2025	103125002	HENRY SCHEIN INC.	Multiple	6,646.10
10/25	10/31/2025	103125018	UKG KRONOS SYSTEMS LLC	Multiple	6,631.32
10/25	10/3/2025	100325025	UNIVERSITY OF UTAH-DEPT EMERG MEDICINE	UFA-2025-09	6,621.00
10/25	10/31/2025	103125019	UNIVERSITY OF UTAH-DEPT EMERG MEDICINE	UFA-2025-10	6,621.00
10/25	10/2/2025	1	RECORD US MERCHANT FEE - SEPTEMBER 2025	N/A	6,411.13
10/25	10/23/2025	89092	K&C CPAS	5436	6,250.00
10/25	10/31/2025	103125012	SALMON MECHANICAL LLC	Multiple	5,628.86
10/25	10/3/2025	100325016	LIFE-ASSIST INC	Multiple	5,453.51
10/25	10/30/2025	89111	PROFESSIONAL SALES & SERVICE LC	34609	5,428.10
10/25	10/3/2025	100325022	TELEFLEX LLC	Multiple	5,400.00
10/25	10/3/2025	100325020	SERVICEMASTER OF SALT LAKE	Multiple	5,234.90
10/25	10/17/2025	101725025	UNIVERSITY OF UTAH-DEPT EMERG MEDICINE	10/3/25	4,690.00
10/25	10/24/2025	102425010	L.N. CURTIS & SONS	Multiple	4,654.89
10/25	10/16/2025	89076	FIDELITY SECURITY LIFE INSURANCE CO	166968867	4,393.05
10/25	10/24/2025	102425007	GRAHAM FIRE APPARATUS SALES SERVICE	Multiple	4,204.98
10/25	10/17/2025	101725023	SYMBOL ARTS LLC	Multiple	3,925.00
10/25	10/8/2025	100825102	SELECTHEALTH	252610178298	3,883.30
10/25	10/3/2025	100325006	HENRY SCHEIN INC.	Multiple	3,672.54
10/25	10/24/2025	102425017	MOTOROLA SOLUTIONS INC	8282219013	3,476.50
10/25	10/3/2025	100325023	TIRE WORLD	Multiple	3,403.95
10/25	10/30/2025	89114	UTAH VALLEY UNIVERSITY	Multiple	3,325.00
10/25	10/3/2025	100325018	SALMON MECHANICAL LLC	Multiple	3,277.39
10/25	10/23/2025	89102	PUBLIC EMPLOYEES LT DISABILITY	10242025	3,201.24
10/25	10/3/2025	100325024	UKG KRONOS SYSTEMS LLC	Multiple	3,197.84
10/25	10/3/2025	100325021	SYMBOL ARTS LLC	0543079	3,183.60
10/25	10/17/2025	101725024	TIRE WORLD	Multiple	3,098.46
10/25	10/17/2025	101725011	LES OLSON COMPANY	MNS56974	3,079.00
10/25	10/24/2025	102425023	WAXIE SANITARY SUPPLY	83551966	3,036.16
10/25	10/16/2025	89080	JERRY SEINER	Multiple	2,995.29
10/25	10/22/2025	102225203	JORDAN VALLEY WATER CONS. DIST	Multiple	2,913.55
10/25	10/16/2025	89081	LAERDAL MEDICAL CORPORATION	2025/2000051190	2,910.16
10/25	10/24/2025	102425013	LIFE-ASSIST INC	Multiple	2,690.52
10/25	10/31/2025	103125014	SERVICEMASTER OF SALT LAKE	139749	2,617.45
10/25	10/16/2025	89073	EAGLE EYE PROMOTIONS	Multiple	2,600.75
10/25	10/24/2025	102425006	GALLAGHER BENEFIT SERVICES, INC	354246	2,500.00
10/25	10/1/2025	100125201	ENBRIDGE GAS	Multiple	2,440.50
10/25	10/15/2025	101525217	WASATCH FRONT WASTE RECYCLE DIST	Multiple	2,376.09
10/25	10/31/2025	103125001	APA BENEFITS INC	Multiple	2,370.20
10/25	10/23/2025	89091	JERRY SEINER	Multiple	2,304.57
10/25	10/22/2025	102225202	EAGLE MOUNTAIN CITY	Multiple	2,285.73
10/25	10/16/2025	89079	INFOARMOR	9/30/25	2,267.11
10/25	10/24/2025	102425003	BLOMQUIST HALE EMPLOYEE ASSISTANCE	OCT25-0541	2,230.00
10/25	10/9/2025	89069	FIREFIGHTERS CREDIT UNION	10102025TV	2,115.00
10/25	10/23/2025	89099	FIREFIGHTERS CREDIT UNION	10242025TV	2,106.00
10/25	10/3/2025	100325010	INVICTUS COUNSELING SUPPORT SERVICE	Multiple	2,025.00
10/25	10/31/2025	103125008	LIFE-ASSIST INC	Multiple	1,939.90
10/25	10/17/2025	101725004	FIRSTWATCH SOLUTIONS INC	FW113347	1,826.34
10/25	10/9/2025	89065	FIREFIGHTERS CREDIT UNION	10102025SF	1,726.00
10/25	10/23/2025	89104	FIREFIGHTERS CREDIT UNION	10242025SF	1,719.00
10/25	10/3/2025	100325012	LES OLSON COMPANY	Multiple	1,678.13
10/25	10/17/2025	101725020	RHINEHART OIL CO LLC	IN-892063-25	1,645.98

Note 1: This is a pooled cash account - disbursements listed include those for UFA's Wildland Enterprise fund

Note 2: Payroll totals are for all UFA funds, not just General Fund

F:\Board Docs\2025-10 Disbursements\10

UNIFIED FIRE AUTHORITY
CASH DISBURSEMENTS - GENERAL FUND POOLED CHECKING
OCTOBER 2025

GL Period	Check Date	Ref#	Vendor Name	Invoice#	Check Amount
10/25	10/23/2025	89094	SKAGGS PUBLIC SAFETY UNIFORM & EQUIP	450_A_292004_1	1,635.00
10/25	10/1/2025	100125203	SALT LAKE CITY PUBLIC UTILITIES	Multiple	1,616.79
10/25	10/29/2025	102925203	SALT LAKE CITY PUBLIC UTILITIES	Multiple	1,607.25
10/25	10/2/2025	89060	SUNCREST COUNSELING P.C.	Multiple	1,595.00
10/25	10/31/2025	103125005	L.N. CURTIS & SONS	Multiple	1,581.75
10/25	10/9/2025	4	GARNISHMENT 10/10/25 PAYROLL	N/A	1,529.14
10/25	10/23/2025	7	GARNISHMENT 10/25/25 PAYROLL	N/A	1,529.14
10/25	10/23/2025	89093	ODP BUSINESS SOLUTIONS LLC	436805564001	1,519.56
10/25	10/14/2025	6	RECORD CLIENT ANALYSIS FEE FOR UFA & UFSA FOR SEPTEMBER	N/A	1,394.23
10/25	10/2/2025	89056	FLEETPRIDE HEAVY DUTY PARTS & SERVICE	Multiple	1,385.57
10/25	10/3/2025	100325026	ZOLL MEDICAL CORPORATION	4329196	1,378.24
10/25	10/17/2025	101725014	MCGEE'S STAMP & TROPHY CO	Multiple	1,359.00
10/25	10/15/2025	101525208	KEARNS IMPROVEMENT DISTRICT	Multiple	1,341.13
10/25	10/15/2025	101525201	ACE RECYCLING & DISPOSAL	Multiple	1,251.27
10/25	10/30/2025	89108	HAVIS INC	SRIN109581	1,227.74
10/25	10/3/2025	100325008	HUSKIEZ LANDSCAPING INC	M17738	1,177.98
10/25	10/2/2025	89063	UTAH COMMUNICATIONS AUTHORITY	INV-5191	1,164.25
10/25	10/17/2025	101725003	FASTEST LABS SALT LAKE	4287	1,148.00
10/25	10/24/2025	102425005	EMS SURVEY TEAM	Multiple	1,123.75
10/25	10/17/2025	101725021	SEA-WESTERN INC	INV47128	1,117.09
10/25	10/16/2025	89077	FIRST RESPONDERS FIRST	UFA-16	1,080.00
10/25	10/2/2025	89058	JAN-PRO OF UTAH	Multiple	1,064.60
10/25	10/23/2025	89095	SUNCREST COUNSELING P.C.	Multiple	1,050.00
10/25	10/22/2025	102225204	SALT LAKE CITY PUBLIC UTILITIES	W-#110 9/25	1,036.79
10/25	10/15/2025	101525215	TAYLORSVILLE-BENNION IMPR DIST	Multiple	1,019.12
10/25	10/24/2025	102425009	INVICTUS COUNSELING SUPPORT SERVICE	Multiple	1,012.50
10/25	10/30/2025	89112	ROB SCHMIDT BODY & PAINT INC.	RSI9997	1,000.00
10/25	10/2/2025	89055	ENTERPRISE RENT-A-CAR CO OF UT, LLC	9L32XD	936.10
10/25	10/15/2025	101525209	MAGNA WATER DISTRICT	Multiple	934.08
10/25	10/30/2025	89109	JAN-PRO OF UTAH	355425	921.00
10/25	10/16/2025	89086	SUNCREST COUNSELING P.C.	Multiple	900.00
10/25	10/30/2025	89107	FLEETPRIDE HEAVY DUTY PARTS & SERVICE	Multiple	848.98
10/25	10/30/2025	89105	EMIGRATION IMPROVEMENT DIST	Multiple	847.24
10/25	10/15/2025	101525203	CITY OF WEST JORDAN	Multiple	809.73
10/25	10/1/2025	100125202	MIDVALE CITY CORPORATION	Multiple	793.40
10/25	10/15/2025	101525205	HERRIMAN CITY	Multiple	786.25
10/25	10/2/2025	89052	EAGLE EYE PROMOTIONS	81865	783.70
10/25	10/16/2025	89085	STONE RIDGE VETERINARY CLINIC	10/7/25	777.26
10/25	10/2/2025	89054	EMIGRATION IMPROVEMENT DIST	W-#119 8/25	754.18
10/25	10/15/2025	101525206	HOLLIDAY WATER COMPANY	W-#104 9/25	739.32
10/25	10/3/2025	100325017	MEANING TO LIVE	Multiple	735.00
10/25	10/31/2025	103125010	RHINEHART OIL CO LLC	IN-899021-25	732.00
10/25	10/29/2025	102925201	MIDVALE CITY CORPORATION	Multiple	728.85
10/25	10/15/2025	101525213	RIVERTON CITY CORPORATION	Multiple	721.29
10/25	10/3/2025	100325002	GENERATION SYSTEMS INC	16484A	618.00
10/25	10/17/2025	101725009	INVICTUS COUNSELING SUPPORT SERVICE	Multiple	607.50
10/25	10/23/2025	89089	FLEETPRIDE HEAVY DUTY PARTS & SERVICE	Multiple	603.00
10/25	10/31/2025	103125011	ROCKCREST TECHNOLOGY SEARCH, INC	Multiple	600.00
10/25	10/3/2025	100325001	APPARATUS EQUIPMENT & SERVICE INC	25-IV-9072	569.00
10/25	10/17/2025	101725022	SNOWBIRD RESORT LLC	2BY5Y7-C93025	509.57
10/25	10/24/2025	102425019	POWERED CONTROL SYSTEMS INC	INV 25-6456	504.00

Note 1: This is a pooled cash account - disbursements listed include those for UFA's Wildland Enterprise fund

Note 2: Payroll totals are for all UFA funds, not just General Fund

F:\Board Docs\2025-10 Disbursements\10

UNIFIED FIRE AUTHORITY
CASH DISBURSEMENTS - GENERAL FUND POOLED CHECKING
OCTOBER 2025

GL Period	Check Date	Ref#	Vendor Name	Invoice#	Check Amount
10/25	10/3/2025	2	RECORD PAYMENTECH FEE - SEPTEMBER 2025	N/A	477.62
10/25	10/23/2025	89088	EAGLE EYE PROMOTIONS	82031	461.54
10/25	10/29/2025	102925202	PITNEY BOWES GLOBAL	3321239847	436.47
10/25	10/17/2025	101725001	BESTSHRED LLC	Multiple	410.20
10/25	10/31/2025	103125004	INVICTUS COUNSELING SUPPORT SERVICE	Multiple	405.00
10/25	10/31/2025	103125013	SEA-WESTERN INC	INV46197	394.90
10/25	10/2/2025	89062	UTAH BROADBAND	169954	390.00
10/25	10/15/2025	101525214	SALT LAKE CITY PUBLIC UTILITIES	Multiple	380.46
10/25	10/15/2025	101525210	MIDVALE CITY CORPORATION	Multiple	364.06
10/25	10/31/2025	103125003	HONEY BUCKET	0555172518	345.00
10/25	10/24/2025	102425021	SALMON MECHANICAL LLC	011535	343.75
10/25	10/7/2025	4	RECORD XPRESS BILL PAY FEE FOR UFA & UFSA SEPTEMBER 2025	N/A	319.18
10/25	10/3/2025	100325007	HONEY BUCKET	Multiple	305.00
10/25	10/24/2025	102425020	ROCKCREST TECHNOLOGY SEARCH, INC	43089	300.00
10/25	10/30/2025	89110	Kevin Clarke	00001	300.00
10/25	10/31/2025	103125006	LARRY H. MILLER FORD	Multiple	295.00
10/25	10/17/2025	101725018	MOUNTAIN ALARM	6612204	279.24
10/25	10/24/2025	102425018	MOUNTAIN ALARM	7048657	279.24
10/25	10/15/2025	101525207	JORDAN BASIN IMPROVEMENT DISTRICT	Multiple	255.98
10/25	10/17/2025	101725007	HENRY SCHEIN INC.	Multiple	227.90
10/25	10/15/2025	101525212	MT. OLYMPUS IMPROVEMENT DISTRICT	S-#106 11/25	216.00
10/25	10/17/2025	101725006	GOLD CUP SERVICES	Multiple	211.62
10/25	10/15/2025	101525202	AIRGAS USA, LLC	Multiple	210.00
10/25	10/23/2025	89097	UTAH BROADBAND	176676	199.00
10/25	10/17/2025	101725008	HIRERIGHT LLC	G4207045	195.10
10/25	10/9/2025	89068	SALT LAKE VALLEY LAW ENFORCE ASSOC	10102025	190.00
10/25	10/23/2025	89103	SALT LAKE VALLEY LAW ENFORCE ASSOC	10242025	190.00
10/25	10/31/2025	103125009	MCGEE'S STAMP & TROPHY CO	INV162946	160.00
10/25	10/6/2025	3	RECORD AMERICAN EXPRESS FEE SEPTEMBER 2025	N/A	152.90
10/25	10/17/2025	101725017	MOPA LLC	25-9142	150.00
10/25	10/17/2025	101725026	WATER SPECIALTIES INC	482212	145.86
10/25	10/15/2025	101525204	COTTONWOOD IMPROVEMENT DISTRICT	S-#116 12/25	144.00
10/25	10/17/2025	101725015	MEANING TO LIVE	1760060525	140.00
10/25	10/24/2025	102425015	MEANING TO LIVE	1760092625	140.00
10/25	10/16/2025	89084	SALT LAKE COUNTY SERVICE AREA #3	W/S-#113 9/25	125.00
10/25	10/31/2025	103125015	SPEED'S POWER EQUIPMENT	136517	124.04
10/25	10/16/2025	89072	COPPERTON IMPROVEMENT DISTRICT	W-#115 9/25	121.00
10/25	10/17/2025	101725016	MONARCH FAMILY COUNSELING	156045	110.00
10/25	10/24/2025	102425016	MONARCH FAMILY COUNSELING	155347	110.00
10/25	10/22/2025	102225201	CITY OF SOUTH SALT LAKE	W-ECC(F) 9/25	96.14
10/25	10/16/2025	89087	UTAH CORRECTIONAL INDUSTRIES	RE267E000741	94.49
10/25	10/20/2025	7	RECORD INTELLIPAY FEE FOR SEPTEMBER 2025	N/A	90.40
10/25	10/3/2025	100325013	LGG INDUSTRIAL INC	WV350754	77.50
10/25	10/3/2025	100325014	LHM CHRYSLER JEEP DODGE RAM	415921	48.13
10/25	10/15/2025	101525211	MIDVALLEY IMPROVEMENT DISTRICT	S-#126 12/25	46.31
10/25	10/3/2025	100325015	LHM CHRYSLER JEEP DODGE RAM SANDY	415411	41.75
10/25	10/3/2025	100325005	GRAHAM FIRE APPARATUS SALES SERVICE	Multiple	39.39
10/25	10/9/2025	89067	MOUNTAIN AMERICA CREDIT UNION	10102025	24.00
10/25	10/17/2025	101725013	LIFE-ASSIST INC	1642232	24.00
10/25	10/23/2025	89101	MOUNTAIN AMERICA CREDIT UNION	10242025	24.00
10/25	10/1/2025	1	GARNISHMENT REFUND 09/25/25 PAYROLL	10-22275	23.81

Note 1: This is a pooled cash account - disbursements listed include those for UFA's Wildland Enterprise fund

Note 2: Payroll totals are for all UFA funds, not just General Fund

F:\Board Docs\2025-10 Disbursements\10

UNIFIED FIRE AUTHORITY
CASH DISBURSEMENTS - GENERAL FUND POOLED CHECKING
OCTOBER 2025

<u>GL Period</u>	<u>Check Date</u>	<u>Ref#</u>	<u>Vendor Name</u>	<u>Invoice#</u>	<u>Check Amount</u>
10/25	10/16/2025	89075	FIDELITY SECURITY LIFE INSURANCE CO	Multiple	1.83
					<u>\$ 9,237,686.56</u>

Note 1: This is a pooled cash account - disbursements listed include those for UFA's Wildland Enterprise fund

Note 2: Payroll totals are for all UFA funds, not just General Fund

F:\Board Docs\2025-10 Disbursements\10

UNIFIED FIRE AUTHORITY
CASH DISBURSEMENTS - EMERGENCY MANAGEMENT CHECKING
OCTOBER 2025

<u>GL Period</u>	<u>Check Date</u>	<u>Ref#</u>	<u>Vendor Name</u>	<u>Invoice#</u>	<u>Check Amount</u>
10/25	10/28/2025	3	FUNDS TRANSFER FROM EM TO FIRE - 10/24/25 PAYROLL	N/A	\$ 72,347.35
10/25	10/15/2025	2	FUNDS TRANSFER FROM EM TO FIRE - 10/10/25 PAYROLL	N/A	72,311.32
10/25	10/3/2025	100325028	INTTERRA LLC	1396	34,620.00
10/25	10/2/2025	1	PTIF TRANSFER FROM EM WF TO FIRE WF - SEPTEMBER 2025 PCARDS	N/A	14,279.10
10/25	10/16/2025	8174	ROCKY MTN POWER	E-ECC(EM) 9/25	6,118.11
10/25	10/3/2025	100325030	SERVICEMASTER OF SALT LAKE	Multiple	4,283.10
10/25	10/31/2025	103125020	SERVICEMASTER OF SALT LAKE	139749	2,141.55
10/25	10/22/2025	102225207	JORDAN VALLEY WATER CONS. DIST	Multiple	2,129.05
10/25	10/23/2025	8175	FUEL NETWORK	F2603E01002	1,482.99
10/25	10/3/2025	100325029	LES OLSON COMPANY	EA1599000	1,206.43
10/25	10/2/2025	8171	FUEL NETWORK	F2602E01042	1,073.37
10/25	10/3/2025	100325027	HUSKIEZ LANDSCAPING INC	M17738	963.81
10/25	10/1/2025	100125204	ENBRIDGE GAS	G-ECC(EM) 9/25	566.85
10/25	10/16/2025	8172	CULLIGAN QUENCH	Multiple	537.00
10/25	10/24/2025	102425024	LES OLSON COMPANY	Multiple	480.00
10/25	10/17/2025	101725029	LES OLSON COMPANY	MNS56974	240.00
10/25	10/17/2025	101725027	BESTSHRED LLC	Multiple	216.00
10/25	10/17/2025	101725028	GOLD CUP SERVICES	Multiple	173.15
10/25	10/2/2025	8170	CULLIGAN QUENCH	INV09630978	121.29
10/25	10/15/2025	101525218	WASATCH FRONT WASTE RECYCLE DIST	SAN-ECC(EM) 9/25	80.55
10/25	10/22/2025	102225206	CITY OF SOUTH SALT LAKE	W-ECC(EM) 9/25	78.66
10/25	10/16/2025	8173	EAGLE EYE PROMOTIONS	82026	23.04
					<u>\$ 215,472.72</u>

UNIFIED FIRE AUTHORITY
CASH DISBURSEMENTS - FIRE CAPITAL REPLACEMENT FUND
OCTOBER 2025

<u>GL Period</u>	<u>Check Date</u>	<u>Ref#</u>	<u>Vendor Name</u>	<u>Invoice#</u>	<u>Check Amount</u>
10/25	10/28/2025	102825201	J.P. MORGAN EQUIPMENT FINANCE	10/28/25	\$ 3,017,242.84
10/25	10/5/2025	100525201	BANC OF AMERICA PUBLIC CAPITAL CORP	R48440	1,583,543.66
10/25	10/25/2025	102225208	J.P. MORGAN EQUIPMENT FINANCE	4474	1,211,483.91
10/25	10/31/2025	103125016	STRATEGIC COMMUNICATIONS SOLUTIONS	25SCS-2323	12,158.88
					<u>\$ 5,824,429.29</u>

Note 1: Bank of America escrow funds funded in October 2021; disbursements began 11/2021 and completed 01/2024

Note 2: JP Morgan escrow funds funded October 2022; disbursements began 12/2022

F:\Board Docs\2025-10 Disbursements\55

September Pcard Charges Paid in October		Fund				Grand
Account Title	10-Fire	20-Wildland	40-EM	#N/A	Total	
ART & PHOTO SERVICES	\$ (22)				\$ (22)	
AWARDS & BANQUET		\$ 302			\$ 302	
BOOKS & PUBLICATIONS	\$ 85				\$ 85	
CLOTHING PROVISIONS	\$ 62	\$ (78)			\$ (16)	
COMMUNICATION EQUIP. NONCAP	\$ 1,592				\$ 1,592	
COMPUTER COMPONENTS <5000	\$ 2,721				\$ 2,721	
COMPUTER LINES	\$ 1,597	\$ 165			\$ 1,762	
COMPUTER SOFTWARE SUBSCRIPTION	\$ 1,061	\$ (129)	\$ 46		\$ 979	
CONTRACT HAULING	\$ 900				\$ 900	
DINING & KITCHEN SUPPLIES	\$ 589				\$ 589	
EDUCATION, TRAINING & CERT	\$ 11,453		\$ 1,869		\$ 13,322	
EDUCATION, TRAINING & CERT	\$ 153				\$ 153	
EMPLOYEE REIMBURSEMENT TO UFA	\$ -				\$ -	
FOOD PROVISIONS	\$ 3,908		\$ 1,721		\$ 5,630	
GASOLINE, DIESEL, OIL & GREASE	\$ 127	\$ 477			\$ 604	
GRANT EXPENDITURES	\$ 340		\$ 89		\$ 429	
HOSTING SERVICES	\$ 225				\$ 225	
JANITORIAL SUPP. & SERV.	\$ 978	\$ 21			\$ 999	
MAINTENANCE OF BLDGS & GROUNDS	\$ 3,364				\$ 3,364	
MAINTENANCE OF MACH & EQUIP	\$ 1,086				\$ 1,086	
MAINTENANCE OF SOFTWARE	\$ 3,303				\$ 3,303	
MEDICAL SUPPLIES	\$ 2,474				\$ 2,474	
MEMBERSHIPS & SUBSCRIPTIONS	\$ 1,258		\$ 372		\$ 1,630	
MISC FIRE REIMBURSEMENTS DUE		\$ (13)			\$ (13)	
MISCELLANEOUS RENTAL	\$ 748				\$ 748	
OFFICE SUPPLIES	\$ 1,744	\$ 35			\$ 1,779	
PHOTO EQUIPMENT	\$ 485				\$ 485	
POSTAGE	\$ 182	\$ 56			\$ 237	
PRINTING CHARGES	\$ 260				\$ 260	
PROFESSIONAL FEES	\$ 2,557	\$ 320	\$ 3,500		\$ 6,377	
REIMBURSEMENTS TO UFA	\$ 2,241				\$ 2,241	
SMALL EQUIP NONCAP	\$ 10,635	\$ 145	\$ 944		\$ 11,724	
SUBSCRIPTIONS & MEMBERSHIPS	\$ 1,500				\$ 1,500	
TELEPHONE	\$ 1,727	\$ 280			\$ 2,006	
TELEPHONE- CELLULAR	\$ 13,433		\$ 887		\$ 14,320	
TRAINING SUPPLIES	\$ 1,236				\$ 1,236	
TRAVEL & TRANSPORTATION	\$ 18,388	\$ 41,660	\$ 2,308		\$ 62,356	
VEHICLE MAINTENANCE	\$ 6,678	\$ 962			\$ 7,640	
#REF!						
Grand Total	\$ 99,067	\$ 44,202	\$ 11,736		\$ 155,005	

**UNIFIED FIRE AUTHORITY
REVENUES AND EXPENDITURES - GENERAL FUND
AS OF SEPTEMBER 30, 2025**

FIRE REVENUES	Total	Budget	Unearned	% of Budget
Cottonwood Heights	\$ 1,221,310	\$ 4,885,239	\$ 3,663,929	25.0
Unified Fire Service Area	14,392,467	57,569,870	43,177,403	25.0
Herriman	1,421,288	5,685,150	4,263,863	25.0
Holladay	800,026	3,200,105	2,400,079	25.0
Riverton	1,630,498	6,521,992	4,891,494	25.0
MIDA contract	-	60,949	60,949	0.0
MEMBER FEES & SERVICE CONTRACTS	<u>19,465,589</u>	<u>77,923,305</u>	<u>58,457,716</u>	25.0
Ambulance service fees	2,248,679	13,600,000	11,351,321	16.5
Collections revenues	105,054	350,000	244,946	30.0
AMBULANCE OPERATIONS	<u>2,353,733</u>	<u>13,950,000</u>	<u>11,596,267</u>	16.9
SL County canyon recreation area contribution	1,251,660	2,503,320	1,251,660	50.0
Fire and medical report fees	1,160	6,000	4,840	19.3
Hazmat & tank permit fees	92,035	340,000	247,965	27.1
Firewatch	6,800	9,000	2,200	75.6
Fireworks permit fees	920	6,000	5,080	15.3
CPR class fees	785	8,000	7,215	9.8
EMT school fees	36,240	43,500	7,260	83.3
Event billings - Information Outreach	8,080	6,000	(2,080)	134.7
Event billings - Special Enforcement	-	5,000	5,000	0.0
OTHER FEES	<u>1,397,680</u>	<u>2,926,820</u>	<u>1,529,140</u>	47.8
UFSA management fees	-	403,014	403,014	0.0
Miscellaneous intergovernmental	19,845	150,268	130,423	13.2
Municipal EM planner reimbursement	92,505	188,816	96,311	49.0
INTERGOVERNMENTAL REVENUES	<u>112,349</u>	<u>742,098</u>	<u>629,749</u>	15.1
State grants	311	51,000	50,689	0.6
Federal grants	-	10,000	10,000	0.0
EMS per capita grant	-	8,850	8,850	0.0
GRANTS AND DONATIONS	<u>311</u>	<u>69,850</u>	<u>69,539</u>	0.4
Interest income	295,854	830,000	534,146	35.6
Sale of materials	90	37,625	37,535	0.2
Rental income	63,724	94,896	31,172	67.2
Equipment rental income	-	-	-	0.0
USAR reimbursements	6,130	956,709	950,579	0.6
USAR reimbursements - deployments	416,675	-	(416,675)	0.0
Insurance reimbursements	2,601	-	(2,601)	0.0
Miscellaneous revenues	15,564	44,700	29,136	34.8
MISCELLANEOUS INCOME	<u>800,638</u>	<u>1,963,930</u>	<u>1,163,292</u>	40.8
Transfer from Emergency Services fund	-	157,736	157,736	0.0
Appropriation of fund balance	-	2,761,848	2,761,848	0.0
OTHER FINANCING SOURCES	<u>-</u>	<u>2,919,584</u>	<u>2,919,584</u>	0.0
TOTAL FIRE REVENUES	<u>\$ 24,130,301</u>	<u>\$ 100,495,587</u>	<u>\$ 76,365,286</u>	24.0

UNIFIED FIRE AUTHORITY
REVENUES AND EXPENDITURES - GENERAL FUND
AS OF SEPTEMBER 30, 2025

FIRE EXPENDITURES	Actual	Encumbrance	Total	Budget	Unexpended	% of Budget
Salaries & wages	12,925,268	-	12,925,268	54,417,575	41,492,307	23.8
Overtime	1,605,977	-	1,605,977	5,064,707	3,458,730	31.7
Benefits	5,414,688	879	5,415,567	21,199,927	15,784,360	25.5
SALARIES & BENEFITS	\$ 19,945,933	\$ 879	\$ 19,946,812	\$ 80,682,209	\$ 60,735,397	24.7
Art & photo services	450	-	450	1,000	550	45.0
Awards & banquet	683	5,000	5,683	52,000	46,317	10.9
Bank fees	4,596	-	4,596	18,600	14,004	24.7
Community outreach	2,000	-	2,000	2,500	500	80.0
Honor guard & pipe band	-	-	-	9,000	9,000	0.0
Identification supplies	(40)	17,000	16,960	30,825	13,865	55.0
Office supplies	13,528	-	13,528	24,300	10,772	55.7
Postage	332	-	332	8,150	7,818	4.1
Printing charges	4,302	94	4,396	41,100	36,704	10.7
Subscriptions & memberships	6,800	1,375	8,175	39,905	31,730	20.5
GENERAL & ADMINISTRATIVE	\$ 32,651	\$ 23,469	\$ 56,120	\$ 227,380	\$ 171,260	24.7
Bedding & linen	154	-	154	8,000	7,846	1.9
Books, publications & subscriptions	14,314	-	14,314	50,506	36,192	28.3
Clothing provisions	80,804	336,361	417,165	874,594	457,429	47.7
Dining & kitchen supplies	2,459	-	2,459	7,500	5,041	32.8
Emergency activations & non-USAR deployments	-	-	-	-	-	0.0
Food provisions	15,261	1,074	16,335	56,070	39,735	29.1
Gasoline, diesel, oil & grease	57,092	513,519	570,611	613,000	42,389	93.1
Janitorial supplies and service	20,282	46,882	67,164	111,500	44,336	60.2
Medical supplies	116,215	229,693	345,908	628,000	282,092	55.1
Physical exams	31,368	218,953	250,321	262,480	12,159	95.4
Training supplies	2,325	1,000	3,325	49,500	46,175	6.7
Canine expenses	1,030	2,500	3,530	5,000	1,470	70.6
Expenses to be reimbursed by related organization(s)	34,712	10,691	45,403	52,200	6,797	87.0
OPERATING COSTS	\$ 376,016	\$ 1,360,673	\$ 1,736,689	\$ 2,718,350	\$ 981,661	63.9
Liability insurance & claims	744,376	8,308	752,684	820,000	67,316	91.8
Ambulance - State Medicaid assessment	-	685,000	685,000	685,000	-	100.0
Dispatch service contract	587,132	703,604	1,290,736	1,285,296	(5,440)	100.4
CONTRACTUAL COSTS	\$ 1,331,508	\$ 1,396,912	\$ 2,728,420	\$ 2,790,296	\$ 61,876	97.8
Auditor	-	12,500	12,500	12,500	-	100.0
Contract hauling	900	-	900	1,000	100	90.0
Intergovernmental expenditures	-	-	-	5,400	5,400	0.0
Professional fees	86,542	390,631	477,173	740,373	263,200	64.5
Ambulance service fees	45,057	436,958	482,015	550,000	67,985	87.6
PROFESSIONAL SERVICES	\$ 132,499	\$ 840,089	\$ 972,588	\$ 1,309,273	\$ 336,685	74.3
						% of
GRANT PURCHASES	\$ 2,464	\$ 10,851	\$ 13,315	\$ 18,850	\$ 5,535	70.6
Miscellaneous rental	16,713	8,683	25,396	35,830	10,434	70.9
Rent of buildings	45,732	137,196	182,928	182,688	(240)	100.1
RENT	\$ 62,445	\$ 145,879	\$ 208,324	\$ 218,518	\$ 10,194	95.3
Maintenance of machinery & equipment	10,973	76,518	87,491	187,600	100,109	46.6
Maintenance of buildings & grounds	39,362	23,819	63,181	271,520	208,339	23.3
Maintenance of office equipment	1,487	-	1,487	17,500	16,013	8.5
Software maintenance	36,965	11,674	48,639	77,461	28,822	62.8
Vehicle maintenance	123,207	402,971	526,178	939,200	413,022	56.0
Vehicle repairs - accident related	-	-	-	30,000	30,000	0.0
REPAIR & MAINTENANCE	\$ 211,994	\$ 514,982	\$ 726,976	\$ 1,523,281	\$ 796,305	47.7

Note: Balances include payroll through 10/10/25 and pcards through 9/30/25.

UNIFIED FIRE AUTHORITY
REVENUES AND EXPENDITURES - GENERAL FUND
AS OF SEPTEMBER 30, 2025

	Actual	Encumbrance	Total	Budget	Unexpended	% of Budget
FIRE EXPENDITURES (Continued)						
Communications equipment	(278)	21,961	21,683	97,500	75,817	22.2
Computer equipment	38,151	1,520	39,671	115,000	75,329	34.5
Computer software & software subscriptions	724,450	108,961	833,411	1,320,024	486,613	63.1
Small equipment noncapital	59,909	129,918	189,827	573,420	383,593	33.1
Small equipment - photography	485	-	485	525	40	92.4
Small equipment - apparatus outfitting	-	-	-	150,000	150,000	0.0
Training props	-	-	-	-	-	0.0
Visual & audio aids	-	-	-	3,000	3,000	0.0
SOFTWARE & EQUIPMENT	<u>\$ 822,717</u>	<u>\$ 262,360</u>	<u>\$ 1,085,077</u>	<u>\$ 2,259,469</u>	<u>\$ 1,174,392</u>	<u>48.0</u>
Education, training & certifications	133,911	118,730	252,641	365,876	113,235	69.1
Travel & transportation	31,292	8,300	39,592	150,000	110,408	26.4
Mileage reimbursement	177	-	177	2,000	1,823	8.9
TRAINING & TRAVEL	<u>\$ 165,380</u>	<u>\$ 127,030</u>	<u>\$ 292,410</u>	<u>\$ 517,876</u>	<u>\$ 225,466</u>	<u>56.5</u>
Computer lines	64,239	31,560	95,799	335,000	239,201	28.6
Heat & fuel	6,191	-	6,191	225,550	219,359	2.7
Light & power	76,805	-	76,805	346,620	269,815	22.2
Sanitation	7,750	-	7,750	34,000	26,250	22.8
Telephone	4,478	-	4,478	63,750	59,272	7.0
Telephone - cellular	26,613	-	26,613	209,100	182,487	12.7
Water & sewer	42,949	-	42,949	121,000	78,051	35.5
UTILITIES	<u>\$ 229,025</u>	<u>\$ 31,560</u>	<u>\$ 260,585</u>	<u>\$ 1,335,020</u>	<u>\$ 1,074,435</u>	<u>19.5</u>
Capital outlay	-	7,201	7,201	288,638	281,437	2.5
Principal payment on related party note payable	23,819	-	23,819	145,319	121,500	16.4
Interest expense	7,525	-	7,525	42,742	35,217	17.6
CAPITAL OUTLAY & LONG-TERM DEBT	<u>\$ 31,344</u>	<u>\$ 7,201</u>	<u>\$ 38,545</u>	<u>\$ 476,699</u>	<u>\$ 438,154</u>	<u>8.1</u>
TRANSFER TO FIRE CAPITAL REPLACEMENT FUND	1,583,544	-	1,583,544	5,933,366	4,349,822	26.7
TRANSFER TO EM VEHICLE REPLACEMENT FUND	-	-	-	-	-	0.0
TRANSFER TO WILDLAND	-	-	-	485,000	485,000	0.0
FUND TRANSFERS & CONTRIBUTIONS	<u>\$ 1,583,544</u>	<u>\$ -</u>	<u>\$ 1,583,544</u>	<u>\$ 6,418,366</u>	<u>\$ 4,834,822</u>	<u>0.0</u>
TOTAL FIRE EXPENDITURES	<u>\$ 24,927,520</u>	<u>\$ 4,721,885</u>	<u>\$ 29,649,405</u>	<u>\$ 100,495,587</u>	<u>\$ 70,846,182</u>	<u>29.5</u>
REVENUES OVER/(UNDER) EXPENDITURES	<u>\$ (797,219)</u>		<u>\$ (5,519,104)</u>	<u>\$ -</u>		

**UNIFIED FIRE AUTHORITY
REVENUES AND EXPENDITURES - WILDLAND ENTERPRISE FUND
AS OF SEPTEMBER 30, 2025**

WILDLAND REVENUES		Total	Budget	Unearned	% of Budget
Wildland reimbursements - Hand crew		1,963,717	2,175,833	212,116	90.3
Wildland reimbursements - Engine 302		115,359	250,000	134,641	46.1
Wildland reimbursements - Engine 301		41,655	250,000	208,345	16.7
Wildland reimbursements - Single resource		596,595	600,000	3,405	99.4
Wildland reimbursements - Fuels crew		-	42,000	42,000	0.0
Wildland reimbursements - Camp Williams		229,253	45,000	(184,253)	509.5
Camp Williams contract		166,797	733,690	566,893	22.7
State grants		-	-	-	0.0
Federal grants		(43,922)	25,000	68,922	-175.7
Transfer from General Fund		-	485,000	485,000	0.0
Sale of materials		2,320	-	(2,320)	0.0
Appropriation of net assets		-	225,578	225,578	0.0
Interest (net of service charges)		-	-	-	0.0
Proceeds from long-ter debt		-	450,000	450,000	0.0
Disposal of Capital Assets		-	-	-	0.0
TOTAL WILDLAND REVENUES		\$ 3,071,774	\$ 5,282,101	\$ 2,210,327	58.2

WILDLAND EXPENSES	Actual	Encumbrance	Total	Budget	Unexpended	% of Budget
Salaries & benefits	2,635,585	-	2,635,585	3,981,817	1,346,232	66.2
Awards	302	-	302	7,940	7,638	3.8
Books, publications & subscriptions	-	-	-	400	400	0.0
Capital outlay	(291,812)	291,812	-	601,700	601,700	0.0
Clothing provisions	880	141	1,021	23,000	21,979	4.4
Communication equipment	-	-	-	68,000	68,000	0.0
Capital lease payments	-	-	-	50,000	50,000	0.0
Computer equipment	-	-	-	2,300	2,300	0.0
Computer lines	2,074	-	2,074	7,532	5,458	27.5
Computer software	1,405	-	1,405	7,000	5,595	20.1
Education, training & certifications	-	-	-	2,000	2,000	0.0
Food provisions	229	-	229	1,500	1,271	15.3
Gasoline, diesel, oil & grease	11,972	44,192	56,164	66,000	9,836	85.1
Heat & fuel	57	-	57	2,200	2,143	2.6
Light & power	555	-	555	2,300	1,745	24.1
Maintenance of machinery & equipment	203	-	203	4,000	3,797	5.1
Maintenance of buildings	159	-	159	300	141	53.0
Maintenance of office equipment	18	-	18	750	732	2.4
Medical supplies	-	700	700	2,400	1,700	29.2
Miscellaneous rental	15,237	33,939	49,176	69,500	20,324	70.8
Miscellaneous reimbursements due	70	-	70	-	(70)	0.0
Office supplies	35	-	35	1,300	1,265	2.7
Professional fees	320	-	320	1,500	1,180	21.3
Postage	56	-	56	200	144	28.0
Physical exams	-	-	-	2,350	2,350	0.0
Sanitation	72	-	72	400	328	18.0
Small equipment	2,739	-	2,739	42,000	39,261	6.5
Telephone services	589	-	589	6,000	5,411	9.8
Travel & transportation	179,319	-	179,319	260,000	80,681	69.0
Vehicle maintenance	34,225	47,895	82,120	59,500	(22,620)	138.0
Water & sewer	139	-	139	950	811	14.6
Contribution to Fund Balance	-	-	-	7,262	7,262	0.0
TOTAL WILDLAND EXPENSES	\$ 2,594,449	\$ 418,679	\$ 3,013,128	\$ 5,282,101	\$ 2,268,973	57.0

REVENUES OVER/(UNDER) EXPENDITURES	\$ 477,325	\$ 58,646	\$ -
------------------------------------	------------	-----------	------

Note: Balances include payroll through 10/10/25 and pcards through 9/30/25.

UNIFIED FIRE AUTHORITY
REVENUES AND EXPENDITURES - EMERGENCY MANAGEMENT SPECIAL REVENUE FUND
AS OF SEPTEMBER 30, 2025

EMERGENCY MANAGEMENT (EM) REVENUES	Actual	Budget	Unearned	% of Budget
SL County emergency fees	\$ 1,342,692	\$ 2,621,383	\$ 1,278,691	51.2
Federal grants	54,558	501,000	446,442	10.9
Miscellaneous intergovernmental	-	10,947	10,947	0.0
Appropriated fund balance	-	64,000	64,000	0.0
Interest income	17,064	48,000	30,936	35.6
Miscellaneous revenue	198	720	522	27.6
TOTAL EM REVENUES	\$ 1,414,512	\$ 3,246,050	\$ 1,831,538	43.6

EMERGENCY MANAGEMENT EXPENDITURES	Actual	Encumbrance	Total	Budget	Unexpended	% of Budget
Salaries & benefits	\$ 441,532	\$ -	\$ 441,532	\$ 1,849,901	\$ 1,408,369	23.9
Capital outlay	-	-	-	87,231	87,231	0.0
Clothing provisions	-	350	350	1,500	1,150	23.3
Communication equipment	-	-	-	7,500	7,500	0.0
Community outreach	1,442	-	1,442	14,500	13,058	9.9
Computer equipment	1,365	-	1,365	6,000	4,635	22.8
Computer software & software subscriptions	77,417	-	77,417	159,948	82,531	48.4
Education, training & certifications	3,869	-	3,869	5,689	1,820	68.0
Emergency activations	-	-	-	7,000	7,000	0.0
Maintenance of building & grounds	(726)	21,400	20,674	55,600	34,926	37.2
Maintenance of machinery & equipment	28,489	1,607	30,096	37,000	6,904	81.3
Maintenance of office equipment	336	2,474	2,810	4,400	1,590	63.9
Food provisions	2,151	879	3,030	10,925	7,895	27.7
Gasoline, diesel, gas & grease	743	8,257	9,000	9,000	-	100.0
Grant purchases	70,559	10,000	80,559	401,000	320,441	20.1
Identification supplies	-	-	-	500	500	0.0
Intergovernmental disbursement	-	-	-	-	-	0.0
Janitorial supplies and service	2,353	25,846	28,199	28,800	601	97.9
Miscellaneous rental	2,717	12,136	14,853	27,605	12,752	53.8
Office supplies	475	-	475	3,000	2,525	15.8
Professional fees	4,171	3,125	7,296	156,000	148,704	4.7
Printing charges	-	-	-	-	-	0.0
Small equipment	1,402	-	1,402	14,000	12,598	10.0
Software maintenance	322	-	322	4,800	4,478	6.7
Subscriptions & memberships	822	-	822	6,765	5,943	12.2
Telephone service	(23)	-	(23)	5,500	5,523	-0.4
Telephone - cellular	2,500	-	2,500	35,500	33,000	7.0
Travel & transportation	8,683	-	8,683	28,000	19,317	31.0
Utilities	24,764	11,750	36,514	114,000	77,486	32.0
Vehicle maintenance	2,257	3,066	5,323	6,650	1,327	80.0
Transfer to General fund	-	-	-	157,736	157,736	0.0
Transfer to EOC Vehicle Replacement fund	-	-	-	-	-	0.0
TOTAL EM EXPENDITURES	\$ 677,620	\$ 100,890	\$ 778,510	\$ 3,246,050	\$ 2,467,540	24.0
REVENUES OVER/(UNDER) EXPENDITURES	\$ 736,892		\$ 636,002	\$ -		

**UNIFIED FIRE AUTHORITY
REVENUES AND EXPENDITURES - CAPITAL REPLACEMENT FUNDS
AS OF SEPTEMBER 30, 2025**

FIRE CAPITAL REPLACEMENT				
REVENUES	Total	Budget	Unearned	% of Budget
Transfer from General fund	\$ 1,583,544	\$ 5,933,366	\$ 4,349,822	26.7
Interest income	-	50,000	50,000	0.0
Federal grants	-	-	-	0.0
Miscellaneous intergovernmental	-	-	-	0.0
Sale of capital assets	-	200,000	200,000	0.0
Loan Proceeds	-	22,059,730	22,059,730	0.0
Reimbursements	-	-	-	0.0
Miscellaneous revenue	-	-	-	0.0
Appropriation of fund balance	-	430,155	430,155	0.0
TOTAL FIRE VEHICLE REPLACEMENT	\$ 1,583,544	\$ 28,673,251	\$ 27,089,707	5.5

EXPENDITURES	Actual	Encumbrance	Total	Budget	Unexpended	% of Budget
Capital outlay - light fleet (financed)	\$ -	\$ 37,311	\$ 37,311	\$ 1,283,000	\$ 1,245,689	2.9
Capital outlay - light fleet (cash)	(396,272)	396,272	-	75,000	75,000	0.0
Capital outlay - heavy apparatus (financed)	-	14,641,000	14,641,000	16,591,000	1,950,000	88.2
Capital outlay - computer equipment (cash)	110,768	89,347	200,115	351,450	151,335	56.9
Capital outlay - medical equipment (financed)	-	517,862	517,862	2,984,500	2,466,638	17.4
Capital outlay - station equipment (financed)	-	605,664	605,664	1,162,830	557,166	52.1
Capital outlay - station equipment (cash)	69,979	12,159	82,138	120,000	37,862	68.4
Capital outlay - building & improvements (cash)	(5,101)	100,240	95,139	130,000	34,861	73.2
Noncapital equipment (financed)	-	-	-	38,400	38,400	0.0
Capital lease payments - principal	1,543,854	-	1,543,854	5,226,325	3,682,471	29.5
Capital lease payments - interest	39,690	-	39,690	710,746	671,056	5.6
Debt issuance costs	-	1,500	1,500	-	(1,500)	0.0
TOTAL FIRE VEHICLE REPLACEMENT	\$ 1,362,918	\$ 16,401,355	\$ 17,764,273	\$ 28,673,251	\$ 10,908,978	62.0
REVENUES OVER/(UNDER) EXPENDITURES	\$ 220,626		\$ (16,180,729)	-		

EOC CAPITAL REPLACEMENT						
REVENUES	Total	Budget	Unearned	% of Budget		
Transfer from EOC fund	\$ -	\$ -	\$ -	0.0		
Appropriation of fund balance	-	-	-	0.0		
Sale of capital assets	-	-	-	0.0		
TOTAL EOC VEHICLE REPLACEMENT	\$ -	\$ -	\$ -	0.0		
EXPENDITURES	Actual	Encumbrance	Total	Budget	Unexpended	% of Budget
Capital outlay	\$ -	\$ -	\$ -	\$ -	\$ -	0.0
Noncapital expenditures	-	-	-	-	-	0.0
Contribution to fund balance	-	-	-	-	-	0.0
TOTAL EOC VEHICLE REPLACEMENT	\$ -	\$ -	\$ -	\$ -	\$ -	0.0
REVENUES OVER/(UNDER) EXPENDITURES			\$ -	\$ -	\$ -	

**UNIFIED FIRE AUTHORITY
NOTICE OF PUBLIC HEARING**

NOTICE IS HEREBY GIVEN THAT ON NOVEMBER 18, 2025, at 7:30 AM, a public hearing will be held at the Unified Fire Authority Administration Building/Emergency Coordination Center, 3380 South 900 West, Salt Lake City, UT before the Board of Directors of the Unified Fire Authority to receive public comment and consider a resolution amending the 2025-2026 fiscal year budget. All budget-related items will be discussed at that time. The Board of Directors shall assemble in person and electronically for the meeting. Information about how to access the electronic meeting will be provided on the agenda, which will be posted on the Utah Public Notice Website at least 24 hours in advance of the meeting.

All persons interested and present will be given an opportunity to be heard in this matter.

In accordance with the Americans with Disabilities Act, the Unified Fire Authority will make reasonable accommodations to participate in the hearing. Requests for assistance can be made by calling 801-743-7213 at least 24 hours in advance of the hearing to be attended.

DATED this 4th day of November, 2025.

PUBLISHED BY ORDER OF THE UNIFIED FIRE AUTHORITY

**UNIFIED FIRE AUTHORITY
BUDGET AMENDMENTS
11/18/2025**

GENERAL FUND

\$ 5,486 EMS State per capita grant (final award received; adjust original budget)			
EMS grants		\$ 5,486	1033300
Grant expenditures (EMS)	\$ 5,486		1095266
\$ (7,261) Reduction in EMT school fees due to lower attendance than anticipated			
EMT school fees/books	\$ 7,261		1035302
Overtime - Cadre (EMS)		\$ 4,400	1095125
Books & Publications (EMS)		\$ 2,200	1095215
Training, Education & Certifications (EMS)		\$ 661	1095250

WILDLAND - ENTERPRISE FUND

\$ 285,000 2025 Camp Williams & Single Resource deployment program true-up			
Wildland Single resource revenue		\$ 285,000	2031120
Camp Williams deployment revenue		\$ 200,000	2031150
Overtime (Camp Williams)	\$ 80,000		2085120
Travel & transportation (Camp Williams)	\$ 75,000		2085425
Vehicle maintenance (Camp Williams)	\$ 10,000		2085440
Contribution to net assets (Camp Williams)	\$ 35,000		2080210
Overtime (Wildland)	\$ 235,000		2097120
Vehicle maintenance (Wildland)	\$ 50,000		2097440
\$ 6,995 True-up of debt financing			
Appropriated net assets (Wildland)		\$ 6,995	2034400
Capital lease payments - principal	\$ 6,995		2097221

FUND BALANCE DESIGNATIONS

\$ 138,673 Commitment of net assets for Camp Williams program (FY25 net revenue)			
Beginning net assets		\$ 138,673	2028100
Committed net assets - Camp Williams	\$ 138,673		2027220
\$ 150,000 Commitment of fund balance requested by SLCO for future transfer to EM Capital Projects Fund for 2027			
Assigned fund balance		\$ 150,000	4028100
Committed fund balance - capital outlay	\$ 150,000		4027230

EMERGENCY MANAGEMENT - SPECIAL REVENUE FUND

\$ 32,001 Increase to SLCO EM fees & fund balance disbursement (per Mayor's proposed 2026 budget - Council approval pending)			
SLCO EM fees		\$ 32,001	4034300
Appropriated net assets		\$ 437,999	4034400
Intergovernmental disbursement (for County-approved projects)	\$ 470,000		4040277
\$ 50,000 Award of 2025 Wildland Urban Interface Prevention Prepare & Mitigation (WUIPPM) fund State grant			
State grants		\$ 50,000	4033100
Grant expenditures (2025 WUIPPM - public outreach campaign for WUI)	\$ 50,000		4040266
\$ 295,229 Award of 2025 SHSP Federal pass-through grants			
Federal grants		\$ 295,229	4033200
Grant expenditures (2025 SHSP - water on wheels)	\$ 57,840		4040266
Grant expenditures (2025 SHSP - valley-wide RTF gear & training supplies)	\$ 27,389		4040266
Grant expenditures (2025 SHSP - vehicle barriers)	\$ 185,000		4040266
Grant expenditures (2025 SHSP - IMT)	\$ 25,000		4040266
\$ 43,569 True-up adopted FY25/26 Federal pass-through grant revenue budget (rolled over from FY24/25)			
Federal grants		\$ 43,569	4033200
Grant expenditures (2023 SAFE)	\$ 28,170		4040266
Grant expenditures (2023 BRIC)	\$ 15,399		4040267
\$ 79,063 Rollover FY24/25 Federal pass-through grant revenue (not in FY25/26 adopted budget)			
Federal grants		\$ 79,063	4033200
Grant expenditures (2022 SHSP - shelter kits)	\$ 55,164		4040266
Grant expenditures (2022 SHSP - IMT)	\$ 12,644		4040266

**UNIFIED FIRE AUTHORITY
BUDGET AMENDMENTS
11/18/2025**

Grant expenditures (2023 LEPC)	\$ 11,255	4040267
\$ 11,900 Sponsorship of LEPC conference		
Miscellaneous revenue	\$ 11,900	4039510
Food provisions	\$ 5,400	4040260
Professional fees (keynote speaker)	\$ 3,500	4040350
Printing charges	\$ 1,500	4040370
Food provisions (partner/instructor recognition)	\$ 1,500	4040410
\$ 150,000 Transfer out to EM Capital Projects Fund requested by SLCo for 2026		
Appropriation of fund balance	\$ 150,000	4034400
Transfer to EM Capital Projects Fund	\$ 150,000	4045100
FIRE CAPITAL REPLACEMENT FUND		
\$ (122,799) True-up of debt financing (reduce appropriation of fund balance for actual payment & recognize debt issuance costs)		
Appropriated fund balance	\$ 122,799	5531850
Capital lease payments - principal	\$ 124,799	5540421
Debt issuance costs	\$ 2,000	5540480
BUDGET TRANSFERS		
\$ 641,299 Move budget for ambulance power cots & powerload systems from station equipment to medical equipment		
Medical equipment (financed)	\$ 641,299	5540240
Station equipment (financed)	\$ 641,299	5540250
EM CAPITAL REPLACEMENT FUND		
\$ 150,000 Transfer in from EM Special Revenue Fund requested by SLCo for 2026		
Transfer from EM fund	\$ 150,000	5631810
Contribution to fund balance	\$ 150,000	5640210
WILDLAND CAPITAL REPLACEMENT FUND		
\$ - Design costs for Forestry (BLM)/Wildland building at Magna training center		
Miscellaneous intergovernmental revenue	\$ 1,000,000	5734200
Capital outlay - building & improvements (cash)	\$ 1,000,000	5740261

UNIFIED FIRE AUTHORITY
Resolution No. 11-2025A of 2025
(First Amendment of the Budget for Fiscal Year 2025-2026)

A RESOLUTION AMENDING FOR THE FIRST TIME THE BUDGET OF THE
UNIFIED FIRE AUTHORITY FOR THE FISCAL YEAR BEGINNING
JULY 1, 2025 AND ENDING JUNE 30, 2026.

PREAMBLE

Unified Fire Authority (“UFA”) is a political subdivision, duly organized and existing under the laws of the State of Utah. UFA finds that certain exigencies of its operations require that amendments be made to the current budget and related documents. UCA §11-13-515, §11-13-519, and §11-13-520 provide UFA with authority to amend its budget as necessary by adoption of a resolution by its governing body.

All conditions precedent to amend said budget have been accomplished.

NOW, THEREFORE, be it resolved by the Board of Directors of the UFA:

SECTION 1. Purpose. The purpose of this Resolution is to accomplish the first amendment to the budget for Fiscal Year 2025-2026.

SECTION 2. Adoption of Amendment. The first budget amendment, attached hereto as Exhibit “A” and made part of this Resolution by reference, shall be and hereby is adopted and incorporated into the budget of UFA for the fiscal year beginning July 1, 2025 and ending June 30, 2026.

SECTION 3. Effective Date. This Resolution shall take effect on November 18, 2025.

DATED this 18^h day of November, 2025.

UNIFIED FIRE AUTHORITY

By: _____
Chairperson

APPROVED AS TO FORM:

ATTEST:

Chief Legal Counsel

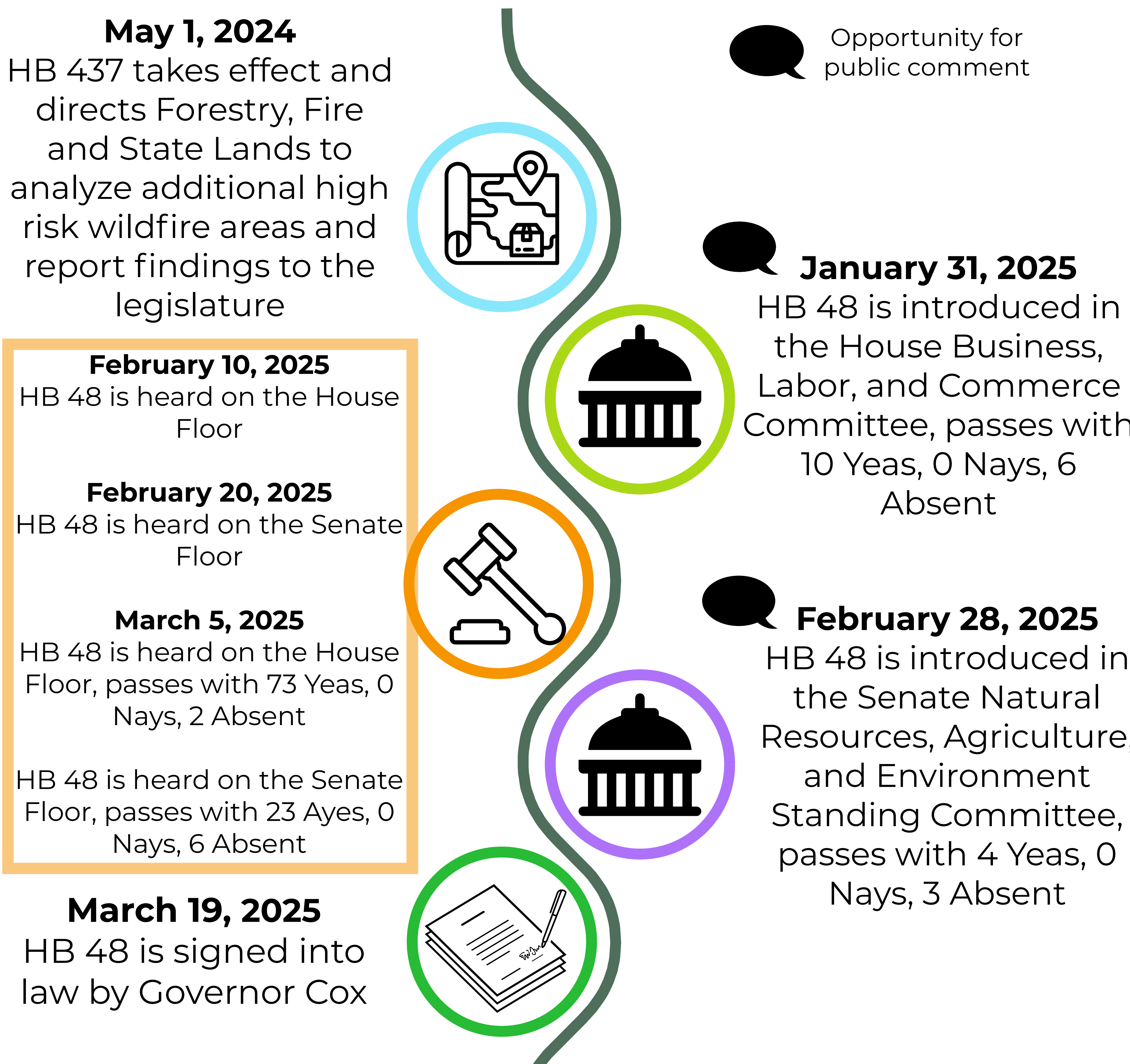
Clerk

EXHIBIT A

FIRST AMENDMENT TO UFA BUDGET FOR FISCAL YEAR 2025-2026

Timeline of House Bill 48

Wildland Urban Interface Modifications



April 2025 - Present
FFSL coordinates with local and state partners to discuss the impacts of the new law

November 6, 13, 18, 2025
FFSL hosts virtual and in-person open houses in Salt Lake City, Richfield, and Cedar City

January 1, 2026
New law takes effect

WHAT'S NEXT?

January 1, 2026

- The new law goes into effect
- Administrative Rules go into effect
- High risk WUI boundary is finalized
- Lot assessments begin

Fall, 2026 and 2027


Counties will notify property owners of their fee

January 1, 2028

- Lot assessment database is made available to insurers and property owners
- Annual fee will start being based on square footage plus lot assessment score



WHAT ARE YOU TALKING ABOUT?




WUI - Wildland Urban Interface

The zone where structures and other human development meets, or intermingles with, undeveloped wildland

High Risk WUI

The highest risk WUI areas in the state as determined through a scientific assessment of fuels, weather, terrain, fire occurrence, ember production from fuels, and density of structures.




Lot Assessment

An evaluation of a property in the high risk WUI conducted by a trained WUI Coordinator that will provide recommendations to homeowners on actions they can take to reduce their wildfire risk.


Administrative Rules

When a new law is passed, "Rules" need to be written to determine how the law will be implemented. HB 48 tasked Forestry, Fire and State Lands with "rulemaking", which requires the rules to be published by the Utah Office of Administrative Rules, followed by a 30 day comment period. Once FFSL considers comments received, the Rules will be codified and become a part of the Utah Administrative Code.



Fees

In 2026 and 2027 property owners in the high risk WUI will be charged a fee based on the square footage of their structure. This fee will be determined by FFSL and collected by your county. Beginning in 2028, the fee will be based on square footage and a lot assessment score




WHAT IS REQUIRED, WHO IS DOING IT, AND WHEN?

WHAT	WHO	WHEN
Determine a flat-rate fee based on square footage of structures in the high risk WUI	FFSL	January 1, 2026
Work with counties to assign evaluation and classification tasks	FFSL	Annually
Completion of a program to evaluate lot assessments and high risk WUI properties	FFSL	January 1, 2028
Create a database for property owners and insurers related to evaluating high- risk WUI properties	FFSL	January 1, 2028
Determine fee based on square footage and lot assessment score	FFSL	Annually, beginning January 1, 2028
Collect the flat-rate fee to properties in the high-risk WUI	Counties	2026 and 2027
Deposit the fee into the State’s Wildland Fire Fund	Counties	Annually
Counties and municipalities adopt WUI construction code standards	Counties and Municipalities	January 1, 2026
May provide recommendations and resources to a property owner for mitigation	FFSL, Counties, Municipalities	Any time
Use the state's high risk boundary and adhere to cancellation and premium increase requirements	Insurers	Beginning January 1, 2026
Request a lot assessment	Property owners	Beginning January 1, 2026
Take actions to mitigate their wildfire risk	Property owners	Any time

WHAT ARE THE WUI BOUNDARIES?

WUI MAPPING

- Counties and municipalities are required to adopt and enforce Utah's WUI code by January 1, 2026.
- The WUI code is a construction code with building standards intended to reduce the risk of wildfire by preventing wildfire from spreading to and from structures.
- Like all codes, the local jurisdiction must specify where the WUI code will apply by creating a boundary map.
- The WUI boundary map is developed by the local jurisdiction.
- This map should encompass any area at risk for wildfire threatening structures, including potential new development areas.



HIGH-RISK WUI MAPPING

- FFSL is required to create a high-risk WUI boundary map by January 1, 2026.
- The high-risk WUI map is created utilizing advanced wildfire risk modeling software.
- FFSL is utilizing updated fuelscape (vegetation) modeling to increase accuracy.
- Properties within this boundary will be charged a fee, based on their square footage and risk level.
- Property insurance carriers must use this high-risk WUI map when evaluating wildfire risk.

- • • • COUNTY OR MUNICIPALITY BOUNDARY
- COUNTY OR MUNICIPALITY WUI BOUNDARY - defined and adopted by the county/municipality
- STATE HIGH RISK WUI BOUNDARY - defined and mapped by the State for the purposes of HB 48 and may or may not be wholly within the county/municipality WUI boundary

WHAT WILL THE FEES BE?

Short answer: We don't know yet.
But here are some draft concepts.

2026 and 2027

Properties in the high risk WUI will be assessed a yearly flat-rate fee based on the square footage of the taxable structure(s) on the property. This fee will range from \$20-100.

Up to 1,500 ft ²	\$20
1,501 - 3,000 ft ²	\$40
3,001 - 4,500 ft ²	\$60
4,501 - 6,000 ft ²	\$80
6,001 + ft ²	\$100

Up to 2,000 ft ²	\$20
2,001 - 3,000 ft ²	\$40
3,001 - 6,000 ft ²	\$60
6,001 + ft ²	\$80

Up to 1,500 ft ²	\$20
1,501 - 6,000 ft ²	\$60
6,001 + ft ²	\$100

Up to 3,000 ft ²	\$20
3,001 - 6,000 ft ²	\$60
6,001 + ft ²	\$100

Annually beginning 2028

Properties in the high risk WUI will be assessed a yearly fee based on the square footage of the taxable structure(s) on the property PLUS the score received from a lot assessment

The fees will not be finalized until we receive more structure data and work with county officials to refine them.
The final fees will be available by January 1, 2026.

H.B. 48 “Wildland Urban Interface Modifications”

Summary



H.B. 48’s primary intent is to increase awareness of wildfire risk and encourage property owners to share the responsibility of reducing that risk in the wildland urban interface (WUI). The bill implements individual lot assessments in the high-risk WUI area that will provide risk mitigation strategies to property owners. A property fee will help support these assessments.

This bill also mandates property insurers to use the State's high-risk boundary when evaluating a property for wildfire risk and if raising rates by 20% or more or dropping coverage, to provide justification, if the adjustment is appealed by the property owner.

LOT ASSESSMENTS

- Forestry, Fire and State Lands (FFSL) is tasked with creating a program that “evaluates and classifies high risk wildland urban interface property using a triage scale” (65A-8-402).
- This work will be coordinated by FFSL.
- Property owners in lower triage levels must annually certify that they still meet the requirements of a lower level.
- Homeowners must submit evidence of compliance to stay at or lower their triage level.
- Lot assessments will be prioritized at the state level.
- This bill does not mandate county, municipal, or fire district involvement in lot assessments, but FFSL or the local jurisdictions may request support through an agreement.

FEES

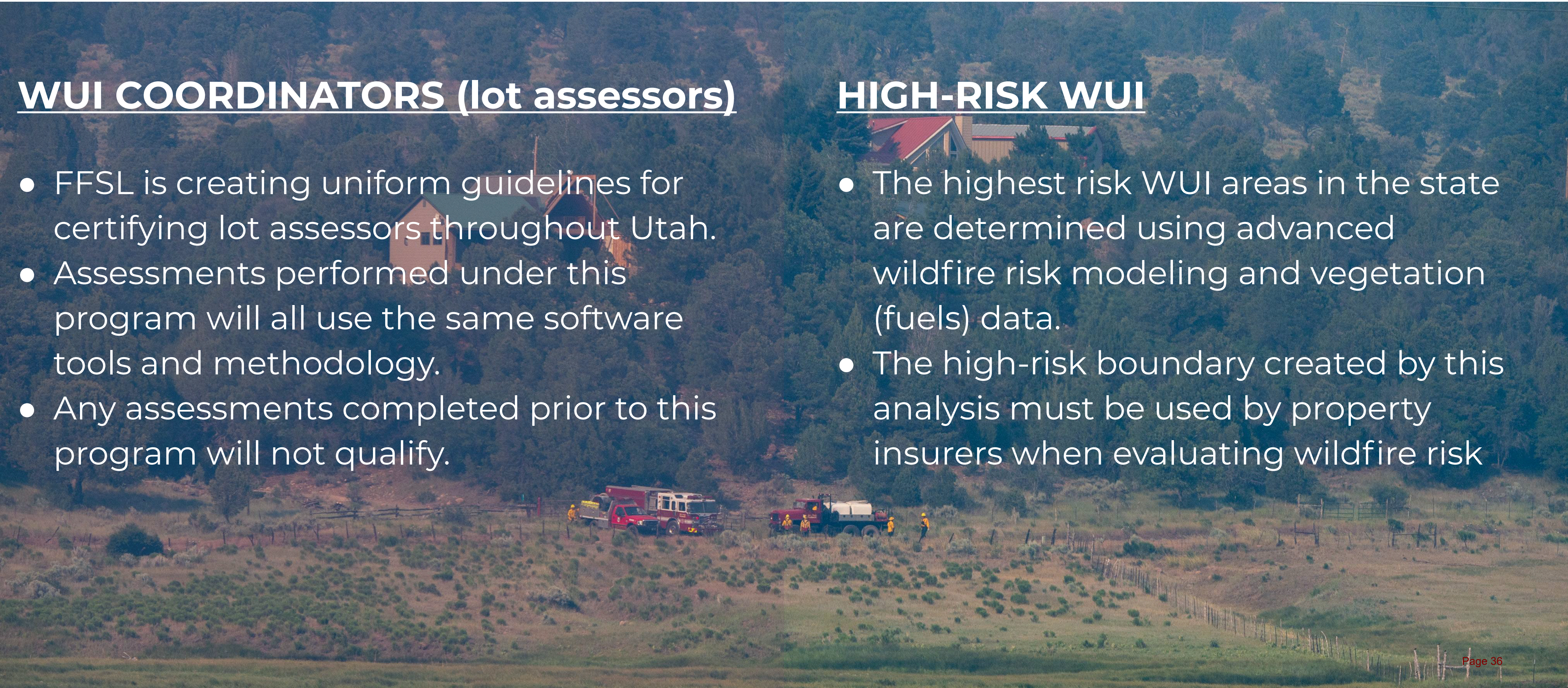
- Property owners within the high-risk WUI boundary will be assessed a fee based on the square footage of the structure.
- Fee amounts will be determined annually by FFSL, based on the costs of implementing the program.
- The fee will be collected by the county.
- The fees will vary by triage level, as determined by a lot assessment.
- The county will keep a portion of the fees needed to cover their implementation costs, determined by an agreement, with the remainder passed on to FFSL to cover their implementation costs.
- The bill does not allow for municipal or fire district fee collection.

WUI COORDINATORS (lot assessors)

- FFSL is creating uniform guidelines for certifying lot assessors throughout Utah.
- Assessments performed under this program will all use the same software tools and methodology.
- Any assessments completed prior to this program will not qualify.

HIGH-RISK WUI

- The highest risk WUI areas in the state are determined using advanced wildfire risk modeling and vegetation (fuels) data.
- The high-risk boundary created by this analysis must be used by property insurers when evaluating wildfire risk



Filter statement

Filters **Alarm Date Range** Last Month | **Is Locked** true | **Is Active** true | **Location City** All items containing "" | **Station** All items containing ""

Operations Report

Calendar YTD Incident Responses

Count of Incidents YTD
34,268

Incident Responses Last Month



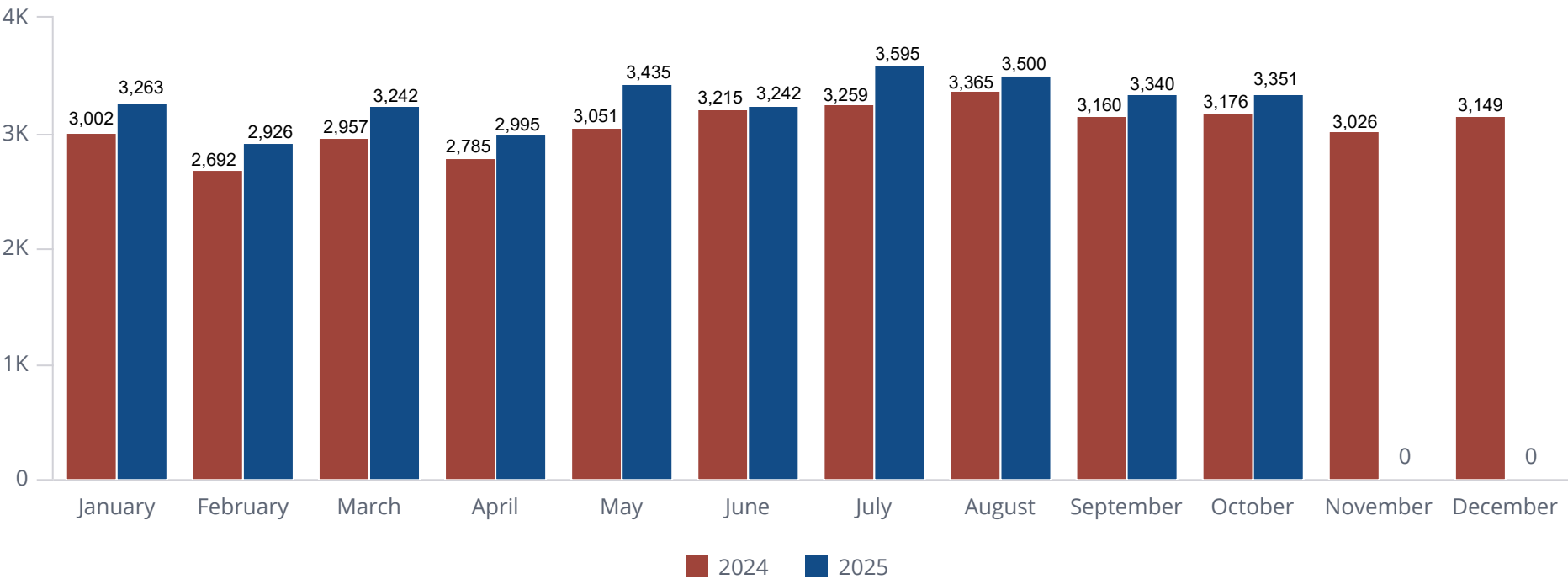
Count of Incident Type Groups

Incident Type Group	Incident Count
100 - Fire	69
200 - Overpressure Rupture, Explosion, Overheat	1
300 - Rescue & EMS	2,264
400 - Hazardous Condition	67
500 - Service Call	237
600 - Good Intent Call	450
700 - False Alarm	236
800 - Severe Weather & Natural Disaster	5
900 - Special Incident	7

Filter statement

Filters **Alarm Date Range** Last Month | **Is Locked** true | **Is Active** true | **Location City** All items containing "" | **Station** All items containing ""

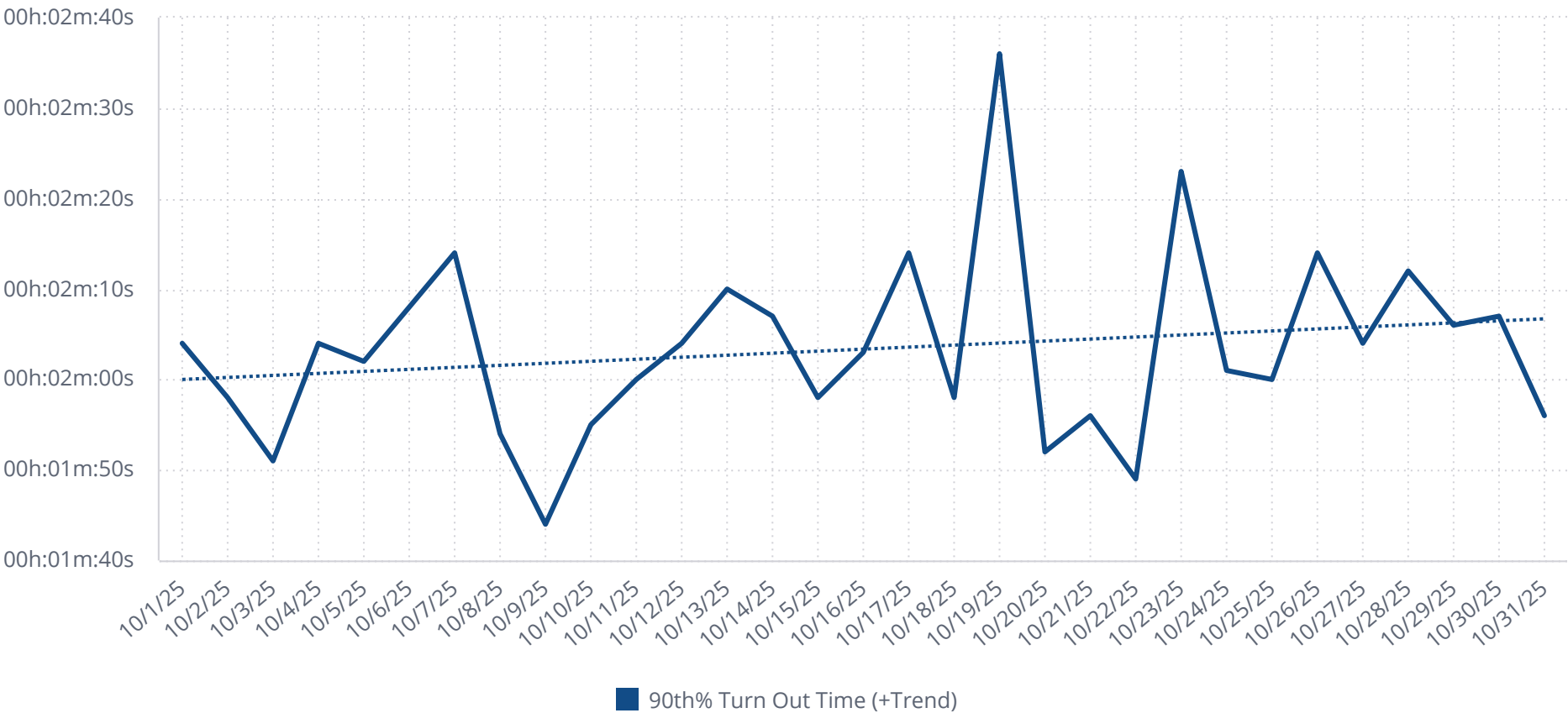
Incident Count by Month (this year compared to last) YTD



Filter statement

Filters **Alarm Date Range** Last Month | **Is Locked** true | **Is Active** true | **Location City** All items containing "" | **Station** All items containing ""

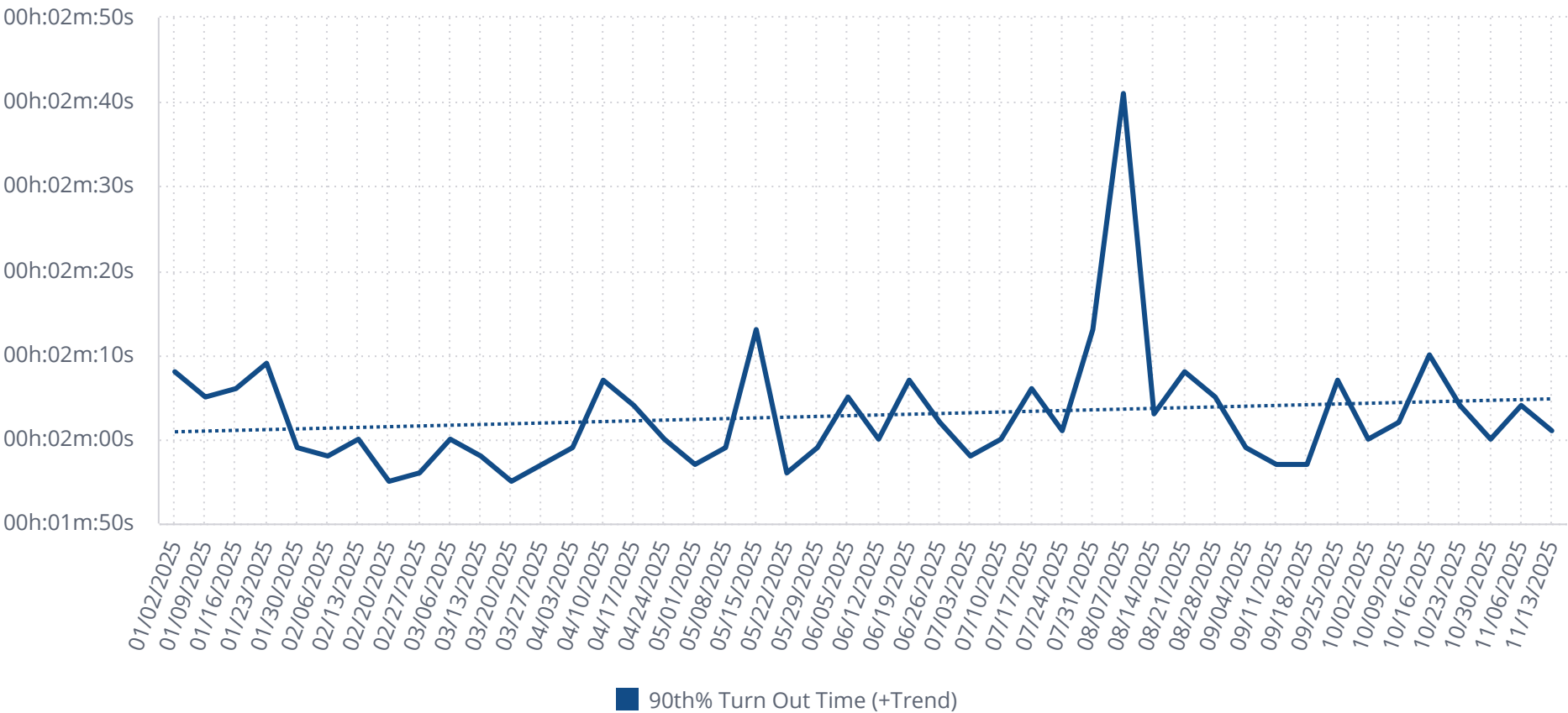
Turn Out Time Last Month



Filter statement

Filters **Alarm Date Range** Last Month | **Is Locked** true | **Is Active** true | **Location City** All items containing "" | **Station** All items containing ""

Turn Out Time YTD



Filter statement

Filters

Alarm Date Range

Last Month

Is Locked

true

Is Active

true

Location City

All items containing ""

Station

All items containing ""

Turn Out Time Last Month

Turn Out Time YTD

90th% Turn Out Time Last Month

00h:02m:04s

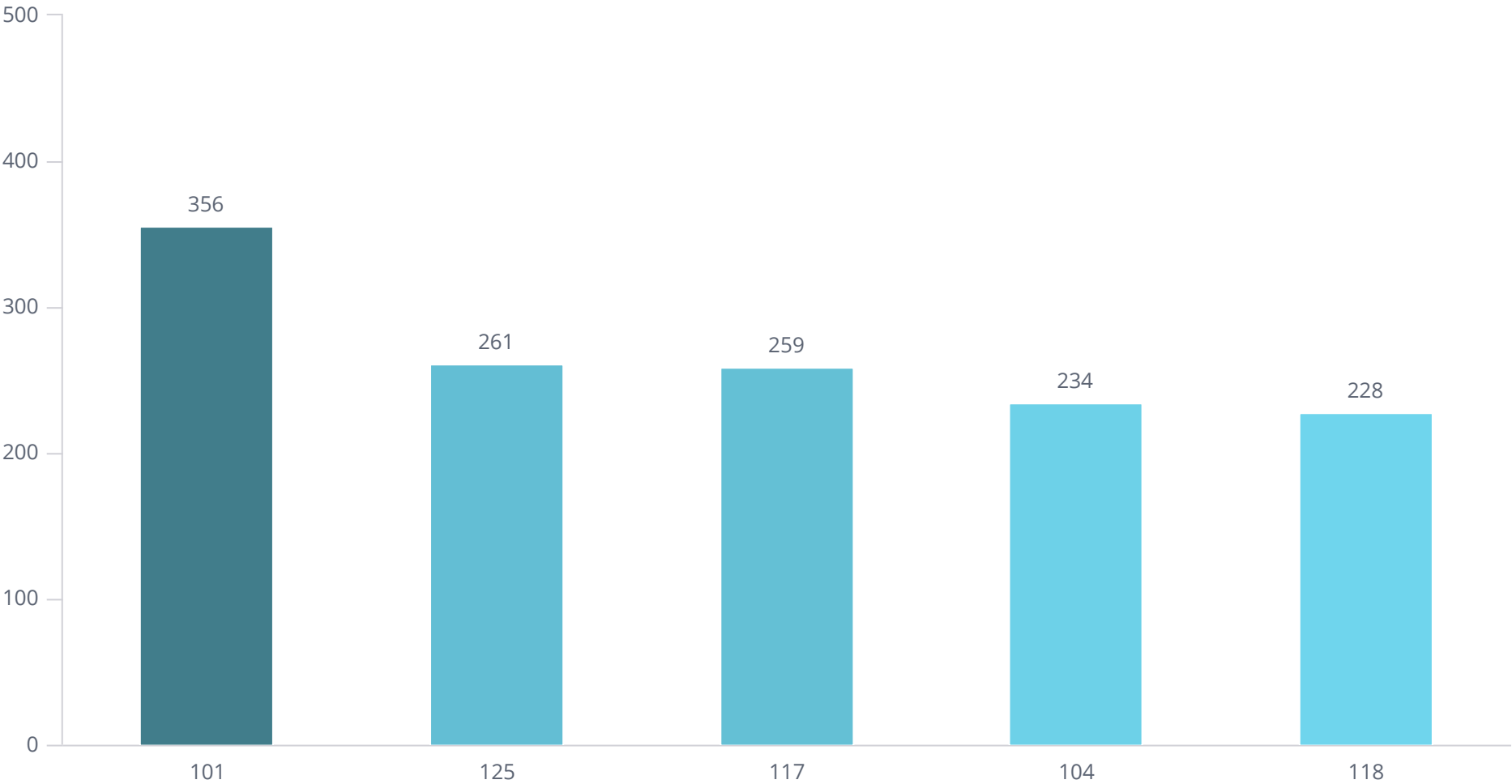
90th% Turn Out Time YTD

00h:02m:03s

Filter statement

Filters **Alarm Date Range** Last Month | **Is Locked** true | **Is Active** true | **Location City** All items containing "" | **Station** All items containing ""

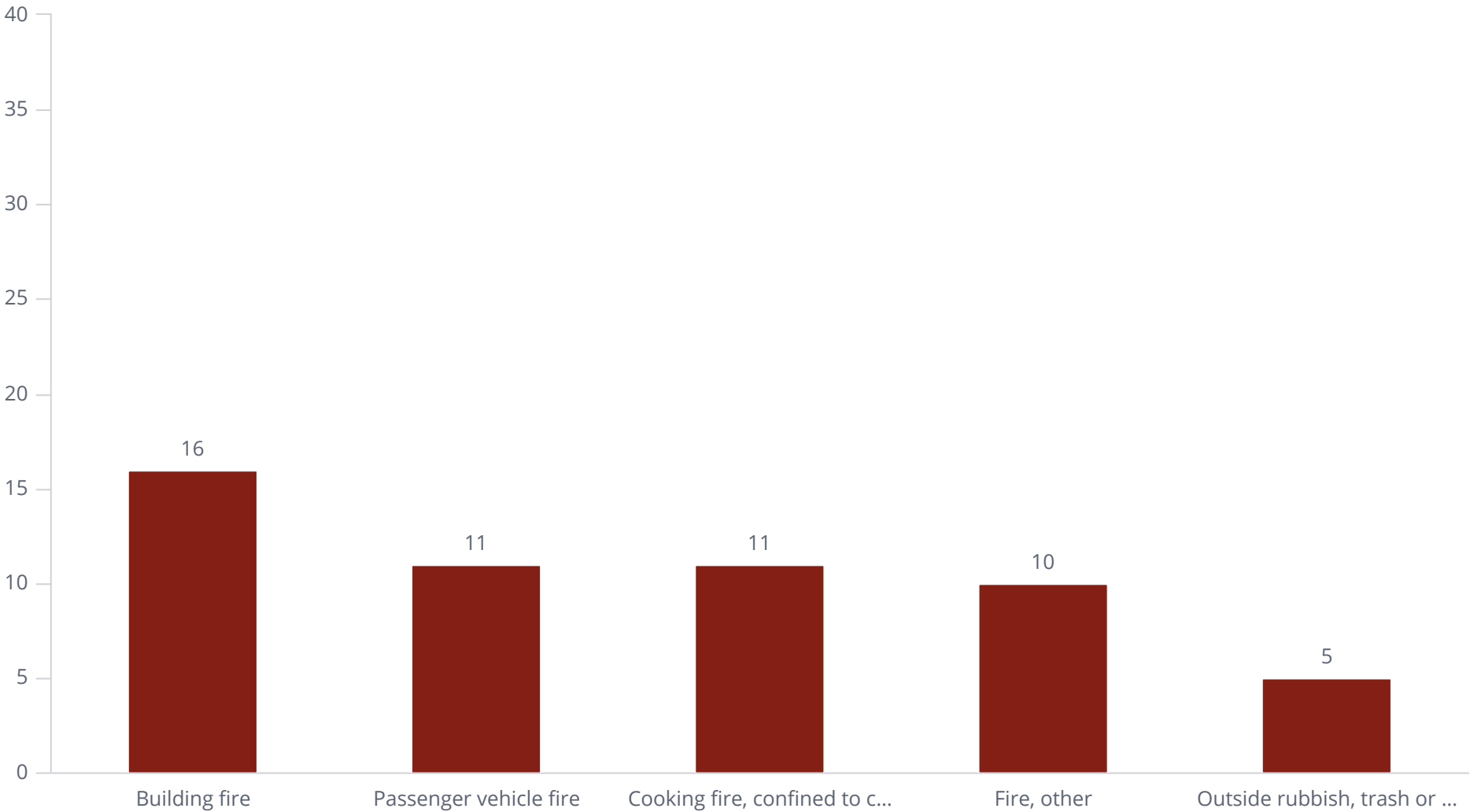
Busiest Station Top 5



Filter statement

Filters **Alarm Date Range** Last Month | **Is Locked** true | **Is Active** true | **Location City** All items containing "" | **Station** All items containing ""

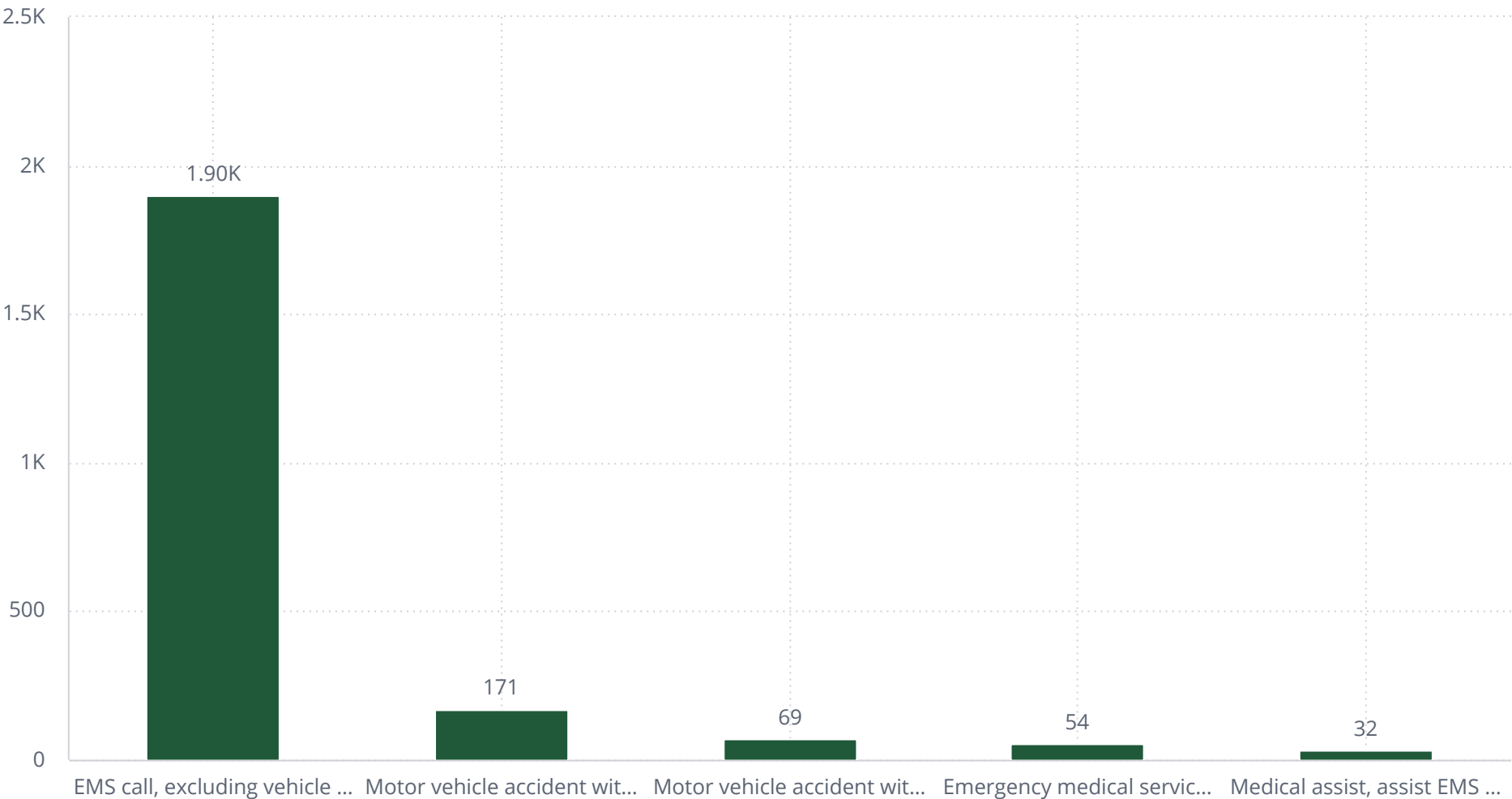
Top 5 Fire Incident Types



Filter statement

Filters **Alarm Date Range** Last Month | **Is Locked** true | **Is Active** true | **Location City** All items containing "" | **Station** All items containing ""

Top 5 EMS Incident Types



Filter statement

Filters

Alarm Date Range

Last Month

Is Locked

true

Is Active

true

Location City

All items containing ""

Station

All items containing ""

Top 5 Incident Types Other (Neither Fire nor EMS)

