



TRACY SHAW – TOOELE COUNTY CLERK
47 South Main Street, Tooele, Utah 84074
tracy.shaw@tooeleco.gov
435-843-3140 / Fax 435-882-7317

Election Canvass Affidavit

STATE OF UTAH)

: ss

COUNTY OF TOOELE)

I, Tracy Shaw, being sworn as the Election Officer of Tooele County, do hereby state the following:

The attached results from the 2025 Municipal General Election are true and correct to the best of my knowledge;

The 2025 Municipal General Election was conducted in compliance with the rules and regulations for ballot security as outlined by the Lieutenant Governor's Office;

And the Clerk's office maintains the voter registration database in accordance with federal and state laws and rules.

A handwritten signature in black ink, appearing to read "Tracy Shaw", written over a horizontal line.

Tracy Shaw

Tooele County Clerk

SUBSCRIBED AND SWORN to before me by Tracy Shaw, on this 10 day of November, 2025.

A handwritten signature in purple ink, appearing to read "Nicole Rash", written over a horizontal line.

Notary Public Signature

My Commission Expires:

3/26/2029



2025 Municipal General Election Post-Canvass Report, Tooele County

Prepared by Tracy Shaw, Tooele County Clerk
November 12, 2025

As required by State code, the following documents outline the Post-Canvass Report of the 2025 Municipal General Election:

1. Lt. Governor's Office Canvass Template – Outlines ballots counted/not counted and status for the full county-wide election.
2. Statement of Votes Cast – Full election results by precinct can be found at [this link](#).
Or on website: Tooele County Elections > Election Results
3. Ballot Reconciliation – Report outlining full election ballots scanned vs vote history found at [this link](#).
Or on website: Tooele County Elections > Election Results > Ballot Processing Stats > Reconciliation
4. Election Affidavit – Clerk affirmation of security and accuracy.
5. Election Results Summary – Provides an outline of the ballots counted and the names of all candidates appearing on the ballot.
6. Precinct Results Summary – Provides an outline of the ballots cast and counted in each precinct.
7. Cast Vote Record, if applicable (not included for Special Districts)

CERTIFICATION OF THE 2025 GENERAL MUNICIPAL ELECTION RESULTS, HELD NOVEMBER 4, 2025

I, Gina Roberts, Deputy Recorder for Grantsville City, County of Tooele, State of Utah, do hereby certify that the following is a full, true and correct abstract of the statement of votes cast for the General Municipal Election held on November 4, 2025.

SUMMARY

With a total of 8,110 registered voters in Grantsville; 2,883 ballots cast; and 35.55% voter turnout, the following are the results of the 2025 Municipal Election for Grantsville City Mayor and two 4-year term City Council Seats.

In the race for Grantsville City Mayor (4 Year Term), Vote for one:

Heidi B Hammond received 1,904 votes (67.42%)

Jolene Jenkins received 920 votes (32.58%)

Resulting in Heidi B Hammond being elected to Mayor

In the race for Grantsville City Council (4 Year Term), Vote for two:

Jake Thomas received 1,782 votes (35.50%)

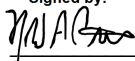
Derek Dalton received 1,657 votes (33.29%)

Tom Tripp received 1,538 votes (30.90%)

Resulting in Jake Tomas and Derek Dalton being elected to fill the two open seats.

We, the Board of Canvassers, declare the election certified:

Signed by:




Neil Critchlow, Mayor

Signed by:



Rhett Butler, Board Member

DocuSigned by:




Heidi Hammond, Board Member

Signed by:




Jolene Jenkins, Board Member

Signed by:



Jake Thomas, Board Member

Signed by:



Jeff Williams, Board Member

DocuSigned by:



Gina Roberts, Deputy City Recorder

Grantsville City - Election Summary Report
2025 Municipal General Election
November 4, 2025

STATISTICS

	TOTAL
Registered Voters - Total	8,110
Ballots Cast - Total	2,883
Voter Turnout - Total	35.55%

Grantsville City - Election Summary Report
2025 Municipal General Election
November 4, 2025

Grantsville City Mayor
Vote For 1

	TOTAL	VOTE %
HEIDI B. HAMMOND	1,904	67.42%
JOLENE JENKINS	920	32.58%
Total Votes Cast	2,824	100.00%

Grantsville City Council
Vote For 2

	TOTAL	VOTE %
JAKE THOMAS	1,782	35.80%
DEREK DALTON	1,657	33.29%
TOM TRIPP	1,538	30.90%
Total Votes Cast	4,977	100.00%

Standardized Canvass Statistics Report**Tooele County - November 4, 2025****Section 1: Active Voters and Turnout**

32.5% Voter turnout
 32.5% Proportion of active voters and same-day registrants who cast counted ballots
 36,625 Active voters (use only the number given to counties the Friday before the election)

Section 2: Counted Ballot Statistics

11,903 Total ballots counted
 11,509 Mail ballots counted
 40 In-person early voting period ballots counted
 305 In-person election day ballots counted
 5 Disability ballots counted returned electronically
 30 UOCAVA ballots counted returned electronically
 14 Provisional ballots counted
 0 Emergency ballots counted

Section 3: Vote History Reconciliation

11,904 Vote histories given
 No Does total ballots counted match the number of voters given vote history in VISTA?
 1 If no, what is the difference? (surplus vote histories)
 If no, provide an explanation below.
 Off by 1 due to a Primary ballot being returned in a General Election envelope.

Section 4: Provisional Ballot Statistics

16 Provisional ballots issued
 14 Provisional ballots counted
 2 Total provisional ballots not counted
 0 Already voted
 0 Insufficient ID
 1 Residency
 1 Incomplete form
 0 Other
 87.5% Percentage of provisionals that were counted
 15 Number of provisional ballots that were same-day registration

Section 5: By Mail Ballot Statistics

60 Total challenged curable ballots (number of voters sent a cure notice)
 29 Total rejected ballots that were curable but not cured
 23 Envelopes with a signature that does not match the voter's signature
 6 Unsigned envelopes
 0 Ballots challenged for other curable reasons
 48.3% Percentage of curable ballots not cured
 0 Number of ballots where the voter submitted a disability affidavit
 17 Total rejected non-provisional ballots that could not legally be cured
 2 Returned after the received-by deadline
 15 Rejected for other non-curable reasons
 1.9% Percentage of ballots returned as undeliverable

Section 6: County Clerk Certification

I certify that the information contained in this report is true and accurate. (type your name in the field below)

Tracy Shaw