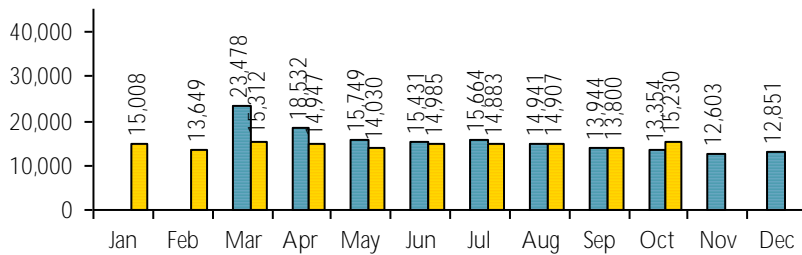


## LOGAN LIBRARY MONTHLY STATISTICAL REPORT OCTOBER 2025

### VISITS

Patron Exit Count: 15,230      Average Daily Exit Count: 586      Highest day: 878 on Wed, Oct 8

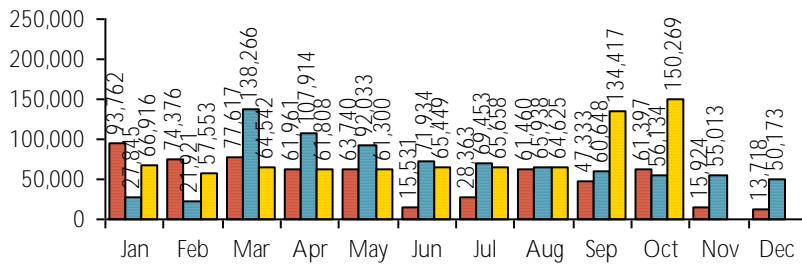
2023 2024 2025



	New	Total
Library Card Holders:	328	30,944
Inside of Logan:	309	26,635
Outside of Logan:	11	1,689
ILL/System cards:	8	2,620

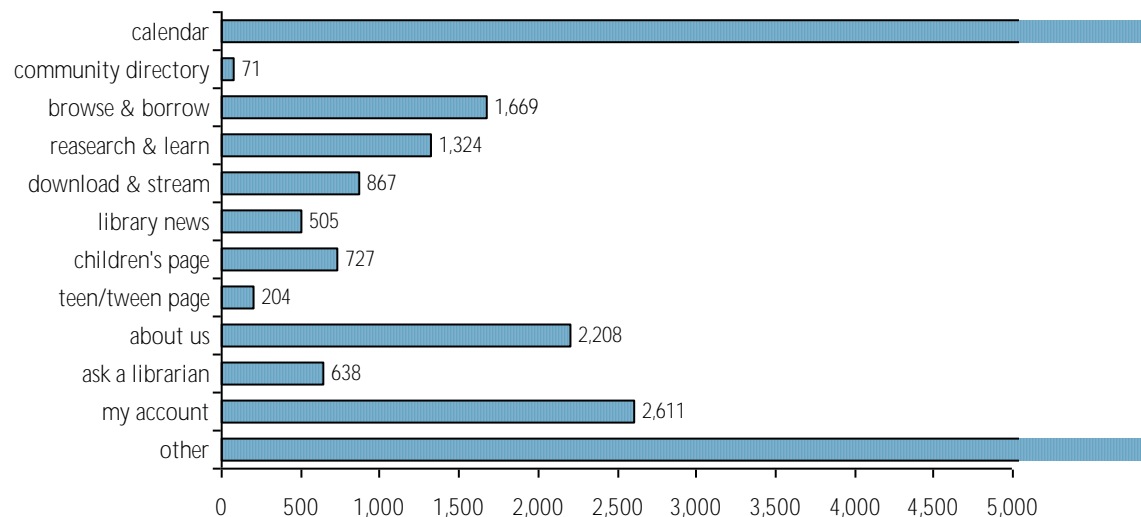
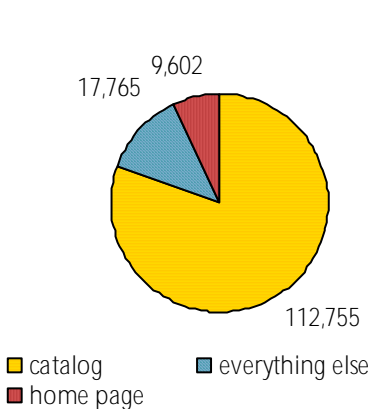
Online Visits: 150,269

2023 2024 2025



Average minutes per visit: 7:09

### Website Traffic Details:



## Social Media

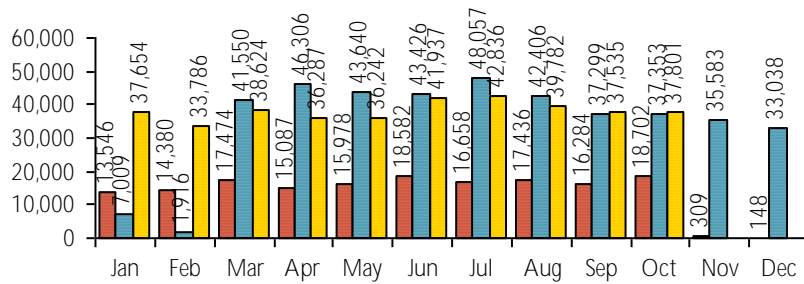
	Likes / Follows / Subscribes		Views / Impressions	
	this month	3 yr average	this month	3 yr average
Facebook	3,639	3,203	18,784	7,695
Instagram	2,079	1,572	3,493	1,258
Pinterest	1,173	1,166	5,948	22,602
X (Twitter)		264		192
YouTube	153	112	160	663

Posts with the Most Reach  
 Facebook - John Zsiray Panel, Oct 3  
 Instagram - Happy Fall from the Library, Oct 27

## CIRCULATION

Physical Circulation: 37,801

■ 2023 ■ 2024 ■ 2025

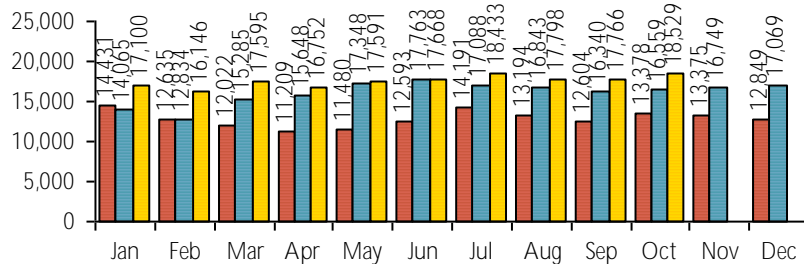


Via Auto-Renew: 11,969  
 Via Self Checkout Kiosks: 18,994

Average Daily Physical Circulation: 1,454  
 Highest day: 2,291 on Tue, Oct 14

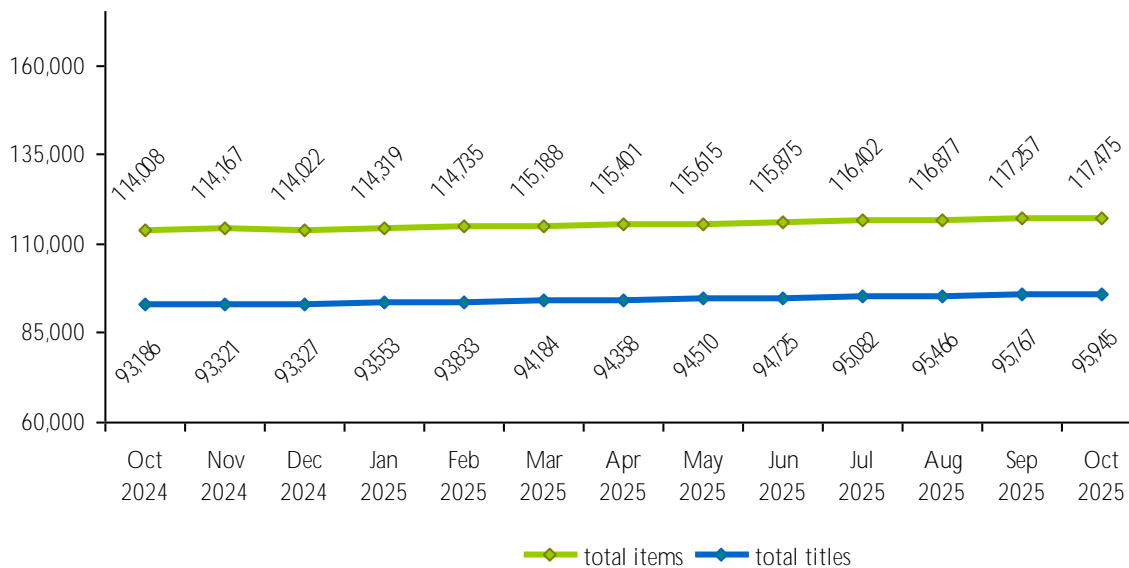
Online Circulation: 18,529

■ 2023 ■ 2024 ■ 2025



ComicsPlus Kids: 1  
 ComicsPlus Teen: 1  
 ComicsPlus Full: 170  
 Overdrive: 17,244  
 Hoopla: 1,113  
 Hoopla Usage Cost: \$2,473.98

## HOLDINGS

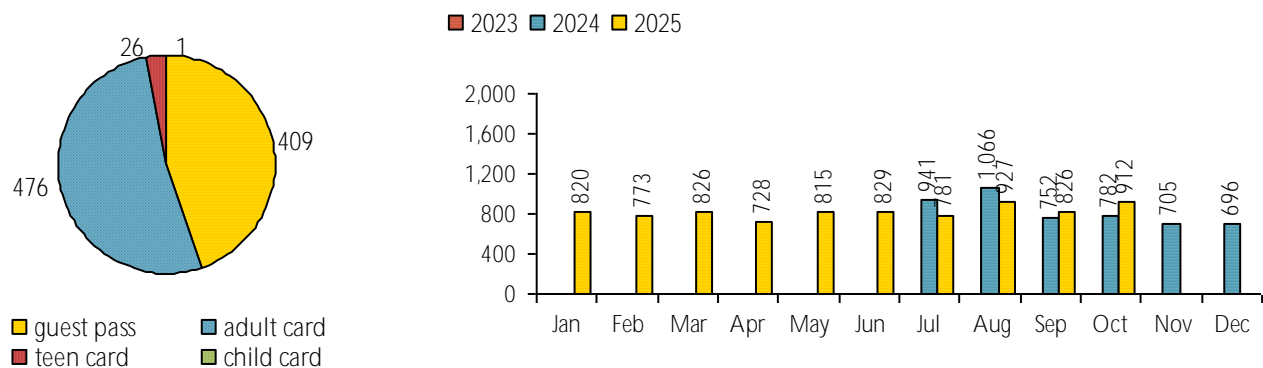


SERVICES

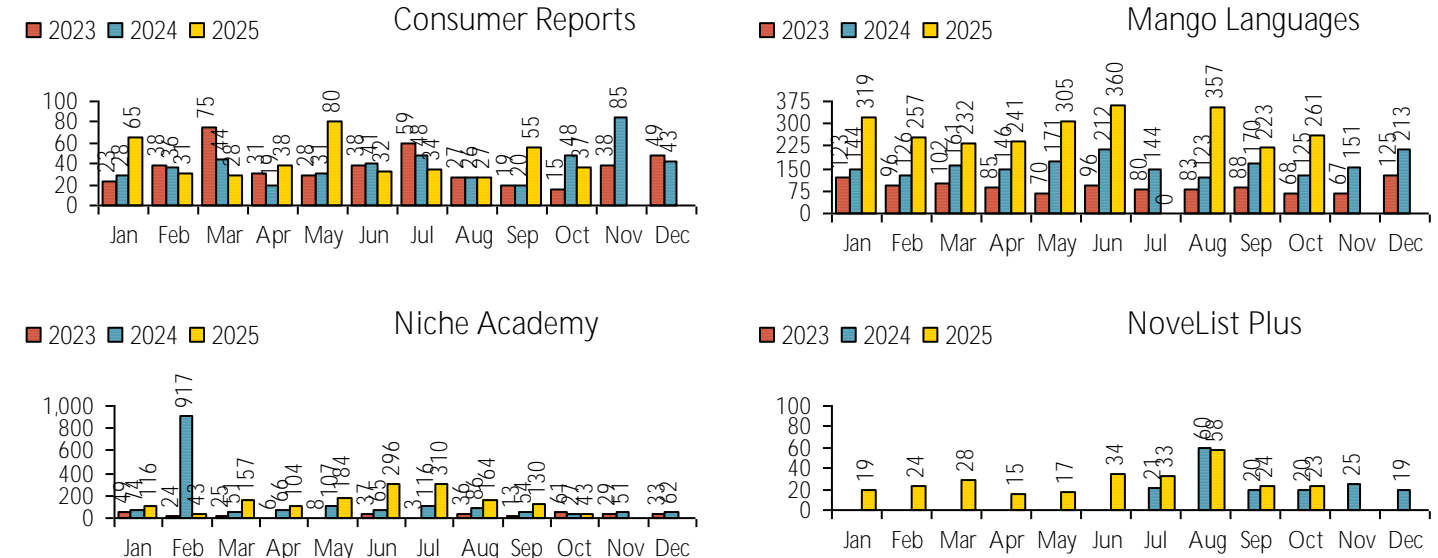
Meeting Room Usage (this month / year to date)

	hours occupied	percentage		hours occupied	percentage
Community A	30.3 / 235.3	16.2% / 10.1%	Bluebell	138.8 / 888.3	74.2% / 38.1%
Community B	17.5 / 157.8	9.4% / 6.8%	Lupine	118.5 / 1,058.0	63.4% / 45.3%
Community Combined	26.0 / 165.5	13.9% / 7.1%	Sunflower	142.3 / 894.3	76.1% / 38.3%
Quaking Aspen	85.0 / 655.0	45.5% / 28.1%	Blue Spruce	126.5 / 902.5	67.6% / 38.7%
Sego Lily	119.0 / 762.0	63.6% / 32.6%	Willow	125.5 / 836.0	67.1% / 35.8%
Makerspace	160.3 / 455.3	85.7% / 19.5%			
			Total Hours	1,089.5 / 7,009.8	
			Total Percentage	53.0% / 27.3%	

Computer Sessions 912

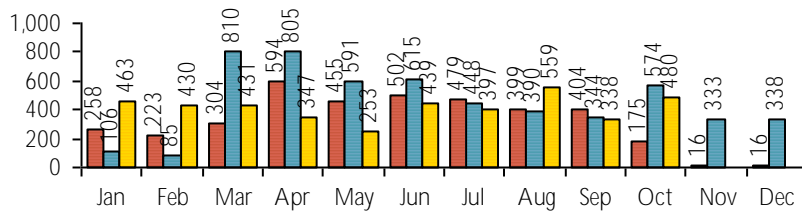


Purchased Database Usage



## Reference Transactions 480

2023 2024 2025



Pick-it-Up : 0  
Books by Mail : 3

## PROGRAMS

### Children

	programs	attendance
Storytime	13	888
Coloring Pages Given Out		1,555
1000 Books Before Kindergarten		22

	programs	people
Other Children's Programs	7	316
Other Programs: Kids Club (5), Creative Art & Drawing (1), Ghostly Scavenger Hunt (1)		

### Teen/Tween

	programs	attendance
Teen Tuesday	0	0
High School Outreach	0	0
Teen Book Club	1	7

	programs	people
Other Teen/Tween Programs	2	13
Other Programs: Teen Film Friday (1), Creative Art & Drawing (1)		

### Adult and General

	programs	attendance
Cache Garden Club	1	40
Cache Valley Historical Society	1	19
Chess Knight	0	0
Crafters Club	1	25
Creative Art / Drawing Group	1	15
Helicon West Live	2	49
Helicon West Previous Month Views		55
LSC Author Talks Live	4	39
LSC Author Talks Previous Month Views		596
Movie Night	0	0
Online Readers Circle	0	0
Swoon Society	1	41

	programs	people
Other Programs	13	600
Other Programs: Banned Books Week Activities (4), NoMas Legal (4), Cytiva STEM Night (1), Onigiri Workshop (1), Stokes Nature Center Big Read (1), Author Events (2)		