

Pat Campbell
Council Department Report
November 2025

I Attended the ULCT Conference last month; a variety of topics were presented and discussed including: disaster response, truth in taxation (where there was notable discussion suggesting that most small towns in Utah do not levy property taxes up to their maximum permissible limit), impact fees, and housing authorities.

Of interest: Gov Cox Housing Plan

https://governor.utah.gov/housing/?_kx=wnotvZyPXJ7NI7zdAu2U3D2VMI2bYwDu_RcjwuSbiaWE2LBczW2k53Bs0opl9Yrp.VVCcwX

Mosquito Abatement District

If you have mosquito concerns don't hesitate to request service using this website:


<https://www.swmosquito.org/service-request>

Here is the November Newsletter and financial report attached:

Dark Sky

The Artificial Light at Night (ALAN) Project gave a presentation during the October meeting. ALAN monitors light sources as it relates to the disruption of migratory bird patterns. See the slides here:

https://docs.google.com/presentation/d/1uuAqvhIxPet_TjGgQ3VBLpEGvYhu-M2ByJ7S13XaCO4/edit?usp=drivesdk



SOUTHWEST MOSQUITO ABATEMENT & CONTROL DISTRICT

OCTOBER 2025

BOARD MEMBER NEWSLETTER

October is finally here, and with it comes cooler mornings, shorter days, and eventually fewer mosquitoes buzzing around! While the drop in temperatures can bring some relief, our work at the District continues behind the scenes as we try to wrap up this crazy season and prepare for the next.

MOSQUITO SURVEILLANCE REPORT

Here are the trap numbers through October 10th, 2025:

Collections (adults):


- Total collected year-to-date- 28299 mosquitoes
- Comparison to last year- 39570 mosquitoes

Testing:

- Total vials tested year-to-date- 561
- Comparison from last year- 476
- Positive WNV/SLE/WEE pools to date- 3
- Comparison to last year- 0

Service Calls:

- Total service calls to date: 300 (with more coming)
- Comparison to last year: 155



CONTINUING THE FIGHT AGAINST AEDES AEGYPTI

The *Aedes aegypti* saga continues! This invasive mosquito has kept us busy, and we're still working hard to stay ahead of it. Recent news coverage in Washington County has helped raise awareness—but it's also led to a surge in service requests, even this late in the season. STG News was the first to publish a story, and we hadn't been notified by them that it was in the works. After that, other outlets reached out to us for interviews. Here's a link to a few of the articles:

- STG News: https://www.stgeorgeutah.com/news/ankle-biting-mosquito-found-in-washington-county-prompts-public-health-alert/article_34db8540-ae1-4c37-acce-3c1bddd3da6.html
- Salt Lake Tribune: https://www.stgeorgeutah.com/news/ankle-biting-mosquito-found-in-washington-county-prompts-public-health-alert/article_34db8540-ae1-4c37-acce-3c1bddd3da6.html

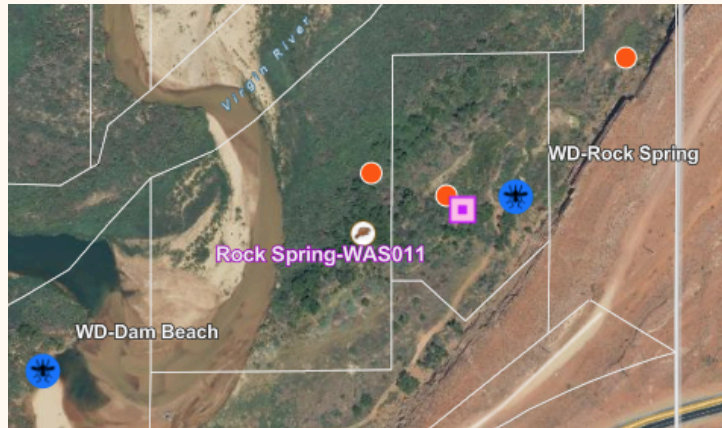
With recent warm weather and rain, it's no surprise these aggressive mosquitoes are still active. *Aedes aegypti* thrive in urban areas, breeding in even tiny bits of standing water—from buckets and flowerpots to pet dishes or bottle caps.

Our crews continue trapping, treating, and tracking mosquito activity throughout neighborhoods. While cooler months will slow them down, their eggs can survive our mild winters and hatch when conditions warm again.



WEST NILE TESTING UPDATE

We detected 3 positive West Nile virus (WNV) results for two consecutive weeks in mid-September. These positives were located in a secluded area above the Washington Diversion Dam. Since that time, we have not detected any additional positives, and based on the location and timing, we do not expect to see another positive from this area for the remainder of the season. While the risk remains low, we encourage residents to continue taking precautions: remove standing water, use screens, and apply mosquito repellent when outdoors.



About the Virus:

- West Nile virus is a mosquito-borne virus that can infect humans, birds, and some mammals.
- Most people infected do not show symptoms, but some may experience fever, headache, body aches, or rash. Severe cases can affect the nervous system and cause neurological illness.
- The virus is primarily spread by Culex mosquitoes, which become infected by feeding on birds carrying the virus.

Testing and Surveillance:

- Mosquito control agencies conduct routine mosquito trapping and testing to detect WNV in local mosquito populations.
- RT-PCR testing is done on mosquito pools to check for the presence of the virus.
- A positive result in mosquito testing indicates that WNV is present in the area and alerts residents and health officials to take precautions.
- Human WNV cases are reported separately by public health authorities and are monitored closely.

Positive mosquito pools in Utah : (compared to the 3 positive WNV pools at SWMACD)

- | | | |
|-------------------------|--------------------------|------------------------|
| • Box Elder County (25) | • Salt Lake County (250) | • Human cases YTD (47) |
| • Tooele County (5) | • Cache County (34) | ◦ 39 neuroinvasive |
| • Uintah County (15) | • Davis County (92) | ◦ 3 deaths (1 pending) |
| • Utah County (98) | • Duchesne County (3) | |
| • Weber County (20) | • Juab County (4) | • Positive horses (21) |
| • Moab County (1) | | |

Did You Know?

Only a small percentage of mosquitoes carry WNV, so most bites do not result in infection. Mosquito testing helps predict and prevent human cases by allowing timely control measures.

UPCOMING CONFERENCES

Our team is looking forward to attending important conferences this fall:

Utah Mosquito Abatement Association (UMAA) Fall Conference

When: October 27–29, 2025

Where: Sheraton Park City

This conference brings together mosquito control professionals from across the state to share the latest research, techniques, and strategies for effective mosquito management. Dalin Gunter & Tessa Richins will be presenting about *Aedes aegypti*. Sean will be sharing updates and innovations in a 3 minute lightning round.

Utah Association of Special Districts (UASD) Conference

When: November 5–7, 2025

Where: Hilton Garden Inn, Salt Lake City

At this event, our team will engage with other special districts to discuss operations, relevant laws, and best practices for serving our communities through the District.

Utah One Health Symposium

When: November 5, 2025

Where: Southern Utah University, Cedar City

This is a collaborative event focusing on the interconnected health of humans, animals, and the environment. Sean will be presenting with Travis Duran, Wildlife Project Director from the Shivwits Band of Paiutes, about rural area operations and public health challenges.



COMMUNICATIONS CORNER



As a reminder, we are less than a month away from our next Board meeting on November 13th held here at the District office. We also offer virtual attendance if you can't be here but want to attend. We will be reviewing the 2026 Proposed Budget and Capital Facilities Plan for 2026 prior to our budget meeting in December. We are sharing the budget draft with you today so you have time to look through it before our meeting. The rest of the meeting docs will be sent out as usual before the meeting.

As the season winds down, we want to thank our community for staying vigilant and reporting mosquito activity. Your help allows us to respond quickly and keep neighborhoods safe. Thanks for reminding people to eliminate standing water, use screens and repellents, and stay informed about local mosquito updates.

A big thank you to the Board—your support helps us stay ahead of mosquitoes and safeguard our community!



2026 Proposed Budget

General Fund	2023 Actual	2024 Actual	2025 Original	2025 Year- to Date	2026 Proposed	Notes
TOTAL REVENUE	887,975	956,039	970,000	117,330	1,011,000	
Current Property Tax	764,114	814,637	815,149	19,822	849,815	<tax rate
Fee Assessed Taxes	48,653	51,565	50,000	32,425	50,000	
Misc Tax Collection	8,122	3,312	4,500	532	3,500	
Prior Year Property Tax Redemption	21,288	32,563	30,000	30,031	31,000	
Penalties and Interest	899	3,460	4,000	3,010	3,500	
Intergovernmental Revenue	291	340	0	0	0	
Equipment Revenue	33,786	8,060	8,000	10,000	15,000	
Interest Income	8,821	42,052	45,000	21,511	45,000	
CDA/RDA Taxes	0	0	12,000	0	12,000	
Misc Revenue	2,001	50	1,351	0	1,185	
Fund Balance Appropriations	0	0	0	0	0	
TOTAL EXPENSES	757,864	839,332	970,000	548,498	1,011,000	
Salary & Wages	345,758	452,318	545,000	318,012	545,000	
Employee Benefits	124,835	146,053	165,000	94,947	165,000	
Unemployment Benefits	353	0	5,000	0	5,000	
Public Notices	0	0	500	0	500	
Office Supplies	2,143	2,181	2,500	1,615	2,500	
Utilities	4,136	3,880	4,000	1,810	4,000	
Telephone	1,673	1,981	3,000	655	4,000	
Professional Services	28,649	29,640	35,000	28,513	45,000	
Building Maintenance	256	201	5,000	94	5,000	
Surveillance	3,904	5,584	8,000	5,479	8,000	
Lab	4,401	2,520	3,000	1,977	3,000	
Education & Training	10,659	16,163	18,000	4,755	18,000	
Scholarships	-	1,500	6,000	-	6,000	
Pesticides	29,273	23,786	30,000	12,435	40,000	
Insurance	15,632	12,107	15,000	12,826	17,000	
Vehicle Operations	23,234	25,843	32,000	14,264	40,000	
Misc Expenses	1,995	1,438	3,000	582	3,000	
Safety	938	1,056	3,000	1,429	3,000	
Equipment Purchase	40,965	4,489	50,000	44,607	60,000	
Equipment under \$1,000	6,160	8,591	8,000	4,498	8,000	
CDA/RDA Remittance Expenses	12,900	0	12,000	0	12,000	
Contingent Expense	0	0	17,000	0	17,000	
Transfer to Capital Projects	100,000	100,000	0	0	0	
Bond Issuance Cost	0	0	0	0	0	
Capital Projects Fund	2022 Actual	2024 Actual	2025 Original	2025 Year- to Date	2026 Proposed	
TOTAL REVENUE	111,337	149,340		23,711	45,000	
Transfer from Fund Balance						
Transfer from General Fund	100,000	100,000				
Interest Income	11,337	49,340	30,000	23,711	45,000	
TOTAL EXPENSES	0	0	5,000	0	5,000	
Misc Expense						
Contingent Capital Projects	0	0	5,000	0	5,000	