

9-8-25

## Student 3-12th grade 4-day School Week Evaluation

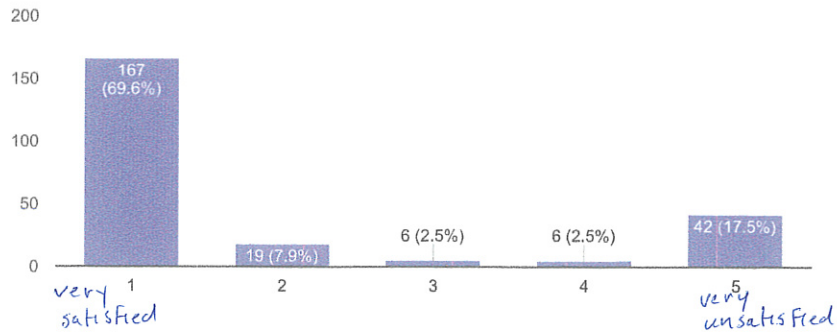
241 responses

### 1. Overall Satisfaction

[Copy](#)

On a scale from 1 to 5, how satisfied are you with the 4-day school week format?

240 responses

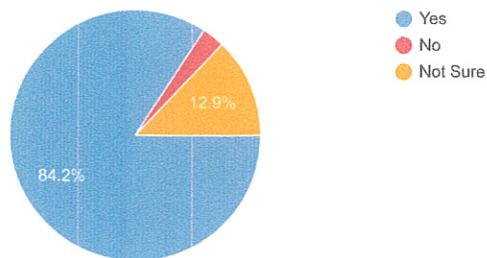


### 2. Impact on Learning

[Copy](#)

Do you feel that the 4-day school week has positively impacted your academic performance?

240 responses

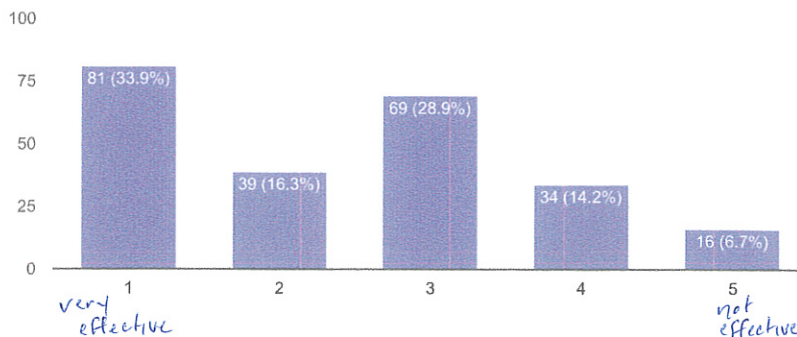


### 3. Effectiveness of Friday Tutoring

[Copy](#)

How effective do you find the Friday tutoring sessions in helping you understand your subjects better?

239 responses

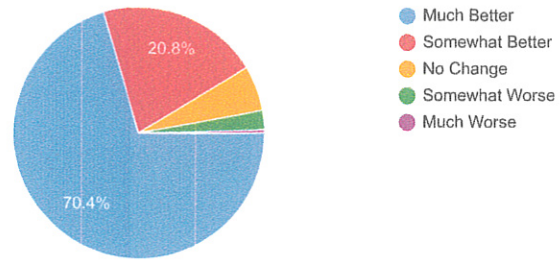


#### 4. Time Management

How has the 4-day school week affect your ability to manage your time for studying and completing assignments?

 Copy

240 responses



8-13-25

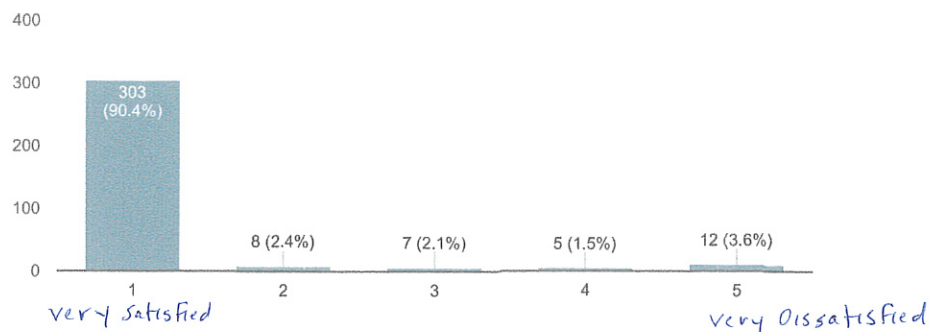
## 4-day School Week Parent Evaluation

336 responses

1. Overall Satisfaction: How satisfied are you with the four-day school week format compared to the traditional five-day schedule?

 Copy

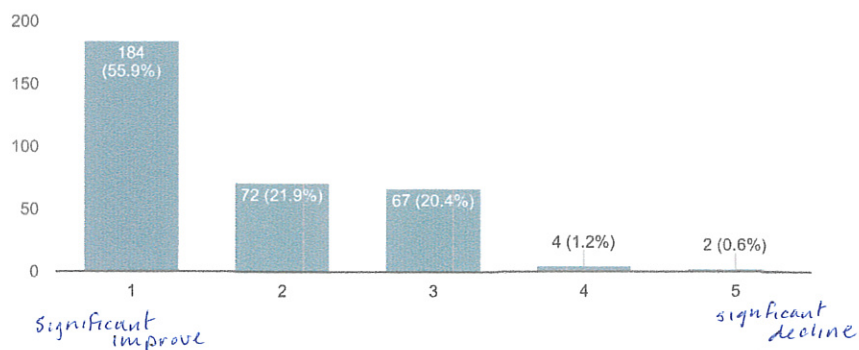
335 responses



2. Academic Performance: Have you noticed any changes in your child's academic performance since the implementation of the four-day school week with Friday tutoring?

 Copy

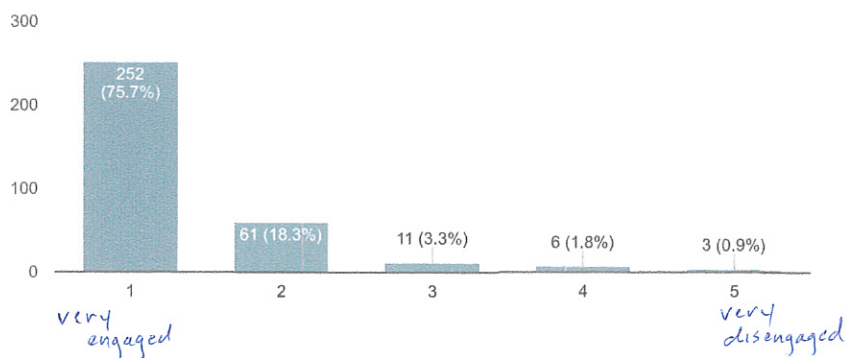
329 responses



3. Engagement Levels: How engaged do you feel your child is with their schoolwork and learning on the 4 day schedule?

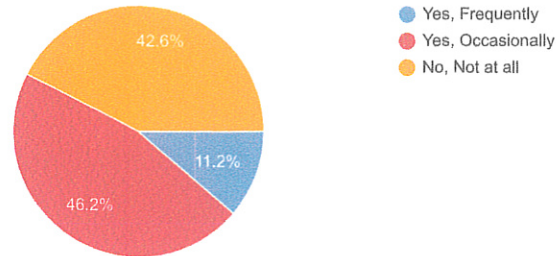
 Copy

333 responses



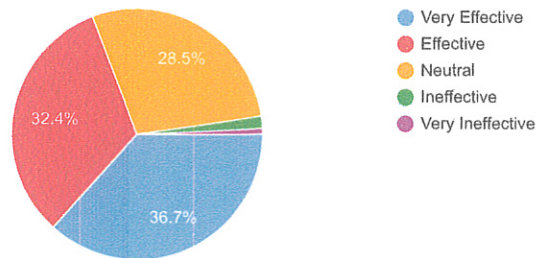
4. **\*\*Utilization of Friday Tutoring\*\***: Has your child participated in the tutoring and support offered on Fridays?

329 responses



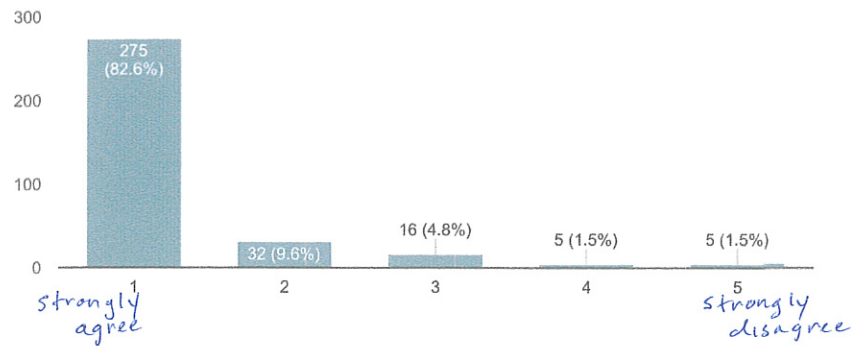
5. **Impact of Tutoring**: Has your child participated in Friday support? (Yes/No) If yes, have you found it to be effective in supporting your child's learning?

256 responses



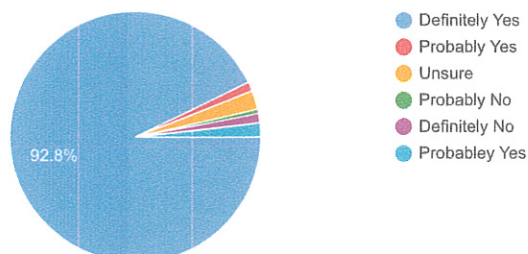
6. **Social and Emotional Well-being**: Do you believe that the four-day school week has positively impacted your child's social and emotional well-being?

333 responses



7. **Future Preferences**: Would you prefer to continue with the four-day school week and Friday tutoring?

335 responses



8-13-15

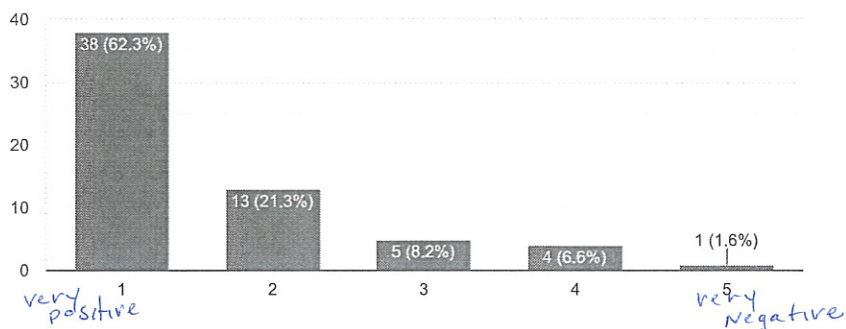
# Teacher 4-day School Week Evaluation

61 responses

 Copy

1. Impact on Instruction: How has the 4-day school week affected your ability to plan and deliver effective instruction?

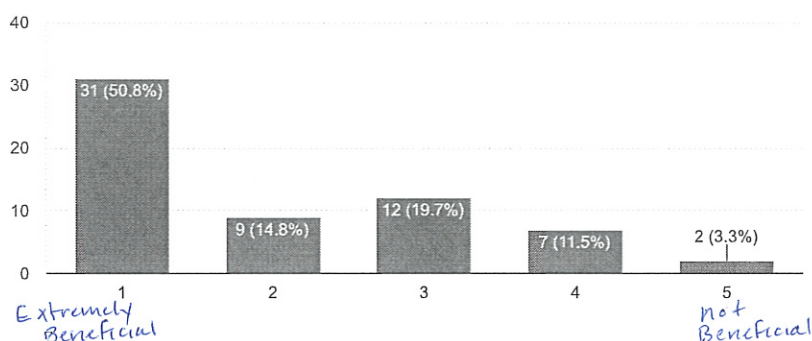
61 responses




2. Professional Development: How beneficial do you find the designated Fridays for teacher development in enhancing your teaching skills and strategies?

 Copy

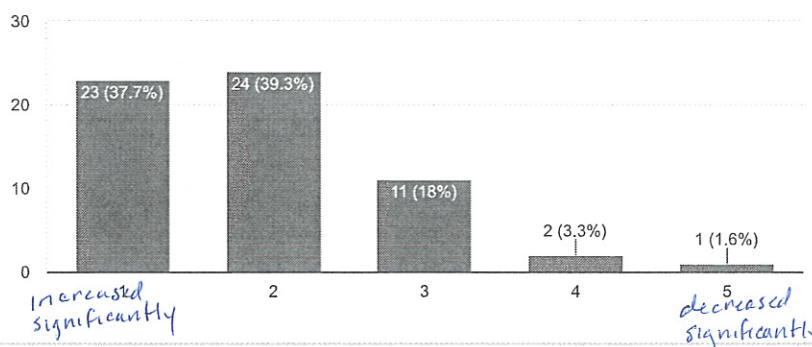
61 responses




3. Student Engagement: In your observation, how has the 4-day school week influenced student engagement and participation during the school days?

 Copy

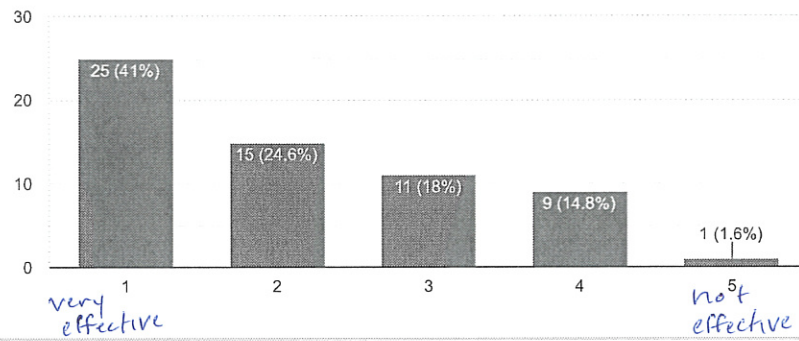
61 responses




4. Tutoring Effectiveness: How effective do you believe the tutoring sessions on Fridays have been in supporting students' learning needs?

 Copy

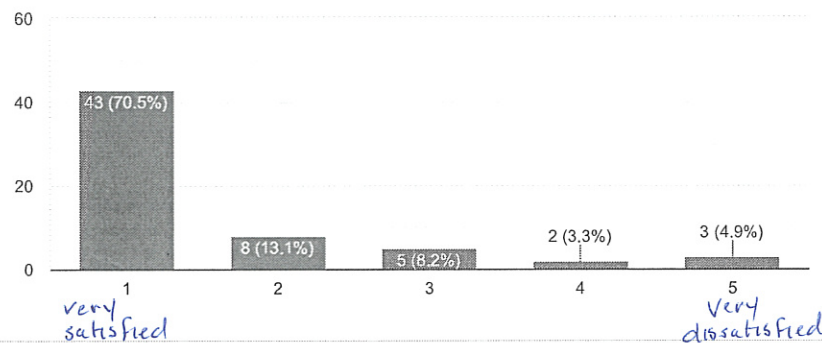
61 responses



5. Overall Satisfaction: Overall, how satisfied are you with the 4-day school week structure?

 Copy

61 responses



This content is neither created nor endorsed by Google. - [Contact form owner](#) - [Terms of Service](#) - [Privacy Policy](#)

Does this form look suspicious? [Report](#)

Google Forms





SCHOOL YEAR 2024-25	Student Info				Time		Benefit to the Students						
	Students	Expected	% Expected	Attend Rec Needed	Total	Ave Time/St	Understanding	Homework	Assessment	Rehearsal	Service	Enrichment	Practice
8-23-24	47	37	78.70%	5	109:01:00	2:19:00	11	14	4	60	0	0	0
9-13-24	83	53	63.90%	46	183:47:00	2:12	7	23	26	55	0	0	0
9-20-24	170	107	62.90%	122	162:25:00	:57	36	44	56	65	0	0	0
9-27-24	337	132	39.20%	223			9	28	13	70	0	0	0
10-4-24	186	121	65.10%	94	499:53:00	2:41	10	29	44	70	0	0	0
10-11-24	201	125	62.20%	132			21	73	51	72	0	0	0
10-18-24	41	15	36.60%	32	768:11:00	18:44:00	2	11	1	89	0	0	0
10-25-24	151	52	34.40%	86	125:27:00	:49	37	51	45	88	0	0	0
11-1-24	88	53	60.20%	29	124:01:00	1:24:00	4	16	13	55	0	0	0
11-8-24	220	73	33.20%	121	228:31:00	1:02:00	23	78	58	75	0	0	0
11-15-24	144	4	2.80%	93			6	27	27	70	0	0	0
11-22-24	169	87	51.50%	96	362:02:00	2:09	24	58	40	70	0	0	0
12-6-24	178	94	52.80%	124			37	73	51	89	0	0	0
12-13-24	250	71	28.40%	164			48	97	75	90	0	0	0
1-10-25	102	63	61.80%	21			7	20	4	50	0	0	0
1-31-25	77	30	39.00%	24	100:08:00	1:18:00	3	11	8	55	0	0	0
2-7-25	308	144	46.80%	179			26	11	8	70	0	0	0
2-14-25	81	52	64.20%		105.5	1:18	0	0	1	70	0	0	0
2-28-25	201	61	30.03%	119	216.55	1:04:00	36	76	55	78	0	0	0
3-7-25	221	107	48.40%	145			22	69	81	65	0	0	0
3-14-25	141	82	58.20%	10			0	9	3	56	0	0	0
3-21-25	81	16	19.80%	29	66:54:00	:49	9	21	11	70	0	0	0
4-11-25	114	55	48.20%	47	233:59:00	2:03	5	22	34	78	0	0	0
4-18-25	75	29	38.70%	20	68.16	:54	5	13	9	76	0	0	0
4-25-25	127	29	22.80%	64	91:47:00	:43	10	43	24	77	0	0	0
5-2-25	99	26	26.30%	26	113:34:00	1:08	4	11	17	70	0	0	0
5-9-25	117	32	27.40%	88			18	44	44	70	0	0	0
Totals	4009	1750	1203.53%	2139	12534:42:24	37:22:00	420	972	803	1903	0	0	0

SCHOOL YEAR 2023-24	Student Info				Time		Benefit to the Students						
	Students	Expected	% Expected	Attend Rec Needed	Total	Ave Time/St	Understanding	Homework	Assessment	Rehearsal	Service	Enrichment	Practice
9-29-23	134	23	17.20%	72	156:11:00	1:09:00	38	57	65	82	0	10	0
10-6-23	210	79	37.60%	74	176:26:00	:50	84	83	92	70	0	0	0
10-13-23	107	86	80.40%	38	267:05:00	2:29:00	33	10	14	65	10	28	0
10-20-23	77	9	11.70%	19	66:14:00	:51	7	16	19	70	0	0	0
10-27-23	75	48	64.00%	10	55:43:00	:44	12	19	11	70	0	0	0
11-10-23	98	15	15.30%	25	91:38:00	:56	15	32	12	79	2	0	0
11-17-23	154	75	48.70%	78	168:24:00	1:05:00	29	55	44	70	0	0	0
12-1-23	133	67	50.40%	40	439:47:00	3:42:00	37	52	12	65	0	0	0
12-8-24	142	89	62.70%	68	262:00:00	1:50:00	19	10	11	68	2	33	0
12-15-23	198	76	38.40%	85			28	60	54	60	0	0	0
1-19-24	126	43	34.10%	43	308:59:00	2:27:00	13	64	23	40	0	0	0
1-26-24	176	111	63.10%	33	352:13:00	2	12	31	35	70	0	0	0
2-2-24	130	1003	79.20%	18	239:08:00	1:50:00	2	14	15	75	0	0	0
2-9-24	61	32	52.50%	5	41:1	:40	1	2	2	70	0	0	0
2-16-24	97	82	84.50%	0	240:40:00	2:38:00	0	0	0	70	0	0	0
2-23-24	134	50	37.30%	34	200:28:00	1:29:00	19	55	25	70	0	0	0
3-1-24	101	50	49.50%	29	106:30:00	1:03:00	9	26	27	70	0	0	0
3-8-24	167	60	35.90%	69	97:36:00	:35	7	46	59	70	0	0	0
3-15-24	72	23	31.90%	11	82:44:00	1:08:00	2	5	19	69	0	0	0
3-22-24	95	8	8.40%	25			10	23	17	72	0	0	0
4-12-24	108	28	25.90%	27			5	26	27	55	0	0	0
4-19-24	95	41	43.20%	24	95:29:00	1	7	35	17	56	0	0	0
4-26-24	123	35	28.50%	50	91:18:00	:44	1	37	25	70	0	0	0
5-3-24	66	9	13.80%	16	61:37:00	:56	2	11	9	70	0	0	0
5-10-24	126	44	34.90%	38	294:03:00	2:20	11	39	35	50	0	0	0
Totals	3005	2186	1049.10%	931	3854:13:00	95:10:00	403	808	669	1676	14	71	0