

2025 MUNICIPAL PRIMARY ELECTION


TREMONTON

Total registered voters:	5496
Total ballots cast:	1686
Total percentage voted:	30.68
Ballots counted on election night:	1024
Percentage counted on election night:	18.63
Ballots received after August 12, 2025, 8:00 p.m. and not counted:	8

There were 3 voted provisional ballots counted and 0 provisional ballot not counted.

PROVISIONAL BALLOT REPORT

Provisional ballots counted:	3
Provisional ballots not counted:	0



Marla R. Young
Box Elder County Clerk/Election Officer

Summary Results Report
Municipal Primary Election
August 12, 2025

OFFICIAL RESULTS
TREMONTON
Box Elder County, Utah

Statistics

TOTAL

Election Day Precincts Reporting	6 of 6
Precincts Complete	0 of 6
Precincts Partially Reported	6 of 6
Absentee/ Early Precincts Reporting	6 of 6
Registered Voters - Total	5,496
Ballots Cast - Total	1,686
Ballots Cast - Blank	0
Voter Turnout - Total	30.68%

Tremonton City Mayor

Vote For 1

TOTAL

RALPH CRAVEN	0
ALEXANDER ROSS	79
BRET G. ROHDE	773
JED R. ABBOTT	279
LYLE N HOLMGREN	500
Total Votes Cast	1,631
Contest Totals	1,686

Tremonton City Council

Vote For 2

TOTAL

BRYAN BOLINGBROKE	531
BRENT ROBERT JEX	585
NORMAN R KAY	377
BEAU LEWIS	986
BRANDON VONK	512
Total Votes Cast	2,991
Contest Totals	3,371

Tremonton City Council (Two Year Term)

Vote For 2

TOTAL

KRISTIE BOWCUTT	795
WESLEY ESTEP	547
LILLIAN AUBLE	160
SARA MUNNS	0
JAMI POPPLETON	503
SHARRI OYLER	869
Total Votes Cast	2,874
Contest Totals	3,373

R. Purdum
M. Young

Summary Results Report
Municipal Primary Election
August 12, 2025

OFFICIAL RESULTS
PRECINCT LEVEL RESULTS
Box Elder

Tremonton 1

Statistics	TOTAL
Registered Voters - Total	971
Ballots Cast - Total	445
Ballots Cast - Blank	0
Voter Turnout - Total	45.83%

Tremonton City Mayor

Vote For 1

	TOTAL
RALPH CRAVEN	0
ALEXANDER ROSS	6
BRET G. ROHDE	231
JED R. ABBOTT	48
LYLE N HOLMGREN	148
Overvotes	4
Undervotes	8
Contest Totals	445

Tremonton City Council

Vote For 2

	TOTAL
BRYAN BOLINGBROKE	69
BRENT ROBERT JEX	190
NORMAN R KAY	63
BEAU LEWIS	302
BRANDON VONK	153
Overvotes	0
Undervotes	113
Contest Totals	890

Tremonton City Council (Two Year Term)

Vote For 2

	TOTAL
KRISTIE BOWCUTT	180
WESLEY ESTEP	187
LILLIAN AUBLE	21
SARA MUNNS	0
JAMI POPPLETON	102
SHARRI OYLER	253
Overvotes	39
Undervotes	108
Contest Totals	890

Summary Results Report
Municipal Primary Election
August 12, 2025

OFFICIAL RESULTS
PRECINCT LEVEL RESULTS
Box Elder

Tremonton 2

Statistics	TOTAL
Registered Voters - Total	754
Ballots Cast - Total	199
Ballots Cast - Blank	0
Voter Turnout - Total	26.39%

Tremonton City Mayor

Vote For 1

	TOTAL
RALPH CRAVEN	0
ALEXANDER ROSS	17
BRET G. ROHDE	69
JED R. ABBOTT	36
LYLE N HOLMGREN	68
Overvotes	7
Undervotes	2
Contest Totals	199

Tremonton City Council

Vote For 2

	TOTAL
BRYAN BOLINGBROKE	74
BRENT ROBERT JEX	59
NORMAN R KAY	53
BEAU LEWIS	104
BRANDON VONK	60
Overvotes	2
Undervotes	46
Contest Totals	398

Tremonton City Council (Two Year Term)

Vote For 2

	TOTAL
KRISTIE BOWCUTT	99
WESLEY ESTEP	64
LILLIAN AUBLE	23
SARA MUNNS	0
JAMI POPPLETON	70
SHARRI OYLER	86
Overvotes	17
Undervotes	39
Contest Totals	398

Tremonton 3

Statistics	TOTAL
Registered Voters - Total	1,019
Ballots Cast - Total	258
Ballots Cast - Blank	0
Voter Turnout - Total	25.32%

Tremonton City Mayor

Vote For 1

	TOTAL
RALPH CRAVEN	0
ALEXANDER ROSS	19
BRET G. ROHDE	91
JED R. ABBOTT	68
LYLE N HOLMGREN	68
Overvotes	12
Undervotes	0
Contest Totals	258

Tremonton City Council

Vote For 2

	TOTAL
BRYAN BOLINGBROKE	107
BRENT ROBERT JEX	88
NORMAN R KAY	56
BEAU LEWIS	138
BRANDON VONK	68
Overvotes	0
Undervotes	59
Contest Totals	516

Tremonton City Council (Two Year Term)

Vote For 2

	TOTAL
KRISTIE BOWCUTT	127
WESLEY ESTEP	75
LILLIAN AUBLE	24
SARA MUNNS	0
JAMI POPPLETON	91
SHARRI OYLER	133
Overvotes	14
Undervotes	52
Contest Totals	516

Summary Results Report
Municipal Primary Election
August 12, 2025

OFFICIAL RESULTS
PRECINCT LEVEL RESULTS
Box Elder

Tremonton 4

Statistics

	TOTAL
Registered Voters - Total	1,330
Ballots Cast - Total	303
Ballots Cast - Blank	0
Voter Turnout - Total	22.78%

Tremonton City Mayor

Vote For 1

	TOTAL
RALPH CRAVEN	0
ALEXANDER ROSS	19
BRET G. ROHDE	138
JED R. ABBOTT	36
LYLE N HOLMGREN	99
Overvotes	8
Undervotes	3
Contest Totals	303

Tremonton City Council

Vote For 2

	TOTAL
BRYAN BOLINGBROKE	90
BRENT ROBERT JEX	117
NORMAN R KAY	53
BEAU LEWIS	183
BRANDON VONK	92
Overvotes	0
Undervotes	70
Contest Totals	605

Tremonton City Council (Two Year Term)

Vote For 2

	TOTAL
KRISTIE BOWCUTT	130
WESLEY ESTEP	88
LILLIAN AUBLE	42
SARA MUNNS	0
JAMI POPPLETON	84
SHARRI OYLER	138
Overvotes	35
Undervotes	90
Contest Totals	607

Summary Results Report
Municipal Primary Election
August 12, 2025

OFFICIAL RESULTS
PRECINCT LEVEL RESULTS
Box Elder

Tremonton 5

Statistics	TOTAL
Registered Voters - Total	949
Ballots Cast - Total	338
Ballots Cast - Blank	0
Voter Turnout - Total	35.62%

Tremonton City Mayor

Vote For 1

	TOTAL
RALPH CRAVEN	0
ALEXANDER ROSS	12
BRET G. ROHDE	190
JED R. ABBOTT	57
LYLE N HOLMGREN	72
Overvotes	6
Undervotes	1
Contest Totals	338

Tremonton City Council

Vote For 2

	TOTAL
BRYAN BOLINGBROKE	123
BRENT ROBERT JEX	87
NORMAN R KAY	120
BEAU LEWIS	189
BRANDON VONK	88
Overvotes	0
Undervotes	69
Contest Totals	676

Tremonton City Council (Two Year Term)

Vote For 2

	TOTAL
KRISTIE BOWCUTT	194
WESLEY ESTEP	86
LILLIAN AUBLE	43
SARA MUNNS	0
JAMI POPPLETON	105
SHARRI DYLER	163
Overvotes	24
Undervotes	61
Contest Totals	676

Tremonton 6

Statistics	TOTAL
Registered Voters - Total	473
Ballots Cast - Total	143
Ballots Cast - Blank	0
Voter Turnout - Total	30.23%

Tremonton City Mayor

Vote For 1

	TOTAL
RALPH CRAVEN	0
ALEXANDER ROSS	6
BRET G. ROHDE	54
JED R. ABBOTT	34
LYLE N HOLMGREN	45
Overvotes	3
Undervotes	1
Contest Totals	143

Tremonton City Council

Vote For 2

	TOTAL
BRYAN BOLINGBROKE	68
BRENT ROBERT JEX	44
NORMAN R KAY	32
BEAU LEWIS	70
BRANDON VONK	51
Overvotes	0
Undervotes	21
Contest Totals	286

Tremonton City Council (Two Year Term)

Vote For 2

	TOTAL
KRISTIE BOWCUTT	65
WESLEY ESTEP	47
LILLIAN AUBLE	7
SARA MUNNS	0
JAMI POPPLETON	51
SHARRI OYLER	96
Overvotes	3
Undervotes	17
Contest Totals	286

Zero Report

1 of 2

Machine ID: A Machine #: 4517123097

Box Elder County, Utah
Municipal Primary Election
08/12/2025

08/11/2025 11:53:14

First Ballot Date Time:

Total Sheets Processed: 0

Last Ballot Date Time:

Total Ballots Cast: 0

Blank Sheets Cast: 0

Contest	Votes
Brigham City Council	
(Vote For 2)	
PHILIP ZIESENISS	0
LYLE BRENDAN WHEELER	0
JEFFREY NASSON	0
CHRISTINE E. NIELSON	0
MATTHEW JENSEN	0
RYAN D SMITH	0
MATTHEW J HUTCHINGS	0
Over Votes	0
Under Votes	0
Total	0

Deweyville Town Mayor

(Vote For 1)

CRAIG AHLMER BURBANK	0
CURTIS G WHITEFORD	0
HAZEN L. SEDGWICK	0
Over Votes	0
Under Votes	0
Total	0

Howell Town Mayor

(Vote For 1)

BRUCE A MORRIS	0
BYRON JAMES TUCK	0
BRADLY LAWRENCE HAWKES	0
Over Votes	0
Under Votes	0
Total	0

Mantua Town Council

(Vote For 2)

CHERYL BURGAN	0
BRYCE RYAN COY	0
SCOTT ROSS	0
TED H. JEPPSEN	0
DAVID ORNELAS	0
Over Votes	0
Under Votes	0
Total	0

Tremonton City Mayor

(Vote For 1)

RALPH CRAVEN	0
--------------	---



M. Young
R. Rudolph

Zero Report

2 of 2

Machine ID: A Machine #: 4517123097

Box Elder County, Utah
Municipal Primary Election
08/12/2025

08/11/2025 11:53:14

First Ballot Date Time:

Total Sheets Processed: 0

Last Ballot Date Time:

Total Ballots Cast: 0

Blank Sheets Cast: 0

Contest	Votes
ALEXANDER ROSS	0
BRET G. ROHDE	0
JED R. ABBOTT	0
LYLE N HOLMGREN	0
Over Votes	0
Under Votes	0
Total	0

Tremonton City Council

(Vote For 2)

BRYAN BOLINGBROKE	0
BRENT ROBERT JEX	0
NORMAN R KAY	0
BEAU LEWIS	0
BRANDON VONK	0
Over Votes	0
Under Votes	0
Total	0

Tremonton City Council (Two Year Term)

(Vote For 2)

KRISTIE BOWCUTT	0
WESLEY ESTEP	0
LILLIAN AUBLE	0
SARA MUNNS	0
JAMI POPPLETON	0
SHARRI OYLER	0
Over Votes	0
Under Votes	0
Total	0



2025 Canvass - Audit Certification Report

County: Box Elder

Election: 2025 Municipal Primary

Paper Ballot Audit Summary

1. Number of paper ballots processed: 4252
2. Number of ballots audited: 192
3. List the contests on the ballot that were audited:

Tremonton City Mayor

Tremonton City Council

Tremonton City Council (2 year term)

Were there any differences between the tabulation software and the votes marked on the paper ballots?

☒ Yes ☐ No (*If YES, please attach an explanation of any inconsistencies)

DRE Machine Audit Summary (complete only if applicable)

1. Number of voting machines used in the election: _____
2. Number of polling places used for the election: _____
3. Number of voting machines audited: _____
4. Were tamper-evident seals affixed to all journal tape canisters? ☐ Yes ☐ No
(*If no, please attach copies of the journal tape logs for the applicable canisters)
5. Did all machine serial numbers match when the canisters were installed and removed? ☐ Yes ☐ No
(*If no, please attach copies of the journal tape logs for the applicable canisters)
6. Did any tape seals on the journal tape canisters show evidence of tampering? ☐ Yes ☐ No
(*If yes, please attach copies of the logs for the applicable canisters)
7. Were there any differences between the machine results and hand-counted results for any audited machine? ☐ Yes ☐ No *If yes, please attach copies of the hand count logs for the applicable canisters)

Signature Affidavit Audit Summary

Total number of signature affidavits audited: 43

Did the signature audit reveal any inconsistencies between a signature's initial verification and the audit?
☐ Yes ☒ No (*If YES, please attach an explanation of any inconsistencies)



2025 Canvass - Audit Certification Report

☒ Yes ☐ No I certify that the audits described above were conducted according to the audit policy. This includes ensuring that all election workers and auditors completed the required training, were sworn in, and that each auditor signed an affidavit for the work they audited.

☒ Yes ☐ No I certify that I have reviewed the number of vote histories recorded in VISTA and they closely match the number of ballots counted in my county during this election.

Number of ballots counted: 4252

Number of vote histories: 4252

Difference: 0

Explain any differences:

☒ Yes ☐ No I certify that I have properly maintained chain of custody controls as outlined in 20A-3a-401.1 and Rule 623-8.

☒ Yes ☐ No I certify that I have properly maintained the voter list in accordance with state and federal laws (20A-3a-404(2)).

☒ Yes ☐ No I complied with the requirements of the software validation rule R623-7: "before using any voting equipment, and before each election, the election officer shall verify that the firmware version on any voting equipment matches the firmware version that is certified by the EAC."

County Clerk Signature:

Marcia Young

Date:

Aug 18, 2025

Box Elder County Canvass Statistics

August 12, 2025

Section 1 - Ballot Statistics

1A	26.6%	Voter Turnout
1B	15989	Active voters (Official Numbers Thursday before Election Day)
1C	4124	Number of counted ballots (Mail or Drop Box)
1D	120	Number of counted ballots (In-person)
1E	4	Number of ballots that were returned electronically (UOCAVA/disability)
1F	4	Number of counted ballots (Provisional)
1G	4252	Total number of ballots counted
1H	Yes	Does total ballots counted match the number of voters given vote history in VISTA
1I		If no, what is the difference

1L Explain:

Section 2: Challenged and Uncounted Ballot Statistics

2A	22	Number of envelopes with a signature that does not match the voter's signature
2B	14	Number of unsigned envelopes
2C	1	Number of challenged ballots for other curable reasons
2D	56	Total number of ballots that were challenged (cured and not cured combined)
2E	37	Total number of curable that were not cured
2F	66.1%	Percentage of ballots that were not cured
2G	0	Total number of ballots where the voter submitted a disability affidavit*

Section 3: Rejected ballot statistics (ballots that cannot be cured)

3A	26	Number of ballots that were returned after the postmark deadline
3B	0	Number of ballots rejected for other non-curable reasons
3C	26	Total number of rejected that were not curable
3D		Percentage of ballots that were returned as undeliverable

Section 4: Provisional ballot statistics

4A	5	Number of provisional ballots issued
4B	4	Number of provisional ballots counted
4C	1	Total Number of provisional ballots not counted
4D	1	Already Voted
4E		Insufficient ID
4F		Unsigned
4G		Incomplete Form
4H		Other
4I	80.0%	Percentage of provisionals that were counted
4J	5	Number of provisional ballots that are same-day registration

Section 5: County Clerk Certification

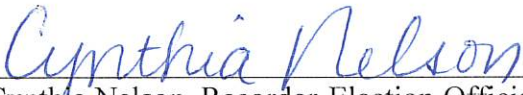
Marla Young

I certify that the information contained in this report is true and accurate.

CERTIFICATION

The undersigned duly elected officials of Tremonton City, meeting as a Board of Canvassers for Tremonton City, Utah, hereby certify that the attached tabulation is declared to be the OFFICIAL RESULTS of the Primary Election held in Tremonton City, Utah on August 12, 2025, as determined by an Official Canvass conducted by Cynthia Nelson, Tremonton City Recorder-Election Official, in a meeting duly called, pursuant to Utah Code 20A-4-304, for that purpose on August 26, 2025 at 7:00 p.m.

Dated this 26th day of August, 2025.



Cynthia Nelson, Recorder-Election Official


Lyle Holmgren, Mayor


Wesley Estep, City Councilmember


Bret Rohde, City Councilmember


Beau Lewis, City Councilmember


Brandon Vonk, City Councilmember


Blair Westergard, City Councilmember