



**Board Meeting of the  
Board of Trustees  
October 14, 2025**

**January 21, 2025  
February 18, 2025  
March 18, 2025  
April 15, 2025  
May 20, 2025  
June 17, 2025**

**July 15, 2025  
August 19, 2025  
September 23, 2025  
October 14, 2025  
November 18, 2025  
*December 16, 2025(if needed)***



# GRANGER-HUNTER IMPROVEMENT DISTRICT

## **ACRONYMS AND ABBREVIATIONS**

<b>ACRONYM OR ABBREVIATION</b>	<b>DEFINITION</b>
ACH	Automated Clearing House
AF	Acre-feet or Acre-foot
AMI	Advanced Metering Infrastructure
AMZN	Amazon
A/R	Accounts Receivable
A/P	Accounts Payable
APWA	American Public Works Association
ASR	Aquifer Storage and Recovery
AWWA	American Water Works Association
AWWAIMS	American Water Works Association Intermountain Section
BOD	Biological Oxygen Demand
BRIC	Building Resilient Infrastructure and Communities
CC	Credit Card
CCTV	Closed Circuit Television
CDA	Community Development Area
CFS	Cubic Feet per Second
CFO	Chief Financial Officer
CIP	Construction-in-Process/Capital Improvement Project
COS	Cost-of-Service
CRA	Community Reinvestment Area
CRWUA	Colorado River Water Users Association
CUP	Central Utah Project
CUPCA	Central Utah Project Completion Act
CUWCD	Central Utah Water Conservancy District
CVWRF	Central Valley Water Reclamation Facility
CWP	Central Utah Water Development Project
CWS	Community Water Systems
CWSRF	Clean Water State Revolving Fund
DBP	Disinfection By-product
DDW	Utah Division of Drinking Water
DEQ	Utah Department of Environmental Quality
DNR	Utah Department of Natural Resources
DOI	Department of Interior
DWQ	Utah Division of Water Quality
DWRe	Utah Division of Water Resources
DWRi	Utah Division of Water Rights
EA	Environmental Assessment
EIS	Environmental Impact Statement



EOC	Emergency Operations Center
EMOD	Experience Modification Factor
EMP	Employee
EPA	United States Environmental Protection Agency
ERP	Emergency Response Plan/Enterprise Resource Planning
ERU/ERC	Equivalent Residential Unit/Equivalent Residential Connection
FA	Fixed Assets
FEMA	Federal Emergency Management Agency
FOG's	Fats, Oil, & Grease
FRA	Fraud Risk Assessment
GFOA	Government Finance Officer's Association
GHID	Granger-Hunter Improvement District
GIS	Geographic Information System
gpcd	Gallons per Capita per Day
gpm	Gallons per Minute
GWR	Groundwater Rule
HMI	Human-Machine Interface
HUD	U.S. Department of Housing and Urban Development
HVAC	Heating, Ventilation and Air Conditioning
IAP	Incident Action Plan
IC	Incident Commander
ICS	Incident Command System
IFA	Impact Fee Act
JRC	Jordan River Commission
JIC	Joint Information Center
JVWCD	Jordan Valley Water Conservancy District
KID	Kearns Improvement District
kW	Kilowatt
LOS	Level of Service
MGD	Million Gallons per Day
MG	Million Gallons
mg/L	Milligrams per Liter
MH	Manhole
M&I	Municipal and Industrial
MOU	Memorandum of Understanding
MVC	Mountain View Corridor
MWD	Magna Water District
MWDSLS	Metropolitan Water District of Salt Lake & Sandy
NEPA	National Environmental Policy Act
O&M	Operation and Maintenance
OSHA	Occupational Safety and Health Administration
PIO	Public Information Officer



PM	Preventative Maintenance
POC	Point of Contact
ppm	Parts per Million
Incode/Pro10	Financial ERP Software
OPEB	Post Retirement Benefits
PTIF	Public Treasurers Investment Fund
PVC	Polyvinyl Chloride
R&R	Repair and Replacement
RCP	Reinforced Concrete Pipe
RDA	Redevelopment Agency (Property Taxes)
RFP	Request for Proposal
RFSQ	Request for Statements of Qualifications
RMP	Rocky Mountain Power
RNI	Regional Network Interface (Meters)
RTU	Remote Telemetry Unit
RWAU	Rural Water Association of Utah
SCADA	Supervisory Control and Data Acquisition System
SDWA	Safe Drinking Water Act
SLVHD	Salt Lake Valley Health Department
SO	Safety Officer
SOP	Standard Operating Procedure
SOQ	Statement of Qualification
SRF	State Revolving Fund
SSO	Sanitary Sewer Overflow
SVSD	South Valley Sewer District
TBID	Taylorville Bennion Improvement District
TCR	Total Coliform Rule
TDS	Total Dissolved Solids
TNT	Truth-in-Taxation
TSS	Total Suspended Solids
UASD	Utah Association of Special Districts
UDOT	Utah Department of Transportation
UGFOA	Utah Government Finance Officers Association
USBR	United States Bureau of Reclamation
UTA	Utah Transit Authority
UWCF	Utah Water Conservation Forum
UWUA	Utah Water Users Association
WaterSMART	Sustain and Manage America's Resources for Tomorrow
WBWCD	Weber Basin Water Conservancy District
WVC	West Valley City



## **THE BOARD OF TRUSTEES OF THE GRANGER-HUNTER IMPROVEMENT DISTRICT**

PUBLIC NOTICE is hereby given by the Board of Trustees that Granger-Hunter Improvement District will hold a Board Meeting at 3:00 p.m. on Tuesday, October 14, 2025, at its main office located at 2888 South 3600 West, West Valley City, Utah. Trustees and members of the public are able to attend this meeting in person or electronically through [www.ghid.gov](http://www.ghid.gov).

### **Agenda**

#### **A. GENERAL**

1. Call to order – Welcome – Report those present for the record
2. Public Comments
3. Consider approval of the September 23, 2025, Public Hearing and Board Meeting Minutes
4. Discuss potential conflicts of interest

#### **B. OUR COMMUNITY**

1. Update from Utah Water Ways' Executive Director on Tiered Rates
2. Review, Discuss and Consider Adoption of the 2026 Tentative Budget
3. Consider Date for Public Hearing Regarding Rate and Fee Increase and 2026 Budget
4. Jordan Valley Water Conservancy District Update
5. Central Valley Water Reclamation Facility Update

#### **C. OUR TEAM**

1. Recognition of District's receipt of the annual AWWA Intermountain Section 2025 System Safety Award

#### **D. OUR OPERATIONS**

1. September 25<sup>th</sup>, 2025, Audit Committee Review
  - a. Discuss Fraud Risk Assessment
  - b. Consider 3 to 5 year agreement with K&C, CPAs to provide external auditing services in the annual amount of \$14,600.00 for the audit fee and \$1,250.00 per year for single audits when needed.
  - c. Discuss additional items from the September 25<sup>th</sup> meeting as needed
2. Review & discuss Financial Report for September 2025
3. Review & discuss Paid Invoice Report for September 2025
4. Administrative Services Update
5. Water Maintenance Update
6. Wastewater Maintenance Update
7. Operations Update
  - a. Water Supply
8. Capital Projects Update
  - a. Consider approval of a change order with Silver Spur Construction for the 23L: Watts Well No. 18 Waterline Project not to exceed the amount of \$150,000.00
  - b. Consider approval of a change order to the Development, Service, and Cost-sharing Agreement with Edge Homes for the 25T: Redwood Road/1950 W Sewer Project not to exceed the amount of \$768,508.29.
  - c. Consider approval of a Water System Improvements Cost Contribution Agreement with Arcadia SP, Inc. for the Zone 5 Waterline not to exceed \$187,826.00, and authorize the General Manager to revise and execute the agreement, subject to Legal Counsel review.
  - d. Consider approval of a sale of an easement to Arcadia SP, Inc at the Pleasant Valley Lift Station for \$17,753.42.
9. Engineering Department Update

#### **E. CLOSED SESSION**



F. BOARD MEMBERS INPUT, REPORTS, FOLLOW-UP ITEMS OR QUESTIONS

G. CALENDAR

1. The next board meeting will be November 18, 2025.



# **MINUTES OF THE GRANGER-HUNTER IMPROVEMENT DISTRICT PUBLIC HEARING**

The Public Hearing of the Board of Trustees of the Granger-Hunter Improvement District (GHID) was held Tuesday, September 23, 2025, at 3:00 P.M. at the District office located at 2888 S. 3600 W., West Valley City, Utah.

This meeting was conducted electronically in accordance with the Utah Open and Public Meetings Act (Utah Code Ann. (1953) §§ 52-4-1 et seq.) and Chapter 7.12 of the Administrative Policy and Procedures Manual (“Electronic Meetings”).

## **Trustees Present:**

Debra Armstrong	Chair
Roger Nordgren	Trustee
Wayne Watts	Trustee

## **Staff Members Present:**

Jason Helm	General Manager
Todd Marti	Assistant General Manager/District Engineer
Troy Stout	Assistant General Manager/Chief Operating Officer
Michelle Ketchum	Director of Administration
Dustin Martindale	Director of Water Systems
Ricky Ncaise	Director of Wastewater
Victor Narteh	Director of Engineering
Justin Gallegos	Director of Information Technology
Austin Ballard	Controller
Kristy Johnson	Executive Assistant
Brent Rose	Legal Counsel – Clyde Snow & Sessions PC

## **Guests:**

Monica Hoyt	Carollo Engineers
Adam Spackman	System Administrator, GHID - <i>Electronically</i>
Darcy Brantly	Accountant, GHID – <i>Electronically</i>

A copy of the exhibits referred to in these minutes is attached and incorporated by this reference. The exhibits are also included in the official minute books maintained by Granger-Hunter Improvement District.



## **CALL TO ORDER**

At 3:00 P.M. Debra Armstrong called the meeting to order and recognized all those present.

## **Verification of Legal Notification Requirements**

Debra Armstrong noted the verification of legal notification requirements.

## **Motion to Open Public Hearing**

At 3:02 P.M., Roger Nordgren made a motion to open the Public Hearing. Following a second from Wayne Watts, the motion passed as follows;

Armstrong – aye

Nordgren – aye

Watts - aye

## **Staff Presentation**

Jason Helm presented the Board of Trustees Compensation report. Mr. Helm discussed an overview of Senate Bill 50 and presented comparisons of two other Special Districts. – See Board of Trustees Compensation attached to these minutes for details.

## **Questions by the Trustees**

Roger Nordgren asked about other Special Districts using a fixed amount or an amount based on the years of service of a Board member. Jason Helm explained that the two Special Districts used for comparison use a fixed amount with a recommendation of an percentage increase for cost of living which will require a public hearing.

## **Invitation for Public Comments**

Debra Armstrong invited public comments. Ms. Armstrong reminded the members of the public to direct comments and questions to her, the Chair, and comments were to last no longer than three minutes.

There were no public comments.

Austin Ballard and Jason Helm noted that the District did not receive any phone calls, online submissions or in-person comments from the public regarding the Public Hearing.

## **Motion to Close Public Comment Session**

At 3:11 P.M., Wayne Watts made a motion to close the public comment session. Following a second from Roger Nordgren, the motion passed as follows;

Armstrong – aye

Nordgren – aye

Watts – aye

## **Staff Response & Summary**

Jason Helm explained that the current budget will be able to accommodate an increase in compensation for the Board of Trustees. The Board members agreed on a compensation increase effective retroactively as of January 1, 2025 based on comparisons and the approach of other Special Districts.

## **Motion to Close Public Hearing**

At 3:17 P.M., Roger Nordgren made a motion to close the Public Hearing. Following a second from Wayne Watts, the motion passed as follows;

Armstrong – aye

Nordgren – aye

Watts – aye



**FINANCIAL**  
**MATTERS**

**Consider Approval of  
Resolution 09-23-25  
Adopting Board  
Member Compensation  
Increase effective  
January 1, 2025**

Austin Ballard asked the Board to consider approval of Resolution 09-23-25 adopting Board Member Compensation Increase from \$5,000.00 to \$7,500.00 effective retroactively January 1, 2025. Roger Nordgren made a motion to approve the resolution as noted. Following a second from Wayne Watts, the motion passed as follows:

Armstrong – aye

Nordgren – aye

Watts – aye

Inasmuch as all agenda items have been satisfied, Wayne Watts made a motion to adjourn the meeting. Following a second from Roger Nordgren, the motion passed as follows and the meeting adjourned at 3:20 P.M.

Armstrong – aye

Nordgren – aye

Watts – aye

Debra K. Armstrong, Chair

---

Austin Ballard, Clerk

---



## **MINUTES OF THE GRANGER-HUNTER IMPROVEMENT DISTRICT BOARD MEETING**

The Meeting of the Board of Trustees of the Granger-Hunter Improvement District (GHID) was held Tuesday, September 23, 2025, at 3:21 P.M. at the District office located at 2888 S. 3600 W., West Valley City, Utah.

This meeting was conducted electronically in accordance with the Utah Open and Public Meetings Act (Utah Code Ann. (1953) §§ 52-4-1 et seq.) and Chapter 7.12 of the Administrative Policy and Procedures Manual (“Electronic Meetings”).

### **Trustees Present:**

Debra Armstrong	Chair
Roger Nordgren	Trustee
Wayne Watts	Trustee

### **Staff Members Present:**

Jason Helm	General Manager/Treasurer
Todd Marti	Assistant General Manager/District Engineer
Troy Stout	Assistant General Manager/Chief Operating Officer
Michelle Ketchum	Director of Administration
Dustin Martindale	Director of Water Systems
Ricky Necaise	Director of Wastewater
Victor Narteh	Director of Engineering
Justin Gallegos	Director of Information Technology
Austin Ballard	Controller/Clerk
Kristy Johnson	Executive Assistant
Brent Rose	Legal Counsel – Clyde Snow & Sessions PC

### **Guests:**

Monica Hoyt	Carollo Engineers
Adam Spackman	System Administrator, GHID – <i>Electronically</i>
Darcy Brantly	Accountant - <i>Electronically</i>

A copy of the exhibits referred to in these minutes is attached and incorporated by this reference. The exhibits are also included in the official minute books maintained by Granger-Hunter Improvement District.



## **CALL TO ORDER**

At 3:21 P.M. Debra Armstrong called the meeting to order and recognized all those present.

### **Public Comments**

There were none.

### **Approval of the August 19, 2025, Board Meeting Minutes**

A motion to approve the August 19, 2025, Board Meeting Minutes was made by Roger Nordgren. Following a second from Wayne Watts, the motion passed as follows:

Armstrong – aye

Nordgren – aye

Watts – aye

### **Conflicts of interest**

There were none.

### **OUR COMMUNITY Jordan Valley Water Conservancy District Update**

Jason Helm presented the Jordan Valley Water Conservancy District update. - See Jordan Valley Water Conservancy District Update attached to these minutes for details.

### **Central Valley Water Reclamation Facility Update**

Mr. Helm presented the Central Valley Water Reclamation Facility update. – See Central Valley Water Reclamation Facility Update attached to these minutes for details.

### **Emergency Response Program Update**

Mr. Stout presented the District Emergency Response Plan updates. – See Emergency Response Plan Updates attached to these minutes for details.

## **OUR TEAM**

### **OUR OPERATIONS Review & Discuss Financial Report for August 2025**

Austin Ballard summarized the August 2025 Financial Reports. - See August 2025 Financial Report attached to these minutes for details.

### **Review & Discuss Paid Invoice Report for August 2025**

Mr. Ballard discussed the August check report. The August check report totaled \$7,480,110.00 coming from five categories: infrastructure (39%), Jordan Valley Water (28%), Central Valley Water (20%), payroll taxes and employee benefits (6%), and other (7%). – See August 2025 Paid Invoice Report attached to these minutes for details.

### **Review & Solicit Feedback on 2026 Budget Parameters Document**

Mr. Ballard discussed the 2026 Budget Parameters Document. Mr. Ballard noted budget options that have been designed to help guide the Board of Trustees with how the 2026 Budget decisions will impact rate increases, budget reductions and bonding decisions in subsequent years. – See the 2026 Budget Parameters Document attached to these minutes for details.

### **Administrative Services Update**

Michelle Ketchum presented the Administrative Services Update. – See Administrative Services Update attached to these minutes for details.



<b>District Inflow &amp; Infiltration Update</b>	Troy Stout presented the District Inflow & Infiltration Update – See Inflow & Infiltration Update attached to these minutes for details.		
<b>Water Maintenance Update</b>	Dustin Martindale presented the water maintenance update. Mr. Martindale mentioned that there were no water quality complaints in August. – See Water Maintenance Update report attached to these minutes for details.		
<b>Wastewater Maintenance &amp; Fleet Update</b>	Ricky Necaise presented the wastewater maintenance, safety and fleet report. A discussion took place regarding the safety update. – See the Wastewater Maintenance and Fleet Update report attached to these minutes for details.		
<b>Operations Update</b>	Justin Gallegos presented the Operations report. – See Operations Update attached to these minutes for details.		
<b>Water Supply Report</b>	Mr. Gallegos presented the August water supply and sewer reports. – See Operations Update attached to these minutes for details.		
<b>Consider Approval of Renewal of Tyler Technologies Incode Pro10 Contract</b>	Mr. Gallegos asked the Board to consider approval of a renewal of the Tyler Technologies Incode Pro10 Contract in the amount of \$77,921.09. Wayne Watts made a motion to approve the contract as noted. Following a second from Roger Nordgren, the motion passed as follows:		
	Armstrong – aye	Nordgren – aye	Watts – aye
<b>Capital Projects Update</b>	Todd Marti and Victor Narteh presented the Capital Projects update. – See Capital Projects Update attached to these minutes for details.		
<b>Consider Approval of Construction Change Order with Corrio Construction for 25M: Acord Reservoir Valves Replacement Project</b>	Mr. Marti asked the Board to consider approval of a construction contract with Corrio Construction in the amount of \$52,134.07 for the 25M: Acord Reservoir Valves Replacement Project. Roger Nordgren made a motion to approve the contract as noted. Following a second from Wayne Watts, the motion passed as follows:		
	Armstrong – aye	Nordgren – aye	Watts – aye
<b>Consider Approval of Construction Contract with Cinnamon Creek Construction for 25K: Well No. 15 Generator Replacement Project</b>	Mr. Narteh asked the Board to consider approval of a construction contract with Cinnamon Creek Construction in the amount of \$239,048.00 for 25K: Well No. 15 Generator Replacement Project. Wayne Watts made a motion to approve the contract as noted. Following a second from Roger Nordgren, the motion passed as follows:		
	Armstrong – aye	Nordgren – aye	Watts – aye



**Consider Approval of Construction Contract with VanCon, Inc. for 25H: East Rec and Decker North Improvements Project**

Mr. Narteh asked the Board to consider approval of construction contract with VanCon, Inc. in the amount of \$312,700.00 for the 25H: East Rec and Decker North Improvements Project. Roger Nordgren made a motion to approve the contract as noted. Following a second from Wayne Watts, the motion passed as follows:

Armstrong – aye

Nordgren – aye

Watts – aye

**Consider Approval of Construction Change Order with Silver Spur Construction for 20I: Redwood Road Sewer Project**

Mr. Marti asked the Board to consider approval of a construction change order with Silver Spur Construction in the amount of \$198,848.25 for the 20A&I: 3100 South to 4100 South Redwood Road Water & Sewer Project. Wayne Watts made a motion to approve the change order as noted. Following a second from Roger Nordgren, the motion passed as follows:

Armstrong – aye

Nordgren – aye

Watts – aye

**Engineering Department Update**

Mr. Marti and Mr. Narteh presented the Engineering Department update. – See Engineering Department Update attached to these minutes for details.

**CLOSED SESSION**

*A closed session was not needed.*

**BOARD MEMBERS INPUT, REPORTS, FOLLOW-UP ITEMS OR QUESTIONS**

There were none.

**ADJOURNED**

Inasmuch as all agenda items have been satisfied, Roger Nordgren made a motion to adjourn the meeting. Following a second from Wayne Watts, the motion passed as follows and the meeting adjourned at 5:09 P.M.

Armstrong – aye

Nordgren – aye

Watts – aye

Debra K. Armstrong, Chair

---

Austin Ballard, Clerk

---





# OUR COMMUNITY

- Tiered Rates Update Presentation
- 2026 Tentative Budget
- Consider Date for Public Hearing
- Jordan Valley Water Conservancy District Update
- Central Valley Water Reclamation Facility Update





# Tage Flint

Executive Director  
Utah Water Ways





# UTAH WATER WAYS

Conservation Through Collaboration

Created in Utah Code to Drive:

- ◆ Public - Private Partnerships
- ◆ Public Messaging – 
- ◆ K- 12 Curriculum
- ◆ State & Local Government Engagement Lead



# Utahns Value Water For...

## ECOSYSTEMS



## GENERATIONAL GROWTH AND SECURITY





# UNDERSTANDING WATER SUPPLY

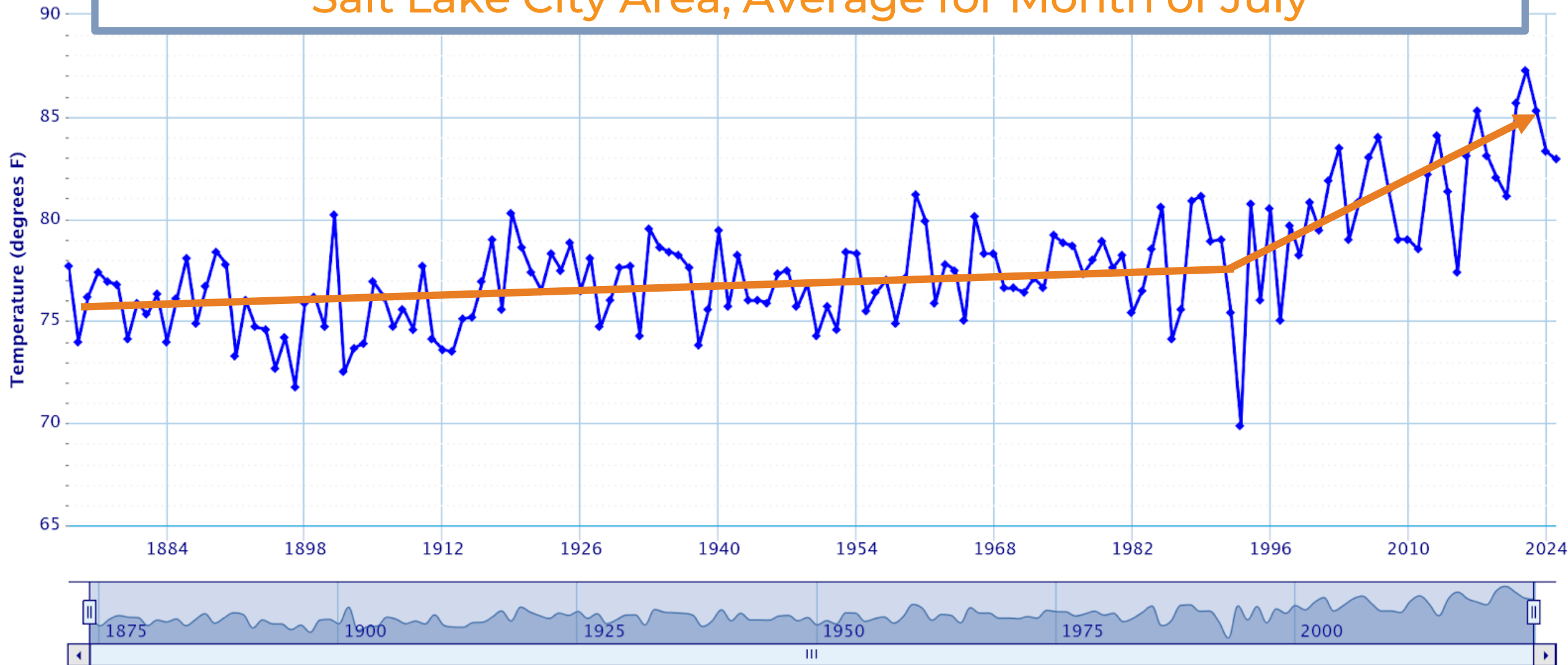
## REACHING LIMITS

- Infrastructure
- Wet Water



# WARMING TRENDS 1874 – 2025

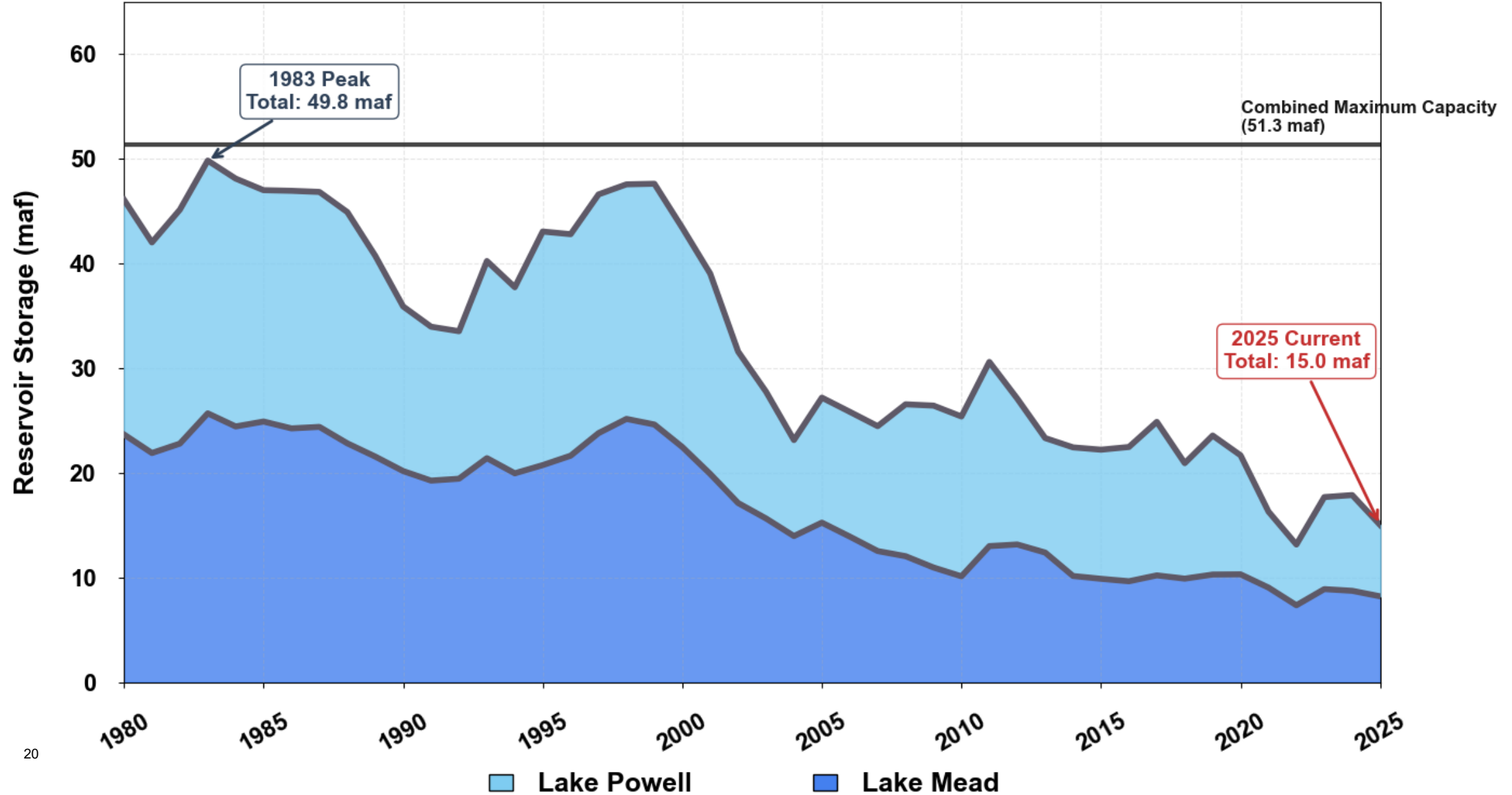
Salt Lake City Area, Average for Month of July






# Lake Powell and Lake Mead Reservoir Storage

End of Water Year (September 30th)







It Doesn't Matter!  
(Attribution)



It Means Everything!  
(Economy, Life)



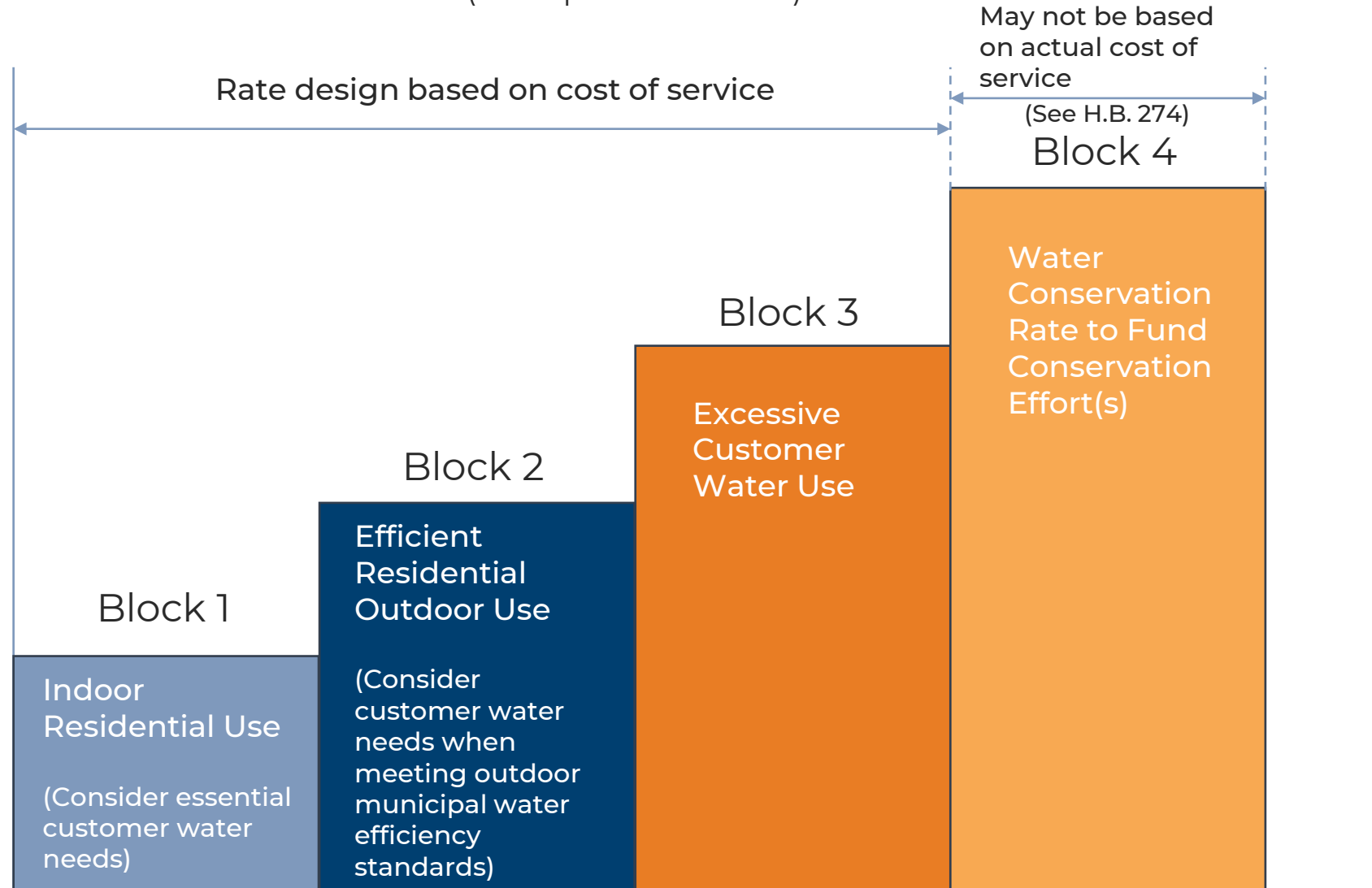


- ➔ Passed during the 2025 GS
- ➔ Requires water retailers establish a tiered rate to fund water conservation efforts from the highest block of residential customer water usage.
  - Programs must be adopted by July 1, 2027



# Tiered Water Rate Structure for Residential Customers

(Example to Consider)





# What is the Message?



65% of Residential Water = Landscapes



Need Substantial  
Reduction

Residential, Industrial,  
Institutional



Build Intelligently



Optimize Agricultural Use





Millcreek  
Before





# Millcreek After



The background of the slide is a scenic landscape. In the foreground, there is a field of tall, golden-brown grass. Behind the grass is a calm body of water, likely a lake or a wide river, which reflects the sky and the mountains. In the background, there are large, rugged mountains with some snow or light-colored rock patches. The sky is filled with soft, white and grey clouds, suggesting a late afternoon or early morning setting.

# There is Hope With Collaboration

Lower and Hardwire Our  
individual Water Footprint

Plan All Aspects of Community  
Growth Around Water Demand





We'd love to continue  
the conversation!

QR Code for More Information or  
Email Tague: [tflint@utahwaterways.org](mailto:tflint@utahwaterways.org)



2026

# BUDGET PRESENTATION





# BUDGET OVERVIEW

- Mission, Vision, Values
- Budget Stress Test
- Budget Schedule
- Budget Summary
- 10-Yr Financial Projection
- Budget Modifications
- Proposed Rates





# MISSION & VISION

- **Vision** - Improving quality of life today-creating a better tomorrow
- **Mission** - Stewards of water that is delivered clean and safe for daily use and collected responsibly to protect public health and our environment





# VALUES

- **Safety** - Protecting the well-being of employees, customers, and the public in all we do
- **Integrity**- Being honest, ethical, and accountable in every action and decision
- **Community Stewardship**- Serving and supporting our community with care and respect for people and resources

## Safety

---



## Integrity

---



## Community Stewardship

---





# VALUES

- **Fiscal Responsibility**- Managing funds wisely to ensure efficiency, transparency, and long-term stability
- **Quality**- Delivering dependable, high-performing services and solutions that consistently meet professional, regulatory, and community standards
- **Leadership**- Inspiring others through professionalism, initiative, and a commitment to continuous improvement
- **Sustainability**- Protecting the environment and conserving resources for future generations

## Fiscal Responsibility



## Quality



## Leadership



## Sustainability





# BUDGET STRESS TEST



10% BUDGET STRESS TEST

Calendar Year 2026 Department Management

Enter in order of preference (first line, first cut)

GL#	Budget Line Item Description	Reduction	What do we stop doing?
510430	Employee Work Anniversary Appreciation	\$ 50.00	We had 81 employees listed. We are at 80 employees
510430	Third Party A/R Collection Service	\$ 2,500.00	As of July 1, we have only spent \$212 on this line item. Budget is currently at \$3,500. This item is hard to estimate, but current trends indicate usage is much lower.
510430	Document Shredding	\$ 115.00	Current monthly bill is \$37/month, Will need \$445 annually, budget is \$560
510430	Board Meeting Refreshments	\$ 180.00	We have reduced the amount of food and the type of refreshments.
510430	Employee Advisory Board	\$ 150.00	This committee hasn't been utilizing this fund.
510430	Community Outreach Committee (formerly called Placemaking committee)	\$ 10,000.00	We added \$10,000 to this budget in 2025 to expense the 75th anniversary activities. current budget is \$1000. Current usage is for \$170 for safety glasses. I would suggest that whatever amount is used here be moved to the safety budget.
510430	Safety Committee	\$ 750.00	License renewals don't occur every year. To date, we have spent \$700 on this with a budget of \$2,500. Also, we now can do CDL's at a much lower cost.
510430	License Renewals	\$ 2,000.00	
510430	GM/Employee Luncheon	\$ 140.00	Reduce the frequency to twice a year.

Goal \$ 10,129.00 Total \$ 15,885.00

Director \_\_\_\_\_

Please use this form to demonstrate your department's reductions to satisfy a 10% stress test. When complete, save as a new document and email to GM by Thursday, July 17, 2025.





# BUDGET SCHEDULE

## Calendar

---

### July

Staff submit requests and estimates

### August

Management and Directors review department proposals

Budget committee reviews tentative budget

### September

Trustees receive and review tentative budget and adopt parameters document for upcoming budget year

### October

Trustees discuss tentative budget and provide direction

### November

Trustees hold public hearing and decide final budget



# BUDGET SUMMARY

## Revenues



---

### Operating Revenues

Water Sales- \$27.7M (up 3.9%)  
Sewer Service Charges- \$15.8M (up 4.2%)  
Central Valley Assessment - \$8.0M (up 2.2%)  
Grant Revenue- \$3.3M (decrease 41.8%)

---

### Property Tax Revenue

Property Tax - \$6.1M (up 1.0%)  
Personal Property - \$431k (no increase)

---

### Non - Operating Revenue

Impact Fees Water - \$750k (up 50%)  
Impact Fees Sewer - \$225k (no increase)



# BUDGET SUMMARY

## Expenses



### Payroll

Salaries & Wage s- \$6.7M (up 4.7%)  
State Retirement Plan- \$1.1M (down 1.7%)  
Health/De ntal Insurance - \$2.4M (up 2.5%)



### Operations and Maintenance

Repair & Replacement - \$1.5M (down 1.7%)  
Building & Grounds - \$188k (down 16.8%)  
Vehicle Fuel- \$147k (down 5.7%)  
**Water Purchases - \$11.5M (up 2.9%)**  
Utiliies- \$858k (d own 1.2%)




### Central Valley WRF

Facility Operations- \$7.6M (up 4.9%)  
Project Betterments- \$2.3M (up 6.5%)  
Debt Service- \$8.4M (down 0.7%)  
(Projected overall treatment plant cost = \$544M)



# BUDGET SUMMARY

## Expenses



### General & Administration

- Computer Supplies/Equip - \$495k (down 11.2%)
- General Insurance- \$393k (down 12.2%)
- Telephone- \$111k (down 31.2%)
- Professional Consulting - \$247k (up 35.3%)
- Banking & Bonding- \$439k (up 3.5%)



### Equipment Purchases

- (3) ½ Ton trucks - \$165k
- (3) Midsize trucks - \$105k
- (2) Utility Crane Trucks - \$315k
- Backhoe- \$145k
- Hydro Excavator - \$620k
- SUV Replacement- \$48k



### Debt Service

- Bond Principal & Interest - \$4.1M (up 8.9%)



# BUDGET SUMMARY

## Expenses



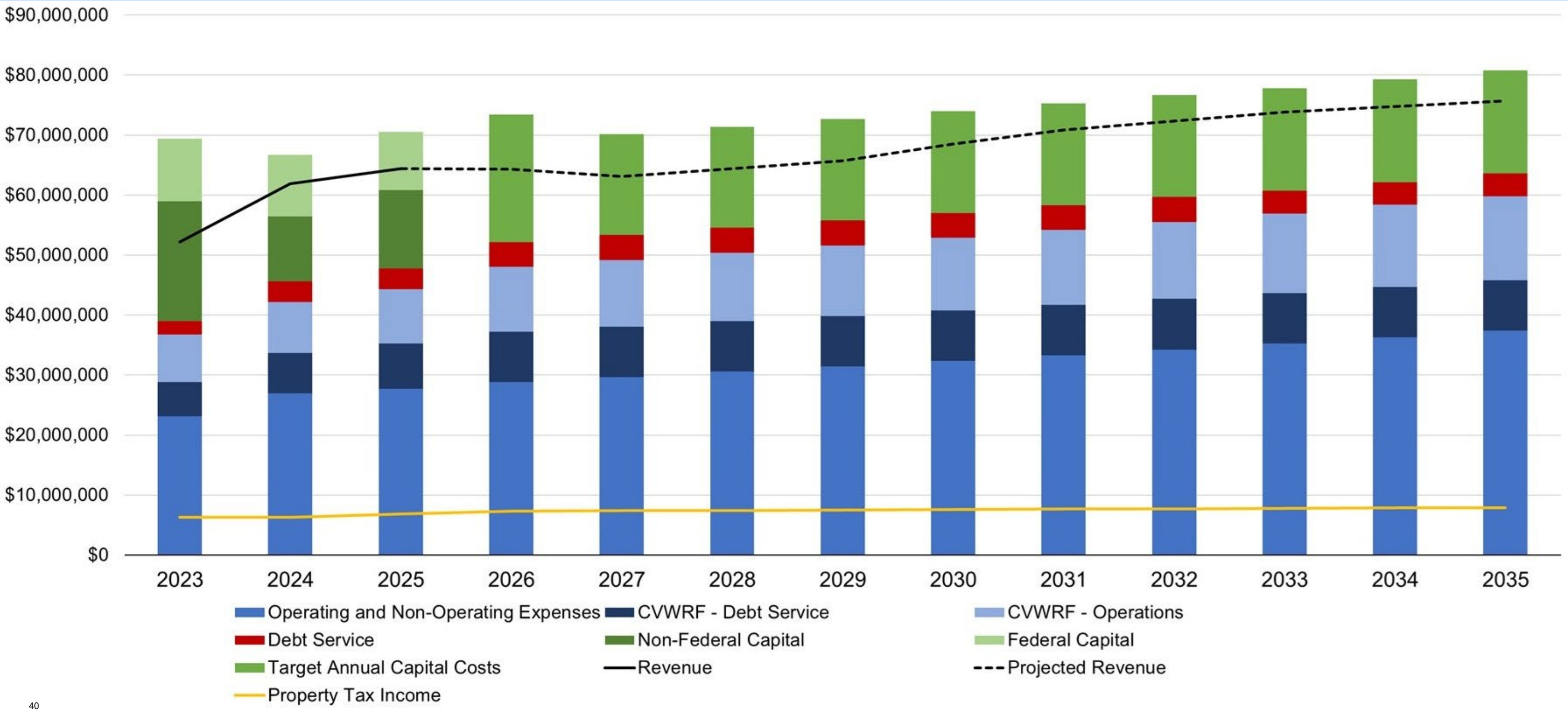
---

## Capital Projects

- 4100 South Pipeline Replacement - \$2.0M
- 5400 West Pipeline Replacement - \$2.2M
- In-house Pipeline Replacement (Scottsdale Dr., 3200 South, 3240 South, 3280 South) - \$1.4M
- Anderson Treatment Plant - \$7.1M
- Watts Well No. 18- \$1.9M
- Pleasant Valley Lift Station - \$1.6M
- 1950 West Sewer Replacement - \$1.1M



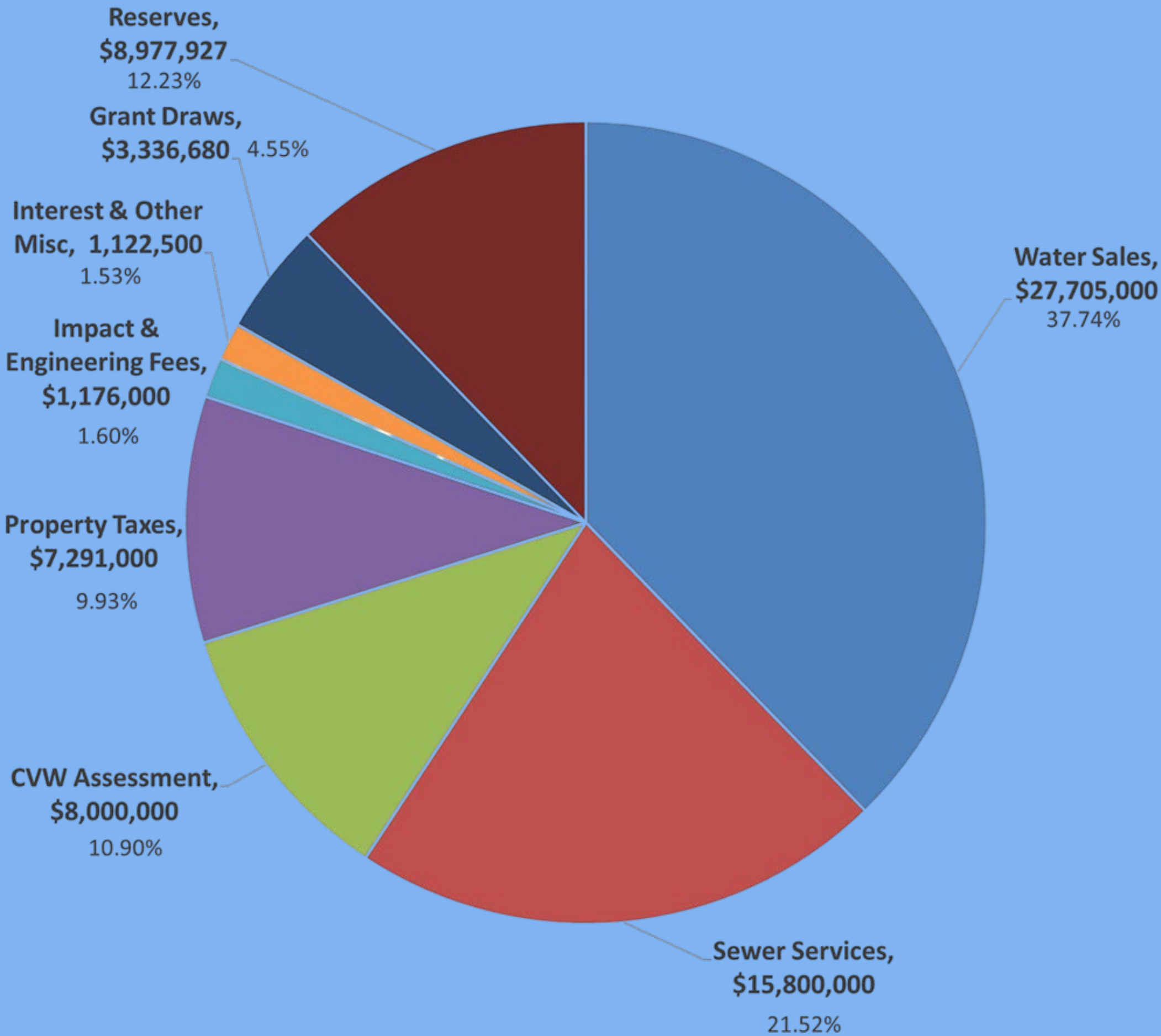
# 10-YR FINANCIAL PROJECTION





# BUDGET SUMMARY

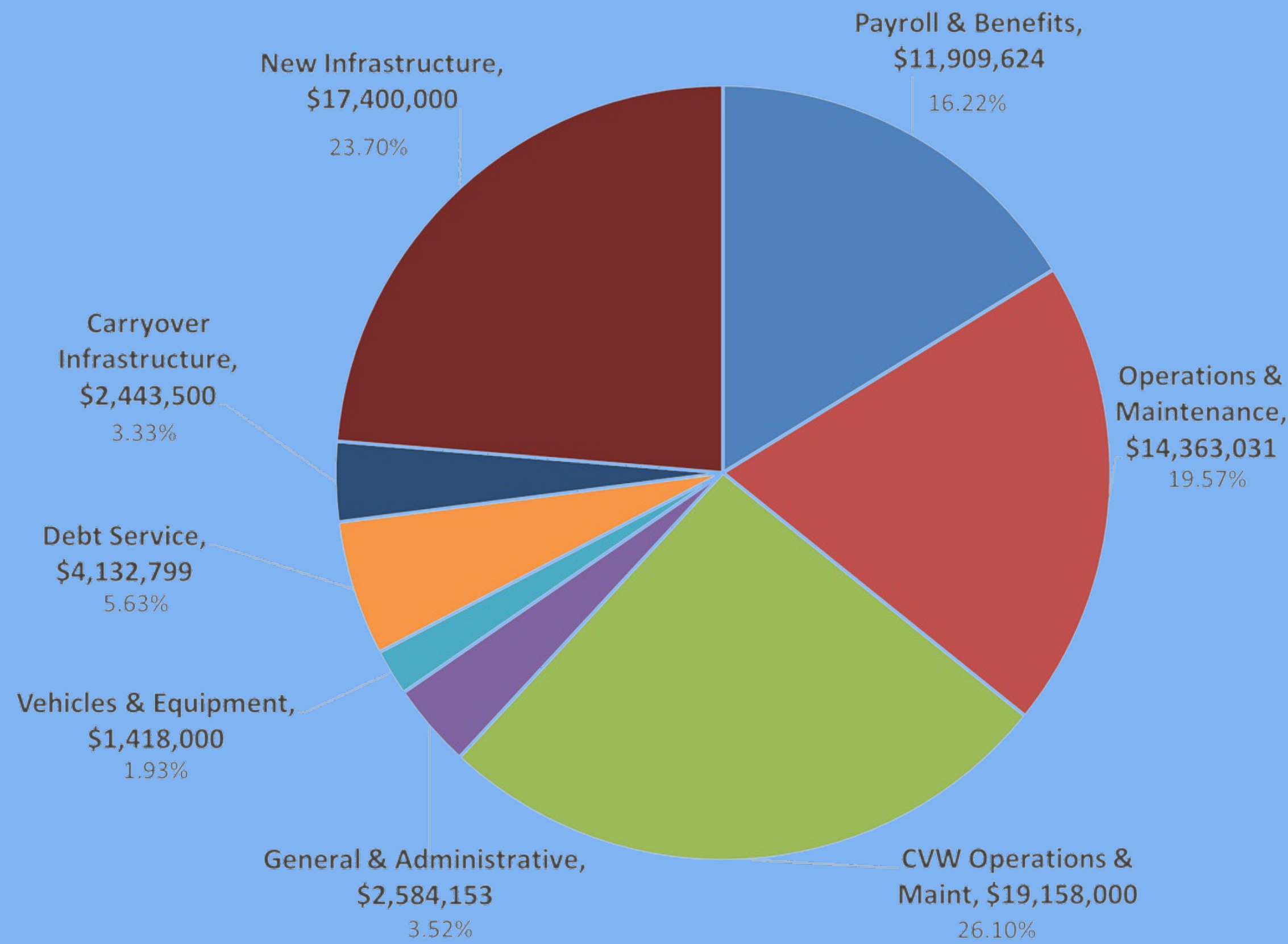
## Revenue





# BUDGET SUMMARY

## Expenses





# BUDGET MODIFICATIONS

(SINCE SEPTEMBER)



---

## Budget Changes

Increase of \$4k in Wages Budget

Increase of \$27k in Health Care Benefits

## Central Valley WRF

- Increase of \$176k in Operations
- Decrease of \$207k in Project Betterments
- Decrease of \$402k in Debt Service

Increase in \$4k for External Audit Services



# RATES

Water Rates by Customer Type	Tier 1* (0-7,000 gal.)	Tier 2* (7,000-15,000 gal.)	Tier 3* (15,001-45,000 gal.)	Tier 4* (45,001 + gal.)	Availability Fees
Residential - Current	\$1.70	\$2.39	\$3.40	\$4.54	\$18.59
Residential - <b>Proposed</b>	<b>\$1.74</b>	<b>\$2.43</b>	<b>\$3.47</b>	<b>\$4.63</b>	<b>\$18.96</b>
Non-Residential - Current	\$2.61	\$2.61	\$2.61	\$2.61	\$18.59-\$2,152
Non-Residential - <b>Proposed</b>	<b>\$2.66</b>	<b>\$2.66</b>	<b>\$2.66</b>	<b>\$2.66</b>	<b>\$18.96-\$2,195</b>

Wastewater Rates by Customer	Availability Fee	CVWRF Fee	Volume (per 1,000 gal.)
Residential - Current	\$17.58	\$14.50	\$1.70
Residential - <b>Proposed</b>	<b>\$17.93</b>	<b>\$14.50</b>	<b>\$1.73</b>
Non-Residential - Current	\$17.58	\$14.50	\$1.70
Non-Residential - <b>Proposed</b>	<b>\$17.93</b>	<b>\$14.50</b>	<b>\$1.73</b>





# JORDAN VALLEY WATER CONSERVANCY DISTRICT UPDATE





## Monthly Summary of Water Deliveries in Acre Feet

### September 2025

#### Municipal and Industrial (M&I) Water Deliveries

Wholesale System	This Month	Previous Year	% Change	YTD	YTD Prev Year	YTD % Change	Fiscal YTD	Fiscal YTD Prev Year	Fiscal YTD % Change
Bluffdale City	468.63	458.59	2%	3,398.14	3,127.41	9%	1,744.92	1,658.89	5%
Copperton Improvement District	0.00	0.00		94.94	0.00		16.17	0.00	
Draper City	655.71	608.36	8%	4,381.34	4,000.67	10%	2,408.90	2,256.16	7%
Granger-Hunter Improvement District	2,372.38	2,606.08	-9%	16,764.18	14,879.20	13%	8,714.82	8,393.83	4%
Herriman City <sup>3</sup>	1,130.30	1,033.65	9%	8,019.65	6,776.25	18%	4,155.17	3,781.19	10%
Hexcel Corporation	87.13	87.28	0%	775.71	812.23	-4%	276.08	283.38	-3%
Kearns Improvement District	977.98	977.36	0%	7,168.71	7,035.95	2%	3,484.41	3,623.29	-4%
Magna Water District	68.19	66.66	2%	600.53	603.48	0%	202.61	203.12	0%
Midvale City	401.56	392.02	2%	2,790.98	2,823.82	-1%	1,418.44	1,521.63	-7%
Riverton City	580.00	608.72	-5%	4,930.81	4,793.43	3%	1,988.01	2,076.06	-4%
South Jordan City <sup>3</sup>	2,414.13	2,398.07	1%	16,682.16	15,540.93	7%	8,965.17	8,623.94	4%
City of South Salt Lake	65.76	72.46	-9%	810.32	659.47	23%	178.64	146.97	22%
Taylorsville-Bennion Improvement District	310.22	146.40	112%	3,681.96	3,405.40	8%	959.80	640.73	50%
Utah Div. of Fac. Const. and Mgmt.	6.41	0.18	3461%	40.35	23.88	69%	22.81	1.12	1937%
WaterPro, Inc.	219.44	299.26	-27%	1,701.61	1,663.73	2%	1,153.91	1,251.32	-8%
City of West Jordan <sup>3</sup>	2,471.55	2,645.15	-7%	19,045.83	18,553.14	3%	9,506.93	9,545.61	0%
White City Water Improvement District	0.00	0.00		0.00	0.00		0.00	0.00	
Willow Creek Country Club <sup>6</sup>	33.58	48.77	-31%	313.61	301.79	4%	184.90	185.75	0%
<b>Wholesale System Subtotal</b>	<b>12,262.95</b>	<b>12,449.01</b>	<b>-1%</b>	<b>91,200.80</b>	<b>85,000.79</b>	<b>7%</b>	<b>45,381.68</b>	<b>44,193.00</b>	<b>3%</b>
Retail System <sup>2</sup>	968.96	994.58	-3%	6,987.09	6,712.13	4%	3,641.38	3,557.08	2%
<b>Total Wholesale &amp; Retail</b>	<b>13,231.91</b>	<b>13,443.59</b>	<b>-2%</b>	<b>98,187.89</b>	<b>91,712.92</b>	<b>7%</b>	<b>49,023.06</b>	<b>47,750.08</b>	<b>3%</b>

#### Other M&I Deliveries

MWDSLS (Treated and Transported) <sup>4</sup>	1,967.34	1,855.16	6%	14,187.71	12,125.63	17%	7,445.80	6,731.37	11%
District Use (Non-revenue) <sup>5</sup>	79.39	80.66	-2%	589.13	550.28	7%	294.14	286.50	3%
<b>Other M&amp;I Subtotal</b>	<b>2,046.73</b>	<b>1,935.83</b>	<b>6%</b>	<b>14,776.84</b>	<b>12,675.91</b>	<b>17%</b>	<b>7,739.94</b>	<b>7,017.87</b>	<b>10%</b>
<b>Total M&amp;I Deliveries</b>	<b>15,278.64</b>	<b>15,379.41</b>	<b>-1%</b>	<b>112,964.73</b>	<b>104,388.83</b>	<b>8%</b>	<b>56,763.00</b>	<b>54,767.95</b>	<b>4%</b>

#### Irrigation and Raw Water Deliveries

Welby Jacob Water Users	4,628.28	3,870.27	20%	27,295.79	23,186.68	18%	15,632.72	14,201.03	10%
<b>Total Irrigation and Raw Water</b>	<b>4,628.28</b>	<b>3,870.27</b>	<b>20%</b>	<b>27,295.79</b>	<b>23,186.68</b>	<b>18%</b>	<b>15,632.72</b>	<b>14,201.03</b>	<b>10%</b>
<b>Total Deliveries</b>	<b>19,906.92</b>	<b>19,249.68</b>	<b>3%</b>	<b>140,260.52</b>	<b>127,575.51</b>	<b>10%</b>	<b>72,395.72</b>	<b>68,968.98</b>	<b>5%</b>

<sup>1</sup> The City of South Salt Lake contract is based on a fiscal year. All other contracts are based on a calendar year.

<sup>2</sup> Retail deliveries are finalized after billing. Preliminary estimates using AMI data are made for the month previous to today.

<sup>3</sup> Contract amount is minimum purchase plus remediated water.

<sup>4</sup> Water treated and transported for MWDSLS by JVVCD is delivered to Salt Lake City at 2100 South.

<sup>5</sup> District Use (Non-revenue) includes water consumed in breaks, reservoir washing, fires, irrigation and facility potable water.

<sup>6</sup> Willow Creek Country Club average annual usage is estimated at 350 acre-feet.



# Wholesale Contract Progress (af)

## September 2025

Actual % of Contract  
 Projected<sup>3</sup> % of Contract

Agency Name	Contract Type		Agency Name	Contract Type	
Bluffdale City	Conventional	Contract: <b>3,600 (af)</b> Actual: <b>3,398 (af) (94%)</b> Projected: <b>3,951 (af) (110%)</b>	Midvale City	Conventional	Contract: <b>3,085 (af)</b> Actual: <b>2,791 (af) (90%)</b> Projected: <b>3,357 (af) (109%)</b>
Draper City	Conventional	Contract: <b>4,500 (af)</b> Actual: <b>4,381 (af) (97%)</b> Projected: <b>4,992 (af) (111%)</b>	Riverton City	Conventional	Contract: <b>5,000 (af)</b> Actual: <b>4,931 (af) (99%)</b> Projected: <b>6,156 (af) (123%)</b>
Granger-Hunter Improvement District	Conventional	Contract: <b>17,000 (af)</b> Actual: <b>16,764 (af) (99%)</b> Projected: <b>19,498 (af) (115%)</b>	South Jordan City	Conventional	Contract: <b>16,667 (af)</b> Actual: <b>15,751 (af) (95%)</b> Projected: <b>17,841 (af) (107%)</b>
Herriman City	Conventional	Contract: <b>7,500 (af)</b> Actual: <b>7,554 (af) (101%)</b> Projected: <b>8,344 (af) (111%)</b>		Remediated <sup>2</sup>	Contract: <b>1,333 (af)</b> Actual: <b>931 (af) (70%)</b> Projected: <b>1,282 (af) (96%)</b>
	Remediated <sup>2</sup>	Contract: <b>667 (af)</b> Actual: <b>466 (af) (70%)</b> Projected: <b>642 (af) (96%)</b>	City of South Salt Lake <sup>1</sup>	Conventional	Contract: <b>1,020 (af)</b> Actual: <b>179 (af) (18%)</b> Projected: <b>1,061 (af) (104%)</b>
Hexcel Corporation	Conventional	Contract: <b>720 (af)</b> Actual: <b>776 (af) (108%)</b> Projected: <b>899 (af) (125%)</b>	Taylorsville-Bennion Improvement District	Conventional	Contract: <b>4,700 (af)</b> Actual: <b>3,682 (af) (78%)</b> Projected: <b>4,857 (af) (103%)</b>
Kearns Improvement District	Conventional	Contract: <b>7,750 (af)</b> Actual: <b>7,169 (af) (92%)</b> Projected: <b>8,596 (af) (111%)</b>	Utah Division of Facilities	Conventional	Contract: <b>548 (af)</b> Actual: <b>40 (af) (7%)</b> Projected: <b>63 (af) (11%)</b>
Magna Water District	Conventional	Contract: <b>800 (af)</b> Actual: <b>601 (af) (75%)</b> Projected: <b>799 (af) (100%)</b>	Construction and Management	Deferred Water <sup>4</sup>	Contract: <b>27 (af)</b> Actual: <b>0 (af) (0%)</b>
			WaterPro, Inc.	Conventional	Contract: <b>950 (af)</b> Actual: <b>1,702 (af) (179%)</b> Projected: <b>1,743 (af) (183%)</b>
			City of West Jordan	Conventional	Contract: <b>18,500 (af)</b> Actual: <b>17,999 (af) (97%)</b> Projected: <b>20,970 (af) (113%)</b>
				Remediated <sup>2</sup>	Contract: <b>1,500 (af)</b> Actual: <b>1,047 (af) (70%)</b> Projected: <b>1,442 (af) (96%)</b>

<sup>1</sup>All contracts are on a calendar year except for City of South Salt Lake which is on a fiscal year.

<sup>2</sup>Remediated water is deferred first as it becomes available.

<sup>3</sup>Projected deliveries are calculated as an average monthly delivery over the previous three years for months left in the contract year.

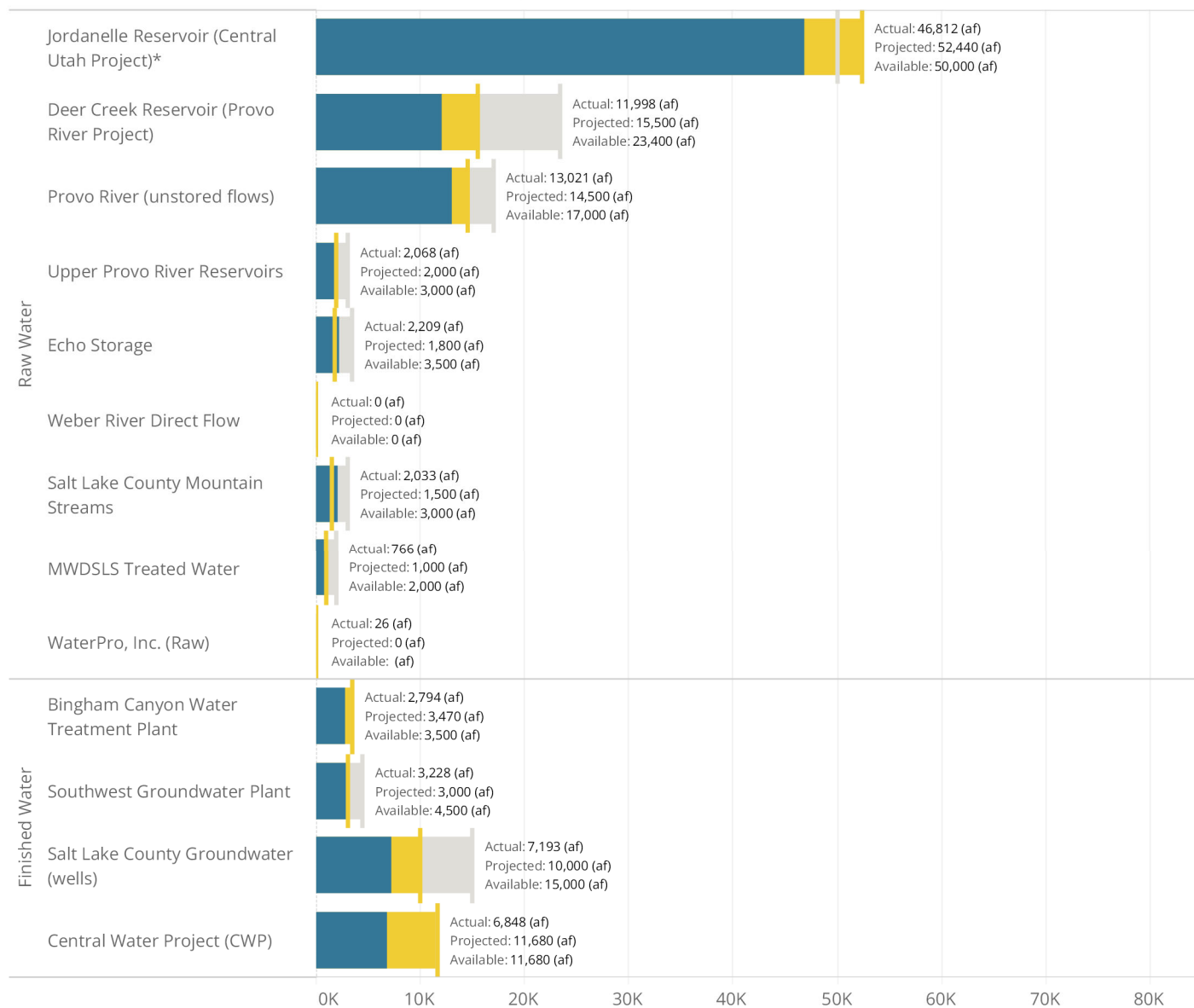
<sup>4</sup>Non-delivered portion of minimum purchase contract that may be deferred to future years as outlined in Section 1.8 of the Rules and Regulations for Wholesale Water Service.



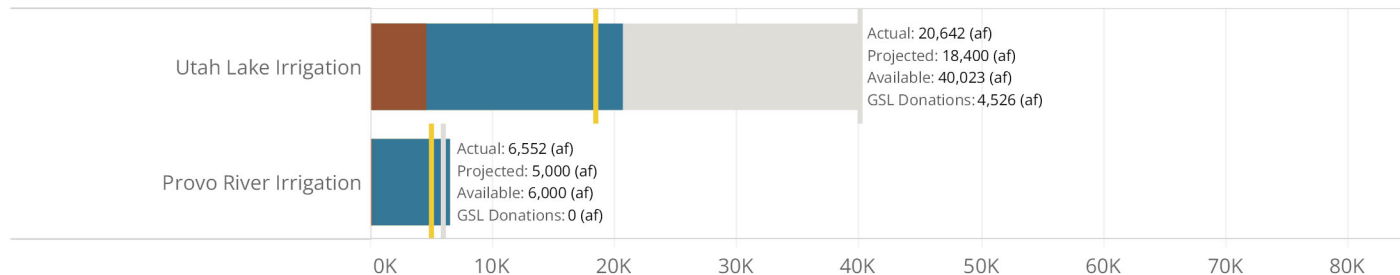
# Water Sources Update

■ GSL Donations from Utah Lake 
 ■ Actual 
 ■ Projected 
 ■ Available

M&I Water Sources (August 31, 2025)  
 Water Year 2025 (November 1, 2024 - October 31, 2025)



Irrigation Water Sources (August 31, 2025)  
 Irrigation Season 2025 (April 15, 2025 - May 15, 2026)

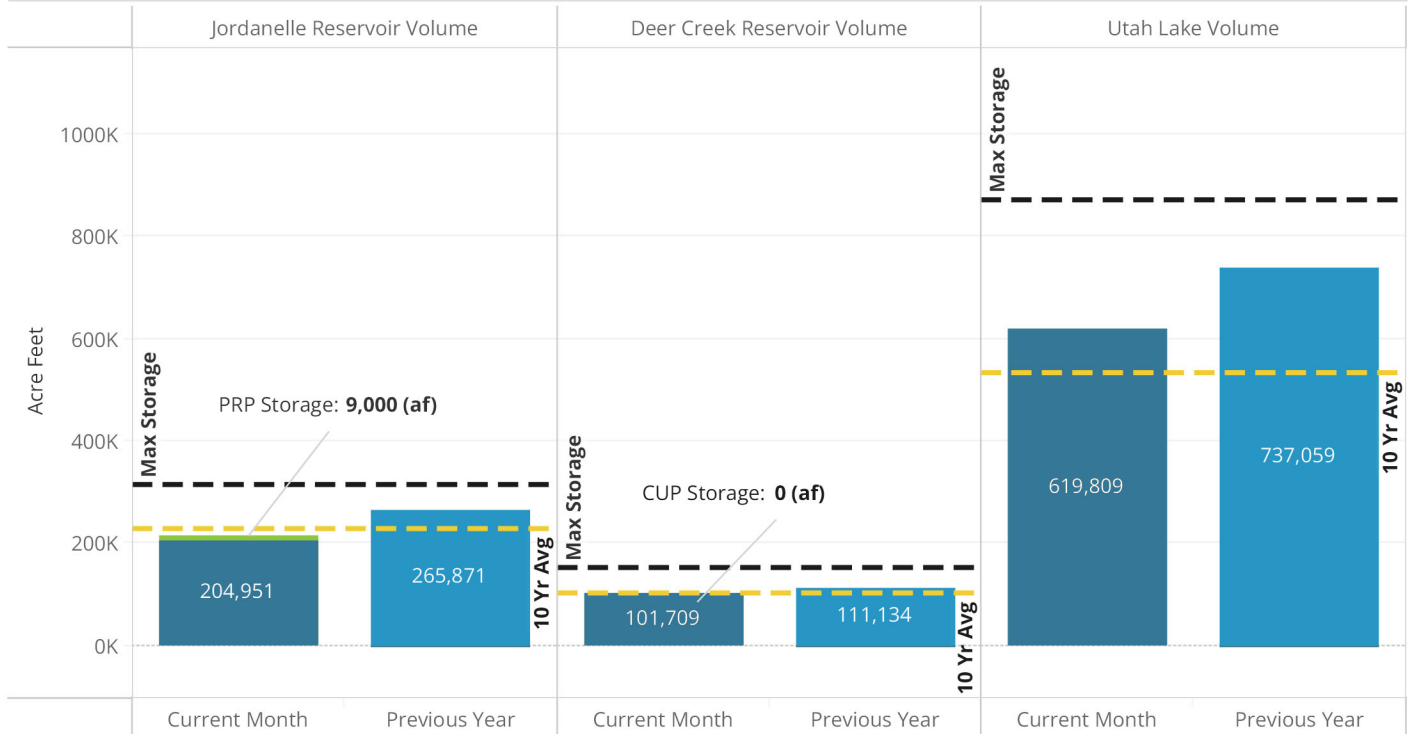


\*Central Utah Project may include holdover water from the previous year.



# Provo River Reservoirs Update

October 1, 2025



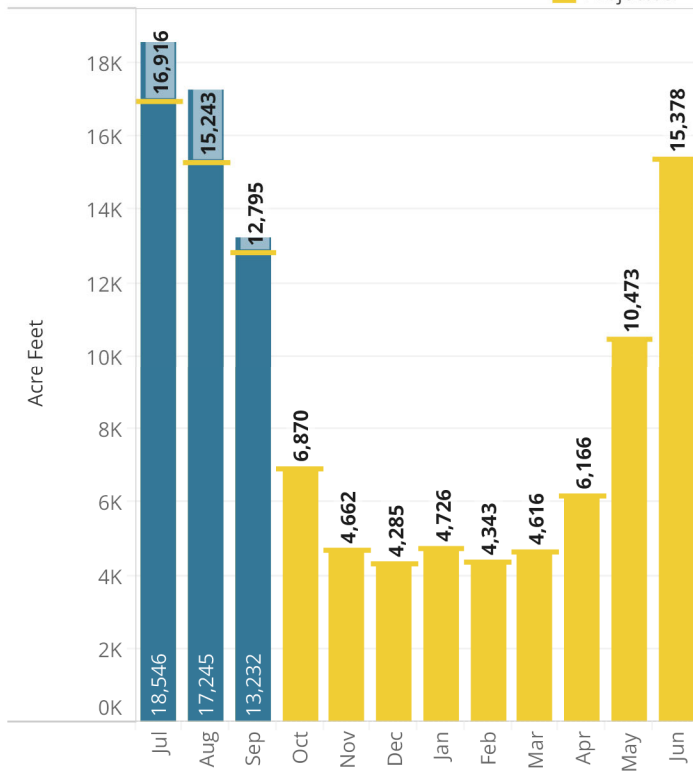
10 Yr Avg for Jordanelle Reservoir may not include all ten years. The available data for Jordanelle Reservoir begins with April, 2014.

■ Current Month ■ Other Storage ■ Previous Year

## Wholesale + Retail Actual & Projected Deliveries

FY 2026  
Through September 2025

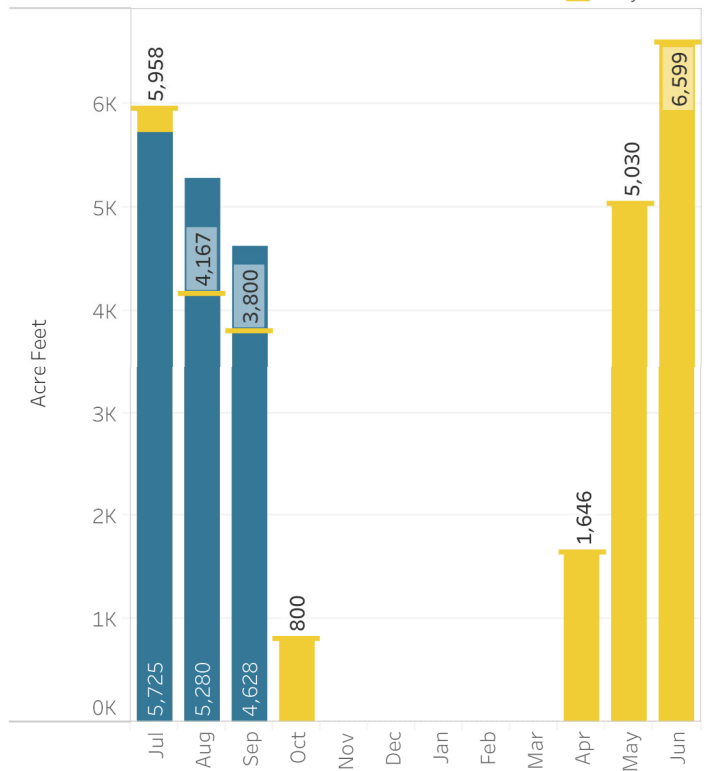
■ Actual  
■ Projected



## Irrigation Actual & Projected Deliveries

FY 2026  
Through September 2025

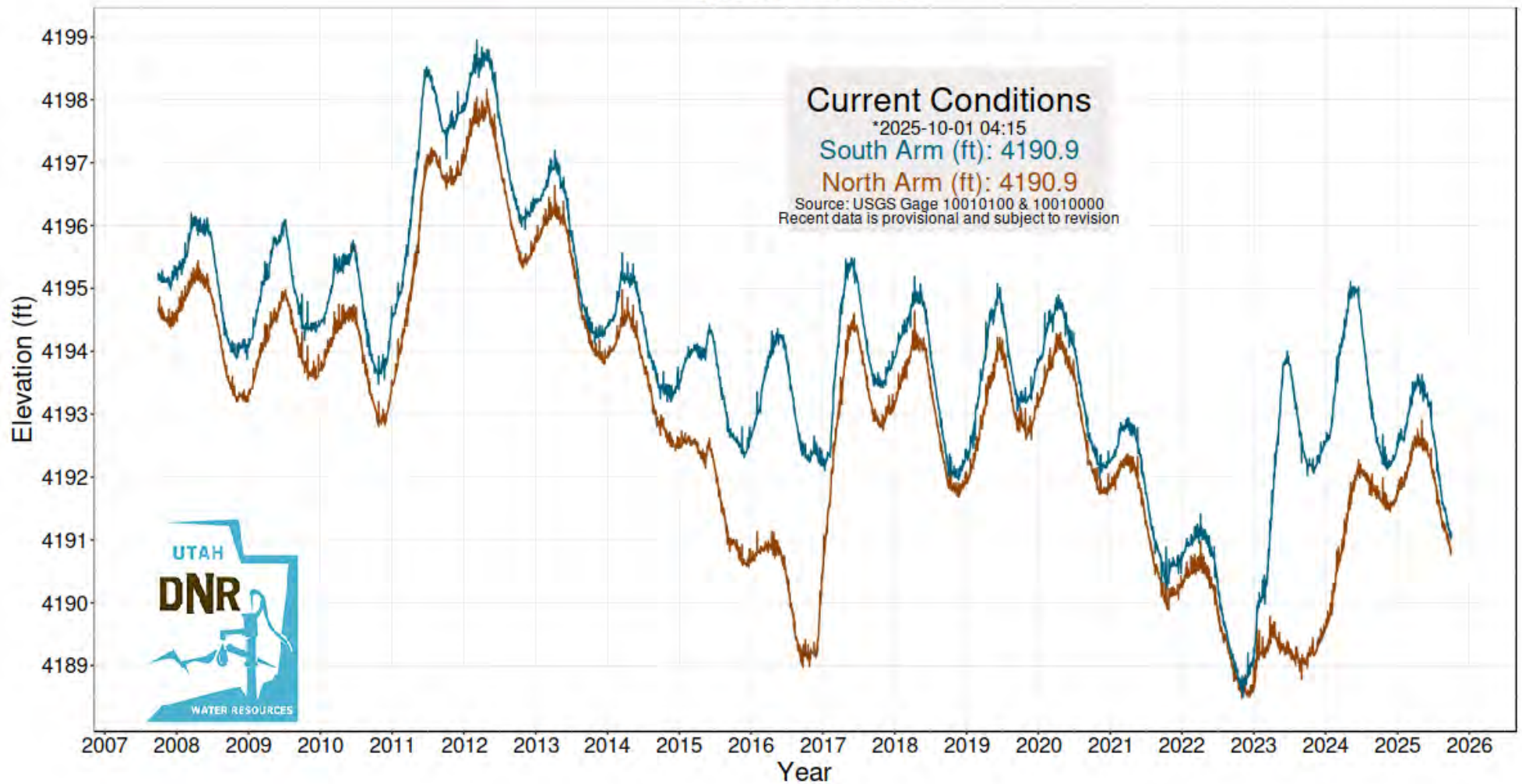
■ Actual  
■ Projected





# Great Salt Lake Elevations

Updated 10/01/2025







# CENTRAL VALLEY WATER RECLAMATION FACILITY UPDATE

A stylized illustration of a globe showing the Americas in green against a blue background. A large, light blue water drop is positioned over the top left of the globe. The globe is partially obscured by the text 'FACILITY UPDATE'.



**Central Valley Water Reclamation Facility**  
**Monthly Cost Summary**  
**September 30, 2025**

Description	Monthly Costs	O & M Monthly			
		Member Entity	Capital %	Average %	Pretreatment %
Facility Operation	2,157,276	Cottonwood	15.0980%	15.1102%	3.60%
Pretreatment Field	76,824	Mt Olympus	25.5929%	25.6933%	16.19%
Entity Lab Work	9,014	Granger-Hunter	26.8464%	26.1446%	45.71%
Net Lab Costs	107,072	Kearns	11.2632%	11.7081%	10.14%
Bond Trust Payment	1,767,655	Murray	7.3036%	7.4520%	3.92%
Bond/Cash Capital	4,361,166	South Salt Lake	4.5184%	4.3561%	19.13%
Pay-as-you-go CIP	1,384,748	Taylorsville-Ben	9.3775%	9.5357%	1.31%
	<b>9,863,755</b>		100.0000%	100.0000%	100.0000%

Calculation	Description	Cottonwood	Mount Olympus	Granger-Hunter	Kearns	Murray	South Salt Lake	Taylorsville-Bennion	Total
Monthly flows % (Table 3)	Facility Operation	325,968.72	554,275.39	564,011.18	252,576.03	160,760.21	93,973.10	205,711.37	2,157,276.00
Directly reimbursable costs	Pretreatment Field	2,765.66	12,437.81	35,116.25	7,789.95	3,011.50	14,696.43	1,006.39	76,823.99
Directly reimbursable costs	Entity Lab Work	-	809.00	2,030.00	1,366.00	540.00	394.00	3,875.00	9,014.00
Monthly flows % (Table 3)	Net Lab Costs	16,178.79	27,510.33	27,993.55	12,536.10	7,979.01	4,664.16	10,210.07	107,072.01
	Total O & M	344,913.17	595,032.53	629,150.98	274,268.08	172,290.72	113,727.69	220,802.83	2,350,186.00
	2024A Bond Entity Draws (Do not pay)	658,448.84	1,116,148.85	1,170,816.07	-	318,522.12	197,054.92	408,968.34	3,869,959.14
	Cash Entity Capital	-	-	-	491,206.85	-	-	-	491,206.85
	Monthly CIP (pay-as-you-go)	209,069.25	354,397.17	371,754.99	155,966.94	101,136.45	62,568.45	129,854.76	1,384,748.01
	2017 A & B Bond Trust Payments	47,810.48	-	85,014.04	-	23,128.08	14,308.39	-	170,260.99
	2019A Bond Trust Payments	32,914.10	-	58,525.98	24,554.05	15,921.87	-	-	131,916.00
	2020A Loan DS Payments	49,966.71	84,698.76	88,846.80	37,275.17	24,170.94	-	31,034.62	315,993.00
	2021A Bank of Utah	11,648.56	19,745.69	20,712.80	8,689.90	5,634.95	3,486.08	7,235.02	77,153.00
	2021B Bond Trust Payments	19,095.80	32,369.64	33,955.06	14,245.58	9,237.52	5,714.83	11,860.57	126,479.00
	2021C Bond Trust Payments	100,629.49	170,578.51	178,933.07	75,070.07	48,678.90	-	62,501.97	636,392.01
	2024A Bond Trust Payments	52,652.31	89,252.88	93,624.64	-	25,470.50	15,757.44	32,703.23	309,461.00
	<b>Total Entity Bill for Month</b>	<b>868,699.87</b>	<b>1,346,075.18</b>	<b>1,560,518.36</b>	<b>1,081,276.64</b>	<b>425,669.93</b>	<b>215,562.88</b>	<b>495,993.00</b>	<b>5,993,795.86</b>

Member Entity	2017A Bond %	2017B Bond %	2019A Bond %	2020A Loan %	2021A Bond %	2021B Bond %	2021C Bond %	2024A Bond %
Cottonwood	28.0807%	0.00%	24.9508%	15.8126%	15.0980%	15.0980%	15.8125%	17.0142%
Mt Olympus	0.00%	0.00%	0.0000%	26.8040%	25.5929%	25.5929%	26.8040%	28.8414%
Granger-Hunter	49.9316%	0.00%	44.3661%	28.1167%	26.8464%	26.8464%	28.1168%	30.2541%
Kearns	0.00%	100.00%	18.6134%	11.7962%	11.2632%	11.2632%	11.7962%	0.0000%
Murray	13.5839%	0.00%	12.0697%	7.6492%	7.3036%	7.3036%	7.6492%	8.2306%
South Salt Lake	8.4038%	0.00%	0.0000%	0.0000%	4.5184%	4.5184%	0.0000%	5.0919%
Taylorsville-Ben	0.00%	0.00%	0.0000%	9.8213%	9.3775%	9.3775%	9.8213%	10.5678%
	100.0000%	100.00%	100.0000%	100.0000%	100.0000%	100.0000%	100.0000%	100.0000%



**Table 3**  
**Sep 2024 thru Aug 2025**  
**Summary of Loadings to Central Valley Plant**  
**Based on Data from Previous 12 Months**

ENTITY	FLOW MGD	BOD mg/L	BOD Lbs/day	TSS mg/L	TSS Lbs/day
COTTONWOOD	6.24	260.26	13538.93	249.41	12974.17
MOUNT OLYMPUS	13.32	216.72	24072.59	169.94	18876.49
GRANGER-HUNTER	12.53	251.33	26260.69	182.58	19076.82
KEARNS	3.41	444.44	12633.58	354.01	10063.04
MURRAY	3.50	240.61	7018.05	198.66	5794.39
SOUTH SALT LAKE	2.13	267.06	4752.30	163.12	2902.80
TAYLORSVILLE-BENNION	4.05	276.85	9356.60	224.22	7577.93
TOTALS	45.18	259.13	97632.75	205.07	77265.66

**Table 5**  
**Sep 2024 thru Aug 2025**  
**Entities Share of O&M Cost**

ENTITY	% Based on Flow %	% Based on BOD %	% Based on TSS %	Total % of O&M Cost %
COTTONWOOD	3.24	4.65	7.22	15.1102
MOUNT OLYMPUS	6.93	8.26	10.50	25.6933
GRANGER-HUNTER	6.52	9.01	10.61	26.1446
KEARNS	1.77	4.34	5.60	11.7081
MURRAY	1.82	2.41	3.22	7.4520
SOUTH SALT LAKE	1.11	1.63	1.62	4.3561
TAYLORSVILLE-BENNION	2.11	3.21	4.22	9.5357
TOTALS	23.50	33.51	42.99	100.0000





# OUR TEAM

- AWWA Intermountain Section 2025 System Safety Award





# AWWA IMS Safety Award of Excellence 2025







# OUR OPERATIONS

- Audit Committee Review
- September 2025 Financial Report
- September 2025 Paid Invoice Report
- Administrative Services Update
- Water Maintenance Update
- Wastewater Maintenance Update
- Operations Update
- Capital Projects Update
- Engineering Department Update





**To:** Granger-Hunter Improvement District Board of Trustees

**From:** Austin Ballard, CPA, Controller

**Date:** October 14, 2025

**Subject:** Fraud Risk Assessment

---

## **Background**

The Office of the State Auditor (Office) regularly receives complaints of fraud or abuse by local government officials. The Office is also aware of internal investigations performed by local governments of their own officials and employees. Some of these situations receive significant media coverage, while others are resolved with less publicity. In either case, the level of concern by the public and local and state officials is significant. Many have asked the Office for more direction on how to prevent such occurrences in the future. The Fraud Risk Assessment (FRA) that will be reviewed in this memo is designed to help measure and reduce the risk of undetected fraud, abuse and noncompliance in local governments of all types and sizes. This assessment is a starting point; it is the hope of the Office that local governments will add to and adapt this form to improve how they manage their internal controls and reduce the risk of fraud, waste and abuse.

## **Objective**

The FRA is an entity self-evaluation assessment. It is broken down into nine risk areas, and each risk area is assigned points that are tabulated and compared to a “Risk Level” table. The table is broken down into the following risk level scores:

<b>Very Low</b>	<b>Low</b>	<b>Moderate</b>	<b>High</b>	<b>Very High</b>
>355	316-355	276-315	200-275	<200

Once the entity has assessed itself in the nine areas, the assessment is “Certified” by two individuals. Jason Helm and Austin Ballard have certified the FRA for Granger-Hunter Improvement District (GHID). Once “Certified,” the FRA must be presented and discussed in a board meeting. During the 2025 annual financial audit, GHID’s auditor will request proof that the FRA was “Certified,” and that it was presented and discussed in a board meeting. The assessment must be submitted to the Office within six months after the end of the fiscal year. It is anticipated that this assessment will be “Certified” and



reviewed each year. It is the objective management to achieve a score of 355 or better each year.

## **Results**

Out of a total of 395 points available, GHID scored 375 points.

### *FRA Highlights*

1. The majority of points that can be earned in the assessment is with risk area number one; “Does the entity have adequate basic separation of duties or mitigating controls as outlined in the attached Basic Separation of Duties Questionnaire?” This questionnaire has 12 separation of duties questions that can be answered either Yes, No or Mitigating control. This is an all or nothing question. If any of the questions are answered, No, the entity does not receive any of the 200 points available. GHID answered 11 of the questions with a yes and one question with Mitigating Controls.
  - a. The question with a mitigating control asks whether “those who collect cash or check payments are different from those who can make adjustments on customer accounts.” All billing personnel can take customer payments and make adjustments on customer accounts. This risk is mitigated by the Director of Administrative Services reviewing a report each month that summarizes all adjustments made to accounts. In addition, I will be incorporating random audits to verify this control is happening and will also randomly review the reports.
2. GHID has written policies in place for the following areas: conflict of interest, procurement, ethical behavior, reporting fraud and abuse, travel, credit/purchasing cards, personal use of entity assets, IT and computer security and cash receipting and deposits.
3. GHID has a licensed CPA as part of its management team. In addition, it has a member of its team who has at least a bachelor’s degree in accounting.
4. Every year, GHID requires its employees to review the employee handbook and acknowledge that they have read and understand the contents. Part of that content is GHID’s policy regarding ethical behavior that each employee agrees to abide by.
5. Each board member has completed the State Auditor online training at least once in the last four years.
6. Each year at least one member of the management team receives at least 40 hours of formal training related to accounting, budgeting or other financial areas.
7. GHID does have and promote a fraud hotline. This tool is available for employees to report fraud, waste and abuse on the intranet. Any complaints are forwarded to the Board of Trustees and GHID’s General Manager.
9. In 2025, the Audit Committee met twice, May 6<sup>th</sup> and September 25<sup>th</sup>, 2025.

### *FRA areas for improvement*

8. GHID does not have a formal internal audit function. To be awarded points for this area, a qualified individual would need to be able to check the work of the Controller and Accountant on a regular basis. It was discussed in the September



2025 audit committee meeting that GHID will not pursue this line item at this time. The committee also determined the cost of hiring an external auditor when compared to the benefit the audit would bring, does not adequately justify spending District resources to pursue this FRA line item.

If you have any questions regarding this memo, feel free to contact me at 801-955-2206. Thank you for your time reviewing this assessment.



# Fraud Risk Assessment

Continued

\*Total Points Earned: 375/395 \*Risk Level: Very Low Low Moderate High Very High  
> 355 316-355 276-315 200-275 < 200

	Yes	Pts
1. Does the entity have adequate basic separation of duties or mitigating controls as outlined in the attached Basic Separation of Duties Questionnaire?	X	200
2. Does the entity have governing body adopted written policies in the following areas:		
a. Conflict of interest?	X	5
b. Procurement?	X	5
c. Ethical behavior?	X	5
d. Reporting fraud and abuse?	X	5
e. Travel?	X	5
f. Credit/Purchasing cards (where applicable)?	X	5
g. Personal use of entity assets?	X	5
h. IT and computer security?	X	5
i. Cash receipting and deposits?	X	5
3. Does the entity have a licensed or certified (CPA, CGFM, CMA, CIA, CFE, CGAP, CPFO) expert as part of its management team?	X	20
a. Do any members of the management team have at least a bachelor's degree in accounting?	X	10
4. Are employees and elected officials required to annually commit in writing to abide by a statement of ethical behavior?	X	20
5. Have all governing body members completed entity specific (District Board Member Training for local/special service districts & interlocal entities, Introductory Training for Municipal Officials for cities & towns, etc.) online training ( <a href="http://training.auditor.utah.gov">training.auditor.utah.gov</a> ) within four years of term appointment/election date?	X	20
6. Regardless of license or formal education, does at least one member of the management team receive at least 40 hours of formal training related to accounting, budgeting, or other financial areas each year?	X	20
7. Does the entity have or promote a fraud hotline?	X	20
8. Does the entity have a formal internal audit function?		20
9. Does the entity have a formal audit committee?	X	20

\*Entity Name: Granger-Hunter Improvement District

\*Completed for Fiscal Year Ending: 2025 \*Completion Date: 9/11/2025

\*CAO Name: Jason Helm \*CFO Name: Austin Ballard

\*CAO Signature:  \*CFO Signature: 

\*Required



# Basic Separation of Duties

See the following page for instructions and definitions.

	Yes	No	MC*	N/A
1. Does the entity have a board chair, clerk, and treasurer who are three separate people?	X			
2. Are all the people who are able to receive cash or check payments different from all of the people who are able to make general ledger entries?	X			
3. Are all the people who are able to collect cash or check payments different from all the people who are able to adjust customer accounts? If no customer accounts, check "N/A".			X	
4. Are all the people who have access to blank checks different from those who are authorized signers?	X			
5. Does someone other than the clerk and treasurer reconcile all bank accounts OR are original bank statements reviewed by a person other than the clerk to detect unauthorized disbursements?	X			
6. Does someone other than the clerk review periodic reports of all general ledger accounts to identify unauthorized payments recorded in those accounts?	X			
7. Are original credit/purchase card statements received directly from the card company by someone other than the card holder? If no credit/purchase cards, check "N/A".	X			
8. Does someone other than the credit/purchase card holder ensure that all card purchases are supported with receipts or other supporting documentation? If no credit/purchase cards, check "N/A".	X			
9. Does someone who is not a subordinate of the credit/purchase card holder review all card purchases for appropriateness (including the chief administrative officer and board members if they have a card)? If no credit/purchase cards, check "N/A".	X			
10. Does the person who authorizes payment for goods or services, who is not the clerk, verify the receipt of goods or services?	X			
11. Does someone authorize payroll payments who is separate from the person who prepares payroll payments? If no W-2 employees, check "N/A".	X			
12. Does someone review all payroll payments who is separate from the person who prepares payroll payments? If no W-2 employees, check "N/A".	X			

\* MC = Mitigating Control



# EXTERNAL AUDITOR APPROVAL

---

**Project Description:** RFP issued to select certified public accounting firm to provide external audit services for the District for year ending financial statements December 31, 2025, with an option to renew on a year-to-year basis up to five (5) years.

**Project Update:** Two RFP submissions were received after a four-week period for CPA firms to submit on the project. Audit committee met on September 25<sup>th</sup>, to review proposals and score the submissions.

Proposer	Score
K&C, CPAs	91.8
Proposer B	84.0

**Audit Committee recommendation:** Motion to approve a contract with K&C, CPAs on a year-to-year basis up to five (5) years for external audit services in the amount of \$14,600 for the annual audit and \$1,250 each year for a single audit if needed.



## **AUDIT COMMITTEE OF THE GRANGER-HUNTER IMPROVEMENT DISTRICT**

**Thursday, September 25<sup>th</sup>, 2025, 1:30 PM**  
**GHID, Board Room**

### **Agenda**

#### **A. GENERAL**

##### **1. Report those present for the record**

##### **Committee Members:**

- Roger Nordgren, Trustee
- Jason Helm, General Manager
- Austin Ballard, Controller
- Jim Welch (Virtually), Director of Finance West Valley City

#### **B. INDEPENDENT AUDITOR**

##### **1. Review and evaluate independent auditor RFP to select external auditor**

- The District utilized the State of Utah Procurement website (Bonfire) to solicit bids for the District's External Audit Services. Those proposals were due on the website by 4:00pm MDT on Thursday September 11<sup>th</sup>, 2025. The District received two proposals.
- On Monday September 15<sup>th</sup>, Austin Ballard distributed the two proposals to the Audit Committee to begin evaluating the proposals in accordance with the RFP document.
- The committee met on September 25<sup>th</sup>, to review the proposals. Each Audit Committee member reviewed and explained their analysis/scoring of each proposal. A discussion took place between the committee members to validate each of the evaluation criteria within the RFP. Mr. Ballard compiled the four (4) evaluations from each committee member, averaged the scores, and applied the RFP weighted average for each of the sections to each proposal.
- The Audit Committee concluded that K&C, CPAs was the highest scoring firm in this RFP. The committee recommends that the Board of Trustees enter a contract with K&C, CPAs to continue to external auditing service for the District.

#### **C. INTERNAL AUDIT**

##### **1. Review and discuss Fraud Risk Assessment**

- Mr. Ballard reviewed the fraud risk assessment to the committee. The District self-assessed a score of 375 out of 395 points, which is considered very low risk. Mr. Ballard highlighted item 8, "Does the entity have a formal internal audit function?", of which there were no points awarded on the assessment. The Audit Committee had a brief discussion about whether it would be beneficial for the District to engage an external auditing firm to conduct an internal audit. The Committee determined that at this time there is not sufficient cost benefit ratio for the District to higher an external auditor to conduct an internal audit.
- Mr. Ballard also commented about the mitigating control relating to item #1.3. Currently the front-line office staff have both the ability to collect cash/checks from customers and make adjustments to customer accounts. To mitigate potential conflicts of interest with customers and front-line office staff, the Supervisor and Director of Admin Services review a report that lists all adjustments made to accounts monthly.
- The committee also identified that Mr. Ballard could incorporate some random audits to make sure that this review is happening along with reviewing the report sporadically as another way to bolster the mitigating control.

#### **D. REVIEW OF HOTLINE COMPLAINTS**

##### **1. Review hotline complaints for periods May 2025 - September 2025.**

- There were no hotline complaints that the committee needed to review.

#### **E. AUDIT COMMITTEE MEMBERS INPUT, REPORTS, FOLLOW-UP ITEMS OR QUESTIONS**

#### **F. CALENDAR**














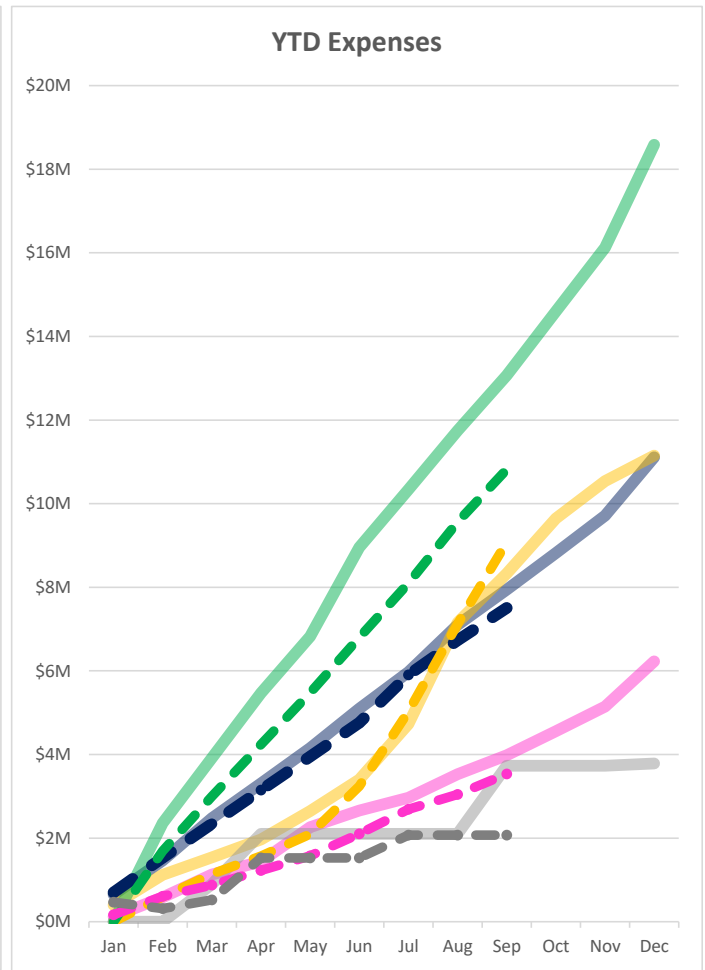
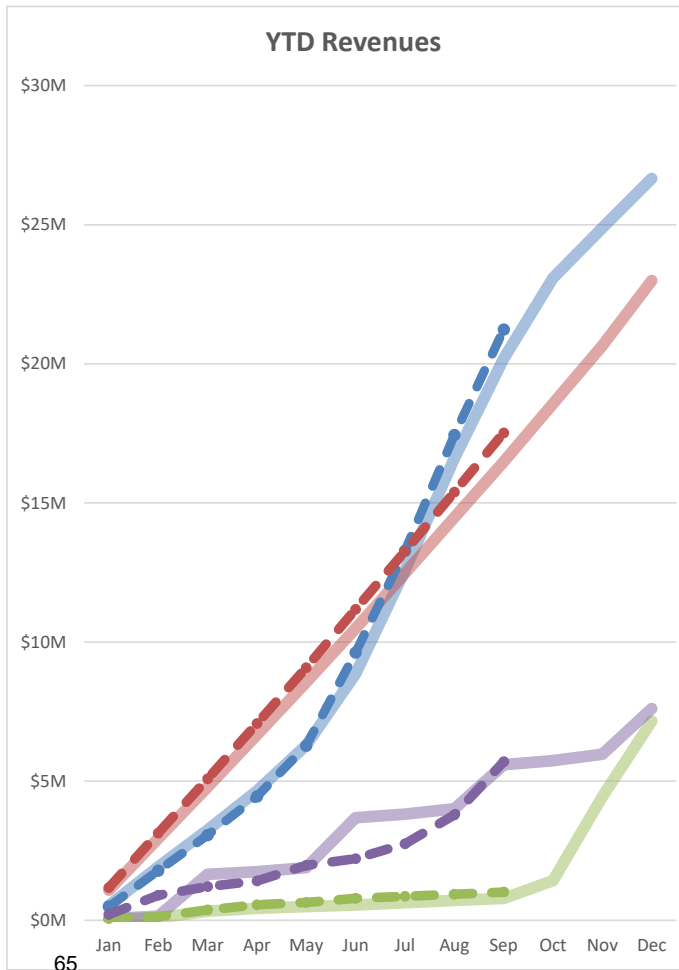
# SEPTEMBER 2025 FINANCIAL REPORT





## UNAUDITED STATEMENT

	Key	Sep 2025	YTD 2025	Budget 2025	% of Budget
<b>REVENUES</b>					
Water Sales		\$ 3,785,933	\$ 21,228,973	\$ 26,661,000	79.6%
Sewer Service Charges		2,125,588	17,519,673	22,992,000	76.2%
Property Taxes		75,700	1,014,306	7,156,600	14.2%
Other		1,915,287	5,700,419	7,608,000	74.9%
<b>Total Revenue</b>		<u>7,902,508</u>	<u>45,463,371</u>	<u>64,417,600</u>	<u>70.6%</u>
<b>EXPENSES</b>					
Payroll and Benefits		773,019	7,504,566	11,108,875	67.6%
Water Purchases		1,955,016	9,075,655	11,149,425	81.4%
Central Valley		1,257,258	10,817,922	18,584,077	58.2%
O&M & Admin		490,557	3,534,697	6,227,505	56.8%
Debt Service		-	3,160,846	3,794,332	83.3%
<b>Total Expenses</b>		<u>4,475,850</u>	<u>34,093,686</u>	<u>50,864,214</u>	<u>67.0%</u>
<b>CAPITAL</b>					
Infrastructure		2,644,431	11,730,199	22,792,571	51.5%
Vehicles & Equipment		50,142	693,740	759,000	91.4%
<b>Total Capital</b>		<u>2,694,573</u>	<u>12,423,939</u>	<u>23,551,571</u>	<u>52.8%</u>
<b>NET REVENUES</b>		<u>\$ 732,085</u>	<u>\$ (1,054,254)</u>	<u>\$ (9,998,185)</u>	<u>10.5%</u>
Add back Infrastructure		2,644,431	11,730,199	22,792,571	51.5%
Add Noncash OPEB Accrual		-	-	89,000	0.0%
<b>ADJ NET REVENUES</b>		<u>\$ 3,376,516</u>	<u>\$ 10,675,945</u>	<u>\$ 12,883,386</u>	<u>82.9%</u>





## REVENUES - UNAUDITED

	Sep 2024	YTD 2024	Amended Budget 2024	% of Budget	Sep 2025	YTD 2025	Budget 2025	% of Budget
<b>REVENUES</b>								
<b>Operating Revenues:</b>								
Water Sales	\$ 3,440,562	\$ 19,163,558	\$ 25,154,000	76.2%	\$ 3,785,933	\$ 21,228,973	\$ 26,661,000	79.6%
Sewer Service Charges	1,333,318	10,389,333	14,254,000	72.9%	1,446,057	11,422,626	15,162,000	75.3%
Central Valley Assessmt	533,862	4,770,704	6,210,000	76.8%	679,531	6,097,047	7,830,000	77.9%
Engineering Fees	5,933	54,438	125,000	43.6%	3,325	63,568	61,000	104.2%
Connection fees	49,400	82,939	82,000	101.1%	2,366	64,223	40,000	160.6%
Inspection	13,355	82,870	85,000	97.5%	27,097	112,044	100,000	112.0%
Delinquent/Turn-on Fees	1,655	10,514	60,000	17.5%	(1,203)	17,307	30,000	57.7%
Waterwise Customer Revenue	-	3,552	-	0.0%	14	4,812	3,500	137.5%
Grant/Loan Forgive Revenue	-	1,440,989	3,636,394	39.6%	1,615,497	2,906,686	5,731,000	50.7%
Conservation Grant	-	53,197	68,500	77.7%	-	64,780	68,500	94.6%
Total Operating Revenue	5,378,085	36,052,094	49,674,894	72.6%	7,558,617	41,982,066	55,687,000	75.4%
<b>Property Tax Revenue:</b>								
Property Tax	24,000	135,032	5,892,000	2.3%	17,500	148,347	6,020,600	2.5%
Motor Vehicle	21,000	205,574	285,000	72.1%	26,200	228,134	285,000	80.0%
Personal Property	26,000	443,570	430,000	103.2%	27,500	506,671	431,000	117.6%
Delinquent Tax/Interest	1,000	79,328	70,000	113.3%	4,500	131,154	90,000	145.7%
Tax Increment for RDA	-	-	191,000	0.0%	-	-	330,000	0.0%
Total Property Tax Revenue	72,000	863,504	6,868,000	12.6%	75,700	1,014,306	7,156,600	14.2%
<b>Non-operating Revenue:</b>								
Impact Fees - Water	92,000	572,224	500,000	114.4%	117,214	691,648	500,000	138.3%
Impact Fees - Sewer	66,087	193,010	275,000	70.2%	-	135,928	225,000	60.4%
Interest	206,447	1,472,681	600,000	245.4%	136,863	1,403,447	600,000	233.9%
Sale of Surplus Equipment	22,800	270,825	55,000	492.4%	-	97,271	94,000	103.5%
Other	15,322	107,586	125,000	86.1%	14,114	138,705	155,000	89.5%
Total Non-operating Revenue	402,656	2,616,326	1,555,000	168.3%	268,191	2,466,999	1,574,000	156.7%
<b>Total Revenues</b>	<b>\$ 5,852,741</b>	<b>\$ 39,531,924</b>	<b>\$ 58,097,894</b>	<b>68.0%</b>	<b>\$ 7,902,508</b>	<b>\$ 45,463,371</b>	<b>\$ 64,417,600</b>	<b>70.6%</b>

Percent of Year Completed: 75.00%



## EXPENSES - UNAUDITED

	Sep 2024	YTD 2024	Amended Budget 2024	% of Budget	Sep 2025	YTD 2025	Budget 2025	% of Budget
<b>EXPENSES</b>								
<b>Payroll Wages:</b>								
Salaries & Wages	\$ 439,210	4,205,911	\$ 5,884,106	71.5%	\$ 462,783	4,472,569	\$ 6,432,353	69.5%
Overtime Wages	19,311	123,072	166,249	74.0%	9,254	122,267	171,000	71.5%
On-call Pay	10,986	81,294	105,000	77.4%	11,132	103,581	150,000	69.1%
Incentive Pay	-	3,900	2,800	139.3%	-	600	800	75.0%
Vehicle Allowance	554	5,261	7,200	73.1%	-	-	-	N/A
Clothing Allowance	-	20,075	20,350	98.6%	-	20,625	22,000	93.8%
Other/OPEB	-	-	433,000	0.0%	-	-	89,000	0.0%
<i>Total Payroll Wages</i>	<i>470,061</i>	<i>4,439,513</i>	<i>6,618,705</i>	<i>67.1%</i>	<i>483,169</i>	<i>4,719,642</i>	<i>6,865,153</i>	<i>68.7%</i>
<b>Payroll Benefits:</b>								
State Retirement Plan	74,811	719,526	1,010,281	71.2%	71,494	723,968	1,071,477	67.6%
401K Plan	47,039	441,507	571,251	77.3%	48,043	470,922	626,944	75.1%
Health/Dental Insurance	155,241	1,420,342	2,148,538	66.1%	158,852	1,436,334	2,328,244	61.7%
Medicare	6,704	63,260	87,190	72.6%	6,864	67,137	95,757	70.1%
Workers Compensation Ins	-	58,336	40,000	145.8%	-	43,049	55,000	78.3%
Life/LTD/LTC Insurance	3,985	33,012	51,800	63.7%	4,597	41,068	61,300	67.0%
State Unemployment	-	1,229	5,000	24.6%	-	2,446	5,000	48.9%
<i>Total Payroll Benefits</i>	<i>287,780</i>	<i>2,737,212</i>	<i>3,914,060</i>	<i>69.9%</i>	<i>289,850</i>	<i>2,784,924</i>	<i>4,243,722</i>	<i>65.6%</i>
<b>Operations &amp; Maintenance:</b>								
Repair & Replacement	138,670	1,010,849	1,848,075	54.7%	42,810	989,706	1,559,541	63.5%
Building & Grounds	17,789	125,899	183,550	68.6%	13,138	157,926	223,410	70.7%
Vehicle Maint & Fuel	8,999	97,113	191,600	50.7%	13,821	109,682	155,700	70.4%
Vehicle Lease	3,384	40,607	50,500	80.4%	-	24,959	33,000	75.6%
Tools & Supplies	6,748	78,600	108,050	72.7%	10,619	69,311	105,200	65.9%
Water Purchases	1,748,012	7,464,224	11,543,138	64.7%	1,955,016	9,075,655	11,149,425	81.4%
Treatment Chemicals	9,086	37,615	32,000	117.5%	1,606	23,077	32,000	72.1%
Water Lab Testing Fees	512	47,700	72,500	65.8%	3,193	38,818	80,930	48.0%
Utilities	841	455,432	852,600	53.4%	233,021	623,912	868,000	71.9%
<i>Total O&amp;M</i>	<i>1,934,041</i>	<i>9,358,039</i>	<i>14,882,013</i>	<i>62.9%</i>	<i>2,273,224</i>	<i>11,113,046</i>	<i>14,207,206</i>	<i>78.2%</i>
<b>CVWRF:</b>								
Facility Operations	583,306	3,968,571	6,404,682	62.0%	526,295	4,208,593	7,272,851	57.9%
Project Betterments	63,043	926,092	1,958,901	47.3%	116,376	806,872	2,159,472	37.4%
Pre-treatment Field	40,517	274,023	331,699	82.6%	28,537	277,864	436,020	63.7%
Laboratory	36,157	238,851	344,578	69.3%	26,438	234,459	375,355	62.5%
CVW Debt Service	188,912	3,753,931	7,240,191	51.8%	559,612	5,290,134	8,340,379	63.4%
<i>Total CVWRF</i>	<i>\$ 911,935</i>	<i>9,161,468</i>	<i>\$ 16,280,051</i>	<i>56.3%</i>	<i>\$ 1,257,258</i>	<i>10,817,922</i>	<i>\$ 18,584,077</i>	<i>58.2%</i>





## EXPENSES - UNAUDITED

	Sep 2024	YTD 2024	Amended Budget 2024	% of Budget	Sep 2025	YTD 2025	Budget 2025	% of Budget
<b>General &amp; Administrative:</b>								
Office Supplies/Printing	\$ 405	9,607	\$ 19,700	48.8%	\$ 600	4,327	\$ 19,225	22.5%
Postage & Mailing	13,483	109,283	172,450	63.4%	13,567	112,781	179,350	62.9%
General Administrative	2,186	29,860	74,672	40.0%	18,148	64,982	101,287	64.2%
General Administrative-Elections	-	-	-	0.0%	-	20,000	110,000	18.2%
General Administrative-TNT	-	-	-	0.0%	-	-	5,000	0.0%
Computer Supplies	107,078	433,019	510,735	84.8%	83,169	289,994	557,502	52.0%
General Insurance	-	326,417	492,637	66.3%	(38,501)	233,790	447,835	52.2%
Utilities	1,111	60,494	91,500	66.1%	12,406	60,861	98,700	61.7%
Telephone	6,655	87,582	152,500	57.4%	8,087	83,427	161,440	51.7%
Training & Education	657	63,780	103,750	61.5%	14,048	58,674	104,450	56.2%
Safety	2,187	17,072	72,525	23.5%	4,273	30,540	67,725	45.1%
Legal fees	3,290	27,135	48,000	56.5%	3,075	35,271	48,000	73.5%
Auditing Fees	-	12,000	12,000	100.0%	-	12,000	12,000	100.0%
Professional Consulting	23,715	180,914	231,760	78.1%	11,753	74,501	182,710	40.8%
Public Relations/Conservation	-	8,828	15,500	57.0%	-	83,395	92,500	90.2%
Banking & Bonding	51,944	311,818	381,060	81.8%	41,724	288,693	423,500	68.2%
Payments to Other Gov't Agencies	-	45,469	46,000	98.8%	-	44,070	48,500	90.9%
Admin Contingency	-	-	180,000	0.0%	-	-	180,000	0.0%
<i>Total General Administrative</i>	<u>212,711</u>	<u>1,723,278</u>	<u>2,604,789</u>	<u>66.2%</u>	<u>172,349</u>	<u>1,497,306</u>	<u>2,839,724</u>	<u>52.7%</u>
<b>Total Operating Expenses</b>	<u>3,816,528</u>	<u>27,419,510</u>	<u>44,299,618</u>	<u>61.9%</u>	<u>4,475,850</u>	<u>30,932,840</u>	<u>46,739,882</u>	<u>66.2%</u>
<b>Net Operating Revenues</b>	<u>2,036,213</u>	<u>12,112,414</u>	<u>13,798,276</u>	<u>87.8%</u>	<u>3,426,658</u>	<u>14,530,531</u>	<u>17,677,718</u>	<u>82.2%</u>
<b>Indirect Operating Expenses:</b>								
Depreciation	702,821	6,363,055	8,500,000	74.9%	-	6,302,326	8,900,000	70.8%
RDA Pass-Through	-	-	191,000	0.0%	-	-	330,000	0.0%
<i>Total Indirect Operating Exp</i>	<u>702,821</u>	<u>6,363,055</u>	<u>8,691,000</u>	<u>73.2%</u>	<u>-</u>	<u>6,302,326</u>	<u>9,230,000</u>	<u>68.3%</u>
<b>Capital</b>								
Infrastructure	2,810,413	14,719,309	27,598,500	53.3%	2,644,431	11,730,199	22,792,571	51.5%
Vehicles & Equipment	-	1,094,357	1,426,000	76.7%	50,142	693,740	759,000	91.4%
<i>Total Equipment</i>	<u>2,810,413</u>	<u>15,813,666</u>	<u>29,024,500</u>	<u>54.5%</u>	<u>2,694,573</u>	<u>12,423,939</u>	<u>23,551,571</u>	<u>52.8%</u>
<b>Debt Service:</b>								
Bond Interest and Fees	-	799,676	1,357,515	58.9%	-	730,846	1,364,332	53.6%
Bond Principal Pmt ('21 Bond)	-	326,000	326,000	100.0%	-	332,000	332,000	100.0%
Bond Principal Pmt ('19 Bond)	-	996,000	996,000	100.0%	-	1,008,000	1,008,000	100.0%
Bond Principal Pmt ('23A Bond)	-	-	-	0.0%	-	-	-	0.0%
Bond Principal Pmt ('23B Bond)	-	790,000	790,000	100.0%	-	1,090,000	1,090,000	100.0%
<i>Total Debt Service</i>	<u>-</u>	<u>2,911,676</u>	<u>3,469,515</u>	<u>83.9%</u>	<u>-</u>	<u>3,160,846</u>	<u>3,794,332</u>	<u>83.3%</u>
<b>Total Equip &amp; Debt Service</b>	<u>2,810,413</u>	<u>18,725,342</u>	<u>32,494,015</u>	<u>57.6%</u>	<u>2,694,573</u>	<u>15,584,785</u>	<u>27,345,903</u>	<u>57.0%</u>
<b>Net Revenues</b>	<u>(1,477,021)</u>	<u>(12,975,983)</u>	<u>(27,386,739)</u>	<u>47.4%</u>	<u>732,085</u>	<u>(7,356,580)</u>	<u>(18,898,185)</u>	<u>38.9%</u>
Add back Depreciation	702,821	6,363,055	8,500,000	74.9%	-	6,302,326	8,900,000	70.8%
Add back Infrastructure	2,810,413	14,719,309	27,598,500	53.3%	2,644,431	11,730,199	22,792,571	51.5%
Add Noncash OPEB Accrual	-	-	433,000	0.0%	-	-	89,000	0.0%
<b>Adjusted Net Revenues</b>	<u>\$ 2,036,213</u>	<u>8,106,381</u>	<u>\$ 9,144,761</u>	<u>88.6%</u>	<u>\$ 3,376,516</u>	<u>10,675,945</u>	<u>\$ 12,883,386</u>	<u>82.9%</u>



## BALANCE SHEET - UNAUDITED

	Sep 2025
<b>ASSETS</b>	
<b>Current Assets</b>	
Unrestricted cash and cash equivalents	\$ 16,374,125
Marketable Securities	8,173,747
Receivables	5,959,351
Inventory	1,633,218
<b>Total Current Assets</b>	<b><u>32,140,441</u></b>
<b>Non-current Assets</b>	
Restricted cash and cash equivalents	13,426,116
Capital Assets - net of depreciation	167,356,494
Investment in Central Valley Water Reclamation Facility	46,019,749
<b>Total Non-current Assets</b>	<b><u>226,802,359</u></b>
<b>Deferred Outflows of Resources</b>	
Deferred outflows relating to pensions	2,189,386
<b>Total Deferred Outflows of Resources</b>	<b><u>2,189,386</u></b>
<b>Total Assets and Deferred Outflows of Resources</b>	<b><u>\$ 261,132,186</u></b>
<b>LIABILITIES</b>	
<b>Current Liabilities</b>	
Accounts payable	\$ 3,740
Accrued liabilities	1,122,839
Retainage	552,802
Customer water deposits	13,281
<b>Total Current Liabilities</b>	<b><u>1,692,662</u></b>
<b>Non-Current Liabilities</b>	
Long-term liabilities, due in more than one year	57,196,137
Net pension liability	971,293
<b>Total Non-Current Liabilities</b>	<b><u>58,167,430</u></b>
<b>Deferred Inflows of Resources</b>	
Deferred inflows relating to pensions	13,268
<b>Total Deferred Inflows of Resources</b>	<b><u>13,268</u></b>
<b>Total Liabilities and Deferred Inflows of Resources</b>	<b><u>59,873,360</u></b>
<b>NET POSITION</b>	
<b>Total Net Position</b>	<b><u>201,258,826</u></b>
<b>Total Liabilities, Deferred Inflows of Resources and Net Position</b>	<b><u>\$ 261,132,186</u></b>



## 2025 SURPLUS EQUIPMENT

	Jan	Feb	Mar	Apr	May	Jun	Jul	Aug	Sep	Oct	Nov	Dec	Total
<b>Surplus Equipment - 2025</b>													
Sale of Property Pioneer Lift Station	\$ 1,000.00	\$ -	\$ -	\$ -	\$ -	\$ -	\$ -	\$ -	\$ -	\$ -	\$ -	\$ -	\$ 1,000.00
Sale of Property to Hale Center	\$ -	\$ -	\$ 45,196.91	\$ -	\$ -	\$ -	\$ -	\$ -	\$ -	\$ -	\$ -	\$ -	\$ 45,196.91
Computer Equipment	\$ -	\$ -	\$ 182.50	\$ -	\$ -	\$ -	\$ -	\$ -	\$ -	\$ -	\$ -	\$ -	\$ 182.50
Furniture	\$ -	\$ -	\$ 111.00	\$ -	\$ -	\$ -	\$ -	\$ -	\$ -	\$ -	\$ -	\$ -	\$ 111.00
Misc Items	\$ -	\$ -	\$ 6.00	\$ -	\$ -	\$ -	\$ -	\$ -	\$ -	\$ -	\$ -	\$ -	\$ 6.00
Fire Hydrants	\$ -	\$ -	\$ 92.10	\$ -	\$ -	\$ -	\$ -	\$ -	\$ -	\$ -	\$ -	\$ -	\$ 92.10
Sale of land easement to Enbridge	\$ -	\$ -	\$ -	\$ -	\$ -	\$ -	\$ 24,982.69	\$ -	\$ -	\$ -	\$ -	\$ -	\$ 24,982.69
Unit #38 Chevy 1500	\$ -	\$ -	\$ -	\$ -	\$ -	\$ -	\$ 14,000.00	\$ -	\$ -	\$ -	\$ -	\$ -	\$ 14,000.00
Unit #11 Chevy 1500	\$ -	\$ -	\$ -	\$ -	\$ -	\$ -	\$ 11,700.00	\$ -	\$ -	\$ -	\$ -	\$ -	\$ 11,700.00
<b>Total Surplus Equipment - 2025</b>	<b>\$ 1,000.00</b>	<b>\$ -</b>	<b>\$ 45,588.51</b>	<b>\$ -</b>	<b>\$ -</b>	<b>\$ -</b>	<b>\$ 50,682.69</b>	<b>\$ -</b>	<b>\$ -</b>	<b>\$ -</b>	<b>\$ -</b>	<b>\$ -</b>	<b>\$ 97,271.20</b>





# SEPTEMBER 2025 PAID INVOICE REPORT







Granger-Hunter Improvement District, UT

## Paid Check Report

By Vendor Name

Payment Dates 9/1/2025 - 9/30/2025

Vendor Name	Payment Date	Payment Number	Description (Item)	Account Number	Account Name	Amount
<b>Vendor: 5396 - 3XL INC.</b>						
3XL INC.	09/03/2025	130390	Fill Dirt Emergency Repairs	01-220-520210	REPAIR SUPPLIES - WTR R&R	7,879.70
3XL INC.	09/10/2025	130420	Fill Dirt Emergency Repairs	01-220-520210	REPAIR SUPPLIES - WTR R&R	3,552.60
<b>Vendor 5396 - 3XL INC. Total:</b>						<b>11,432.30</b>
<b>Vendor: 1064 - ACE RECYCLING &amp; DISPOSAL</b>						
ACE RECYCLING & DISPOSAL	09/03/2025	130368	SEP 2025 RECYCLING	01-130-510220	BUILDINGS & GROUNDS - CU...	230.06
<b>Vendor 1064 - ACE RECYCLING &amp; DISPOSAL Total:</b>						<b>230.06</b>
<b>Vendor: 5414 - ADVANCED DOOR, LC</b>						
ADVANCED DOOR, LC	09/24/2025	130481	Garage Door Repair- Bldg C a...	01-260-510220	BUILDINGS & GROUNDS - BL...	300.00
<b>Vendor 5414 - ADVANCED DOOR, LC Total:</b>						<b>300.00</b>
<b>Vendor: 5322 - ADVANCED ELEMENTS, INC.</b>						
ADVANCED ELEMENTS, INC.	09/10/2025	130418	25L: 3600 W WATERLINE REP...	01-340-520920	INFRASTRUCTURE PURCHAS...	8,771.00
<b>Vendor 5322 - ADVANCED ELEMENTS, INC. Total:</b>						<b>8,771.00</b>
<b>Vendor: 1210 - AMERICAN EXPRESS</b>						
AMERICAN EXPRESS	09/03/2025	130369	AUG 2025 PURCHASES	01-000-210150	AMEX/MC PAYABLE	4,837.97
AMERICAN EXPRESS	09/03/2025	130369	AMEX/SFTY PTS GIFT CARD - ...	01-000-220710	EMPLOYEE ACCRUED SAFETY...	50.00
AMERICAN EXPRESS	09/03/2025	130369	BRUNT/2025 BOOTS - EMP #...	01-000-220710	EMPLOYEE ACCRUED SAFETY...	25.50
AMERICAN EXPRESS	09/03/2025	130369	AWWA/REGISTRATION 2025...	01-105-510480	TRAINING & EDUCATION - B...	329.80
AMERICAN EXPRESS	09/03/2025	130369	GREEN HOLLOW/EMP APPRE...	01-110-510430	GENERAL ADMINISTRATIVE	1,537.50
AMERICAN EXPRESS	09/03/2025	130369	DEQ DW/CROSS CONNECTIO...	01-110-510430	GENERAL ADMINISTRATIVE	165.00
AMERICAN EXPRESS	09/03/2025	130369	AMZN/EMP RECOGNITION P...	01-110-510430	GENERAL ADMINISTRATIVE	65.97
AMERICAN EXPRESS	09/03/2025	130369	HARMONS FLORAL/SYMPAT...	01-110-510430	GENERAL ADMINISTRATIVE	60.00
AMERICAN EXPRESS	09/03/2025	130369	BRUNT/2025 BOOTS - EMP #...	01-110-510430	GENERAL ADMINISTRATIVE	18.47
AMERICAN EXPRESS	09/03/2025	130369	AWWA/REGISTRATION 2025...	01-110-510480	TRAINING & EDUCATION - M...	989.40
AMERICAN EXPRESS	09/03/2025	130369	CHMBRWST/PROFESSIONAL ...	01-110-510480	TRAINING & EDUCATION - M...	25.00
AMERICAN EXPRESS	09/03/2025	130369	AMZN/ERP BINDERS	01-110-510520	PROFESSIONAL CONSULTING ..	107.60
AMERICAN EXPRESS	09/03/2025	130369	AMEX/ANNUAL MEMBERSHIP	01-110-510540	BANKING & BONDING EXPEN...	75.00
AMERICAN EXPRESS	09/03/2025	130369	AMEX/ANNUAL MEMBERSHIP	01-110-510540	BANKING & BONDING EXPEN...	75.00
AMERICAN EXPRESS	09/03/2025	130369	AMEX/ANNUAL MEMBERSHIP	01-110-510540	BANKING & BONDING EXPEN...	75.00
AMERICAN EXPRESS	09/03/2025	130369	VISTA PRINT/EMP BUSINESS ...	01-130-510410	OFFICE SUPPLIES	25.98
AMERICAN EXPRESS	09/03/2025	130369	AMZN/OFFICE SUPPLIES	01-130-510410	OFFICE SUPPLIES	17.31
AMERICAN EXPRESS	09/03/2025	130369	ZAZZLE/EMP BADGE	01-130-510410	OFFICE SUPPLIES	3.50
AMERICAN EXPRESS	09/03/2025	130369	AMZN/OFFICE SUPPLIES	01-130-510410	OFFICE SUPPLIES	11.45
AMERICAN EXPRESS	09/03/2025	130369	AMZN/PRINTER TONER	01-130-510410	OFFICE SUPPLIES	142.98
AMERICAN EXPRESS	09/03/2025	130369	AMZN/9 V BATTERIES FOR O...	01-130-510410	OFFICE SUPPLIES	12.33
AMERICAN EXPRESS	09/03/2025	130369	DELTA/AIRFARE XYLEM REA...	01-140-510480	TRAINING & EDUCATION - M...	254.96



## Paid Check Report

Payment Dates: 9/1/2025 - 9/30/2025

Vendor Name	Payment Date	Payment Number	Description (Item)	Account Number	Account Name	Amount
AMERICAN EXPRESS	09/03/2025	130369	AMZN/CDL TRAINER NOTEB...	01-210-510490	SAFETY EXPENSE	36.99
AMERICAN EXPRESS	09/03/2025	130369	AMZN/FIRST AID SUPPLIES	01-210-510490	SAFETY EXPENSE	125.13
AMERICAN EXPRESS	09/03/2025	130369	BRUNT/2025 BOOTS - EMP #...	01-210-510490	SAFETY EXPENSE	150.00
AMERICAN EXPRESS	09/03/2025	130369	WVC PT/INV #266169	01-220-520210	REPAIR SUPPLIES - WTR R&R	100.00
AMERICAN EXPRESS	09/03/2025	130369	WVC PT/INV #266138	01-220-520210	REPAIR SUPPLIES - WTR R&R	100.00
AMERICAN EXPRESS	09/03/2025	130369	WVC PT/INV #266166	01-220-520210	REPAIR SUPPLIES - WTR R&R	100.00
AMERICAN EXPRESS	09/03/2025	130369	WVC PT/INV #266173	01-220-520210	REPAIR SUPPLIES - WTR R&R	100.00
AMERICAN EXPRESS	09/03/2025	130369	WVC PT/INV #266164	01-220-520210	REPAIR SUPPLIES - WTR R&R	100.00
AMERICAN EXPRESS	09/03/2025	130369	WVC PT/INV #266177	01-220-520210	REPAIR SUPPLIES - WTR R&R	100.00
AMERICAN EXPRESS	09/03/2025	130369	WVC PT/INV #267420	01-220-520210	REPAIR SUPPLIES - WTR R&R	400.00
AMERICAN EXPRESS	09/03/2025	130369	WVC PT/INV #266180	01-220-520210	REPAIR SUPPLIES - WTR R&R	300.00
AMERICAN EXPRESS	09/03/2025	130369	WVC PT/INV #266140	01-220-520210	REPAIR SUPPLIES - WTR R&R	100.00
AMERICAN EXPRESS	09/03/2025	130369	WVC PT/INV #266150	01-220-520210	REPAIR SUPPLIES - WTR R&R	100.00
AMERICAN EXPRESS	09/03/2025	130369	WVC PT/INV #266139	01-220-520210	REPAIR SUPPLIES - WTR R&R	250.00
AMERICAN EXPRESS	09/03/2025	130369	WVC PT/INV #266171	01-220-520210	REPAIR SUPPLIES - WTR R&R	200.00
AMERICAN EXPRESS	09/03/2025	130369	WVC PT/INV #266175	01-220-520210	REPAIR SUPPLIES - WTR R&R	100.00
AMERICAN EXPRESS	09/03/2025	130369	WVC PT/INV #267421	01-220-520210	REPAIR SUPPLIES - WTR R&R	205.00
AMERICAN EXPRESS	09/03/2025	130369	AMZN/WHEELED SPRINKLER	01-220-520240	TOOLS & SUPPLIES - WTR R&R	239.99
AMERICAN EXPRESS	09/03/2025	130369	AMZN/UNIT #21-CONVERTER	01-230-520240	TOOLS & SUPPLIES - WTR MA...	145.34
AMERICAN EXPRESS	09/03/2025	130369	FEDEX/WTR QLTY SAMPLES	01-231-530270	WATER TESTING FEES	515.52
AMERICAN EXPRESS	09/03/2025	130369	WEAU/REG PRETREATMENT ...	01-240-510480	TRAINING & EDUCATION - ...	90.00
AMERICAN EXPRESS	09/03/2025	130369	AMZN/VEHICLE NUMBERS	01-260-510910	MACHINERY & EQUIPMENT - ...	8.29
AMERICAN EXPRESS	09/03/2025	130369	J-MAC RADIATOR/UNIT #110 ...	01-260-520210	REPAIR SUPPLIES - BLD/FLT ...	95.00
AMERICAN EXPRESS	09/03/2025	130369	WEFTEC/REGISTRATION 2025..	01-340-510480	TRAINING & EDUCATION - E...	1,660.00
AMERICAN EXPRESS	09/03/2025	130369	WEFTEC/REGISTRATION 2025..	01-340-510480	TRAINING & EDUCATION - E...	1,660.00
AMERICAN EXPRESS	09/03/2025	130369	FEDEX/WELL 12 SODIUM HY...	01-350-520210	REPAIR SUPPLIES - OPERATOR	36.10
AMERICAN EXPRESS	09/03/2025	130369	AMZN/FIRE EXTINGUISHER B...	01-350-520210	REPAIR SUPPLIES - OPERATOR	18.98
AMERICAN EXPRESS	09/03/2025	130369	ZOOM/ONLINE MTGS	01-360-510440	COMPUTER SUPPLIES/EQUI...	219.90
AMERICAN EXPRESS	09/03/2025	130369	AMZN/IT SUPPLIES	01-360-510440	COMPUTER SUPPLIES/EQUI...	152.97
AMERICAN EXPRESS	09/03/2025	130369	NETWORK SOLUTIONS/WEBS...	01-360-510440	COMPUTER SUPPLIES/EQUI...	81.17
AMERICAN EXPRESS	09/03/2025	130369	AWWA/REGISTRATION 2025...	01-360-510480	TRAINING & EDUCATION - SY...	329.80
AMERICAN EXPRESS	09/03/2025	130369	CHMBRWST/REGISTRATION ...	01-360-510480	TRAINING & EDUCATION - SY...	1,400.00
AMERICAN EXPRESS	09/03/2025	130369	AWWA/REGISTRATION WTR ...	01-360-510480	TRAINING & EDUCATION - SY...	680.00
AMERICAN EXPRESS	09/03/2025	130369	CHMBRWST/PROFESSIONAL ...	01-360-510480	TRAINING & EDUCATION - SY...	25.00

Vendor 1210 - AMERICAN EXPRESS Total: 18,830.90

## Vendor: 1930 - AMERITAS LIFE INSURANCE CORP

AMERITAS LIFE INSURANCE ...	09/10/2025	130395	POLICY 030-301010-00001/...	01-000-220501	DENTAL INSURANCE CLAIMS ...	1,384.40
AMERITAS LIFE INSURANCE ...	09/10/2025	130395	030-301010-00001	01-000-220501	DENTAL INSURANCE CLAIMS ...	3,420.10
AMERITAS LIFE INSURANCE ...	09/24/2025	130462	POLICY 010-065955-00001/...	01-000-220500	HEALTH INSURANCE PAYABLE	451.74
AMERITAS LIFE INSURANCE ...	09/24/2025	130462	POLICY 030-301010-00001/S...	01-110-500130	HEALTH INSURANCE - MGMT	349.60
AMERITAS LIFE INSURANCE ...	09/24/2025	130462	POLICY 010-065955-00001/...	01-000-220500	HEALTH INSURANCE PAYABLE	478.18
AMERITAS LIFE INSURANCE ...	09/24/2025	130462	POLICY 010-065955-00001/S...	01-130-500130	HEALTH INSURANCE - CUST S...	-18.96
AMERITAS LIFE INSURANCE ...	09/24/2025	130462	POLICY 010-065955-00001/S...	01-230-500130	HEALTH INSURANCE - WTR ...	26.44



**Paid Check Report**

**Payment Dates: 9/1/2025 - 9/30/2025**

Vendor Name	Payment Date	Payment Number	Description (Item)	Account Number	Account Name	Amount
AMERITAS LIFE INSURANCE ...	09/24/2025	130462	POLICY 010-065955-00001/S...	01-260-500130	HEALTH INSURANCE - BLD/FL...	52.88
AMERITAS LIFE INSURANCE ...	09/24/2025	130463	POLICY 030-301010-00001/...	01-000-220501	DENTAL INSURANCE CLAIMS ...	1,256.90
<b>Vendor 1930 - AMERITAS LIFE INSURANCE CORP Total:</b>						<b>7,401.28</b>
<b>Vendor: 5132 - APA BENEFITS, INC.</b>						
APA BENEFITS, INC.	09/24/2025	130479	AUG 2025 COBRA SERVICING	01-110-510520	PROFESSIONAL CONSULTING ..	53.90
<b>Vendor 5132 - APA BENEFITS, INC. Total:</b>						<b>53.90</b>
<b>Vendor: 1087 - APCO INC</b>						
APCO INC	09/17/2025	130423	SCADA Upgrades and Services	01-340-520920	INFRASTRUCTURE PURCHAS...	23,244.72
<b>Vendor 1087 - APCO INC Total:</b>						<b>23,244.72</b>
<b>Vendor: 1267 - APELLO</b>						
APELLO	09/03/2025	DFT0002078	SEP 2025 ANSWERING SERVI...	01-360-510470	TELEPHONE	554.00
<b>Vendor 1267 - APELLO Total:</b>						<b>554.00</b>
<b>Vendor: 5413 - APPLICANTPRO HOLDINGS, LLC</b>						
APPLICANTPRO HOLDINGS, L...	09/17/2025	130454	OCT 25 APPLICANT TRACKING	01-360-510440	COMPUTER SUPPLIES/EQUI...	186.00
<b>Vendor 5413 - APPLICANTPRO HOLDINGS, LLC Total:</b>						<b>186.00</b>
<b>Vendor: 1290 - ARBUCKLE, JUSTIN</b>						
ARBUCKLE, JUSTIN	09/18/2025	10478	2025 BOOT REIMBURSEMENT	01-210-510490	SAFETY EXPENSE	150.00
<b>Vendor 1290 - ARBUCKLE, JUSTIN Total:</b>						<b>150.00</b>
<b>Vendor: 5350 - ARCHER, LOGAN</b>						
ARCHER, LOGAN	09/11/2025	10477	2025 BOOT REIMBURSEMENT	01-210-510490	SAFETY EXPENSE	150.00
<b>Vendor 5350 - ARCHER, LOGAN Total:</b>						<b>150.00</b>
<b>Vendor: 1306 - ASAP AUTO PARTS WAREHOUSE</b>						
ASAP AUTO PARTS WAREHO...	09/03/2025	130370	UNIT #13-SERPENTINE BELT ...	01-260-520210	REPAIR SUPPLIES - BLD/FLT ...	-24.99
ASAP AUTO PARTS WAREHO...	09/03/2025	130370	UNIT #9-PM FILTERS	01-260-520210	REPAIR SUPPLIES - BLD/FLT ...	89.01
ASAP AUTO PARTS WAREHO...	09/03/2025	130370	UNIT #13-DRIVE AND SERPE...	01-260-520210	REPAIR SUPPLIES - BLD/FLT ...	40.33
ASAP AUTO PARTS WAREHO...	09/03/2025	130370	UNIT #13 - SERPENTINE BELT...	01-260-520210	REPAIR SUPPLIES - BLD/FLT ...	50.85
ASAP AUTO PARTS WAREHO...	09/03/2025	130370	UNIT #5 - TPMS SENSOR	01-260-520210	REPAIR SUPPLIES - BLD/FLT ...	31.71
ASAP AUTO PARTS WAREHO...	09/03/2025	130370	UNIT #21- TAPE FOR INVERT...	01-260-520210	REPAIR SUPPLIES - BLD/FLT ...	6.59
ASAP AUTO PARTS WAREHO...	09/03/2025	130370	METERS HONDA GENERATOR...	01-260-510230	VEHICLE FUEL - BLD/FLT MAI...	4.12
ASAP AUTO PARTS WAREHO...	09/03/2025	130370	UNIT #54 - BRAKES	01-260-520210	REPAIR SUPPLIES - BLD/FLT ...	97.26
<b>Vendor 1306 - ASAP AUTO PARTS WAREHOUSE Total:</b>						<b>294.88</b>
<b>Vendor: 1330 - ASSOCIATED BUSINESS TECHNOLOGIES</b>						
ASSOCIATED BUSINESS TECH...	09/24/2025	130457	BLD A & BLD B PRINTER-SCA...	01-130-510410	OFFICE SUPPLIES	386.54
<b>Vendor 1330 - ASSOCIATED BUSINESS TECHNOLOGIES Total:</b>						<b>386.54</b>
<b>Vendor: 1434 - BATTERY SYSTEMS INC</b>						
BATTERY SYSTEMS INC	09/24/2025	130458	Prv UPS batteries	01-360-510440	COMPUTER SUPPLIES/EQUI...	42.72
<b>Vendor 1434 - BATTERY SYSTEMS INC Total:</b>						<b>42.72</b>
<b>Vendor: 1470 - BLUE STAKES OF UTAH UTILITY</b>						
BLUE STAKES OF UTAH UTILI...	09/03/2025	130371	2025 Blue Stakes Services	01-340-510520	PROFESSIONAL CONSULTING ..	1,181.25
<b>Vendor 1470 - BLUE STAKES OF UTAH UTILITY Total:</b>						<b>1,181.25</b>



## Paid Check Report

Payment Dates: 9/1/2025 - 9/30/2025

Vendor Name	Payment Date	Payment Number	Description (Item)	Account Number	Account Name	Amount
<b>Vendor: 1480 - BOB'S LOCK SAFE &amp; KEY</b>						
BOB'S LOCK SAFE & KEY	09/24/2025	130459	Key copies	01-260-520210	REPAIR SUPPLIES - BLD/FLT ...	13.98
<b>Vendor 1480 - BOB'S LOCK SAFE &amp; KEY Total:</b>						<b>13.98</b>
<b>Vendor: 1500 - BOWEN COLLINS AND ASSOCIATES</b>						
BOWEN COLLINS AND ASSOC...	09/17/2025	130424	Redwood Rd Wtr CM	01-340-520920	INFRASTRUCTURE PURCHAS...	2,967.75
BOWEN COLLINS AND ASSOC...	09/24/2025	130460	REDWOOD ROAD/ 1950 WES...	01-340-520920	INFRASTRUCTURE PURCHAS...	16,136.75
BOWEN COLLINS AND ASSOC...	09/24/2025	130460	25K: WELL NO. 15 GENERAT...	01-340-520920	INFRASTRUCTURE PURCHAS...	8,279.00
<b>Vendor 1500 - BOWEN COLLINS AND ASSOCIATES Total:</b>						<b>27,383.50</b>
<b>Vendor: 1670 - CENTRAL VALLEY WATER REC FACILITY</b>						
CENTRAL VALLEY WATER REC...	09/17/2025	130425	FACILITY OPERATION	01-400-580310	FACILITY OPERATION - C.V.	526,294.28
CENTRAL VALLEY WATER REC...	09/17/2025	130425	MONTHLY CIP	01-400-580320	PROJECT BETTERMENTS- C.V.	116,376.46
CENTRAL VALLEY WATER REC...	09/17/2025	130425	PRETREATMENT FIELD	01-400-580340	PRETREATMENT FIELD - C.V.	28,537.15
CENTRAL VALLEY WATER REC...	09/17/2025	130425	ENTITY LAB WORK	01-400-580350	LABORATORY - C.V.	1,957.00
CENTRAL VALLEY WATER REC...	09/17/2025	130425	NET LAB COSTS	01-400-580350	LABORATORY - C.V.	24,480.73
CENTRAL VALLEY WATER REC...	09/17/2025	130425	LOAN PAYMENT	01-400-580380	CVW DEBT SERVICE	559,612.39
<b>Vendor 1670 - CENTRAL VALLEY WATER REC FACILITY Total:</b>						<b>1,257,258.01</b>
<b>Vendor: 1680 - CENTURY EQUIPMENT CO</b>						
CENTURY EQUIPMENT CO	09/03/2025	130372	Unit #105- Belts	01-260-520210	REPAIR SUPPLIES - BLD/FLT ...	123.78
<b>Vendor 1680 - CENTURY EQUIPMENT CO Total:</b>						<b>123.78</b>
<b>Vendor: 1723 - CHEMTECH-FORD, LLC</b>						
CHEMTECH-FORD, LLC	09/03/2025	130373	Water source samples 2025	01-231-530270	WATER TESTING FEES	870.00
CHEMTECH-FORD, LLC	09/10/2025	130393	WELL 1 SAMPLING	01-231-530270	WATER TESTING FEES	1,503.00
<b>Vendor 1723 - CHEMTECH-FORD, LLC Total:</b>						<b>2,373.00</b>
<b>Vendor: 5255 - CITY OF SOUTH SALT LAKE</b>						
CITY OF SOUTH SALT LAKE	09/17/2025	DFT0002099	AUG 2025 STORMWATER	01-230-510460	UTILITIES - WTR	33.00
<b>Vendor 5255 - CITY OF SOUTH SALT LAKE Total:</b>						<b>33.00</b>
<b>Vendor: 1730 - CLYDE SNOW &amp; SESSIONS</b>						
CLYDE SNOW & SESSIONS	09/24/2025	130461	MATTER 006400/GENERAL	01-110-510500	LEGAL EXPENSE	3,075.00
<b>Vendor 1730 - CLYDE SNOW &amp; SESSIONS Total:</b>						<b>3,075.00</b>
<b>Vendor: 1735 - CODALE</b>						
CODALE	09/17/2025	130427	WWPS - Warner - Elevator Sw..	01-350-520210	REPAIR SUPPLIES - OPERATOR	307.50
<b>Vendor 1735 - CODALE Total:</b>						<b>307.50</b>
<b>Vendor: 5133 - COLUMBUS FOUNDATION, INC.</b>						
COLUMBUS FOUNDATION, I...	09/03/2025	130386	AUG 2025 DOCUMENT SHRE...	01-110-510430	GENERAL ADMINISTRATIVE	37.00
<b>Vendor 5133 - COLUMBUS FOUNDATION, INC. Total:</b>						<b>37.00</b>
<b>Vendor: 5248 - CONSOR NORTH AMERICA, INC</b>						
CONSOR NORTH AMERICA, I...	09/03/2025	130389	4100 S WATERLINE REPLAC...	01-340-520920	INFRASTRUCTURE PURCHAS...	17,147.00
CONSOR NORTH AMERICA, I...	09/10/2025	130417	20I Supplementary Inspectio...	01-340-520920	INFRASTRUCTURE PURCHAS...	2,867.50
CONSOR NORTH AMERICA, I...	09/10/2025	130417	20A Supplementary Inspecti...	01-340-520920	INFRASTRUCTURE PURCHAS...	10,975.00



## Paid Check Report

Payment Dates: 9/1/2025 - 9/30/2025

Vendor Name	Payment Date	Payment Number	Description (Item)	Account Number	Account Name	Amount
CONSOR NORTH AMERICA, I...	09/17/2025	130450	REDWOOD RD/ 1950 W SEW...	01-340-520920	INFRASTRUCTURE PURCHAS...	8,627.50
<b>Vendor 5248 - CONSOR NORTH AMERICA, INC Total:</b>						<b>39,617.00</b>
<b>Vendor: 1733 - CONSTRUCTION MATERIALS TECHNOLOGIES, LLC</b>						
CONSTRUCTION MATERIALS ...	09/03/2025	130374	Soil Testing	01-340-520920	INFRASTRUCTURE PURCHAS...	1,660.00
CONSTRUCTION MATERIALS ...	09/10/2025	130394	Soil Density Testing	01-340-520920	INFRASTRUCTURE PURCHAS...	1,530.00
CONSTRUCTION MATERIALS ...	09/17/2025	130426	Soil Density Testing	01-340-520920	INFRASTRUCTURE PURCHAS...	1,665.00
<b>Vendor 1733 - CONSTRUCTION MATERIALS TECHNOLOGIES, LLC Total:</b>						<b>4,855.00</b>
<b>Vendor: 5433 - DH GROUP, LLC</b>						
DH GROUP, LLC	09/10/2025	130422	25X: EASEMENT & PROPERTY...	01-340-520920	INFRASTRUCTURE PURCHAS...	1,600.00
<b>Vendor 5433 - DH GROUP, LLC Total:</b>						<b>1,600.00</b>
<b>Vendor: 5195 - ECOBRITE FRANCHISING</b>						
ECOBRITE FRANCHISING	09/03/2025	130387	Ecobrite Janitorial Service 20...	01-130-510220	BUILDINGS & GROUNDS - CU...	2,340.90
<b>Vendor 5195 - ECOBRITE FRANCHISING Total:</b>						<b>2,340.90</b>
<b>Vendor: 2070 - ECT SALES AND SERVICE</b>						
ECT SALES AND SERVICE	09/17/2025	130428	WELL #17-VFD CONTROL BO...	01-360-510440	COMPUTER SUPPLIES/EQUI...	518.00
<b>Vendor 2070 - ECT SALES AND SERVICE Total:</b>						<b>518.00</b>
<b>Vendor: 5416 - EDGE CONSTRUCTION, LLC</b>						
EDGE CONSTRUCTION, LLC	09/17/2025	130455	REDWOOD RD/ 1950 W SEW...	01-340-520920	INFRASTRUCTURE PURCHAS...	339,526.19
<b>Vendor 5416 - EDGE CONSTRUCTION, LLC Total:</b>						<b>339,526.19</b>
<b>Vendor: 1980 - ENBRIDGE GAS</b>						
ENBRIDGE GAS	09/03/2025	130375	AUG 2025 NATURAL GAS	01-110-510460	UTILITIES - MGMT	122.28
ENBRIDGE GAS	09/03/2025	130375	AUG 2025 NATURAL GAS	01-230-510460	UTILITIES - WTR	91.18
ENBRIDGE GAS	09/03/2025	130375	AUG 2025 NATURAL GAS	01-240-510460	UTILITIES - WW	27.01
<b>Vendor 1980 - ENBRIDGE GAS Total:</b>						<b>240.47</b>
<b>Vendor: 2101.3 - ENDRESS &amp; HAUSER INC</b>						
ENDRESS & HAUSER INC	09/10/2025	130396	Control board for PRV flow ...	01-360-510440	COMPUTER SUPPLIES/EQUI...	426.60
<b>Vendor 2101.3 - ENDRESS &amp; HAUSER INC Total:</b>						<b>426.60</b>
<b>Vendor: 2160 - EXPRESS EVALUATIONS, INC.</b>						
EXPRESS EVALUATIONS, INC.	09/03/2025	130376	Employee evaluation software	01-360-510440	COMPUTER SUPPLIES/EQUI...	2,250.00
<b>Vendor 2160 - EXPRESS EVALUATIONS, INC. Total:</b>						<b>2,250.00</b>
<b>Vendor: 2184.1 - FASTENAL COMPANY</b>						
FASTENAL COMPANY	09/03/2025	130377	PPE VENDING SUPPLIES	01-210-510490	SAFETY EXPENSE	387.64
FASTENAL COMPANY	09/03/2025	130377	PPE VENDING SUPPLIES	01-210-510490	SAFETY EXPENSE	290.16
FASTENAL COMPANY	09/17/2025	130429	PPE VENDING SUPPLIES	01-210-510490	SAFETY EXPENSE	40.04
FASTENAL COMPANY	09/24/2025	130465	PPE VENDING FEE	01-210-510490	SAFETY EXPENSE	20.00
FASTENAL COMPANY	09/24/2025	130465	PPE VENDING SUPPLIES	01-210-510490	SAFETY EXPENSE	46.83
FASTENAL COMPANY	09/24/2025	130465	PPE VENDING SUPPLIES	01-210-510490	SAFETY EXPENSE	148.37
<b>Vendor 2184.1 - FASTENAL COMPANY Total:</b>						<b>933.04</b>
<b>Vendor: 2188 - FERGUSON ENTERPRISES, INC</b>						
FERGUSON ENTERPRISES, INC	09/10/2025	130397	WWPS-Montec check valve p...	01-350-520210	REPAIR SUPPLIES - OPERATOR	2,930.00



Paid Check Report					Payment Dates: 9/1/2025 - 9/30/2025	
Vendor Name	Payment Date	Payment Number	Description (Item)	Account Number	Account Name	Amount
FERGUSON ENTERPRISES, INC	09/10/2025	130397	Ferguson Fire Hydrant Parts	01-230-520210	REPAIR SUPPLIES - WTR MAI...	993.00
FERGUSON ENTERPRISES, INC	09/10/2025	130397	WWPS - Warner Replacemen...	01-350-520210	REPAIR SUPPLIES - OPERATOR	6,000.00
FERGUSON ENTERPRISES, INC	09/10/2025	130397	Hymax Extended Range Large...	01-220-520210	REPAIR SUPPLIES - WTR R&R	4,230.00
FERGUSON ENTERPRISES, INC	09/10/2025	130397	Inflatable Trench Box	01-220-520240	TOOLS & SUPPLIES - WTR R&R	8,575.00
FERGUSON ENTERPRISES, INC	09/10/2025	130397	WWPS - Channel Grinder Gas...	01-350-520210	REPAIR SUPPLIES - OPERATOR	140.00
FERGUSON ENTERPRISES, INC	09/10/2025	130397	Repair Parts for August	01-220-520210	REPAIR SUPPLIES - WTR R&R	953.60
FERGUSON ENTERPRISES, INC	09/10/2025	130397	Repair Parts for August	01-220-520210	REPAIR SUPPLIES - WTR R&R	330.00
FERGUSON ENTERPRISES, INC	09/10/2025	130397	Repair Parts for August	01-220-520210	REPAIR SUPPLIES - WTR R&R	1,320.00
					<b>Vendor 2188 - FERGUSON ENTERPRISES, INC Total:</b>	<b>25,471.60</b>
<b>Vendor: 5115 - FIRST DIGITAL COMMUNICATIONS, LLC</b>					<b>Inventory Supplies</b>	
FIRST DIGITAL COMMUNICAT...	09/10/2025	130416	SEP 2025 PHONE SYSTEM RE...	01-360-510470	TELEPHONE	2,266.54
					<b>Vendor 5115 - FIRST DIGITAL COMMUNICATIONS, LLC Total:</b>	<b>2,266.54</b>
<b>Vendor: 2241 - FLEET PRIDE</b>						
FLEET PRIDE	09/24/2025	130466	Unit #63- PM Filters	01-260-520210	REPAIR SUPPLIES - BLD/FLT ...	186.42
FLEET PRIDE	09/24/2025	130466	Unit #61- PM Filters	01-260-520210	REPAIR SUPPLIES - BLD/FLT ...	138.25
					<b>Vendor 2241 - FLEET PRIDE Total:</b>	<b>324.67</b>
<b>Vendor: 2283 - FRANSON CIVIL ENGINEERS INC.</b>						
FRANSON CIVIL ENGINEERS I...	09/10/2025	130398	25J: 5400 WEST WATERLINE ...	01-340-520920	INFRASTRUCTURE PURCHAS...	12,311.25
FRANSON CIVIL ENGINEERS I...	09/10/2025	130398	24R BANGERTER HWY @ 470...	01-340-520920	INFRASTRUCTURE PURCHAS...	1,653.70
					<b>Vendor 2283 - FRANSON CIVIL ENGINEERS INC. Total:</b>	<b>13,964.95</b>
<b>Vendor: 2326 - GALLEGOS, JUSTIN</b>						
GALLEGOS, JUSTIN	09/11/2025	10475	MEALS/AWWA INFRASTRUC...	01-360-510480	TRAINING & EDUCATION - SY...	293.50
GALLEGOS, JUSTIN	09/25/2025	10480	MILEAGE, MEALS/IMS-AWW...	01-360-510480	TRAINING & EDUCATION - SY...	324.00
GALLEGOS, JUSTIN	09/25/2025	10480	LODGING,TRANSPORTATION...	01-360-510480	TRAINING & EDUCATION - SY...	967.41
					<b>Vendor 2326 - GALLEGOS, JUSTIN Total:</b>	<b>1,584.91</b>
<b>Vendor: 5229 - GODWIN MANUFACTURING CO., INC</b>						
GODWIN MANUFACTURING ...	09/17/2025	130449	Dump Body	01-220-510910	MACHINERY & EQUIPMENT -...	46,325.00
GODWIN MANUFACTURING ...	09/17/2025	130449	DUMP BODY - VENDOR DISC...	01-220-510910	MACHINERY & EQUIPMENT -...	-1,389.75
					<b>Vendor 5229 - GODWIN MANUFACTURING CO., INC Total:</b>	<b>44,935.25</b>
<b>Vendor: 2380 - GRAINGER INC</b>						
					<b>Unit #46 Dump Truck Body</b>	
GRAINGER INC	09/03/2025	130378	Fuel Trailer- Spill Kit, Gas Can,...	01-260-510910	MACHINERY & EQUIPMENT -...	82.77
GRAINGER INC	09/03/2025	130378	Fuel Trailer- Spill Kit, Gas Can,...	01-260-510910	MACHINERY & EQUIPMENT -...	376.12
GRAINGER INC	09/17/2025	130430	WWPS - Armstrong - VFD Fan...	01-350-520210	REPAIR SUPPLIES - OPERATOR	220.21
GRAINGER INC	09/24/2025	130467	Unit #35- Camera Reel Motor	01-240-520240	TOOLS & SUPPLIES - WW MA...	438.04
GRAINGER INC	09/24/2025	130467	WWPS - Warner - Replacem...	01-350-520210	REPAIR SUPPLIES - OPERATOR	207.41
					<b>Vendor 2380 - GRAINGER INC Total:</b>	<b>1,324.55</b>
<b>Vendor: 2440 - GREAT WESTERN SUPPLY</b>						
GREAT WESTERN SUPPLY	09/03/2025	130379	WWPS - Decker Main Sump ...	01-350-520210	REPAIR SUPPLIES - OPERATOR	57.22
GREAT WESTERN SUPPLY	09/03/2025	130379	WWPS - Decker Main Sump ...	01-350-520210	REPAIR SUPPLIES - OPERATOR	122.43
GREAT WESTERN SUPPLY	09/03/2025	130379	Well 14 - Waste line control ...	01-350-520210	REPAIR SUPPLIES - OPERATOR	269.89



## Paid Check Report

Payment Dates: 9/1/2025 - 9/30/2025

Vendor Name	Payment Date	Payment Number	Description (Item)	Account Number	Account Name	Amount
GREAT WESTERN SUPPLY	09/03/2025	130379	Well 14 - Waste line control ...	01-350-520210	REPAIR SUPPLIES - OPERATOR	10.65
<b>Vendor 2440 - GREAT WESTERN SUPPLY Total:</b>						<b>460.19</b>
<b>Vendor: 2440.3 - GREGORY, JEREMY</b>						
GREGORY, JEREMY	09/25/2025	10481	AIRFARE, MEALS/WEFTEC C...	01-320-510480	TRAINING & EDUCATION - S...	1,035.46
<b>Vendor 2440.3 - GREGORY, JEREMY Total:</b>						<b>1,035.46</b>
<b>Vendor: 2480 - HACH COMPANY</b>						
HACH COMPANY	09/17/2025	130431	Hach DR300 Colorimeter	01-231-530270	WATER TESTING FEES	728.20
<b>Vendor 2480 - HACH COMPANY Total:</b>						<b>728.20</b>
<b>Vendor: 2490 - HANSEN, ALLEN &amp; LUCE, INC.</b>						
HANSEN, ALLEN & LUCE, INC.	09/24/2025	130468	23L: WELL NO. 18 WATERLIN...	01-340-520920	INFRASTRUCTURE PURCHAS...	2,634.75
HANSEN, ALLEN & LUCE, INC.	09/24/2025	130468	23L: WELL NO. 18 DRILLING &...	01-340-520920	INFRASTRUCTURE PURCHAS...	18,583.25
<b>Vendor 2490 - HANSEN, ALLEN &amp; LUCE, INC. Total:</b>						<b>21,218.00</b>
<b>Vendor: 2532 - HEALTHEQUITY INC</b>						
HEALTHEQUITY INC	09/11/2025	DFT0002088	HEALTH SAVINGS ACCOUNT	01-000-220900	CAFETERIA PLAN PAYABLE	12,132.32
HEALTHEQUITY INC	09/25/2025	DFT0002109	HEALTH SAVINGS ACCOUNT	01-000-220900	CAFETERIA PLAN PAYABLE	12,324.62
<b>Vendor 2532 - HEALTHEQUITY INC Total:</b>						<b>24,456.94</b>
<b>Vendor: 2538 - HELM, JASON</b>						
HELM, JASON	09/11/2025	10476	MEALS/AWWA INFRASTRUC...	01-110-510480	TRAINING & EDUCATION - M...	218.50
HELM, JASON	09/25/2025	10482	MILEAGE, MEALS/IMS-AWW...	01-110-510480	TRAINING & EDUCATION - M...	324.00
HELM, JASON	09/25/2025	10482	LODGING,TRANSPORTATION...	01-110-510480	TRAINING & EDUCATION - M...	922.95
<b>Vendor 2538 - HELM, JASON Total:</b>						<b>1,465.45</b>
<b>Vendor: 2590 - HOME DEPOT CREDIT SERVICES</b>						
HOME DEPOT CREDIT SERVIC...	09/17/2025	130432	SAFETY/STORAGE BINS	01-210-510490	SAFETY EXPENSE	79.78
HOME DEPOT CREDIT SERVIC...	09/17/2025	130432	HUMMINGBIRD WAY/PVC	01-220-520210	REPAIR SUPPLIES - WTR R&R	22.05
HOME DEPOT CREDIT SERVIC...	09/17/2025	130432	UNIT #32/LANDSCAPE ROCKS...	01-220-520210	REPAIR SUPPLIES - WTR R&R	62.42
HOME DEPOT CREDIT SERVIC...	09/17/2025	130432	UNIT #32/CONCRETE FORMS	01-220-520210	REPAIR SUPPLIES - WTR R&R	63.46
HOME DEPOT CREDIT SERVIC...	09/17/2025	130432	UNIT #32/LANDSCAPE ROCKS	01-220-520210	REPAIR SUPPLIES - WTR R&R	-10.94
HOME DEPOT CREDIT SERVIC...	09/17/2025	130432	OIL, STARTER FLUID	01-220-520210	REPAIR SUPPLIES - WTR R&R	11.81
HOME DEPOT CREDIT SERVIC...	09/17/2025	130432	UNIT #32 - LANDSCAPE ROCKS	01-220-520210	REPAIR SUPPLIES - WTR R&R	14.48
HOME DEPOT CREDIT SERVIC...	09/17/2025	130432	3/4" SPRINKLER PIPE FOR E...	01-220-520210	REPAIR SUPPLIES - WTR R&R	33.90
HOME DEPOT CREDIT SERVIC...	09/17/2025	130432	UNIT #32/LANDSCAPE ROCKS	01-220-520210	REPAIR SUPPLIES - WTR R&R	25.42
HOME DEPOT CREDIT SERVIC...	09/17/2025	130432	UNIT #32/CONCRETE	01-220-520210	REPAIR SUPPLIES - WTR R&R	15.40
HOME DEPOT CREDIT SERVIC...	09/17/2025	130432	UNIT #9/JUG,BROOM,KNIFE,...	01-220-520240	TOOLS & SUPPLIES - WTR R&R	146.79
HOME DEPOT CREDIT SERVIC...	09/17/2025	130432	UNIT #32/SAWZALL BLADE, S...	01-230-520240	TOOLS & SUPPLIES - WTR MA...	36.92
HOME DEPOT CREDIT SERVIC...	09/17/2025	130432	UNIT #21/COPPER CLEANING...	01-230-520240	TOOLS & SUPPLIES - WTR MA...	50.26
HOME DEPOT CREDIT SERVIC...	09/17/2025	130432	UNIT #21/ALUMINUM LADD...	01-230-520240	TOOLS & SUPPLIES - WTR MA...	199.00
HOME DEPOT CREDIT SERVIC...	09/17/2025	130432	UNIT #21/BROOM HANDLE,...	01-230-520240	TOOLS & SUPPLIES - WTR MA...	138.27
HOME DEPOT CREDIT SERVIC...	09/17/2025	130432	WHEEL COUNTERS, TAPE ME...	01-240-520240	TOOLS & SUPPLIES - WW MA...	145.91
HOME DEPOT CREDIT SERVIC...	09/17/2025	130432	SHOP/CABLE TIES, LIQTITE	01-260-520210	REPAIR SUPPLIES - BLD/FLT ...	36.40
HOME DEPOT CREDIT SERVIC...	09/17/2025	130432	UNIT #54/TOOL BIN	01-330-520240	TOOLS & SUPPLIES - BLUE ST...	18.98
HOME DEPOT CREDIT SERVIC...	09/17/2025	130432	PIPE FITTINGS	01-350-520210	REPAIR SUPPLIES - OPERATOR	9.36
HOME DEPOT CREDIT SERVIC...	09/17/2025	130432	WWPS/DECKER MAIN FLOOR...	01-350-520210	REPAIR SUPPLIES - OPERATOR	1.00



## Paid Check Report

Payment Dates: 9/1/2025 - 9/30/2025

Vendor Name	Payment Date	Payment Number	Description (Item)	Account Number	Account Name	Amount
HOME DEPOT CREDIT SERVIC...	09/17/2025	130432	WWPS/CLEANING SUPPLIES	01-350-520210	REPAIR SUPPLIES - OPERATOR	89.58
HOME DEPOT CREDIT SERVIC...	09/17/2025	130432	WWPS/BUCKETS FOR MULTI...	01-350-520210	REPAIR SUPPLIES - OPERATOR	27.86
HOME DEPOT CREDIT SERVIC...	09/17/2025	130432	OFFICE SPRINKLERS	01-350-520210	REPAIR SUPPLIES - OPERATOR	32.66
HOME DEPOT CREDIT SERVIC...	09/17/2025	130432	WWPS/UNIT #42/TOWELS,ZI...	01-350-520210	REPAIR SUPPLIES - OPERATOR	65.34
HOME DEPOT CREDIT SERVIC...	09/17/2025	130432	WWPS/DECKER MAIN FLOOR...	01-350-520210	REPAIR SUPPLIES - OPERATOR	47.30
HOME DEPOT CREDIT SERVIC...	09/17/2025	130432	BREEZE/RAT TRAPS	01-350-520210	REPAIR SUPPLIES - OPERATOR	32.82
HOME DEPOT CREDIT SERVIC...	09/17/2025	130432	BREEZE, YARD/RAT GLUE, R...	01-350-520210	REPAIR SUPPLIES - OPERATOR	32.78
<b>Vendor 2590 - HOME DEPOT CREDIT SERVICES Total:</b>						<b>1,429.01</b>
<b>Vendor: 2631 - I-D ELECTRIC CO</b>						
I-D ELECTRIC CO	09/03/2025	130380	Safety - Repair/Replace Exit s...	01-210-510490	SAFETY EXPENSE	2,216.00
<b>Vendor 2631 - I-D ELECTRIC CO Total:</b>						<b>2,216.00</b>
<b>Vendor: 5310 - IMA, INC.</b>						
IMA, INC.	09/24/2025	DFT0002119	SEP 2025 IMA/GUARDIAN AD...	01-110-500170	LIFE/LTD/LTC INSURANCE - ...	0.04
IMA, INC.	09/24/2025	DFT0002119	IMA/GUARDIAN BENEFITS	01-000-220500	HEALTH INSURANCE PAYABLE	749.66
IMA, INC.	09/24/2025	DFT0002119	IMA/GUARDIAN BENEFITS	01-000-220500	HEALTH INSURANCE PAYABLE	749.66
<b>Vendor 5310 - IMA, INC. Total:</b>						<b>1,499.36</b>
<b>Vendor: 2637 - INDUSTRIAL SAFETY EQUIPMENT, LLC.</b>						
INDUSTRIAL SAFETY EQUIPM...	09/03/2025	130381	Safety - PPE - Vests, glasses, ...	01-210-510490	SAFETY EXPENSE	352.80
INDUSTRIAL SAFETY EQUIPM...	09/03/2025	130381	Safety - P95 Masks & Ear plu...	01-210-510490	SAFETY EXPENSE	79.25
<b>Vendor 2637 - INDUSTRIAL SAFETY EQUIPMENT, LLC. Total:</b>						<b>432.05</b>
<b>Vendor: 2648.1 - INFINITY CORROSION GROUP, INC.</b>						
INFINITY CORROSION GROUP...	09/10/2025	130399	23D: CONSTMGMT	01-340-520920	INFRASTRUCTURE PURCHAS...	8,590.20
INFINITY CORROSION GROUP...	09/10/2025	130399	23D: CONSTMGMT	01-340-520920	INFRASTRUCTURE PURCHAS...	16,898.50
<b>Vendor 2648.1 - INFINITY CORROSION GROUP, INC. Total:</b>						<b>25,488.70</b>
<b>Vendor: 2708 - INTERMOUNTAIN WORKMED SL</b>						
INTERMOUNTAIN WORKMED..	09/17/2025	130433	EMP POST ACCIDENT DRUG ...	01-110-510520	PROFESSIONAL CONSULTING ..	94.00
<b>Vendor 2708 - INTERMOUNTAIN WORKMED SL Total:</b>						<b>94.00</b>
<b>Vendor: 2734.5 - JACQUES &amp; ASSOCIATES</b>						
JACQUES & ASSOCIATES	09/17/2025	130434	REDWOOD ROAD/ 1950 WES...	01-340-520920	INFRASTRUCTURE PURCHAS...	1,692.33
JACQUES & ASSOCIATES	09/17/2025	130434	20I Redwood Road Water PI	01-340-520920	INFRASTRUCTURE PURCHAS...	4,933.44
JACQUES & ASSOCIATES	09/17/2025	130434	25F FIRE HYDRANT REPLACE...	01-340-520920	INFRASTRUCTURE PURCHAS...	14,680.80
JACQUES & ASSOCIATES	09/24/2025	130469	REDWOOD ROAD/ 1950 WES...	01-340-520920	INFRASTRUCTURE PURCHAS...	4,158.00
<b>Vendor 2734.5 - JACQUES &amp; ASSOCIATES Total:</b>						<b>25,464.57</b>
<b>Vendor: 2772 - JOHNSON, KRISTY</b>						
JOHNSON, KRISTY	09/04/2025	10474	GM LUNCHEON	01-110-510430	GENERAL ADMINISTRATIVE	94.27
JOHNSON, KRISTY	09/04/2025	10474	SODA	01-110-510430	GENERAL ADMINISTRATIVE	49.77
JOHNSON, KRISTY	09/04/2025	10474	ATSSA Traffic Control Technic...	01-220-510480	TRAINING & EDUCATION - W...	165.00
JOHNSON, KRISTY	09/04/2025	10474	ATSSA Traffic Control Technic...	01-230-510480	TRAINING & EDUCATION - W...	990.00
JOHNSON, KRISTY	09/18/2025	10479	ERP TRNG REFRESH, BRD MT...	01-110-510430	GENERAL ADMINISTRATIVE	131.79
<b>Vendor 2772 - JOHNSON, KRISTY Total:</b>						<b>1,430.83</b>



## Paid Check Report

Payment Dates: 9/1/2025 - 9/30/2025

Vendor Name	Payment Date	Payment Number	Description (Item)	Account Number	Account Name	Amount
<b>Vendor: 2790 - JORDAN VALLEY WATER CONSERVANCY DISTRICT</b>						
JORDAN VALLEY WATER CON...	09/17/2025	130435	AUG 2025 LABORATORY SER...	01-231-530270	WATER TESTING FEES	446.29
JORDAN VALLEY WATER CON...	09/17/2025	130436	AUG 2025 WATER DELIVERIES	01-350-530250	WATER SUPPLY EXPENSE	1,955,015.79
<b>Vendor 2790 - JORDAN VALLEY WATER CONSERVANCY DISTRICT Total:</b>						<b>1,955,462.08</b>
<b>Vendor: 2734 - J-U-B ENGINEERS, INC.</b>						
J-U-B ENGINEERS, INC.	09/10/2025	130400	23I: ANDERSON WTP - CONS...	01-340-520920	INFRASTRUCTURE PURCHAS...	75,661.51
J-U-B ENGINEERS, INC.	09/10/2025	130400	Well No. 4 Scoping Study	01-340-510520	PROFESSIONAL CONSULTING ..	5,730.70
J-U-B ENGINEERS, INC.	09/10/2025	130400	23I: ANDERSON WTP - CONS...	01-340-520920	INFRASTRUCTURE PURCHAS...	29,714.30
<b>Vendor 2734 - J-U-B ENGINEERS, INC. Total:</b>						<b>111,106.51</b>
<b>Vendor: 2900 - KILGORE COMPANIES, LLC</b>						
KILGORE COMPANIES, LLC	09/10/2025	130401	Asphalt for August Repairs	01-220-520210	REPAIR SUPPLIES - WTR R&R	50.33
KILGORE COMPANIES, LLC	09/10/2025	130401	Asphalt for August Repairs	01-220-520210	REPAIR SUPPLIES - WTR R&R	81.95
KILGORE COMPANIES, LLC	09/10/2025	130401	Asphalt for August Repairs	01-220-520210	REPAIR SUPPLIES - WTR R&R	782.39
KILGORE COMPANIES, LLC	09/10/2025	130401	Asphalt for August Repairs	01-220-520210	REPAIR SUPPLIES - WTR R&R	125.00
KILGORE COMPANIES, LLC	09/10/2025	130401	Asphalt for August Repairs	01-220-520210	REPAIR SUPPLIES - WTR R&R	768.20
KILGORE COMPANIES, LLC	09/10/2025	130401	Asphalt for August Repairs	01-220-520210	REPAIR SUPPLIES - WTR R&R	780.45
KILGORE COMPANIES, LLC	09/10/2025	130401	Asphalt for August Repairs	01-220-520210	REPAIR SUPPLIES - WTR R&R	949.44
KILGORE COMPANIES, LLC	09/10/2025	130401	Asphalt for August Repairs	01-220-520210	REPAIR SUPPLIES - WTR R&R	258.97
<b>Vendor 2900 - KILGORE COMPANIES, LLC Total:</b>						<b>3,796.73</b>
<b>Vendor: 2908.1 - KUKER-RANKEN INC</b>						
KUKER-RANKEN INC	09/10/2025	130402	Manhole hooks for inspector ...	01-330-520240	TOOLS & SUPPLIES - BLUE ST...	102.00
KUKER-RANKEN INC	09/10/2025	130402	25 GPS Equipment - LEICA CS...	01-340-520920	INFRASTRUCTURE PURCHAS...	515.00
<b>Vendor 2908.1 - KUKER-RANKEN INC Total:</b>						<b>617.00</b>
<b>Vendor: 2140 - LGG INDUSTRIAL</b>						
LGG INDUSTRIAL	09/24/2025	130464	PRESSURE WASHER HOSE FO...	01-260-510220	BUILDINGS & GROUNDS - BL...	98.60
LGG INDUSTRIAL	09/24/2025	130464	UNIT #15-Suction hose	01-230-520240	TOOLS & SUPPLIES - WTR MA...	371.75
<b>Vendor 2140 - LGG INDUSTRIAL Total:</b>						<b>470.35</b>
<b>Vendor: 5399 - MARATHON MAINTENANCE, INC.</b>						
MARATHON MAINTENANCE, ...	09/10/2025	130421	2025 Grounds Maintenance	01-360-510220	BUILDINGS & GROUNDS - SYS...	8,714.28
MARATHON MAINTENANCE, ...	09/10/2025	130421	Ridgeland bi weekly services	01-360-510220	BUILDINGS & GROUNDS - SYS...	330.00
<b>Vendor 5399 - MARATHON MAINTENANCE, INC. Total:</b>						<b>9,044.28</b>
<b>Vendor: 5417 - MARCOR LLC</b>						
MARCOR LLC	09/24/2025	130482	RETENTION/23V - PMT NO 2 -..	01-000-210110	ACCOUNTS PAYABLE - RETAI...	5,741.50
MARCOR LLC	09/24/2025	130482	PMT 2-FINAL/23V: DECKER ...	01-340-520920	INFRASTRUCTURE PURCHAS...	21.11
<b>Vendor 5417 - MARCOR LLC Total:</b>						<b>5,762.61</b>
<b>Vendor: 3085 - MARTI, TODD B</b>						
MARTI, TODD B	09/25/2025	10483	MILEAGE, MEALS/IMS-AWW...	01-110-510480	TRAINING & EDUCATION - M...	324.00
<b>Vendor 3085 - MARTI, TODD B Total:</b>						<b>324.00</b>
<b>Vendor: 3129 - MIDWEST HOSE &amp; SPECIALTY, INC.</b>						
MIDWEST HOSE & SPECIALTY,..	09/10/2025	130403	Hose Adapter	01-220-520240	TOOLS & SUPPLIES - WTR R&R	11.07



## Paid Check Report

Payment Dates: 9/1/2025 - 9/30/2025

Vendor Name	Payment Date	Payment Number	Description (Item)	Account Number	Account Name	Amount
MIDWEST HOSE & SPECIALTY,...	09/10/2025	130403	1" Hose and Fittings	01-220-520210	REPAIR SUPPLIES - WTR R&R	627.62
<b>Vendor 3129 - MIDWEST HOSE &amp; SPECIALTY, INC. Total:</b>						<b>638.69</b>
<b>Vendor: 3210 - MOUNTAINLAND SUPPLY COMPANY</b>						
MOUNTAINLAND SUPPLY C...	09/03/2025	130382	UNIT #30-WORK LIGHTING U...	01-260-510910	MACHINERY & EQUIPMENT -...	1,650.00
MOUNTAINLAND SUPPLY C...	09/10/2025	130404	UNIT #46-CAMERA INSTALLA...	01-260-510910	MACHINERY & EQUIPMENT -...	200.00
<b>Vendor 3210 - MOUNTAINLAND SUPPLY COMPANY Total:</b>						<b>1,850.00</b>
<b>Vendor: 3242 - NARTEH, VICTOR N</b>						
NARTEH, VICTOR N	09/25/2025	10484	MEALS/WEFTEC CONF	01-320-510480	TRAINING & EDUCATION - S...	391.50
<b>Vendor 3242 - NARTEH, VICTOR N Total:</b>						<b>391.50</b>
<b>Vendor: 3245 - NATIONAL BENEFIT SERVICES LLC</b>						
NATIONAL BENEFIT SERVICES...	09/10/2025	130405	2022 Participant Fee	01-110-510520	PROFESSIONAL CONSULTING ..	2,000.00
NATIONAL BENEFIT SERVICES...	09/10/2025	130405	2023 Participant Fee & 2023...	01-110-510520	PROFESSIONAL CONSULTING ..	2,190.00
<b>Vendor 3245 - NATIONAL BENEFIT SERVICES LLC Total:</b>						<b>4,190.00</b>
<b>Vendor: 3272 - NELSON BROS CONSTRUCTION CO</b>						
NELSON BROS CONSTRUCTI...	09/10/2025	130406	PMT 4/23I: ANDERSON WTP ...	01-340-520920	INFRASTRUCTURE PURCHAS...	520,448.30
NELSON BROS CONSTRUCTI...	09/10/2025	130406	RETENTION/23I - PMT NO 4	01-000-210110	ACCOUNTS PAYABLE - RETAI...	-26,022.41
NELSON BROS CONSTRUCTI...	09/17/2025	130437	PMT 5/23I: ANDERSON WTP ...	01-340-520920	INFRASTRUCTURE PURCHAS...	287,824.33
NELSON BROS CONSTRUCTI...	09/17/2025	130437	RETENTION/23I - PMT NO 5	01-000-210110	ACCOUNTS PAYABLE - RETAI...	-14,391.22
<b>Vendor 3272 - NELSON BROS CONSTRUCTION CO Total:</b>						<b>767,859.00</b>
<b>Vendor: 3375 - OCCUPATIONAL HEALTH CENTERS</b>						
OCCUPATIONAL HEALTH CEN...	09/10/2025	130407	PRE-EMP SCREENING	01-110-510520	PROFESSIONAL CONSULTING ..	81.00
OCCUPATIONAL HEALTH CEN...	09/17/2025	130438	EMP PRE-EMPLOYMENT DR...	01-110-510520	PROFESSIONAL CONSULTING ..	90.00
OCCUPATIONAL HEALTH CEN...	09/24/2025	130470	PRE-EMP SCREENING	01-110-510520	PROFESSIONAL CONSULTING ..	90.00
<b>Vendor 3375 - OCCUPATIONAL HEALTH CENTERS Total:</b>						<b>261.00</b>
<b>Vendor: 3401 - OWEN EQUIPMENT COMPANY</b>						
OWEN EQUIPMENT COMPA...	09/03/2025	130383	Unit #18- Hydraulic Line Seal...	01-260-520210	REPAIR SUPPLIES - BLD/FLT ...	56.38
<b>Vendor 3401 - OWEN EQUIPMENT COMPANY Total:</b>						<b>56.38</b>
<b>Vendor: 5221 - PEAK ALARM COMPANY, INC.</b>						
PEAK ALARM COMPANY, INC.	09/03/2025	130388	Annual security monitoring a...	01-360-510220	BUILDINGS & GROUNDS - SYS...	1,124.37
<b>Vendor 5221 - PEAK ALARM COMPANY, INC. Total:</b>						<b>1,124.37</b>
<b>Vendor: 5214 - PLATINUM MECHANICAL, LLC</b>						
PLATINUM MECHANICAL, LLC	09/17/2025	130447	WWPS -Decker Main HVAC R...	01-350-520210	REPAIR SUPPLIES - OPERATOR	4,869.00
<b>Vendor 5214 - PLATINUM MECHANICAL, LLC Total:</b>						<b>4,869.00</b>
<b>Vendor: 5419 - PNL CONSTRUCTION INC</b>						
PNL CONSTRUCTION INC	09/17/2025	130456	PMT 1/25F FIRE HYDRANT R...	01-340-520920	INFRASTRUCTURE PURCHAS...	615,640.00
PNL CONSTRUCTION INC	09/17/2025	130456	RETENTION/25F - PMT NO 1	01-000-210110	ACCOUNTS PAYABLE - RETAI...	-30,782.00
<b>Vendor 5419 - PNL CONSTRUCTION INC Total:</b>						<b>584,858.00</b>
<b>Vendor: 3523 - PREMIER TRUCK GROUP</b>						
PREMIER TRUCK GROUP	09/24/2025	130471	Unit #61 and Unit #62- Air Dr...	01-260-520210	REPAIR SUPPLIES - BLD/FLT ...	438.96
PREMIER TRUCK GROUP	09/24/2025	130471	Unit #61 Fuel/Water Separat...	01-260-520210	REPAIR SUPPLIES - BLD/FLT ...	27.16



**Paid Check Report**

**Payment Dates: 9/1/2025 - 9/30/2025**

Vendor Name	Payment Date	Payment Number	Description (Item)	Account Number	Account Name	Amount
PREMIER TRUCK GROUP	09/24/2025	130471	Unit #61- Engine and Cabin A...	01-260-520210	REPAIR SUPPLIES - BLD/FLT ...	220.85
<b>Vendor 3523 - PREMIER TRUCK GROUP Total:</b>						<b>686.97</b>
<b>Vendor: 5434 - RADIATORS INC</b>						
RADIATORS INC	09/03/2025	130391	WWPS - East Rec Generator ...	01-350-520210	REPAIR SUPPLIES - OPERATOR	15.00
<b>Vendor 5434 - RADIATORS INC Total:</b>						<b>15.00</b>
<b>Vendor: 3657 - READY MADE CONCRETE</b>						
READY MADE CONCRETE	09/10/2025	130408	Cement for Repairs	01-220-520210	REPAIR SUPPLIES - WTR R&R	466.00
READY MADE CONCRETE	09/10/2025	130408	Cement for Repairs	01-220-520210	REPAIR SUPPLIES - WTR R&R	361.50
<b>Vendor 3657 - READY MADE CONCRETE Total:</b>						<b>827.50</b>
<b>Vendor: 5261 - RICHARD VILLANUEVA</b>						
RICHARD VILLANUEVA	09/17/2025	130451	UNIT #43-WINDSHIELD CHIP ...	01-260-520210	REPAIR SUPPLIES - BLD/FLT ...	75.00
<b>Vendor 5261 - RICHARD VILLANUEVA Total:</b>						<b>75.00</b>
<b>Vendor: 3747 - ROCKY MTN POWER</b>						
ROCKY MTN POWER	09/24/2025	130472	JUL, AUG 2025 POWER	01-110-510460	UTILITIES - MGMT	11,500.32
ROCKY MTN POWER	09/24/2025	130472	JUL, AUG 2025 POWER	01-230-510460	UTILITIES - WTR	191,915.79
ROCKY MTN POWER	09/24/2025	130472	JUL, AUG 2025 POWER	01-240-510460	UTILITIES - WW	40,288.85
<b>Vendor 3747 - ROCKY MTN POWER Total:</b>						<b>243,704.96</b>
<b>Vendor: 3803 - RUSH TRUCK CENTERS OF UTAH INC</b>						
RUSH TRUCK CENTERS OF U...	09/17/2025	130439	Water Truck Parameter Prog...	01-220-510910	MACHINERY & EQUIPMENT -...	295.00
<b>Vendor 3803 - RUSH TRUCK CENTERS OF UTAH INC Total:</b>						<b>295.00</b>
<b>Vendor: 3850 - SALT LAKE CEMENT CUTTING</b>						
SALT LAKE CEMENT CUTTING	09/17/2025	DFT0002100	Cement Cutting for August R...	01-220-520210	REPAIR SUPPLIES - WTR R&R	250.00
SALT LAKE CEMENT CUTTING	09/17/2025	DFT0002100	Cement Cutting for August R...	01-220-520210	REPAIR SUPPLIES - WTR R&R	250.00
SALT LAKE CEMENT CUTTING	09/17/2025	DFT0002100	Saw Cutting Cherrywood	01-340-520920	INFRASTRUCTURE PURCHAS...	250.00
<b>Vendor 3850 - SALT LAKE CEMENT CUTTING Total:</b>						<b>750.00</b>
<b>Vendor: 3890 - SALT LAKE VALLEY LANDFILL</b>						
SALT LAKE VALLEY LANDFILL	09/10/2025	130409	COVER FILL	01-340-520920	INFRASTRUCTURE PURCHAS...	3,501.56
<b>Vendor 3890 - SALT LAKE VALLEY LANDFILL Total:</b>						<b>3,501.56</b>
<b>Vendor: 5438 - SANDERS ASSOCIATES ARCHITECTS</b>						
SANDERS ASSOCIATES ARCHI...	09/24/2025	130483	SANDERS ASSOCIATES ARCHI...	01-000-410300	ENGINEERING FEES	1,250.00
<b>Vendor 5438 - SANDERS ASSOCIATES ARCHITECTS Total:</b>						<b>1,250.00</b>
<b>Vendor: 3950 - SELECTHEALTH</b>						
SELECTHEALTH	09/24/2025	130473	RETIREE HEALTH INS	01-110-500130	HEALTH INSURANCE - MGMT	7,593.90
SELECTHEALTH	09/24/2025	130473	TERM EMPLOYEE HEALTH INS...	01-350-500130	HEALTH INSURANCE - OPERA...	-738.10
SELECTHEALTH	09/24/2025	130473	HEALTH INS FAM. SELECT M...	01-000-220500	HEALTH INSURANCE PAYABLE	59,284.50
SELECTHEALTH	09/24/2025	130473	SINGLE SELECT MED	01-000-220500	HEALTH INSURANCE PAYABLE	5,904.80
SELECTHEALTH	09/24/2025	130473	HEALTH INS FAM. SELECT M...	01-000-220500	HEALTH INSURANCE PAYABLE	59,284.50
SELECTHEALTH	09/24/2025	130473	SINGLE SELECT MED	01-000-220500	HEALTH INSURANCE PAYABLE	6,642.90
<b>Vendor 3950 - SELECTHEALTH Total:</b>						<b>137,972.50</b>



## Paid Check Report

Payment Dates: 9/1/2025 - 9/30/2025

Vendor Name	Payment Date	Payment Number	Description (Item)	Account Number	Account Name	Amount
<b>Vendor: 4000 - SILVER SPUR CONSTRUCTION</b>						
SILVER SPUR CONSTRUCTION	09/17/2025	130440	Redwood Road Sewer Constr...	01-340-520920	INFRASTRUCTURE PURCHAS...	56,297.49
SILVER SPUR CONSTRUCTION	09/17/2025	130440	Redwood Road Water Constr...	01-340-520920	INFRASTRUCTURE PURCHAS...	50,507.06
SILVER SPUR CONSTRUCTION	09/17/2025	130440	Redwood Road Water Chang...	01-340-520920	INFRASTRUCTURE PURCHAS...	19,855.55
SILVER SPUR CONSTRUCTION	09/17/2025	130440	RETENTION/20A&20I - PMT ...	01-000-210110	ACCOUNTS PAYABLE - RETAI...	-6,333.00
SILVER SPUR CONSTRUCTION	09/17/2025	130440	RETENTION/20A&20I - PMT ...	01-000-210110	ACCOUNTS PAYABLE - RETAI...	83,278.75
SILVER SPUR CONSTRUCTION	09/17/2025	130440	WATERLINE CONSTRUCTION	01-340-520920	INFRASTRUCTURE PURCHAS...	445,058.86
SILVER SPUR CONSTRUCTION	09/17/2025	130440	RETENTION/23L - PMT NO 1	01-000-210110	ACCOUNTS PAYABLE - RETAI...	-22,252.94
<b>Vendor 4000 - SILVER SPUR CONSTRUCTION Total:</b>						<b>626,411.77</b>
<b>20A&amp;I Redwood Rd Wtr/Swr &amp; 23L-Watts Well #18</b>						
SOUTHERN TIRE MART LLC	09/17/2025	130452	Unit #10 New Drive Tire	01-260-520210	REPAIR SUPPLIES - BLD/FLT ...	417.65
SOUTHERN TIRE MART LLC	09/24/2025	130480	Unit #24- 2 New Rear Tires	01-260-520210	REPAIR SUPPLIES - BLD/FLT ...	453.00
<b>Vendor 5278 - SOUTHERN TIRE MART LLC Total:</b>						<b>870.65</b>
<b>Vendor: 4236 - STATE TRAILER SUPPLY</b>						
STATE TRAILER SUPPLY	09/24/2025	130474	SHOP-TRAILER E BRAKE REPA...	01-260-520210	REPAIR SUPPLIES - BLD/FLT ...	196.88
STATE TRAILER SUPPLY	09/24/2025	130474	SHOP-TRAILER E BRAKE REPA...	01-260-520210	REPAIR SUPPLIES - BLD/FLT ...	43.17
STATE TRAILER SUPPLY	09/24/2025	130474	SHOP-TRAILER E BRAKE REPA...	01-260-520210	REPAIR SUPPLIES - BLD/FLT ...	33.28
<b>Vendor 4236 - STATE TRAILER SUPPLY Total:</b>						<b>273.33</b>
<b>Vendor: 4238 - STEP SAVER INC</b>						
STEP SAVER INC	09/17/2025	130441	Well #12 - Salt	01-350-530260	WATER TREATMENT CHEMI...	1,630.20
STEP SAVER INC	09/17/2025	130441	Well #12 - Salt - Vendor Disc...	01-350-530260	WATER TREATMENT CHEMI...	-24.45
<b>Vendor 4238 - STEP SAVER INC Total:</b>						<b>1,605.75</b>
<b>Vendor: 4245 - STOUT, TROY</b>						
STOUT, TROY	09/25/2025	10485	MILEAGE, MEALS/IMS-AWW...	01-110-510480	TRAINING & EDUCATION - M...	324.00
<b>Vendor 4245 - STOUT, TROY Total:</b>						<b>324.00</b>
<b>Vendor: 4248 - STREAMLINE</b>						
STREAMLINE	09/03/2025	130384	SEP 2025 WEBSITE HOSTING	01-360-510440	COMPUTER SUPPLIES/EQUI...	1,296.00
<b>Vendor 4248 - STREAMLINE Total:</b>						<b>1,296.00</b>
<b>Vendor: 4281 - SUNRISE ENGINEERING, INC.</b>						
SUNRISE ENGINEERING, INC.	09/17/2025	130442	25: PLEASANT VALLEY WWPS...	01-340-520920	INFRASTRUCTURE PURCHAS...	13,341.25
SUNRISE ENGINEERING, INC.	09/24/2025	130475	25D: ZONE 1 RESERVOIR	01-340-520920	INFRASTRUCTURE PURCHAS...	705.00
<b>Vendor 4281 - SUNRISE ENGINEERING, INC. Total:</b>						<b>14,046.25</b>
<b>Vendor: 4350 - THE DATA CENTER</b>						
THE DATA CENTER	09/10/2025	130410	Printing & Mailing	01-130-510420	POSTAGE & MAILING	10,925.85
THE DATA CENTER	09/10/2025	130410	Printing & Mailing	01-130-510420	POSTAGE & MAILING	2,640.74
<b>Vendor 4350 - THE DATA CENTER Total:</b>						<b>13,566.59</b>
<b>Vendor: 4405 - THOMAS PETROLEUM</b>						
THOMAS PETROLEUM	09/03/2025	130385	Diesel Fuel- Yard, Plant, Fuel ...	01-260-510230	VEHICLE FUEL - BLD/FLT MAI...	4,436.45
THOMAS PETROLEUM	09/24/2025	130476	Yard- Gasoline	01-260-510230	VEHICLE FUEL - BLD/FLT MAI...	9,380.81
<b>Vendor 4405 - THOMAS PETROLEUM Total:</b>						<b>13,817.26</b>



**Paid Check Report**

**Payment Dates: 9/1/2025 - 9/30/2025**

Vendor Name	Payment Date	Payment Number	Description (Item)	Account Number	Account Name	Amount
<b>Vendor: 5409 - TIMMONS GROUP, INC.</b>						
TIMMONS GROUP, INC.	09/17/2025	130453	25C UN GIS Implementation ...	01-340-520920	INFRASTRUCTURE PURCHAS...	8,298.60
<b>Vendor 5409 - TIMMONS GROUP, INC. Total:</b>						<b>8,298.60</b>
<b>Vendor: 4454 - TRAFFIC SAFETY RENTALS</b>						
TRAFFIC SAFETY RENTALS	09/24/2025	130477	Traffic Sign Rentals	01-340-520920	INFRASTRUCTURE PURCHAS...	3,183.41
<b>Vendor 4454 - TRAFFIC SAFETY RENTALS Total:</b>						<b>3,183.41</b>
<b>Vendor: 4479 - TYLER TECHNOLOGIES</b>						
TYLER TECHNOLOGIES	09/24/2025	130478	Incode Pro10 Annual Renewal	01-360-510440	COMPUTER SUPPLIES/EQUI...	77,921.09
<b>Vendor 4479 - TYLER TECHNOLOGIES Total:</b>						<b>77,921.09</b>
<b>Vendor: 4501 - UNDERGROUND SOLUTIONS INC</b>						
UNDERGROUND SOLUTIONS ...	09/17/2025	130443	FUSION LICENSE FEE	01-220-520210	REPAIR SUPPLIES - WTR R&R	100.00
<b>Vendor 4501 - UNDERGROUND SOLUTIONS INC Total:</b>						<b>100.00</b>
<b>Vendor: 4530 - UNITED SITE SERVICES OF NEVADA, INC.</b>						
UNITED SITE SERVICES OF NE...	09/10/2025	130411	Toilet Rental	01-340-520920	INFRASTRUCTURE PURCHAS...	178.10
<b>Vendor 4530 - UNITED SITE SERVICES OF NEVADA, INC. Total:</b>						<b>178.10</b>
<b>Vendor: 4545 - UNUM LIFE INSURANCE CO OF AMER</b>						
UNUM LIFE INSURANCE CO ...	09/10/2025	130412	AUG 2025 LTC ADJ - EMP #2...	01-130-500170	LIFE/LTD/LTC INSURANCE - C...	2.40
UNUM LIFE INSURANCE CO ...	09/10/2025	130412	AUG 2025 LTC ADJ-EMP #235	01-140-500170	LIFE/LTD/LTC INSURANCE - ...	1.20
UNUM LIFE INSURANCE CO ...	09/10/2025	130412	AUG 2025 LTC ADJ-EMP #275	01-230-500170	LIFE/LTD/LTC INSURANCE - ...	-2.50
UNUM LIFE INSURANCE CO ...	09/10/2025	130412	AUG 2025 LTC ADJ-EMP #28	01-240-500170	LIFE/LTD/LTC INSURANCE - ...	1.20
UNUM LIFE INSURANCE CO ...	09/10/2025	130412	AUG 2025 LTC ADJ-EMP #274	01-260-500170	LIFE/LTD/LTC INSURANCE - B...	-12.00
UNUM LIFE INSURANCE CO ...	09/10/2025	130412	AUG 2025 LTC ADJ-EMP #239	01-350-500170	LIFE/LTD/LTC INSURANCE - O...	1.20
UNUM LIFE INSURANCE CO ...	09/10/2025	130412	LONG TERM CARE	01-000-220600	OTHER INSURANCE PAYABLE	132.05
UNUM LIFE INSURANCE CO ...	09/10/2025	130412	LONG TERM CARE	01-000-220600	OTHER INSURANCE PAYABLE	2.45
UNUM LIFE INSURANCE CO ...	09/10/2025	130412	LONG TERM CARE	01-000-220600	OTHER INSURANCE PAYABLE	120.00
UNUM LIFE INSURANCE CO ...	09/10/2025	130413	AUG 2025 SHORT TERM DIS ...	01-110-500170	LIFE/LTD/LTC INSURANCE - ...	0.07
UNUM LIFE INSURANCE CO ...	09/10/2025	130413	AUG 2025 SHORT TERM DIS ...	01-230-500170	LIFE/LTD/LTC INSURANCE - ...	-21.12
UNUM LIFE INSURANCE CO ...	09/10/2025	130413	AUG 2025 SHORT TERM DIS ...	01-240-500170	LIFE/LTD/LTC INSURANCE - ...	3.29
UNUM LIFE INSURANCE CO ...	09/10/2025	130413	AUG 2025 SHORT TERM DIS ...	01-350-500170	LIFE/LTD/LTC INSURANCE - O...	-9.42
UNUM LIFE INSURANCE CO ...	09/10/2025	130413	AUG 2025 VOL LIFE ADJ-RO...	01-110-500170	LIFE/LTD/LTC INSURANCE - ...	0.18
UNUM LIFE INSURANCE CO ...	09/10/2025	130413	AUG 2025 VOL LIFE ADJ-EMP...	01-230-500170	LIFE/LTD/LTC INSURANCE - ...	-10.56
UNUM LIFE INSURANCE CO ...	09/10/2025	130413	AUG 2025 VOL LIFE ADJ-EMP...	01-240-500170	LIFE/LTD/LTC INSURANCE - ...	-5.10
UNUM LIFE INSURANCE CO ...	09/10/2025	130413	AUG 2025 VOL LIFE ADJ-EMP...	01-260-500170	LIFE/LTD/LTC INSURANCE - B...	-24.46
UNUM LIFE INSURANCE CO ...	09/10/2025	130413	AUG 2025 EMPLOYER LIFE A...	01-110-500170	LIFE/LTD/LTC INSURANCE - ...	0.14
UNUM LIFE INSURANCE CO ...	09/10/2025	130413	AUG 2025 EMPLOYER LIFE A...	01-140-500170	LIFE/LTD/LTC INSURANCE - ...	20.36
UNUM LIFE INSURANCE CO ...	09/10/2025	130413	AUG 2025 EMPLOYER LIFE A...	01-140-500170	LIFE/LTD/LTC INSURANCE - ...	0.61
UNUM LIFE INSURANCE CO ...	09/10/2025	130413	AUG 2025 EMPLOYER LIFE A...	01-230-500170	LIFE/LTD/LTC INSURANCE - ...	-34.51
UNUM LIFE INSURANCE CO ...	09/10/2025	130413	AUG 2025 EMPLOYER LIFE A...	01-240-500170	LIFE/LTD/LTC INSURANCE - ...	5.08
UNUM LIFE INSURANCE CO ...	09/10/2025	130413	AUG 2025 EMPLOYER LIFE A...	01-240-500170	LIFE/LTD/LTC INSURANCE - ...	30.23
UNUM LIFE INSURANCE CO ...	09/10/2025	130413	AUG 2025 EMPLOYER LIFE A...	01-260-500170	LIFE/LTD/LTC INSURANCE - B...	-50.94
UNUM LIFE INSURANCE CO ...	09/10/2025	130413	AUG 2025 EMPLOYER LIFE A...	01-350-500170	LIFE/LTD/LTC INSURANCE - O...	-19.66
UNUM LIFE INSURANCE CO ...	09/10/2025	130413	AUG 2025 EMPLOYER LIFE A...	01-350-500170	LIFE/LTD/LTC INSURANCE - O...	2.74



**Paid Check Report**

**Payment Dates: 9/1/2025 - 9/30/2025**

Vendor Name	Payment Date	Payment Number	Description (Item)	Account Number	Account Name	Amount
UNUM LIFE INSURANCE CO ...	09/10/2025	130413	LIFE INSURANCE	01-000-220620	VOLUNTARY LIFE PAYABLE	2,384.60
UNUM LIFE INSURANCE CO ...	09/10/2025	130413	UNUM SHORT TERM DISABIL...	01-000-220620	VOLUNTARY LIFE PAYABLE	352.66
UNUM LIFE INSURANCE CO ...	09/10/2025	130413	VOL LIFE INSURANCE	01-000-220620	VOLUNTARY LIFE PAYABLE	528.26
UNUM LIFE INSURANCE CO ...	09/10/2025	130413	LIFE INSURANCE	01-000-220620	VOLUNTARY LIFE PAYABLE	16.59
UNUM LIFE INSURANCE CO ...	09/10/2025	130413	UNUM SHORT TERM DISABIL...	01-000-220620	VOLUNTARY LIFE PAYABLE	9.88
UNUM LIFE INSURANCE CO ...	09/10/2025	130413	LIFE INSURANCE	01-000-220620	VOLUNTARY LIFE PAYABLE	2,218.00
UNUM LIFE INSURANCE CO ...	09/10/2025	130413	UNUM SHORT TERM DISABIL...	01-000-220620	VOLUNTARY LIFE PAYABLE	315.52
UNUM LIFE INSURANCE CO ...	09/10/2025	130413	VOL LIFE INSURANCE	01-000-220620	VOLUNTARY LIFE PAYABLE	509.26
<b>Vendor 4545 - UNUM LIFE INSURANCE CO OF AMER Total:</b>						<b>6,467.70</b>
<b>Vendor: 0001 - US TREASURY</b>						
US TREASURY	09/11/2025	DFT0002096	MEDICARE WITHHOLDING	01-000-230100	FEDERAL W/H & MEDICARE ...	6,864.46
US TREASURY	09/11/2025	DFT0002097	FEDERAL WITHHOLDING	01-000-230100	FEDERAL W/H & MEDICARE ...	20,131.46
US TREASURY	09/25/2025	DFT0002117	MEDICARE WITHHOLDING	01-000-230100	FEDERAL W/H & MEDICARE ...	6,820.78
US TREASURY	09/25/2025	DFT0002118	FEDERAL WITHHOLDING	01-000-230100	FEDERAL W/H & MEDICARE ...	19,648.92
US TREASURY	09/30/2025	DFT0002124	MEDICARE WITHHOLDING	01-000-230100	FEDERAL W/H & MEDICARE ...	42.52
US TREASURY	09/30/2025	DFT0002125	FEDERAL WITHHOLDING	01-000-230100	FEDERAL W/H & MEDICARE ...	28.74
<b>Vendor 0001 - US TREASURY Total:</b>						<b>53,536.88</b>
<b>Vendor: 4570 - UTAH ASSOCIATION OF SPECIAL DISTRICTS</b>						
UTAH ASSOCIATION OF SPEC...	09/17/2025	130444	2026 MEMBERSHIP DUES	01-110-510430	GENERAL ADMINISTRATIVE	15,759.00
<b>Vendor 4570 - UTAH ASSOCIATION OF SPECIAL DISTRICTS Total:</b>						<b>15,759.00</b>
<b>Vendor: 4620 - UTAH LOCAL GOVERNMENTS TRUST</b>						
UTAH LOCAL GOVERNMENTS...	09/10/2025	130414	20120-PROPERTY/FUEL TRAI...	01-110-510450	GENERAL INSURANCE	31.13
<b>Vendor 4620 - UTAH LOCAL GOVERNMENTS TRUST Total:</b>						<b>31.13</b>
<b>Vendor: 4640 - UTAH RETIREMENT SYSTEMS</b>						
UTAH RETIREMENT SYSTEMS	09/11/2025	DFT0002079	TIER 2 DEFINED CONTRIBUTI...	01-000-220400	RETIREMENT CONTRIB PAYA...	1,207.84
UTAH RETIREMENT SYSTEMS	09/11/2025	DFT0002080	TIER 2 HYBRID CONTRIBUTI...	01-000-220400	RETIREMENT CONTRIB PAYA...	15,329.11
UTAH RETIREMENT SYSTEMS	09/11/2025	DFT0002081	457 CONTRIBUTION AMOUNT	01-000-220400	RETIREMENT CONTRIB PAYA...	200.00
UTAH RETIREMENT SYSTEMS	09/11/2025	DFT0002082	457 CONTRIB - BOARD	01-000-220400	RETIREMENT CONTRIB PAYA...	51.67
UTAH RETIREMENT SYSTEMS	09/11/2025	DFT0002083	457 CONTRIB - TIER 2	01-000-220400	RETIREMENT CONTRIB PAYA...	182.77
UTAH RETIREMENT SYSTEMS	09/11/2025	DFT0002085	401(K) CONTRIB - BOARD	01-000-220400	RETIREMENT CONTRIB PAYA...	51.67
UTAH RETIREMENT SYSTEMS	09/11/2025	DFT0002087	TIER 2 DC 401K	01-000-220400	RETIREMENT CONTRIB PAYA...	2,940.55
UTAH RETIREMENT SYSTEMS	09/11/2025	DFT0002089	TRAD IRA \$ URS T2 EMP CON...	01-000-220400	RETIREMENT CONTRIB PAYA...	25.00
UTAH RETIREMENT SYSTEMS	09/11/2025	DFT0002092	TIER 2 ROTH IRA CONTRIB A...	01-000-220400	RETIREMENT CONTRIB PAYA...	325.00
UTAH RETIREMENT SYSTEMS	09/11/2025	DFT0002093	ROTH IRA CONTRIBUTION A...	01-000-220400	RETIREMENT CONTRIB PAYA...	710.00
UTAH RETIREMENT SYSTEMS	09/11/2025	DFT0002094	TIER 2 - 457 CONTRIB	01-000-220400	RETIREMENT CONTRIB PAYA...	80.00
UTAH RETIREMENT SYSTEMS	09/11/2025	DFT0002095	UT STATE RET CONTRIBUTION	01-000-220400	RETIREMENT CONTRIB PAYA...	17,048.61
UTAH RETIREMENT SYSTEMS	09/25/2025	DFT0002102	TIER 2 DEFINED CONTRIBUTI...	01-000-220400	RETIREMENT CONTRIB PAYA...	1,194.04
UTAH RETIREMENT SYSTEMS	09/25/2025	DFT0002103	TIER 2 HYBRID CONTRIBUTI...	01-000-220400	RETIREMENT CONTRIB PAYA...	15,553.31
UTAH RETIREMENT SYSTEMS	09/25/2025	DFT0002104	457 CONTRIBUTION AMOUNT	01-000-220400	RETIREMENT CONTRIB PAYA...	200.00
UTAH RETIREMENT SYSTEMS	09/25/2025	DFT0002105	457 CONTRIB - TIER 2	01-000-220400	RETIREMENT CONTRIB PAYA...	84.15
UTAH RETIREMENT SYSTEMS	09/25/2025	DFT0002108	TIER 2 DC 401K	01-000-220400	RETIREMENT CONTRIB PAYA...	2,905.13
UTAH RETIREMENT SYSTEMS	09/25/2025	DFT0002110	TRAD IRA \$ URS T2 EMP CON...	01-000-220400	RETIREMENT CONTRIB PAYA...	25.00



## Paid Check Report

Payment Dates: 9/1/2025 - 9/30/2025

Vendor Name	Payment Date	Payment Number	Description (Item)	Account Number	Account Name	Amount
UTAH RETIREMENT SYSTEMS	09/25/2025	DFT0002113	TIER 2 ROTH IRA CONTRIB A...	01-000-220400	RETIREMENT CONTRIB PAYA...	325.00
UTAH RETIREMENT SYSTEMS	09/25/2025	DFT0002114	ROTH IRA CONTRIBUTION A...	01-000-220400	RETIREMENT CONTRIB PAYA...	710.00
UTAH RETIREMENT SYSTEMS	09/25/2025	DFT0002115	TIER 2 - 457 CONTRIB	01-000-220400	RETIREMENT CONTRIB PAYA...	80.00
UTAH RETIREMENT SYSTEMS	09/25/2025	DFT0002116	UT STATE RET CONTRIBUTION	01-000-220400	RETIREMENT CONTRIB PAYA...	16,889.13
<b>Vendor 4640 - UTAH RETIREMENT SYSTEMS Total:</b>						<b>76,117.98</b>
<b>Vendor: 4650 - UTAH STATE TAX COMMISSION</b>						
UTAH STATE TAX COMMISSI...	09/10/2025	130392	STATE WITHHOLDING	01-000-230200	STATE W/H PAYABLE	12,148.42
UTAH STATE TAX COMMISSI...	09/10/2025	130392	STATE WITHHOLDING	01-000-230200	STATE W/H PAYABLE	37.78
UTAH STATE TAX COMMISSI...	09/10/2025	130392	STATE WITHHOLDING	01-000-230200	STATE W/H PAYABLE	10,147.69
<b>Vendor 4650 - UTAH STATE TAX COMMISSION Total:</b>						<b>22,333.89</b>
<b>Vendor: 4693 - UTOPIA</b>						
UTOPIA	09/10/2025	130415	SEP 2025 FIBER OPTICS	01-360-510470	TELEPHONE	1,882.00
<b>Vendor 4693 - UTOPIA Total:</b>						<b>1,882.00</b>
<b>Vendor: 4704 - VERIZON WIRELESS</b>						
VERIZON WIRELESS	09/17/2025	DFT0002101	AUG 2025 WIRELESS SERVICES	01-360-510470	TELEPHONE	954.46
<b>Vendor 4704 - VERIZON WIRELESS Total:</b>						<b>954.46</b>
<b>Vendor: 5332 - VIKING PAINTING LLC</b>						
VIKING PAINTING LLC	09/10/2025	130419	23D: ACORD RESERVOIR REP...	01-340-520920	INFRASTRUCTURE PURCHAS...	109,699.00
VIKING PAINTING LLC	09/10/2025	130419	RETENTION/23D-PMT NO 8	01-000-210110	ACCOUNTS PAYABLE - RETAI...	-5,484.95
<b>Vendor 5332 - VIKING PAINTING LLC Total:</b>						<b>104,214.05</b>
<b>Vendor: 4698 - VLCM</b>						
VLCM	09/17/2025	130445	Renewal of project planning ...	01-360-510440	COMPUTER SUPPLIES/EQUI...	74.44
<b>Vendor 4698 - VLCM Total:</b>						<b>74.44</b>
<b>Vendor: 5178 - VOYA RETIREMENT INSURANCE AND ANNUITY COMPANY</b>						
VOYA RETIREMENT INSURAN...	09/11/2025	DFT0002084	401(K) CONTRIBUTIONS	01-000-220400	RETIREMENT CONTRIB PAYA...	29,334.43
VOYA RETIREMENT INSURAN...	09/11/2025	DFT0002086	ROTH 401(K) CONTRIBUTIONS	01-000-220400	RETIREMENT CONTRIB PAYA...	2,742.66
VOYA RETIREMENT INSURAN...	09/11/2025	DFT0002090	401(K) LOAN PAYMENT	01-000-220400	RETIREMENT CONTRIB PAYA...	1,138.75
VOYA RETIREMENT INSURAN...	09/11/2025	DFT0002091	401(K) LOAN PAYMENT	01-000-220400	RETIREMENT CONTRIB PAYA...	919.02
VOYA RETIREMENT INSURAN...	09/25/2025	DFT0002106	401(K) CONTRIBUTIONS	01-000-220400	RETIREMENT CONTRIB PAYA...	29,411.59
VOYA RETIREMENT INSURAN...	09/25/2025	DFT0002107	ROTH 401(K) CONTRIBUTIONS	01-000-220400	RETIREMENT CONTRIB PAYA...	2,738.39
VOYA RETIREMENT INSURAN...	09/25/2025	DFT0002111	401(K) LOAN PAYMENT	01-000-220400	RETIREMENT CONTRIB PAYA...	1,138.75
VOYA RETIREMENT INSURAN...	09/25/2025	DFT0002112	401(K) LOAN PAYMENT	01-000-220400	RETIREMENT CONTRIB PAYA...	919.02
<b>Vendor 5178 - VOYA RETIREMENT INSURANCE AND ANNUITY COMPANY Total:</b>						<b>68,342.61</b>
<b>Vendor: 5228 - WASATCH CLEAN ENERGY LLC</b>						
WASATCH CLEAN ENERGY LLC	09/17/2025	130448	Water Truck Lightbar	01-220-510910	MACHINERY & EQUIPMENT -...	2,685.00
<b>Vendor 5228 - WASATCH CLEAN ENERGY LLC Total:</b>						<b>2,685.00</b>
<b>Vendor: 5356 - WATTS, WAYNE D</b>						
WATTS, WAYNE D	09/25/2025	10486	MILEAGE, MEALS/IMS-AWW...	01-105-510480	TRAINING & EDUCATION - B...	324.00
<b>Vendor 5356 - WATTS, WAYNE D Total:</b>						<b>324.00</b>
<b>Vendor: 4880 - WEST VALLEY CITY</b>						
WEST VALLEY CITY	09/10/2025	DFT0002098	AUG 2025 STRMWTR/ST LIG...	01-110-510460	UTILITIES - MGMT	783.00



Paid Check Report

Payment Dates: 9/1/2025 - 9/30/2025

Vendor Name	Payment Date	Payment Number	Description (Item)	Account Number	Account Name	Amount
WEST VALLEY CITY	09/10/2025	DFT0002098	AUG 2025 STRMWTR/ST LIG...	01-230-510460	UTILITIES - WTR	465.00
WEST VALLEY CITY	09/10/2025	DFT0002098	AUG 2025 STRMWTR/ST LIG...	01-240-510460	UTILITIES - WW	200.10
Vendor 4880 - WEST VALLEY CITY Total:						1,448.10
Vendor: 4995 - WORKFORCE QA						
WORKFORCE QA	09/17/2025	130446	EMP BAT TESTING - MISSED ...	01-110-510520	PROFESSIONAL CONSULTING ..	135.00
Vendor 4995 - WORKFORCE QA Total:						135.00
Grand Total:						6,911,371.78



Report Summary

Fund Summary

Fund	Payment Amount
01 - GENERAL FUND	6,911,371.78
Grand Total:	6,911,371.78

Account Summary

Account Number	Account Name	Payment Amount
01-000-210110	ACCOUNTS PAYABLE - R...	-16,246.27
01-000-210150	AMEX/MC PAYABLE	4,837.97
01-000-220400	RETIREMENT CONTRIB P...	144,460.59
01-000-220500	HEALTH INSURANCE PA...	133,545.94
01-000-220501	DENTAL INSURANCE CLA...	6,061.40
01-000-220600	OTHER INSURANCE PAY...	254.50
01-000-220620	VOLUNTARY LIFE PAYAB...	6,334.77
01-000-220710	EMPLOYEE ACCRUED SA...	75.50
01-000-220900	CAFETERIA PLAN PAYAB...	24,456.94
01-000-230100	FEDERAL W/H & MEDIC...	53,536.88
01-000-230200	STATE W/H PAYABLE	22,333.89
01-000-410300	ENGINEERING FEES	1,250.00
01-105-510480	TRAINING & EDUCATION...	653.80
01-110-500130	HEALTH INSURANCE - M...	7,943.50
01-110-500170	LIFE/LTD/LTC INSURANC...	0.43
01-110-510430	GENERAL ADMINISTRAT...	17,918.77
01-110-510450	GENERAL INSURANCE	31.13
01-110-510460	UTILITIES - MGMT	12,405.60
01-110-510480	TRAINING & EDUCATION...	3,127.85
01-110-510500	LEGAL EXPENSE	3,075.00
01-110-510520	PROFESSIONAL CONSULT..	4,841.50
01-110-510540	BANKING & BONDING E...	225.00
01-130-500130	HEALTH INSURANCE - C...	-18.96
01-130-500170	LIFE/LTD/LTC INSURANC...	2.40
01-130-510220	BUILDINGS & GROUNDS -..	2,570.96
01-130-510410	OFFICE SUPPLIES	600.09
01-130-510420	POSTAGE & MAILING	13,566.59
01-140-500170	LIFE/LTD/LTC INSURANC...	22.17
01-140-510480	TRAINING & EDUCATION...	254.96
01-210-510490	SAFETY EXPENSE	4,272.99
01-220-510480	TRAINING & EDUCATION...	165.00
01-220-510910	MACHINERY & EQUIPM...	47,915.25
01-220-520210	REPAIR SUPPLIES - WTR ...	26,610.75
01-220-520240	TOOLS & SUPPLIES - WTR..	8,972.85
01-230-500130	HEALTH INSURANCE - W...	26.44

Payroll Taxes and Employee Benefits \$398,129.14



Account Summary

Account Number	Account Name	Payment Amount	
01-230-500170	LIFE/LTD/LTC INSURANC...	-68.69	
01-230-510460	UTILITIES - WTR	192,504.97	
01-230-510480	TRAINING & EDUCATION...	990.00	
01-230-520210	REPAIR SUPPLIES - WTR...	993.00	
01-230-520240	TOOLS & SUPPLIES - WTR..	941.54	
01-231-530270	WATER TESTING FEES	4,063.01	
01-240-500170	LIFE/LTD/LTC INSURANC...	34.70	
01-240-510460	UTILITIES - WW	40,515.96	
01-240-510480	TRAINING & EDUCATION...	90.00	
01-240-520240	TOOLS & SUPPLIES - WW...	583.95	
01-260-500130	HEALTH INSURANCE - B...	52.88	
01-260-500170	LIFE/LTD/LTC INSURANC...	-87.40	
01-260-510220	BUILDINGS & GROUNDS -..	398.60	
01-260-510230	VEHICLE FUEL - BLD/FLT...	13,821.38	
01-260-510910	MACHINERY & EQUIPM...	2,317.18	
01-260-520210	REPAIR SUPPLIES - BLD/F...	2,846.92	
01-320-510480	TRAINING & EDUCATION...	1,426.96	
01-330-520240	TOOLS & SUPPLIES - BLU...	120.98	
01-340-510480	TRAINING & EDUCATION...	3,320.00	
01-340-510520	PROFESSIONAL CONSULT..	6,911.95	
01-340-520920	INFRASTRUCTURE PURC...	2,771,834.06	Infrastructure \$2,755,587.79
01-350-500130	HEALTH INSURANCE - O...	-738.10	
01-350-500170	LIFE/LTD/LTC INSURANC...	-25.14	
01-350-520210	REPAIR SUPPLIES - OPER...	15,543.09	
01-350-530250	WATER SUPPLY EXPENSE	1,955,015.79	Jordan Valley Water
01-350-530260	WATER TREATMENT CH...	1,605.75	
01-360-510220	BUILDINGS & GROUNDS -..	10,168.65	
01-360-510440	COMPUTER SUPPLIES/E...	83,168.89	
01-360-510470	TELEPHONE	5,657.00	
01-360-510480	TRAINING & EDUCATION...	4,019.71	
01-400-580310	FACILITY OPERATION - C...	526,294.28	
01-400-580320	PROJECT BETTERMENTS-...	116,376.46	Central Valley Water \$1,257,258.01
01-400-580340	PRETREATMENT FIELD - ...	28,537.15	
01-400-580350	LABORATORY - C.V.	26,437.73	
01-400-580380	CVW DEBT SERVICE	559,612.39	
Grand Total:		6,911,371.78	

Project Account Summary

Project Account Key	Payment Amount
**None**	4,139,537.72
20ACONSTRUCTION	56,297.49



Project Account Summary

Project Account Key	Payment Amount	
20AINSPECTION	10,975.00	
20ICHANGEORDERS	19,855.55	
20ICONSTMGMT	2,967.75	
20ICONSTRUCTION	50,507.06	
20IINSPECTION	2,867.50	
20IPI	4,933.44	
21FCONTRACT	23,244.72	
23DCONSTMGMT	25,488.70	
23DCONSTRUCTION	109,699.00	
23ICONSTMGMT	105,375.81	
23ICONSTR	808,272.63	
23LCONSTMGMT PH3	2,634.75	
23LCONSTRUCTION PH3	445,058.86	
23LDESIGN	18,583.25	
23VCONSTRUCTION	21.11	
24RCONSTMGMT	1,653.70	
25ADESIGN	13,341.25	
25CGISCONTRACT	8,298.60	
25DDESIGN	705.00	
25FCONSTRUCTION	615,640.00	
25FPI	14,680.80	
25GDESIGN	17,147.00	
25GPSEQUIPMENT	515.00	
25ICONSTRUCTION	11,968.07	
25JDESIGN	12,311.25	
25KDESIGN	8,279.00	
25LDESIGN	8,771.00	
25TCONSTMGMT	16,136.75	
25TCONSTRUCTION	339,526.19	
25TINSPECTIONS	8,627.50	
25TPI	5,850.33	
25XEASEMENT	1,600.00	
Grand Total:	6,911,371.78	% of Total
Infrastructure	\$ 2,755,587.79	40%
Jordan Valley Water	\$ 1,955,015.79	28%
Central Valley Water	\$ 1,257,258.01	18%
Payroll Taxes and Employee Benefits	\$ 398,129.14	6%
Other	\$ 545,381.05	8%





Granger-Hunter Improvement District, UT

## Bank Transaction Report Transaction Detail

Issued Date Range: 09/01/2025 - 09/30/2025

Cleared Date Range: -

### Issued

Date	Number	Description
<b>Bank Account: 01-000-110100 - CASH - GENERAL CHECKING</b>		
09/11/2025	<a href="#">EFT0000102</a>	Payroll EFT
09/25/2025	<a href="#">EFT0000103</a>	Payroll EFT
09/30/2025	<a href="#">2127</a>	Emp #274 Final Check

### Module

Payroll  
Payroll  
Payroll

### Type

EFT  
EFT  
Check

### Amount

-189,065.63  
-187,875.37  
-1,359.55

**Bank Account 01-000-110100 Total: (3)** **-378,300.55**

**Report Total: (3)** **-378,300.55**





Granger-Hunter Improvement District, UT

# Bank Transaction Report

## Transaction Detail

Issued Date Range: 09/01/2025 - 09/30/2025

Cleared Date Range: -

Issued Date	Number	Description	Module	Type	Amount
<b>Bank Account: 01-000-110100 - CASH - GENERAL CHECKING</b>					
09/04/2025	<a href="#">35219</a>	Ann M Contonio	Utility Billing	Check	-106.34
09/04/2025	<a href="#">35220</a>	Silapea Vaesau	Utility Billing	Check	-96.80
09/04/2025	<a href="#">35221</a>	Andrew Tanner	Utility Billing	Check	-118.23
09/04/2025	<a href="#">35222</a>	Van Con Inc	Utility Billing	Check	-68.32
09/04/2025	<a href="#">35223</a>	Remodelacion Y Contruccion MLS LLC	Utility Billing	Check	-22.99
09/04/2025	<a href="#">35224</a>	Jeffery G Olsen	Utility Billing	Check	-23.56
09/04/2025	<a href="#">35225</a>	Leroy Albor	Utility Billing	Check	-61.32
09/04/2025	<a href="#">35226</a>	Barbara Bird	Utility Billing	Check	-229.12
09/04/2025	<a href="#">35227</a>	Jennifer Zacher	Utility Billing	Check	-72.07
09/04/2025	<a href="#">35228</a>	Kick Creek	Utility Billing	Check	-2,713.32
09/04/2025	<a href="#">35229</a>	Mark A Jameson	Utility Billing	Check	-185.79
09/04/2025	<a href="#">35230</a>	Joesette Cordova	Utility Billing	Check	-78.97
09/04/2025	<a href="#">35231</a>	Emily Wright	Utility Billing	Check	-77.68
09/04/2025	<a href="#">35232</a>	Loi Sean Masina	Utility Billing	Check	-70.78
09/04/2025	<a href="#">35233</a>	John Barlow	Utility Billing	Check	-153.00
09/11/2025	<a href="#">35234</a>	Edwin Flores	Utility Billing	Check	-58.30
09/11/2025	<a href="#">35235</a>	Jenny L Hansen	Utility Billing	Check	-38.46
09/11/2025	<a href="#">35236</a>	Evans Park LLC	Utility Billing	Check	-167.60
09/11/2025	<a href="#">35237</a>	June F Roberts	Utility Billing	Check	-26.47
09/11/2025	<a href="#">35238</a>	York Renovation and Development LLC	Utility Billing	Check	-115.76
09/11/2025	<a href="#">35239</a>	Sheri Arnold	Utility Billing	Check	-150.00
09/11/2025	<a href="#">35240</a>	Maria L Jimenez	Utility Billing	Check	-66.66
09/11/2025	<a href="#">35241</a>	Maria Martinez Villanueva	Utility Billing	Check	-59.97
09/11/2025	<a href="#">35242</a>	Christensen Capital Investments LLC	Utility Billing	Check	-239.98
09/11/2025	<a href="#">35243</a>	Towne Storage Colt Plaza Lc	Utility Billing	Check	-74.84
09/11/2025	<a href="#">35244</a>	Susan Lund	Utility Billing	Check	-249.73
09/11/2025	<a href="#">35245</a>	Kerry C Bertelsen	Utility Billing	Check	-32.09
09/11/2025	<a href="#">35246</a>	R&M Beesley Properti LLC	Utility Billing	Check	-254.94
09/11/2025	<a href="#">35247</a>	Donald A Vanderwood	Utility Billing	Check	-298.00
09/11/2025	<a href="#">35248</a>	Leigh L Johnson	Utility Billing	Check	-102.35
09/11/2025	<a href="#">35249</a>	Arturo Hernandez	Utility Billing	Check	-478.68
09/11/2025	<a href="#">35250</a>	Theron J Hope	Utility Billing	Check	-26.17
09/11/2025	<a href="#">35251</a>	Kate Weinberg	Utility Billing	Check	-67.05
09/11/2025	<a href="#">35252</a>	Rachel Schroeder	Utility Billing	Check	-75.00
09/11/2025	<a href="#">35253</a>	Gail R Champion	Utility Billing	Check	-57.25
09/11/2025	<a href="#">35254</a>	Chris Nelson	Utility Billing	Check	-75.89



# Bank Transaction Report

Issued Date Range: -

## Issued

Date	Number	Description	Module	Type	Amount
09/11/2025	<a href="#">35255</a>	Joseph Quintana	Utility Billing	Check	-27.44
09/11/2025	<a href="#">35256</a>	Rogelio Rosales	Utility Billing	Check	-287.55
09/11/2025	<a href="#">35257</a>	Norma Ralph	Utility Billing	Check	-345.14
09/18/2025	<a href="#">34137</a>	Reverse Refund Check A K Allred	Utility Billing	Check Reversal	100.10
09/18/2025	<a href="#">35258</a>	Alvin Wayne App	Utility Billing	Check	-87.76
09/18/2025	<a href="#">35259</a>	Limitless Investment Group LLC	Utility Billing	Check	-99.14
09/18/2025	<a href="#">35260</a>	Lenore G Mille	Utility Billing	Check	-109.65
09/18/2025	<a href="#">35261</a>	Clarence Ervin	Utility Billing	Check	-406.11
09/18/2025	<a href="#">35262</a>	Opendoor Labs Inc	Utility Billing	Check	-121.22
09/18/2025	<a href="#">35263</a>	Duane Christlieb	Utility Billing	Check	-206.46
09/18/2025	<a href="#">35264</a>	Utah Home Advisors	Utility Billing	Check	-40.67
09/18/2025	<a href="#">35265</a>	Nathan Kelson	Utility Billing	Check	-180.00
09/18/2025	<a href="#">35266</a>	Jimmie D Solis	Utility Billing	Check	-150.00
09/18/2025	<a href="#">35267</a>	Jana Jacobsen	Utility Billing	Check	-266.46
09/18/2025	<a href="#">35268</a>	Jared Jensen	Utility Billing	Check	-67.60
09/18/2025	<a href="#">35269</a>	Veronica Barabino	Utility Billing	Check	-45.73
09/18/2025	<a href="#">35270</a>	Tri Huu Le	Utility Billing	Check	-320.22
09/18/2025	<a href="#">35271</a>	Sim Heng	Utility Billing	Check	-119.26
09/18/2025	<a href="#">35272</a>	Dogwood Propco UT II, LP	Utility Billing	Check	-1,559.65
09/18/2025	<a href="#">35273</a>	Amy D Provost	Utility Billing	Check	-89.24
09/18/2025	<a href="#">35274</a>	Melvin W Cox	Utility Billing	Check	-404.47
09/18/2025	<a href="#">35275</a>	Changfood2020 LLC	Utility Billing	Check	-125.23
09/18/2025	<a href="#">35276</a>	Leslie M Petersen	Utility Billing	Check	-141.38
09/18/2025	<a href="#">35277</a>	Kristin Brough	Utility Billing	Check	-165.30
09/18/2025	<a href="#">35278</a>	Alberto Ruiz	Utility Billing	Check	-20.33
09/23/2025	<a href="#">33785</a>	Reverse Refund Check Trent Bray	Utility Billing	Check Reversal	32.08
09/23/2025	<a href="#">34141</a>	Reverse Refund Check Lindsay Cook	Utility Billing	Check Reversal	87.39
09/23/2025	<a href="#">34216</a>	Reverse Refund Check Jennifer Acosta	Utility Billing	Check Reversal	37.99
09/23/2025	<a href="#">34305</a>	Reverse Refund Check David Winger	Utility Billing	Check Reversal	57.04
09/24/2025	<a href="#">35279</a>	Jennifer Acosta	Utility Billing	Check	-37.99
09/24/2025	<a href="#">35280</a>	Trent Bray	Utility Billing	Check	-32.08
09/24/2025	<a href="#">35281</a>	Lindsay Cook	Utility Billing	Check	-87.39
09/24/2025	<a href="#">35282</a>	A K Allred	Utility Billing	Check	-100.10
09/24/2025	<a href="#">35283</a>	David Winger	Utility Billing	Check	-57.04
09/25/2025	<a href="#">35284</a>	Meri Thomas	Utility Billing	Check	-125.00
09/25/2025	<a href="#">35285</a>	Freedom Mortgage Corporation	Utility Billing	Check	-66.72
09/25/2025	<a href="#">35286</a>	Virginia Marban	Utility Billing	Check	-221.98
09/25/2025	<a href="#">35287</a>	Mickel J Newman	Utility Billing	Check	-277.38
09/25/2025	<a href="#">35288</a>	Autumn Lowry	Utility Billing	Check	-185.19
09/25/2025	<a href="#">35289</a>	Nlh Treasure Isle LLC	Utility Billing	Check	-362.78
09/25/2025	<a href="#">35290</a>	Juan Gomez-Cruz	Utility Billing	Check	-200.00
09/25/2025	<a href="#">35291</a>	Rebecca E Ferguson	Utility Billing	Check	-47.88
09/25/2025	<a href="#">35292</a>	Amelio Mendoza	Utility Billing	Check	-121.56



**Bank Transaction Report****Issued Date Range: -****Issued**

Date	Number	Description	Module	Type	Amount
09/25/2025	<a href="#">35293</a>	Cloyd B Bell	Utility Billing	Check	-250.00
09/25/2025	<a href="#">35294</a>	Opendoor Labs INC	Utility Billing	Check	-106.74
09/25/2025	<a href="#">35295</a>	Carmen Evenson	Utility Billing	Check	-211.29
Bank Account 01-000-110100 Total: (82)					-14,356.01
Report Total: (82)					-14,356.01





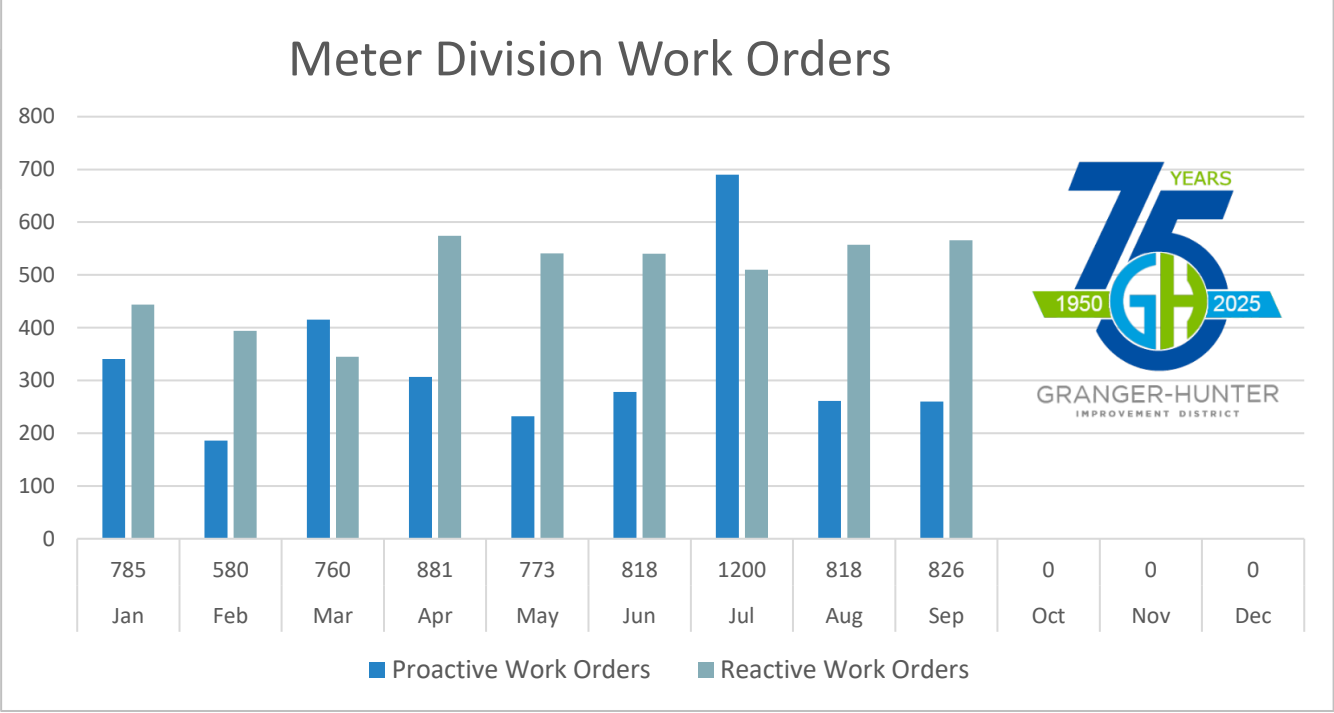
# ADMINISTRATIVE SERVICES UPDATE





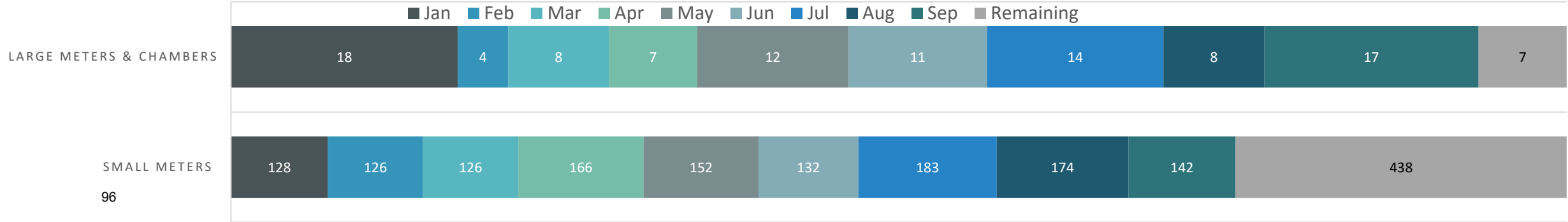
# Administrative Services

September Consumption Totals in Gallons	
Tower Recorded Water	870,809,940
Water Produced (JV + Wells)	925,856,460
Difference / Water Loss	-55,046,518 / -5.95%
Bill Total (Aug – Sept Usage)	1,116,828.78



The Meter Division completed 826 work orders during the month of September. Of the 17 large meters that were replaced in September, 4 were for meter vault replumbs completed through the Engineering Department by an outside contractor at Stansbury Elementary, East Hollywood High, and Decker Lake Youth Center. 1,329 small meters and 99 large meters have been replaced YTD.

## NEW METERS INSTALLED YEAR TO DATE





# Administrative Services

## Paperless Initiative Success

Since January 2025, our efforts to encourage customers to go paperless have truly paid off. As of September, we are sending out 1,729 fewer paper statements each month. This translates to a monthly savings of \$1,288 — totaling \$15,457.26 in annual savings! A huge thank you to our office staff for their remarkable work in driving this initiative forward. Their dedication is making a meaningful impact!

**GO PAPERLESS at GHID.GOV**  
Saving a TON of paper also saves:



17 TREES



380 GALLONS OF OIL



4000 KILOWATTS OF ENERGY



7000 GALLONS OF WATER



## 2025 Salt Lake County Treasurer Certifications Update

The Salt Lake County Treasurer's 2025 certification period runs from **October 1, 2024**, to **September 15, 2025**. Any unpaid balances or newly submitted certifications received by September 15, 2025, will be included on the 2025 Property Tax Notices. During this certification cycle, GHID submitted **495** accounts to the County for certification.

Just to note... the County has reported only 6 delinquent accounts were carried over from prior<sup>97</sup> to **September 2024**, with a combined outstanding balance of \$3,294.48.

**TRUCK OR TREAT**

JOIN US FOR A SPOOKTACULAR TIME

**TUESDAY, OCTOBER 28TH**

**GAMES-PRIZES-TREATS  
WATER TRUCKS  
& MORE**

**4-6 PM**

**PARKING AT OUR MAIN OFFICE**

**GRANGER-HUNTER IMPROVEMENT DISTRICT**

**2888 S 3600 W WEST VALLEY CITY, UT**





# WATER MAINTENANCE UPDATE





# Water Systems Update

## 2025 Data:

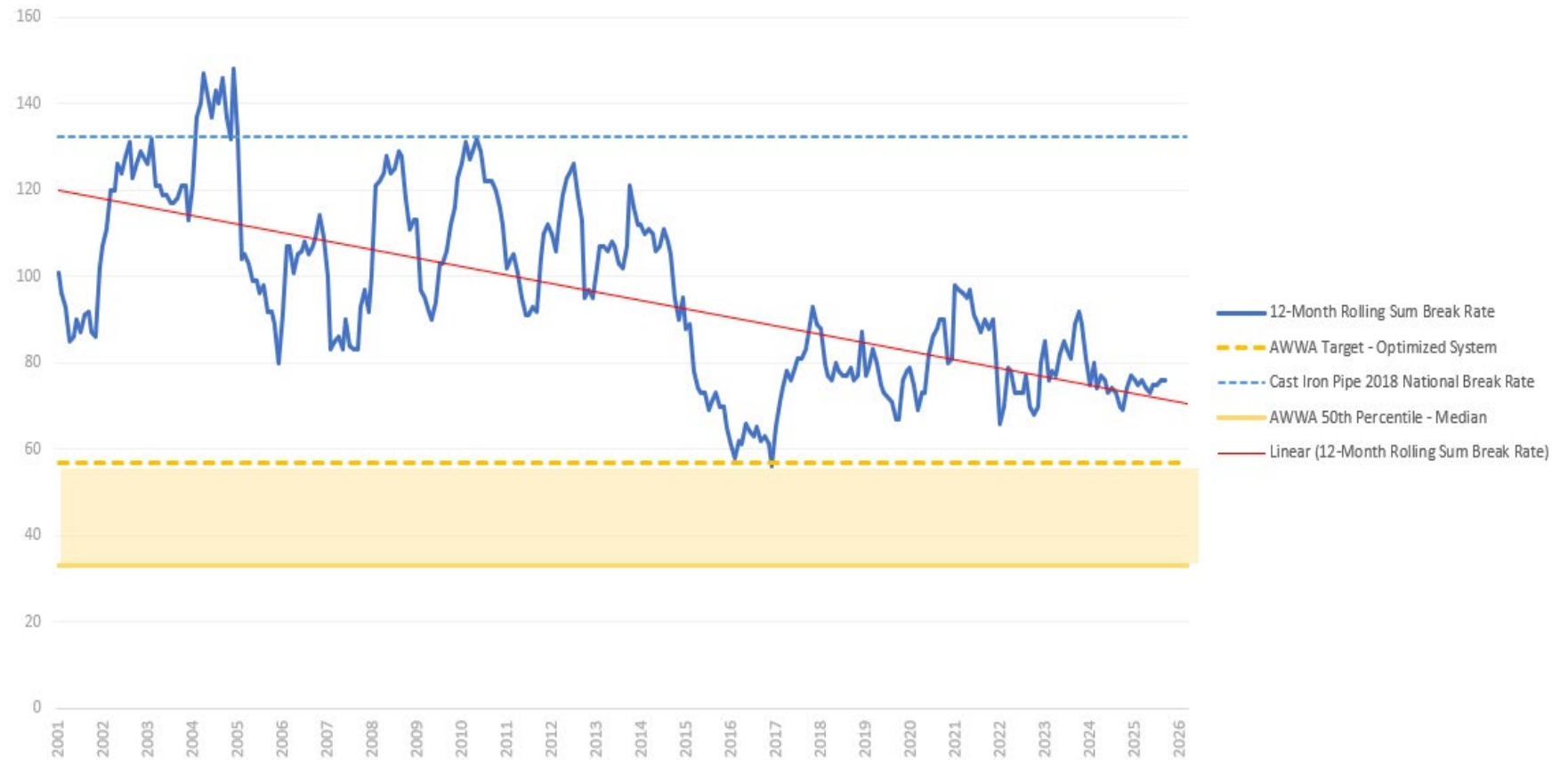
- 2 Breaks In September
- 44 Breaks Year-to-Date
- 11.5 Breaks Per 100 Miles of Pipe Year to Date
- 4 Percent Decrease From Previous Year to Date Breaks

## Long Term Break Rate Target

### Development Considerations:

- Level of Service Targets / Disruption of Service Rates
- Water Quality Impacts
- Water Rate Impacts
- Claim Exposure
- System Reliability

Water Main Breaks



GRANGER-HUNTER  
IMPROVEMENT DISTRICT

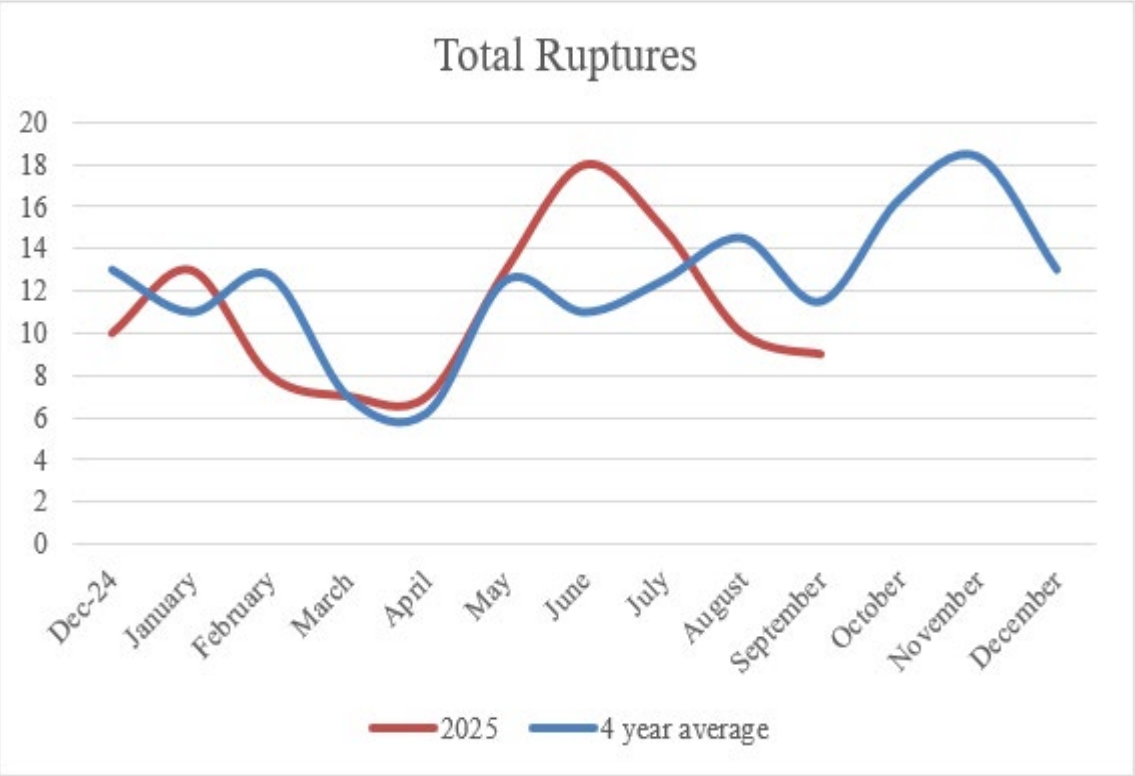


Water Breaks and Leaks

Breaks & Leaks Combined Totals															
GHID Breaks					Year	GHID Leaks					Total Ruptures				
2021	2022	2023	2024	2025		2021	2022	2023	2024	2025	2021	2022	2023	2024	2025
7	11	2	7	6	January	1	7	2	2	7	8	18	4	9	13
2	11	13	7	8	February	3	2	5	5	0	5	13	18	12	8
4	3	2	5	3	March	5	2	3	6	4	9	5	5	11	7
6	1	6	5	4	April	10	3	2	1	3	16	4	8	6	7
3	3	7	3	5	May	3	12	9	3	8	6	15	16	6	13
5	5	3	4	4	June	3	4	3	7	14	8	9	6	11	18
4	8	6	5	6	July	5	6	4	6	9	9	14	10	11	15
8	1	9	6	6	August	7	11	10	11	4	15	12	19	17	10
4	2	5	4	2	September	2	6	12	8	7	6	8	17	12	9
7	9	6	11		October	3	12	4	7		10	21	10	18	
7	17	9	12		November	10	4	6	7		17	21	15	19	
9	14	8	7		December	4	3	4	3		13	17	12	10	
43	45	53	46	44	Totals to Date	39	53	50	49	56	82	98	103	95	100
66	85	76	76	44	Annual Totals	56	72	64	66	56	122	157	140	142	100
	+5%	+18%	-13%	-4%	% Change from Prior Year		+36%	-6%	-2%	+14%		+20%	+5%	-8%	+5.3%
					% Change from Prior Year										

Waterline breaks and leaks totaled 9 in the month of September 2025. Of the 9 breaks and leaks, 2 were water line breaks and 7 were water service line failures. September water loss from leaks and breaks is estimated to be about 779,737 gallons.

Four Year Average Trends



The District’s total ruptures continued below the four-year average trendline for September 2025.



# Water Systems Spotlight



## Water Main Installation Highlights:

Granger-Hunter crews have completed the installation of approximately 5,400 linear feet of new water main and 122 water service connections as part of the Cherrywood Lane Project. Asphalt replacement activities commenced on October 7<sup>th</sup> as contracted with Ridge Rock Inc.

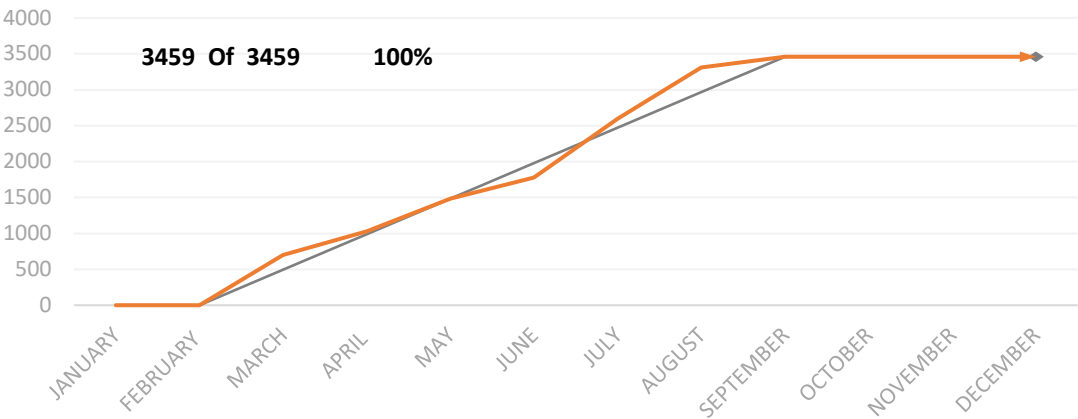
One remaining segment, Cherry Blossom Circle, is scheduled for completion. The water main work on this segment is anticipated to be finished later this year or early next spring, pending weather conditions and West Valley City requirements.



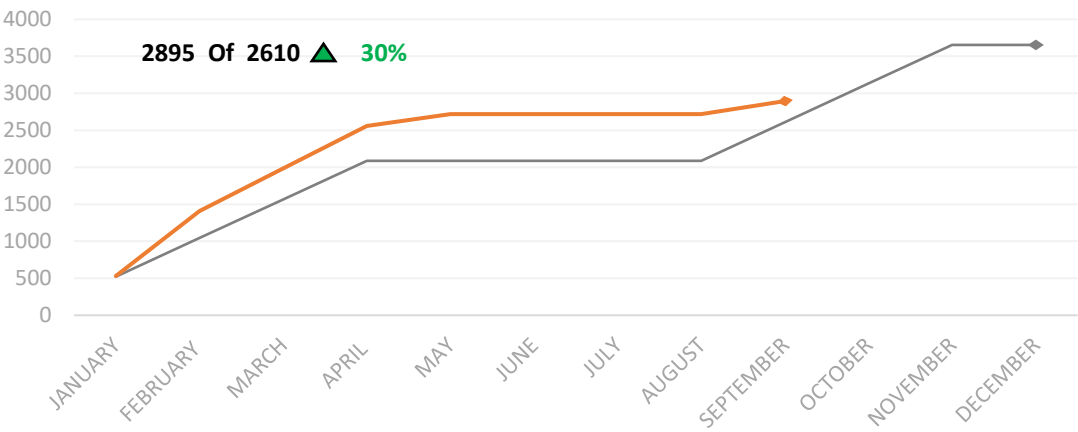


# Water Systems Update

Planned Fire Hydrant Maintenance



Planned Valve Maintenance



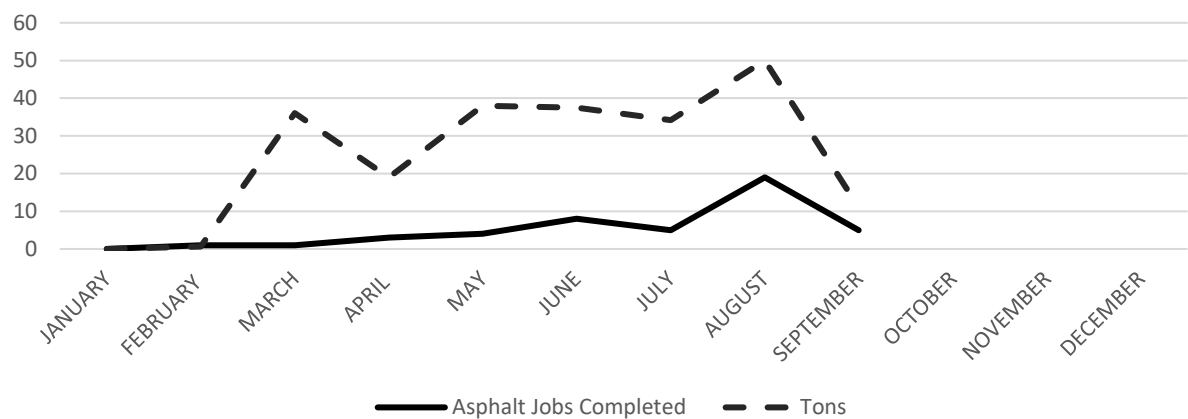
## 2025 Data:

- 3,459 Fire hydrant inspections have been completed to date. All District-owned fire hydrants have been inspected for the year.
- Crews completed 5 fire hydrant work orders in September. To date, crews have completed 99 work orders. Currently, there are 99 open fire hydrant work orders.
- 2,895 planned valve maintenance inspections have been completed to date.
- Crews completed 3 valve repair work orders in September. To date, crews have completed 17 work orders. Currently, there are 145 open valve work orders.

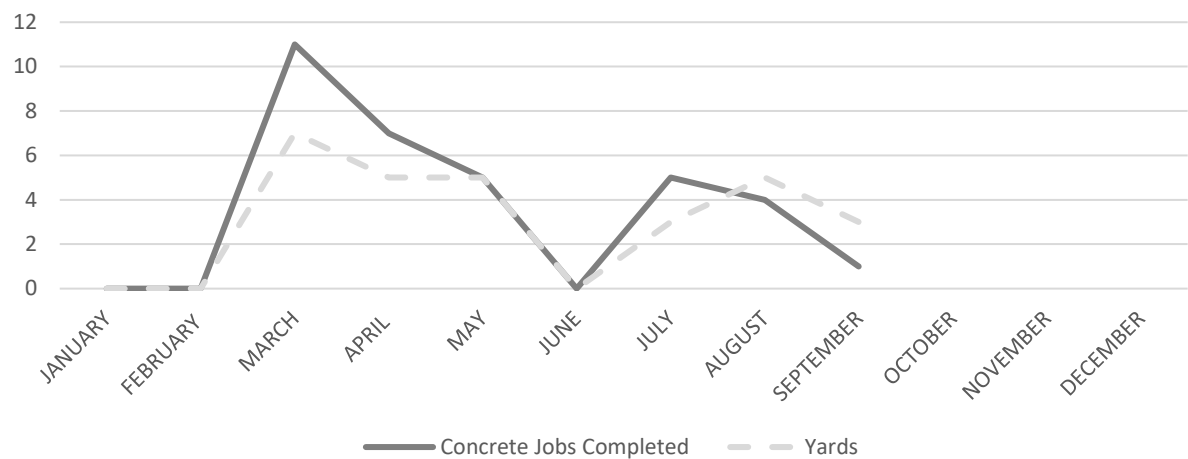


# Water Systems Update

Ashphalt Jobs Completed



Concrete Jobs Completed



**2025 Data:**

- 5 asphalt jobs were completed in September, totaling 11 tons. To date, crews have completed 46 asphalt jobs, totaling 226.3 tons. Currently, there are 21 open asphalt jobs.
- 1 concrete job was completed in September totaling 3 yards of concrete. To date, crews have completed 33 concrete jobs, totaling 28 yards of concrete. Currently, there are 17 open concrete jobs.
- 53 sod jobs were completed in September. There are currently 10 open sod jobs.

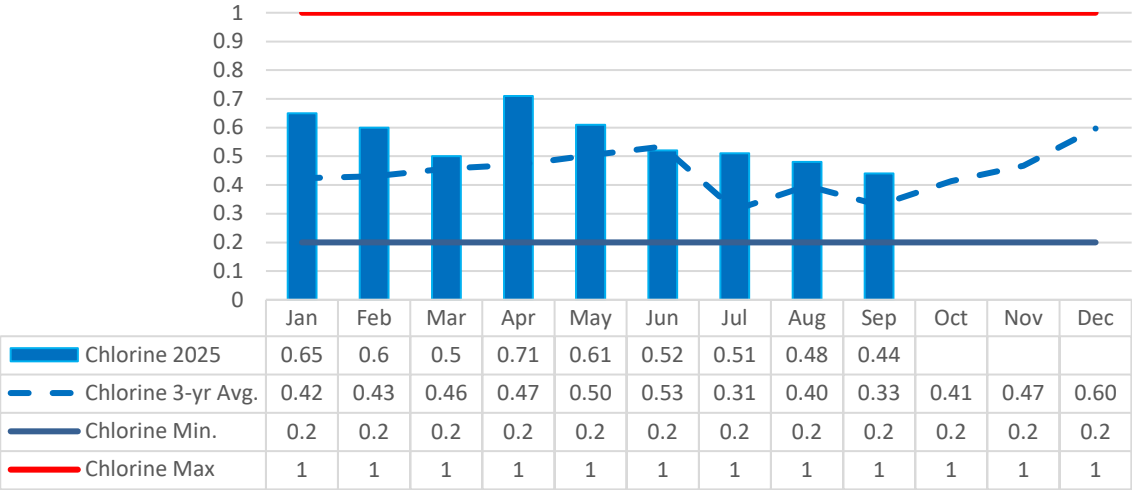
Sod Jobs Completed





# Water Systems Update

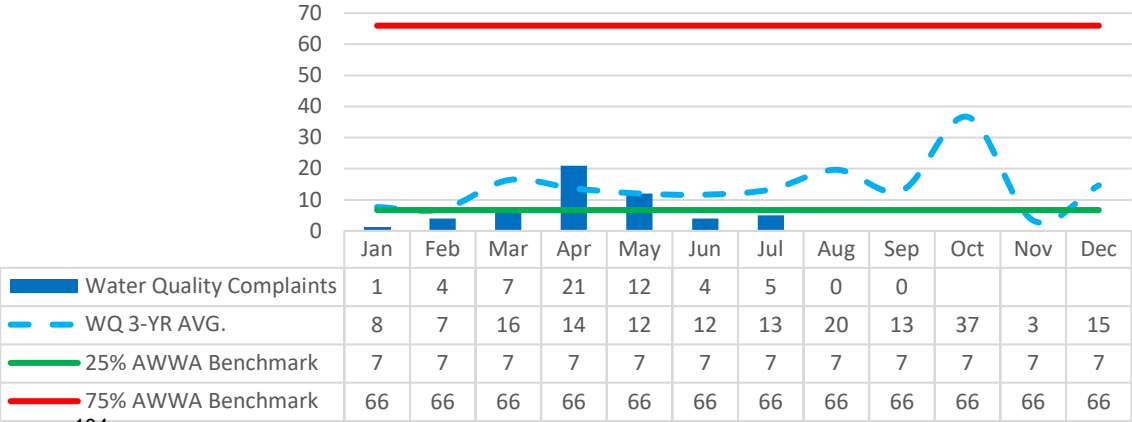
Chlorine Residuals (mg/L)



**2025 Data:**

- The District had 0 water quality complaints in the month of September.
- Free Chlorine monthly average for July was 0.44 mg/L.

Water Quality Customer Complaints







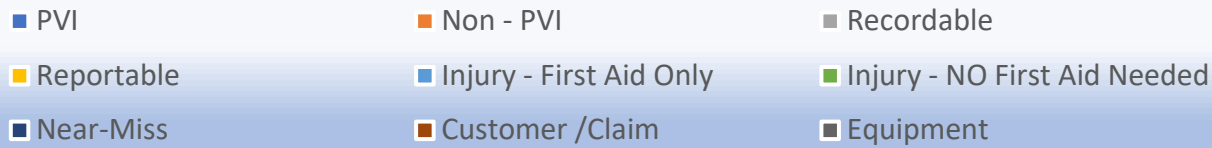
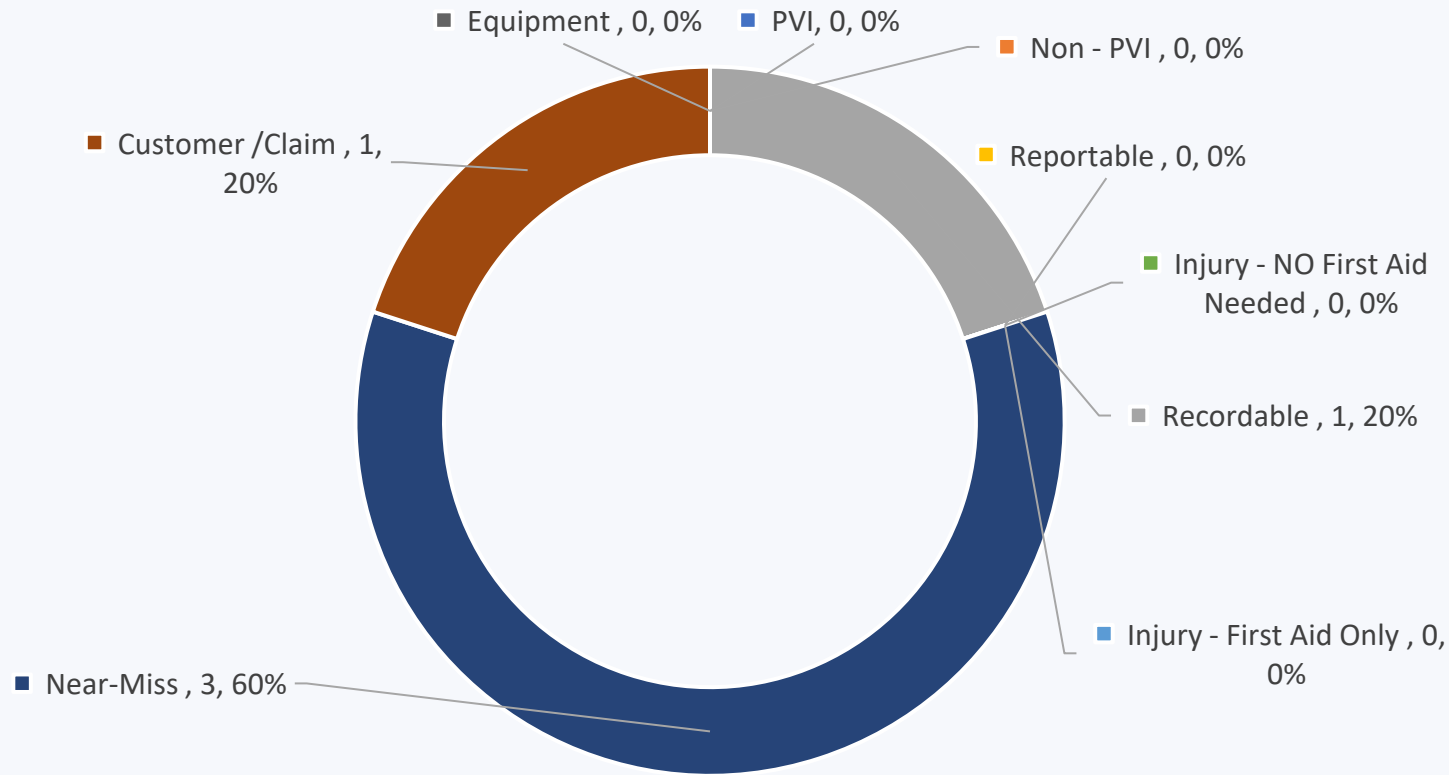
# WASTEWATER MAINTENANCE UPDATE





# Safety Update

## Incidents – SEPTEMBER 2025



## Safety Update – SEPTEMBER Incidents:

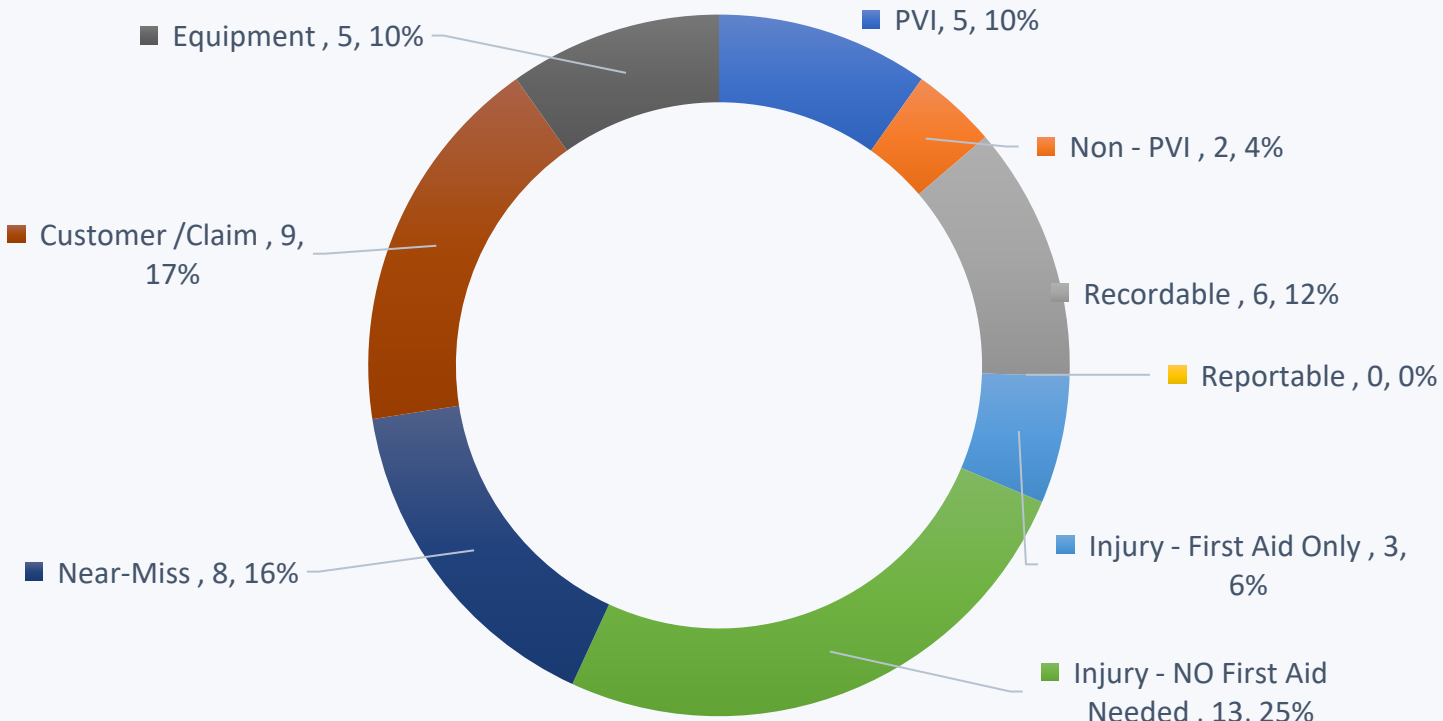
- Preventable Vehicle Incidents: 0
- Non-Preventable Vehicle Incidents: **0**
- Customer Incidents/Claims: **1**
- Equipment / non-categorized: **0**
- Near-Misses: **3**
- Injuries: **1**
  - Recordable: 1
  - Reportable: 0
  - First Aid Only: 0
  - Injury – No First Aid needed: 0

**Total Monthly Incidents: 5**



# Year-To-Date

## Incidents – Year-To-Date 2025



- |              |                           |                                |
|--------------|---------------------------|--------------------------------|
| ■ PVI        | ■ Non - PVI               | ■ Recordable                   |
| ■ Reportable | ■ Injury - First Aid Only | ■ Injury - NO First Aid Needed |
| ■ Near-Miss  | ■ Customer /Claim         | ■ Equipment                    |

### Safety Update – Year-To-Date:

- Preventable Vehicle Incidents: 5
- Non-Preventable Vehicle Incidents: 2
- Customer Incidents/Claims: 9
- Equipment / non-categorized: 5
- Near-Misses: 8
- Injuries:
  - Recordable: 6
  - Reportable: 0
  - First Aid Only: 3
  - Injury – No First Aid needed: 13



# September Safety Trainings

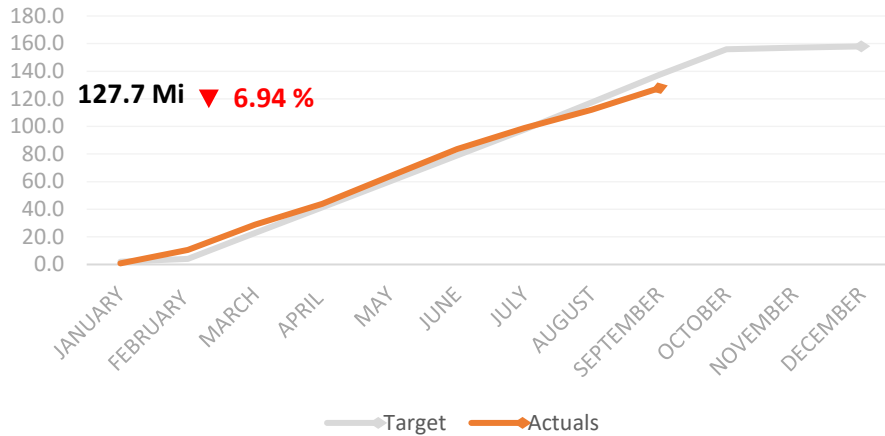
- Personal Protective Equipment (OSHA – 29 CFR 1910.132)
  - Sixty-Two (62) employees attended a district wide Personal Protective Equipment training conducted by the Safety Program Office.
- Hand and Portable Power Tools (OSHA – 29 CFR 1926.300)
  - Forty-Three (43) employees attended department level Hand and Portable Power Tool training.
- Emergency Response Plan (OSHA – 29 CFR 1910.38)
  - Fifteen (15) employees – Management, Directors and Division Managers/Supervisors attended an Emergency Preparedness and Response training conducted by Management. This training empowers district employees to react effectively to an emergency response situation such as a natural disaster, act of terrorism, or public health event.



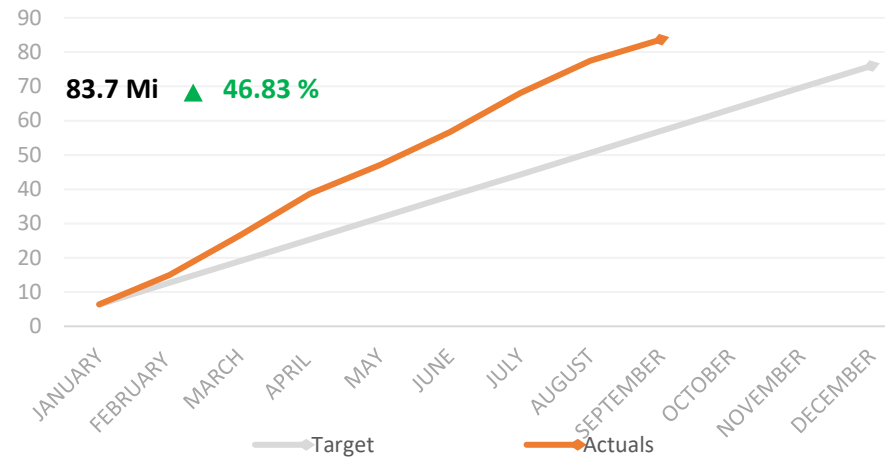


# Wastewater Maintenance Update

## Collection System Cleaning



## Collection System CCTV



## 2025 Data:

- Collection System Cleaning– 15.62 miles of pipe were cleaned in the month of September. We currently stand just below our anticipated target. Moving forward, we will begin to shift more of our focus towards cleaning to attempt getting back on track.
- CCTV Inspections- 6.18 miles of pipe were inspected in the month of September. We currently stand well above our anticipated target.



# Wastewater Maintenance Update

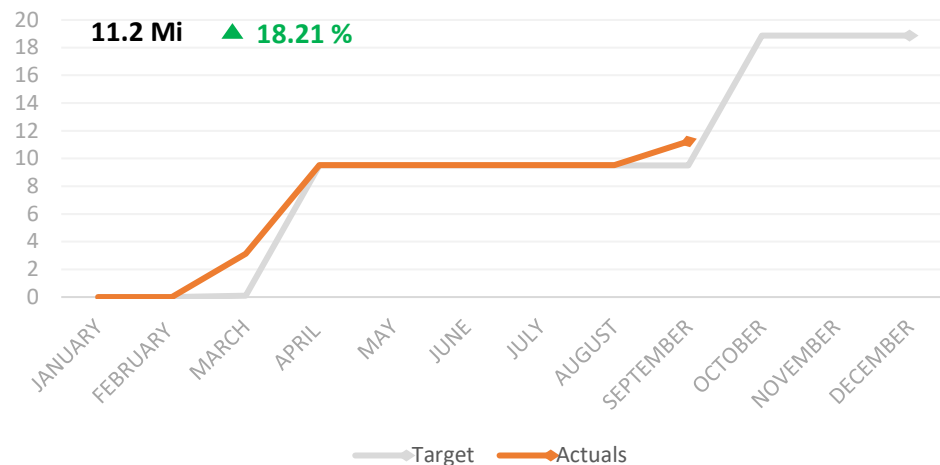
## Manhole Inspections



## 2025 Data:

- Manhole Inspections– 2 manhole inspections were completed in the month of September. We currently stand slightly above target.
- Collection System Hot Spot Cleaning- We are currently on target. We got started on hotspots 9/30/25 a day before projected to begin. These should be complete in the month of October.

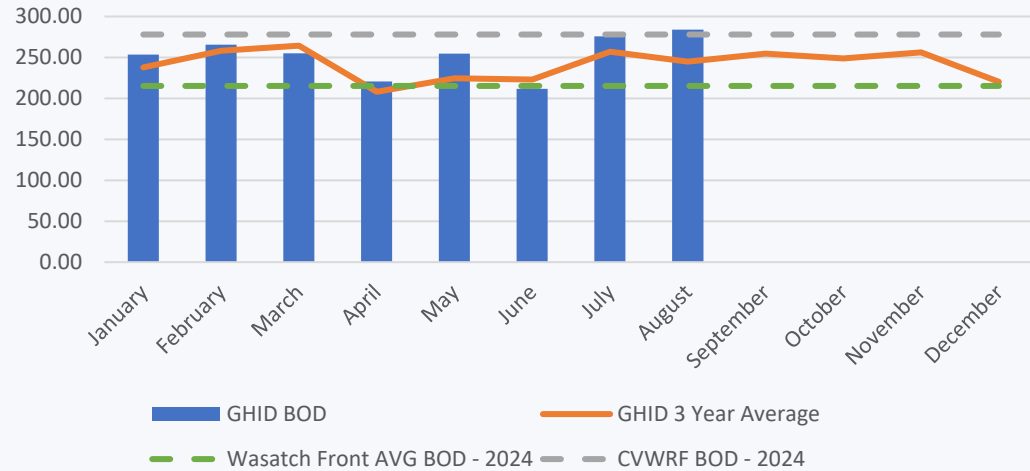
## Collection System Hot Spot Cleaning



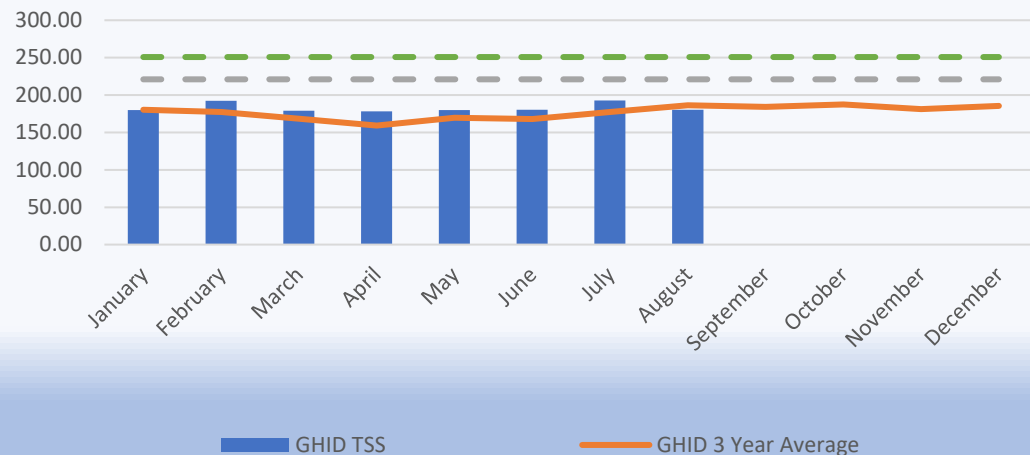


# Wastewater Maintenance Update

## BOD - Concentration



## TSS - Concentration



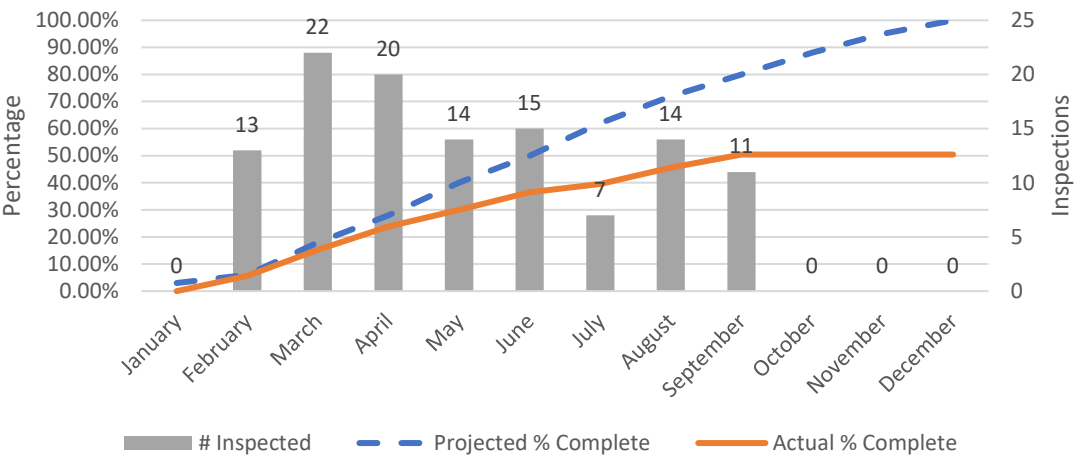
## 2025 Data:

- Biochemical Oxygen Demand (BOD) and Total Suspended Solids (TSS) are used to measure the overall strength of the sewer.
- The BOD/TSS numbers are an average of the results from a monthly sample.
- The Wasatch front AVG is an annual average of BOD/TSS levels from 2024 data collected from the following entities:
  - North Davis Sewer District
  - Timpanogos Special Service District
  - Snyderville Basin (East Canyon & Silver Creek)
  - Springville City



# Wastewater Maintenance Update

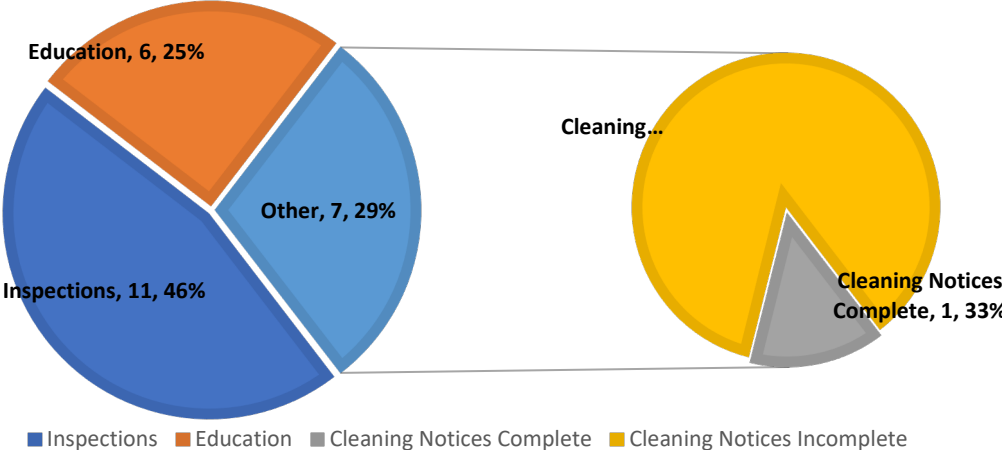
Grease Interceptor Inspections - 2025



## September 2025 Data:

- Eleven (11) interceptor and sampling manhole inspections were completed in the month of September.
- Fats, Oil, Grease and Solids (FOGS) program performed:
  - Six (6) education visits with customers
  - Six (6) Cleaning Notices with One (1) of those notices being completed before the follow-up inspections.

FOG PROGRAM - SEPTEMBER 2025

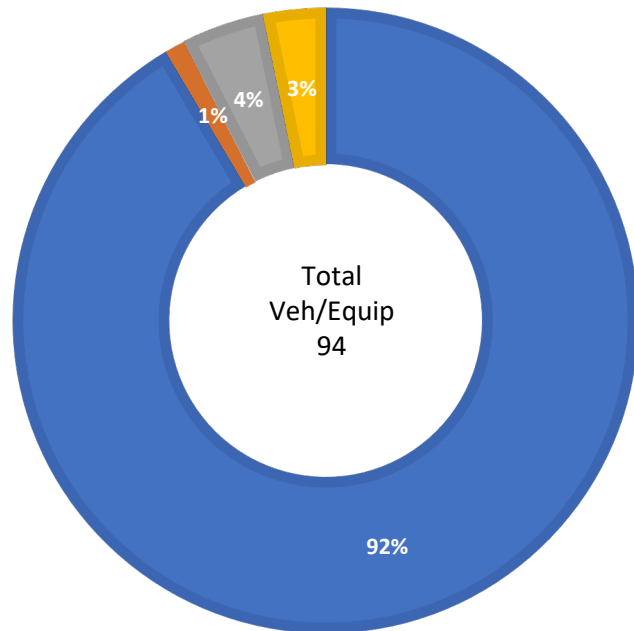




# Fleet Maintenance Update

## SEPT FLEET/EQUIPMENT LOS

■ Active: ■ Stopped < 24 hrs. ■ Stopped > 24 hrs. ■ Stopped > 1 week



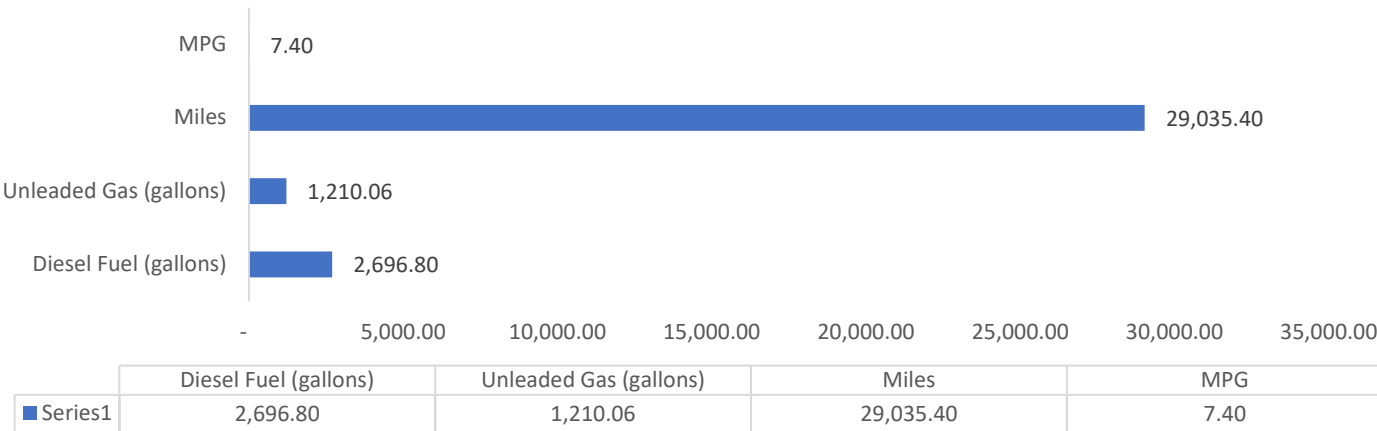
## 2025 Data:

- Fleet level of service (LOS). The LOS is determined by the number of vehicles/equipment and how long those vehicles/equipment were out of service for repairs at any time during the month.
- Fleet LOS are based on the following categories:
  - Active –were not out of service for repair at all for the month.
  - Stopped < 24 hrs. – were out for repair and back in service on the same day.
  - Stopped > 24 hrs. – were out for repair and not back in service that day but back in service within a week.
  - Stopped > 1 week – were out for repair or unsafe to drive for at least one week before being placed back into service.



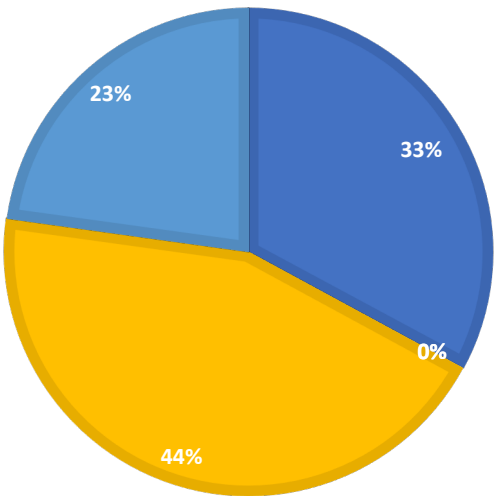
# Fleet Maintenance Update

Sept Fuel Usage



SEPT FLEET REPAIR ALLOCATION

■ Parts ■ Tires ■ Batteries ■ Internal Labor ■ External Labor



## 2025 Data:

- Fuel usage shows the amount of diesel fuel used in gallons, the amount of unleaded gasoline used in gallons, the number of miles driven by all vehicles, and the overall average MPG of all vehicles.
- The Fleet repair allocations are for both vehicles and equipment. The categories demonstrate the different areas for the repair cost of the fleet.
- Fleet repair allocations are based on the following categories:
  - Parts – cost of all parts to make the repair.
  - Tires – cost of tire replacement and repairs.
  - Batteries – cost of battery replacements.
  - Internal Labor – cost for internal labor based on a shop rate of \$95/hr.
  - External Labor – cost of any labor for repairs that isn't performed in-house.



# Fleet Maintenance Update

Month	PM Hrs.	Repair Hrs.
Jan	30.50	59.80
Feb	11.50	80.60
Mar	13.00	54.00
Apr	25.00	124.50
May	28.25	37.00
Jun	11.50	6.30
Jul	11.25	7.00
Aug	3.00	9.00
Sep	24.50	21.00
Oct		
Nov		
Dec		
Total	158.50	399.20
Month	PM \$	Repair \$
Jan	3,701.90	8,457.71
Feb	1,516.38	12,998.52
Mar	1,750.10	7,266.93
Apr	3,668.10	15,811.84
May	4,213.18	10,052.48
Jun	1,461.27	6,287.37
Jul	1,770.17	6,735.36
Aug	295.89	2,804.47
Sep	3,281.20	6,477.47
Oct		
Nov		
Dec		
Total	21,658.19	76,892.15

## 2025 Data:

- The APWA industry standard for maintenance vs. repair costs states that Preventative maintenance should account for 30% of all maintenance and repair costs. We track all PM services and repairs by hrs. and cost to evaluate our costs against the APWA standard.



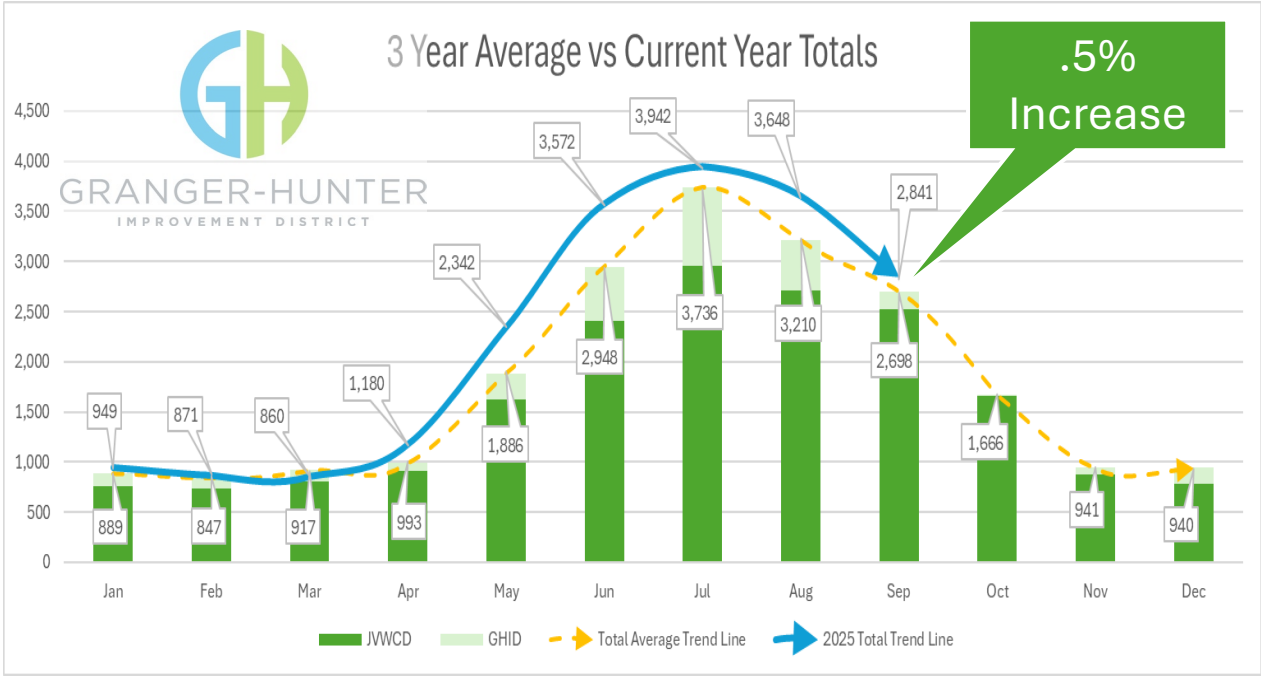
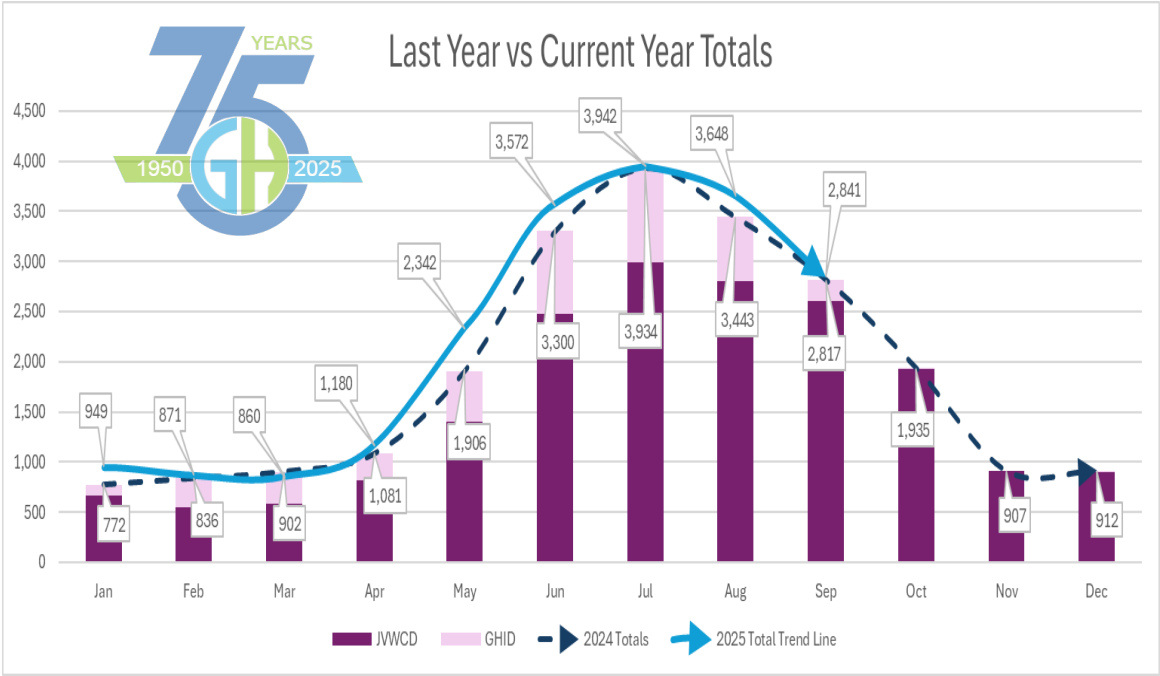


# OPERATIONS UPDATE



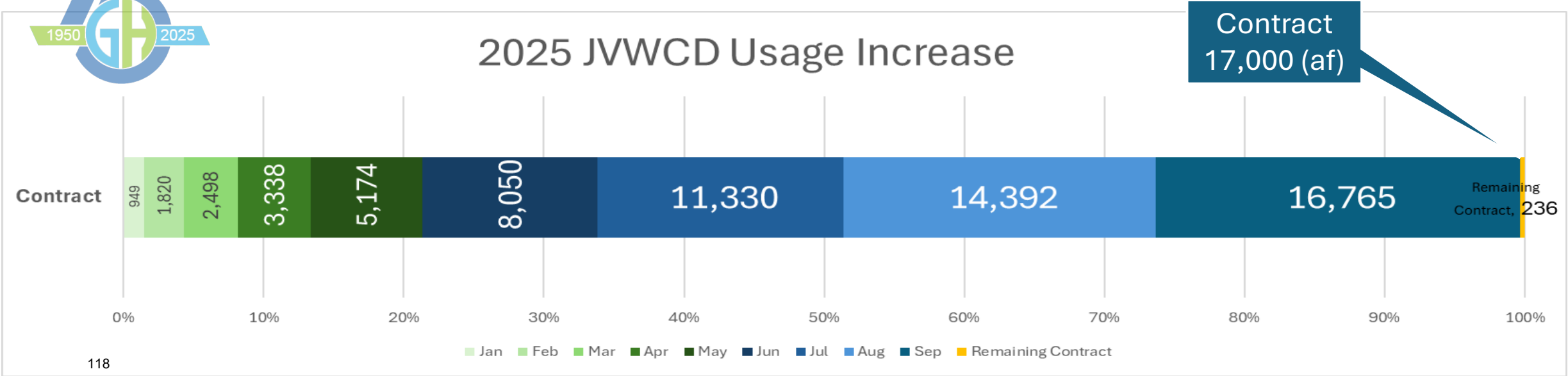
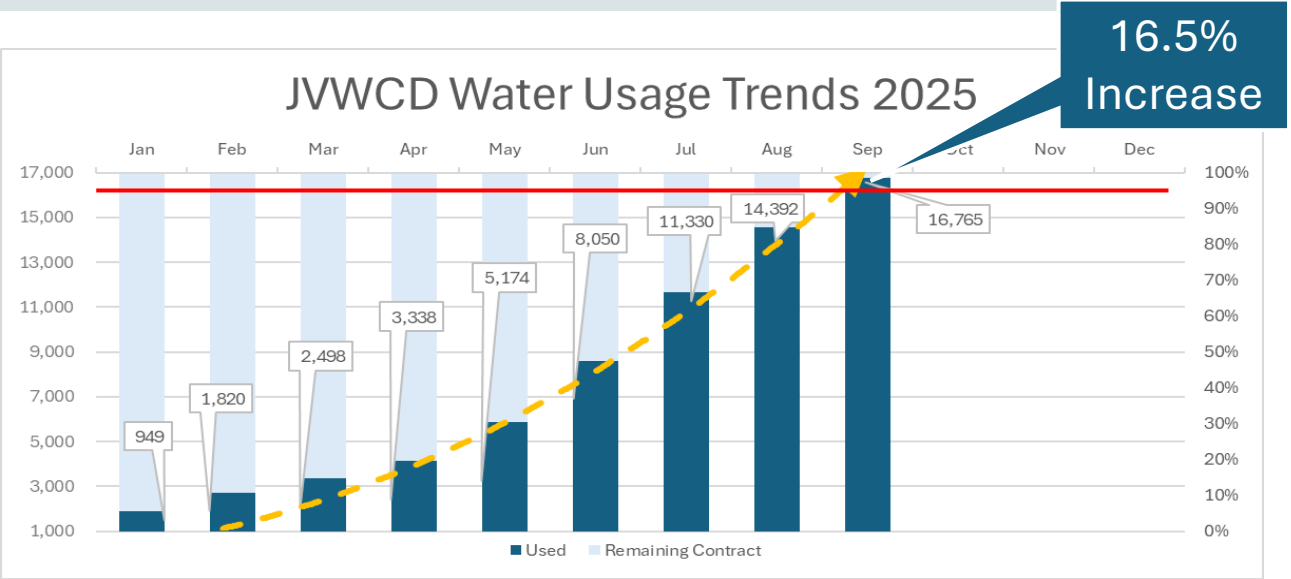


Water demand is slowly decreased in September. We expect a continual decrease throughout the remainder of the year. From August to September, demand decreased by 807 acre-feet—a 22% decrease from the prior month.



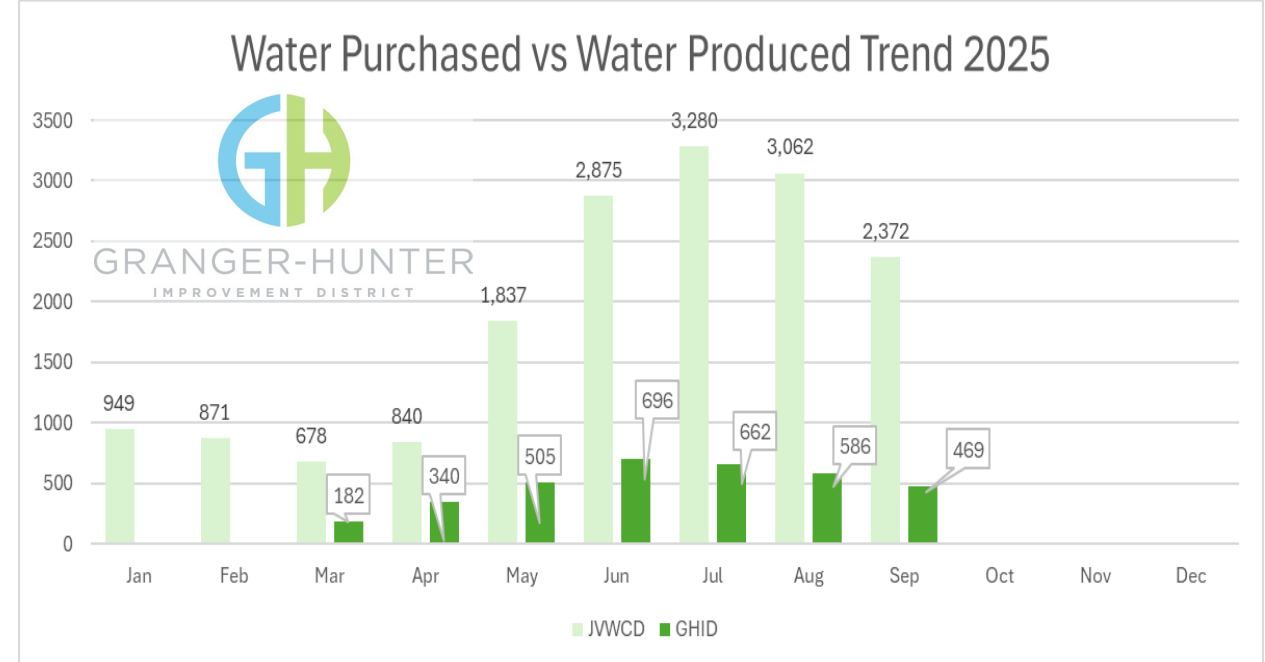
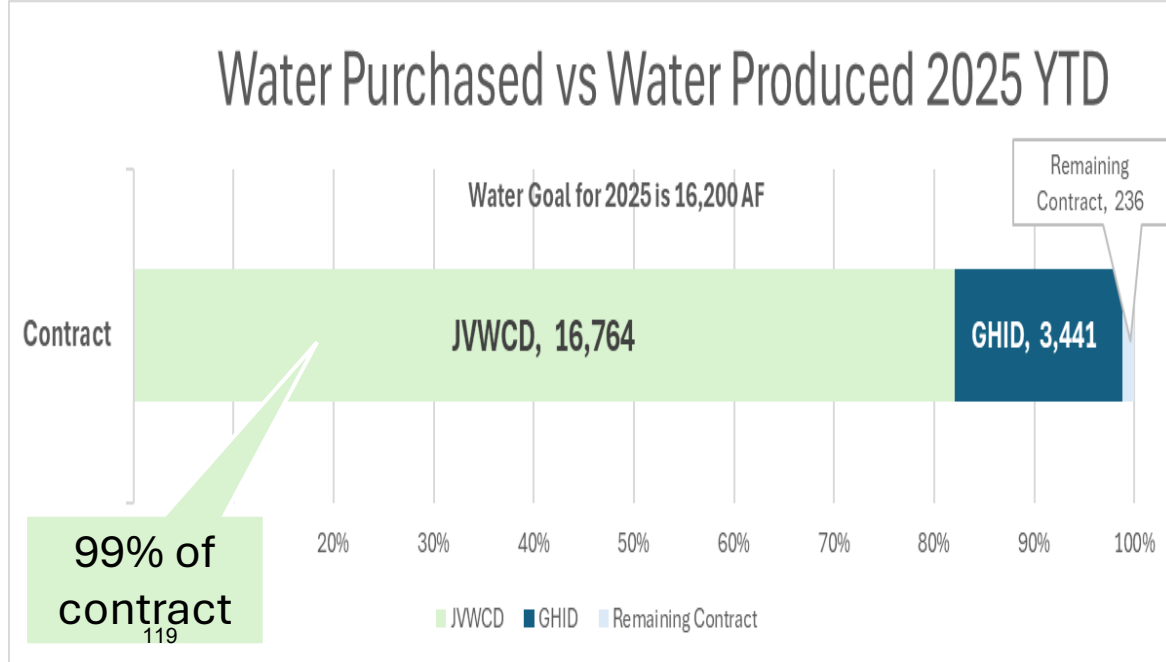


Water demand from JWCD continues to increase in the month of September. We expect a continual increase throughout the remainder of the year. From August to September, demand increased by 2,372 acre-feet—a 16.5% increase from the prior month.





Granger-Hunter Improvement District's primary water source is Jordan Valley Water Conservancy District, which provides approximately 82% of its supply through a 17,000-acre-foot contract. Granger-Hunter Improvement District supplements this by contributing the remaining 18% from its own water sources. The charts below illustrate the contribution of water from JVWCD and GHID. As of September, Granger-Hunter's remaining water contract is 236 acre-feet.







# CAPITAL PROJECTS REPORT

October 2025 Board Meeting



# CAPITAL PROJECTS APPROVAL

## 23L: Watts Well No. 18 Drilling and Equipping Project

Capital Project:	23L: Watts Well No. 18
Location:	1002 West 2320 South
Project Budget:	\$2,650,000
GHID Project Manager:	Jeremy Gregory
Consultant:	Hansen Allen & Luce
Contractor:	Silver Spur Construction

**Project Description:** A new 18-inch PVC line is needed to transfer water from the new Watts Well No. 18 to the existing Anderson Transmission Line at 1150 West.

**Project Update:** The new 18-inch PVC alignment runs under the UTA TRAX line at the intersection of 2320 S and 1070 W. UTA requires all new utility installations to be bored under the tracks to prevent any disturbance to the tracks and service interruptions.

Prior to Silver Spur starting the tunneling work, potholing was done to verify the location of existing utilities. During this work, a large cluster of electrical and communication lines was found to be in conflict with the proposed pathway

Because of these conflicts it was determined that the only option for crossing UTA TRAX was to lower the alignment from a depth of 8 feet to a new depth of approximately 13 feet .

Installing the line at a deeper depth has created new challenges. The groundwater is about 5 feet below the road surface and the soil in the area is sandy allowing for the water to enter the excavation quickly and collapse the trench walls without proper support.

To handle this, it's been proposed to install additional shoring and a more extensive dewatering setup. The dewatering plan will consist of six dewatering wells that will run continuously to keep the water out and allow work to proceed safely.

**Staff Recommendation: Motion to approve a change order with Silver Spur Construction for the 23L: Watts Well No. 18 Waterline Project in the not to exceed amount of \$150,000.00.**



# CAPITAL PROJECTS APPROVAL



Roadway Cracking Due to Groundwater Induced  
Trench Collapse



Collapsible Soil Material Below Water Table



# CAPITAL PROJECTS APPROVAL

## 25T: Redwood Road/1950 West Sewer Project

Capital Project:	Parliament Avenue/1950 W. Sewer Replacement
Location:	3500 S./1950 W./3800 S./Redwood Road
Project Budget:	\$1,850,000
GHID Project Manager:	Jeremy Gregory
Consultant:	Bowen Collins & Associates
Contractor:	Edge Homes/M&T Enterprises

**Project Description:** Edge Homes recently purchased the drive-in movie theater property to build a subdivision. In order to accommodate the sewer flow from this new community, a new sewer line running north along 1950 W will be constructed to provide additional capacity for new growth. The sewer line will be funded by Edge Homes and District impact fees. GHID has requested betterments along 3500 South, 3800 South and Redwood Road to accommodate future growth.

**Project Update:** The 24-inch sewer alignment along 3500 S has proven to be a challenging location to work. The contractor has encountered several unknown utility conflicts causing additional delay and cost to the project. During the contractor's utility investigation phase, it was discovered that the existing 24-inch high pressure gas line was too close to the proposed sewer route. To avoid safety risks and damaging the gas line, Enbridge Gas required the sewer line to be shifted 6 feet to the south.

Because of this change, Edge Homes/M&T Is requesting a change to the betterment price along 3500 South for the 24-inch sewer line.

Because of the new sewer alignment, UDOT imposed additional restrictions based on the new alignment. These additional restrictions included:

- No work during peak hours.
- No barricading the work zone.
- No storing materials in the work zone.
- Work west of Decker Lake Blvd needed to be done on weekends.

Shifting the alignment and adding additional restrictions impacted the contractors work in the following ways:

- The contractor was forced to work nights in order to stay productive, which increased labor rates, required light plants, and increased subcontractor mobilization rates for milling and concrete work.
- Preventing the work zone from being barricaded required trench plates to be used, additional traffic control, additional set up and take down time, and additional time transporting material.
- Weekend only work west of Decker Lake required more expensive backfill to be used and required backup equipment to be rented to eliminate risk.
- This work also increased the amount of striping, labor, equipment, and milling that was originally needed.



# CAPITAL PROJECTS APPROVAL

## Project History

2022 – Project originally bid at \$12.5M, Engineer's estimate \$8.85M - \$1,575/foot

2023 – Silver Spur bids on small portion (1,000 feet) in Redwood Road for \$870,000 (~1,070,000 after asphalt issues) ~\$1,000/foot

2024 – Edge Homes purchases Redwood Drive-In property.

2025 – GHID and Edge Homes enter into a Development, Service, and Cost-Share Agreement to provide sewer service and to increase capacity in the area for \$4.17M. Costs are \$712/foot. (GHID is paying \$2.4M of \$4.2M, ~60%).

2025 – 24" high pressure gas line forces alignment change and UDOT permit modifications, as does storm drain conflict. Cost would increase to ~\$5M (~\$860/foot). (GHID would be ~\$3.3M of \$5M total).

Compared to the original 2022 equivalent bid of approximately \$10 M (taking out a portion of Redwood Road), GHID would pay approximately \$3.5M for the equivalent sewer capacity increase.

With these changes, we still expect to save \$6M compared to the 2022 bid.

**Staff Recommendation: Motion to approve a change order to the Development, Service, and Cost-sharing Agreement with Edge Homes for the 25T: Redwood Road/ 1950 W Sewer Project in the not to exceed amount of \$768,508.29.**







# CAPITAL PROJECTS APPROVAL

## 4700 S. Zone 5 Pipeline Cost Sharing

Capital Project: N/A  
Location: 4700 South from 6400 West to 6000 West  
Project Budget: \$  
GHID Project Manager: Todd Marti  
Consultant: N/A  
Contractor: Arcadia Builders

**Project Description:** Arcadia SP (the Developer) purchased the land to the north of 4700 South from 6400 West to 6000 West and is adding site utilities. As part of the project, GHID requested Arcadia upsize the planned 8" Zone 5 waterline and install the waterline along the frontage of the future Zone 1 Reservoir site.

**Project Update:** In order to develop the site, Arcadia needs to install water and sewer infrastructure. The Developer is responsible to install all sewer infrastructure, but GHID needs additional capacity in the new waterline. This will increase the size from 8" to 12". We have also requested, as a betterment, to install the new 12" waterline along the frontage of the future Zone 1 Reservoir site, which includes a jack & bore under the railroad spur to Frito Lay.

The following costs are part of the work:

- 1) Upsizing 8" to 12": \$42,542.00
- 2) GHID Frontage 12": \$43,884.00
- 3) GHID 50% Jack & Bore: \$101,400.00

The Developer is working to reduce the price of the jack & bore under the railroad spur, so this represents the highest price. If they are successful in reducing the price, we will amend the agreement to reflect it.

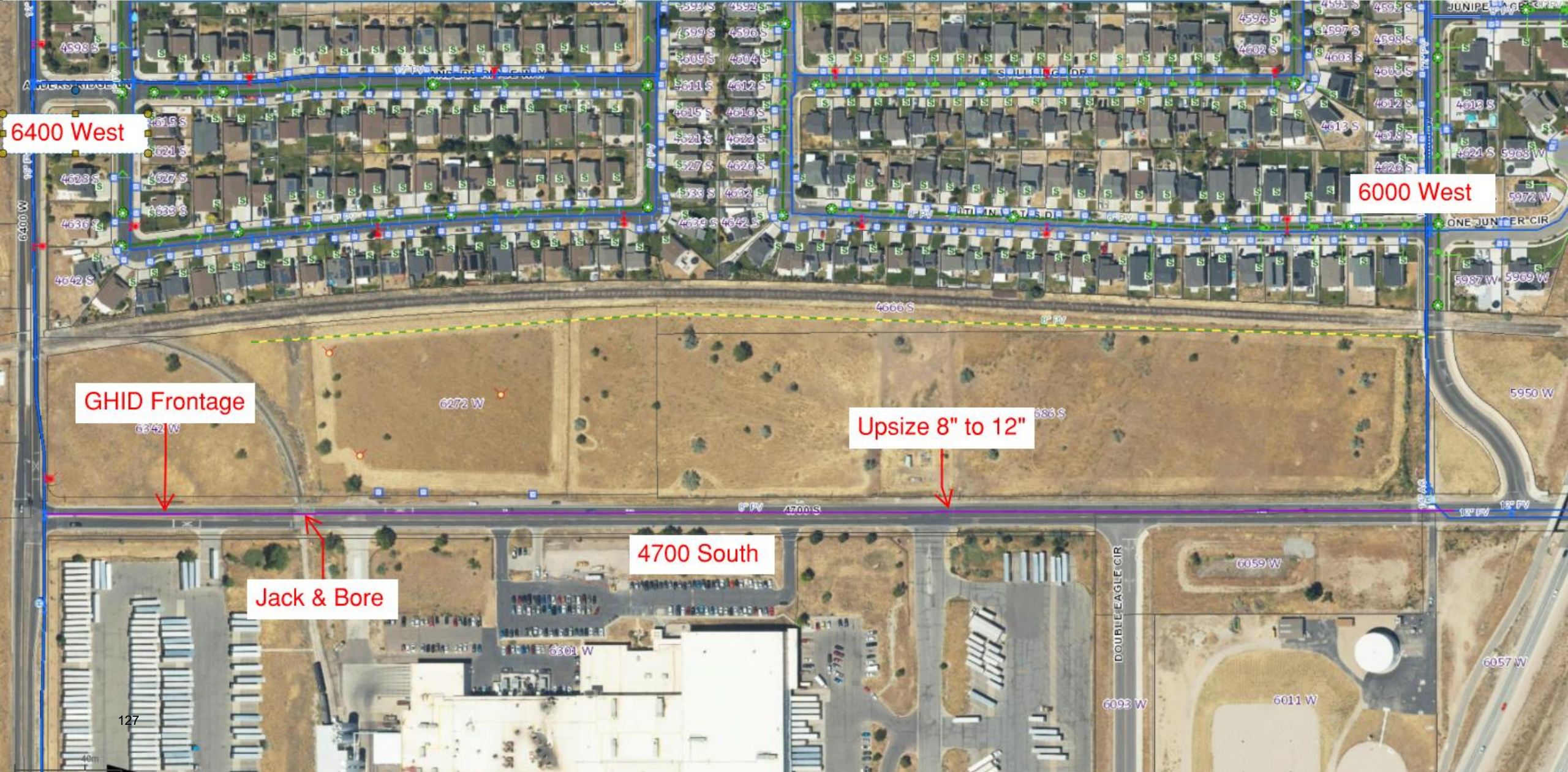
This project was planned as part of the Zone 1 Reservoir property purchase back in 2023. The only cost that has changed is the jack & bore cost.

**Staff Recommendation: Consider approval of a Water System Improvements Cost Contribution Agreement with Arcadia SP, Inc for the Zone 5 Waterline not to exceed \$187,826.00, and authorize the General Manager to revise and execute the agreement, subject to Legal Counsel review.**





# CAPITAL PROJECTS APPROVAL





# CAPITAL PROJECTS APPROVAL

## Pleasant Valley Easement

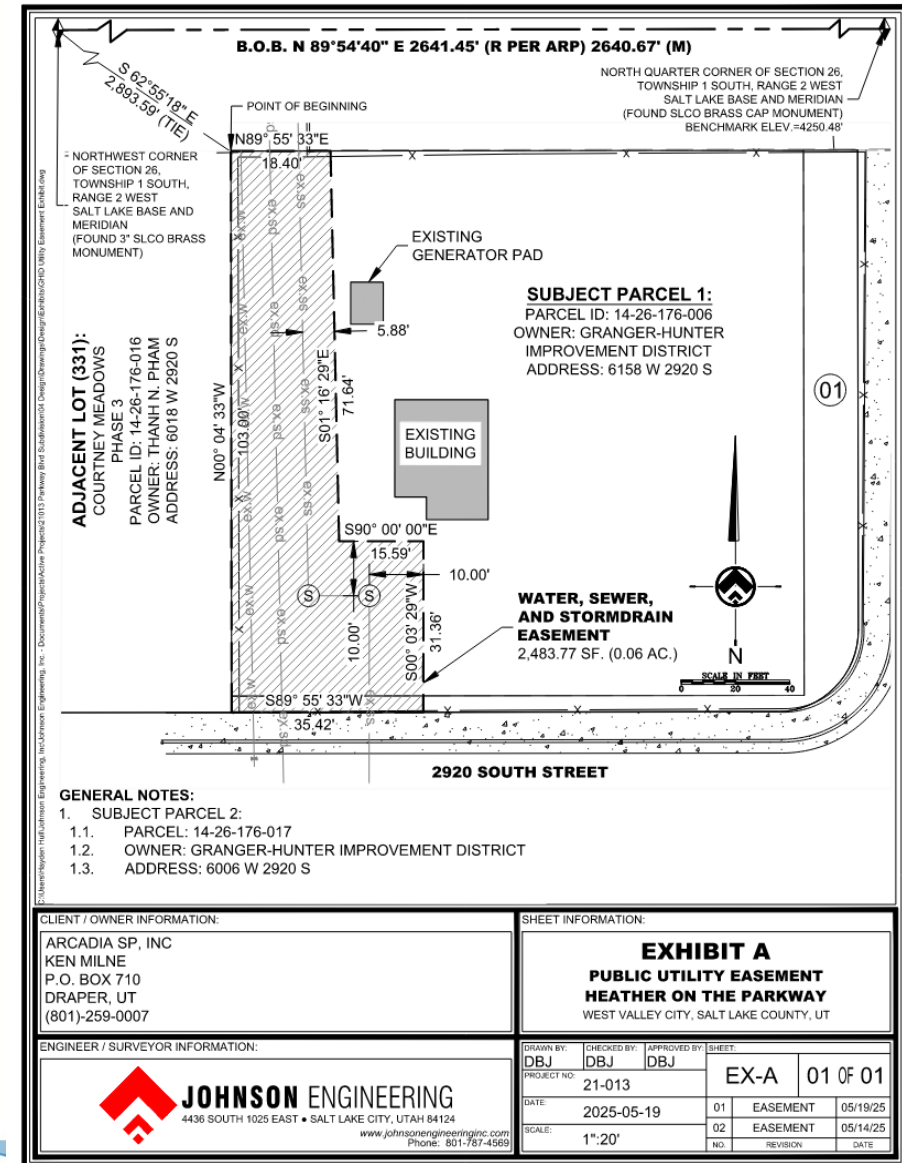
Capital Project: N/A  
Location: 6158 West 2920 South  
Project Budget: -  
GHID Project Manager: Todd Marti  
Consultant: -  
Contractor: -

**Project Description:** Arcadia SP has been developing Heater Villas near the existing Pleasant Valley Lift Station at 6158 West 2920 South.

**Project Update:** In order to preserve GHID's future expansion to the north and prevent future utility conflicts, we requested Arcadia install water, wastewater and stormwater facilities to the west of the existing facility instead of north. This would prevent future utility conflicts when the new Pleasant Valley Lift Station is constructed beginning next year.













This cost is for 0.06 acres of a utility easement.

**Staff Recommendation:** Consider approval of a sale of an easement to Arcadia SP, Inc. at the Pleasant Valley Lift Station for \$17,753.42.




















# CAPITAL PROJECTS UPDATE

	Task Name ▾	Address ▾	Project Summary/Update ▾	Assigned to ▾	Start ▾	Finish ▾	% complete ▾
9	○ ▾ 21F: SCADA Upgrades	Various Locations	Hardware and software updates		2/18/2025	12/31/2025	<div><div></div></div> 55%
10	○ 21F: SCADA Upgrades 2025 Project		Adding wireless access points, fiber communication and integrating with data analytics	 Drew Ovard	2/18/2025	12/31/2025	<div><div></div></div> 55%
16	○ ▾ 23I: Anderson Water Treatment Plant	1629 W. 2320 S.	Iron/manganese removal facility for Wells No. 16 and 18		12/23/2024	7/30/2026	<div><div></div></div> 4%
17	○ 23I: Anderson Water Treatment Plant Construction		Pressure filters installed, building walls finished. Sanitary sewer, fiber, and gas line installation ongoing.	 Zak Bedard	12/23/2024	7/30/2026	<div><div></div></div> 4%
18	○ ▾ 23L: Watts Well No. 18 Drilling and Equipping	1002 W. 2320 S.	New Watts Well No. 18		4/25/2023	8/31/2027	<div><div></div></div> 53%
21	○ 23L: Watts Well No. 18 Equipping Design		90% design review is underway	 Jeremy Gregory	4/25/2023	12/2/2025	<div><div></div></div> 90%
25	○ 23L: Watts Well No. 18 Waterline Construction		UTA boring excavation work has started. Pipe installation along the west side is ongoing.	 Jeremy Gregory	8/11/2025	11/12/2025	<div><div></div></div> 31%
42	○ ▾ 25A: Pleasant Valley WWPS Replacement	6158 W. 2920 S.	Replace lift station		12/2/2024	11/30/2027	<div><div></div></div> 10%
44	○ 25A: Pleasant Valley WWPS Design		The pump has been selected. The 30% Design is underway	 Jeremy Gregory	3/5/2025	12/1/2025	<div><div></div></div> 25%
50	○ ▾ 25C: Utility Network Implementation	N/A	Update and improve GIS system		3/18/2025	4/15/2026	<div><div></div></div> 60%
52	○ 25C: Utility Network Implementation		Reviewing new template models.	 Ian Bailey	5/20/2025	4/15/2026	<div><div></div></div> 40%
53	○ ▾ 25D: Zone 1 Reservoir	6342 W. 4700 S.	Construct new 3 MG reservoir for Zone 1		1/1/2025	1/29/2026	<div><div></div></div> 14%
55	○ 25D: Zone 1 Reservoir Design		Design is on hold until the District's water model update is completed.	 Victor Narteh	3/24/2025	1/29/2026	<div><div></div></div> 5%
56	○ ▾ 25E: Sewer Rehabilitation Project	Various Locations	Sewer pipe lining		12/16/2024	11/27/2025	<div><div></div></div> 43%
59	○ 25E: Sewer Rehabilitation Construction		Precon scheduled for October 21st, start early November	 Zak Bedard	8/25/2025	11/27/2025	<div><div></div></div> 0%
65	○ ▾ 25G: 4100 S. Waterline Replacement Project	from 1500 W. to 2200 W.	Replace cast iron waterline and upsize		3/24/2025	1/15/2026	<div><div></div></div> 52%
66	○ 25G: 4100 S. Waterline Replacement Design		90% Design Package is anticipated for later this month	 Jeremy Gregory	3/24/2025	12/10/2025	<div><div></div></div> 59%
68	○ ▾ 25H: East Rec & Decker North Improvements Project	1302 W. 3100 S. & 2650 Decker Blvd.	Recoat interior of dry well, line wet well, and install exhaust fan		5/5/2025	2/23/2026	<div><div></div></div> 45%
71	○ 25H: East Rec & Decker North Improvements Construction		Project awarded to VanCon, scheduling precon, start date TBD.	 Zak Bedard	9/23/2025	2/23/2026	<div><div></div></div> 0%
72	○ ▾ 25I: Cherrywood Waterline Replacement	from Wormwood to 4800 W.	GHID in-house cast iron pipe replacement		3/17/2025	11/27/2025	<div><div></div></div> 75%
73	○ 25I: Cherrywood Waterline Replacement Construction		Mainline and 3 of 5 circles 100% complete. Paving in progress. Working on laterals for 4th circle.	 Shawn Ellis	3/17/2025	11/27/2025	<div><div></div></div> 75%
74	○ ▾ 25J: 5400 West Waterline Replacement	from 4100 S. to 4700 S.	Replace aging cast iron pipe.		3/19/2025	12/31/2025	<div><div></div></div> 48%
75	○ 25J: 5400 West Waterline Replacement Design		Consultant working on 90% design set.	 Victor Narteh	3/19/2025	12/1/2025	<div><div></div></div> 60%



# CAPITAL PROJECTS UPDATE

77	<input type="radio"/>	▼ 25K: Well No. 15 Generator Replacement	2359 S. Decker Lake Dr.	Replace existing generator at well site		4/22/2025	4/28/2026	<div><div></div></div>	43%
80	<input type="radio"/>	25K: Well No. 15 Generator Replacement Construction		Cinnamon Creek Construction awarded the project, precon scheduled for October 15, start date TBD.		9/25/2025	4/28/2026	<div><div></div></div>	0%
81	<input type="radio"/>	▼ 25L: 3600 West Waterline Replacement	from 2100 S. to 2700 S.	Replace 8" cast iron pipe		4/8/2025	7/26/2027	<div><div></div></div>	24%
82	<input type="radio"/>	25L: 3600 West Waterline Design		90% Design under review.	 Zak Bedard	4/8/2025	10/30/2025	<div><div></div></div>	44%
85	<input type="radio"/>	▼ 25M Acord Reservoir Valve Replacement	1490 W. 3100 S.	Replacement of leaking actuator valves		6/16/2025	11/13/2025	<div><div></div></div>	30%
87	<input type="radio"/>	25M Acord Reservoir Valve Replacement Construction		Contractor ordering materials and will provide a start date when they are received.	 Zak Bedard	7/28/2025	11/13/2025	<div><div></div></div>	0%
94	<input type="radio"/>	▼ 25T: Redwood Road/ 1950 West Sewer Project	3500 S./1950 W./Redwood Rd	Install new 24-inch and 18-inch Sewer Line		11/4/2024	6/17/2026	<div><div></div></div>	68%
96	<input type="radio"/>	25T: Redwood Road/ 1950 West Sewer Construction		Sewer installation along 3500 South is complete. Work along 1950 West is underway.	 Jeremy Gregory	4/17/2025	6/17/2026	<div><div></div></div>	55%
97	<input type="radio"/>	▼ 25U: West Valley City Cost Share Projects	Various Locations	District improvements on WVC projects		1/1/2025	10/15/2025	<div><div></div></div>	32%
98	<input type="radio"/>	25U: West Valley City Cost Share Construction		WVC projects are under construction	 	1/1/2025	10/15/2025	<div><div></div></div>	32%
99	<input type="radio"/>	▼ 25V: Headquarters Building Rehab Project		Replace and upgrade one shop lift. Replace Bldg A flooring		4/9/2025	10/30/2025	<div><div></div></div>	69%
101	<input type="radio"/>	25V: Bldg A Flooring Installation		Reviewing cost estimates	  	9/1/2025	10/30/2025	<div><div></div></div>	0%
102	<input type="radio"/>	▼ 25W: Manhole Rehabilitation Project	Various Locations	Rehab Manholes		3/27/2025	11/6/2025	<div><div></div></div>	74%
105	<input type="radio"/>	25W: Manhole Rehabilitation Project Construction		Project under way, over 50% completed.	 Zak Bedard	8/4/2025	11/6/2025	<div><div></div></div>	50%
106	<input type="radio"/>	▼ Small Projects				1/1/2025	12/31/2025	<div><div></div></div>	22%
107	<input type="radio"/>	Wells No. 4 & No. 14 Studies	5300 S. 3600 W.	Consultant is incorporating recent WQ samples from Well No. 14 into the report	 Todd Marti	4/15/2025	11/27/2025	<div><div></div></div>	60%
108	<input type="radio"/>	Brighton Canal Easement (25X)	1300 W. 3100 S.	Working on appraisals for canal easement near dump site and property near Well No. 1	 	4/15/2025	10/30/2025	<div><div></div></div>	10%
109	<input type="radio"/>	Water Model Update	District-wide	Updating water model with recent water use and new facilities	 Todd Marti	7/1/2025	10/30/2025	<div><div></div></div>	20%
110	<input type="radio"/>	Infiltration & Inflow Study	District-wide	Updating data based on recent rain	 	1/1/2025	12/31/2025	<div><div></div></div>	5%



# PROJECT PHOTOS



Anderson WTP Building Filter  
Vessels



Anderson WTP South Side of Building



Anderson WTP Inlet & Outlet  
Piping



# PROJECT PHOTOS



1950 W – Sewer Lateral Connection and Mainline Installation



1950 W – Sewer Installation Setup



# PROJECT PHOTOS



Well No. 18 Waterline – Bore Pit  
Excavation on the East Side of Trax




Well No. 18 Waterline – High Groundwater Table  
at Borepit Excavation Location



# PROJECT PHOTOS



Pipeline Video Inspection employees preparing to add second epoxy liner coating to Manhole



Manhole Rehabilitation Project –  
Ventilating manhole to protect worker's safety



Manhole completed with Raven 405  
Epoxy Liner system



# INFRASTRUCTURE FUNDING UPDATE

Funding Opportunity	Funding Agency	Cost Match	Timeline	Projects	Status
American Rescue Plan Act (ARPA) - \$1.4B to Utah	Drinking Water SRF	Up to 49% Grant Opportunity	Complete	Redwood Road Waterline Replacement, Ridgeland Pump Station Replacement	Received \$13.8 M - \$2.8M in principal forgiveness and \$11M at 0.5%
Infrastructure and Investment Jobs Act	Drinking Water SRF	Up to 49% Grant Opportunity	Complete	Redwood Road Waterline Replacement, Ridgeland Pump Station Replacement	
WaterSMART Drought Response Program	Bureau of Reclamation	Up to \$5M in grants per project	Complete	Anderson TWP & Well No. 18 Drilling/Construction	Received \$5M Grant
Bipartisan Infrastructure Law (BIL) for Lead Service Line Inventory - \$28M per Year for 5 Years	Utah Division of Drinking Water	Up to \$100,000 per year up to 5 years	Complete	Lead Service Line Inventory (Contractor)	Received \$100,000 with 100% principal forgiveness
Emerging Contaminants Funding (Manganese Removal)	Utah Division of Drinking Water	Requesting ~ \$2.5M	Complete	Anderson Water Treatment Plant (Wells No. 16 & 18)	Awarded \$2.5M Grant for Anderson WTP
WaterSMART Planning and Project Design	Bureau of Reclamation	Up to \$400,000 in grants per project	Complete	For 60% design for projects to be submitted for WaterSMART Drought Response Grant. Zone 1 Reservoir.	Awarded \$167,500
Infrastructure and Investment Jobs Act (IIJA) - Community Project Funding	U.S. House of Representatives	Proposing 75/25 Split	TBD	5400 West Pipeline	Tentatively awarded; waiting for federal budget approval (\$1M)
WaterSMART Drought Response Program	Bureau of Reclamation	Up to \$5M in grants per project	TBD	Zone 1 Reservoir	TBD
Clean Water State Revolving Fund (CWSRF)	Water Quality Board	Low-interest Loans	TBD	Pleasant Valley Replacement	TBD
DNR Division of Water Resources	Board of Water Resources	Used to cover match for WaterSMART	Apply by September 30.	Anderson Water Treatment Plant, Zone 1 Reservoir, Future Well No. 18, Well No. 1 Replacement	TBD
WEEG (Water and Energy Efficiency Grant)	Bureau of Reclamation	50% or less, up to \$500,000 over 2 years	TBD	Supplement meter purchases to replace obsolete small and large meters.	TBD
TOTAL GRANTS					\$10,567,500



# CAPITAL PROJECTS MAP

## Capital Projects

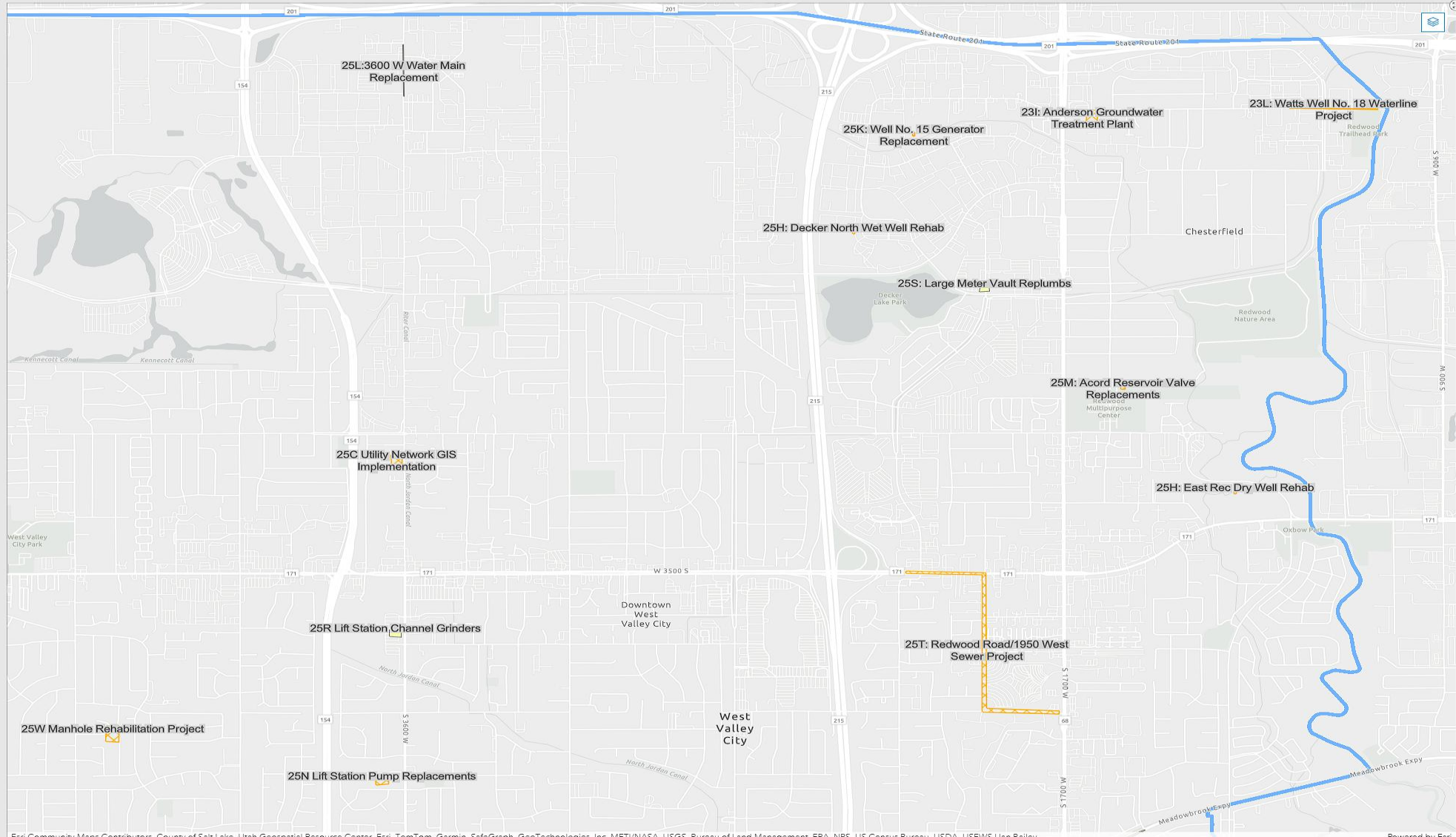
### Capital Projects - Current

#### CIP Status

- Under Design
- Constructed
- Designed
- Finished
- Planning
- Under Construction
- others

#### Boundary

GHID Boundary





Projects  
ALL

## 23I: Anderson Groundwater Treatment

 Plant

231 : Watts Well No. 18 Waterline Project

7

25A Pleasant Valley WWPS

25C Utility Network GIS Implementation


250 7 1 0

25D Zone 1 Reservoir

25E Sewer Rehabilitation Project

25G: 4100 S Waterline Replacement

25G: 4100 3 Waterline Replacement

 25H: Decker North Wet Well Rehab

25H: East Rec Dry Well Rehab

2511 East Rec Dry Well Rehab

 25l: Cherrywood Waterline Replacement

Replacement

25J: 5400 West Waterline Replacement

25K: Well No. 15 Generator

 Replacement

25L:3600 W Water Main Replacement

25M: Acord Reservoir Valve

 Replacements

### 25N Lift Station Pump Replacements

2014 Ent Station Lamp Replacements

 25R Lift Station Channel Grinders

25S: Large Meter Vault Replumbs

25T: Redwood Road/1050 West Sewer

 251: Redwood Road/1930 West Sewer Project

2511: West Valley City Cost Share

 250 West Valley City Cost Share Projects

25W Manhole Rehabilitation Project

25W Manhole Rehabilitation Project



# CAPITAL PROJECTS MAP

## Capital Projects

### Capital Projects - Current

#### CIP Status

- Under Design
- Constructed
- Designed
- Finished
- Planning
- Under Construction
- others

#### Boundary

GHID Boundary

Projects  
ALL

- 23I: Anderson Groundwater Treatment Plant
- 23L: Watts Well No. 18 Waterline Project
- 25A Pleasant Valley WWPS
- 25C Utility Network GIS Implementation
- 25D Zone 1 Reservoir
- 25E Sewer Rehabilitation Project
- 25G: 4100 S Waterline Replacement
- 25H: Decker North Wet Well Rehab
- 25H: East Rec Dry Well Rehab
- 25I: Cherrywood Waterline Replacement
- 25J: 5400 West Waterline Replacement
- 25K: Well No. 15 Generator Replacement
- 25L: 3600 W Water Main Replacement
- 25M: Acord Reservoir Valve Replacements
- 25N Lift Station Pump Replacements
- 25R Lift Station Channel Grinders
- 25S: Large Meter Vault Replumbs
- 25T: Redwood Road/1950 West Sewer Project
- 25U: West Valley City Cost Share Projects
- 25W Manhole Rehabilitation Project



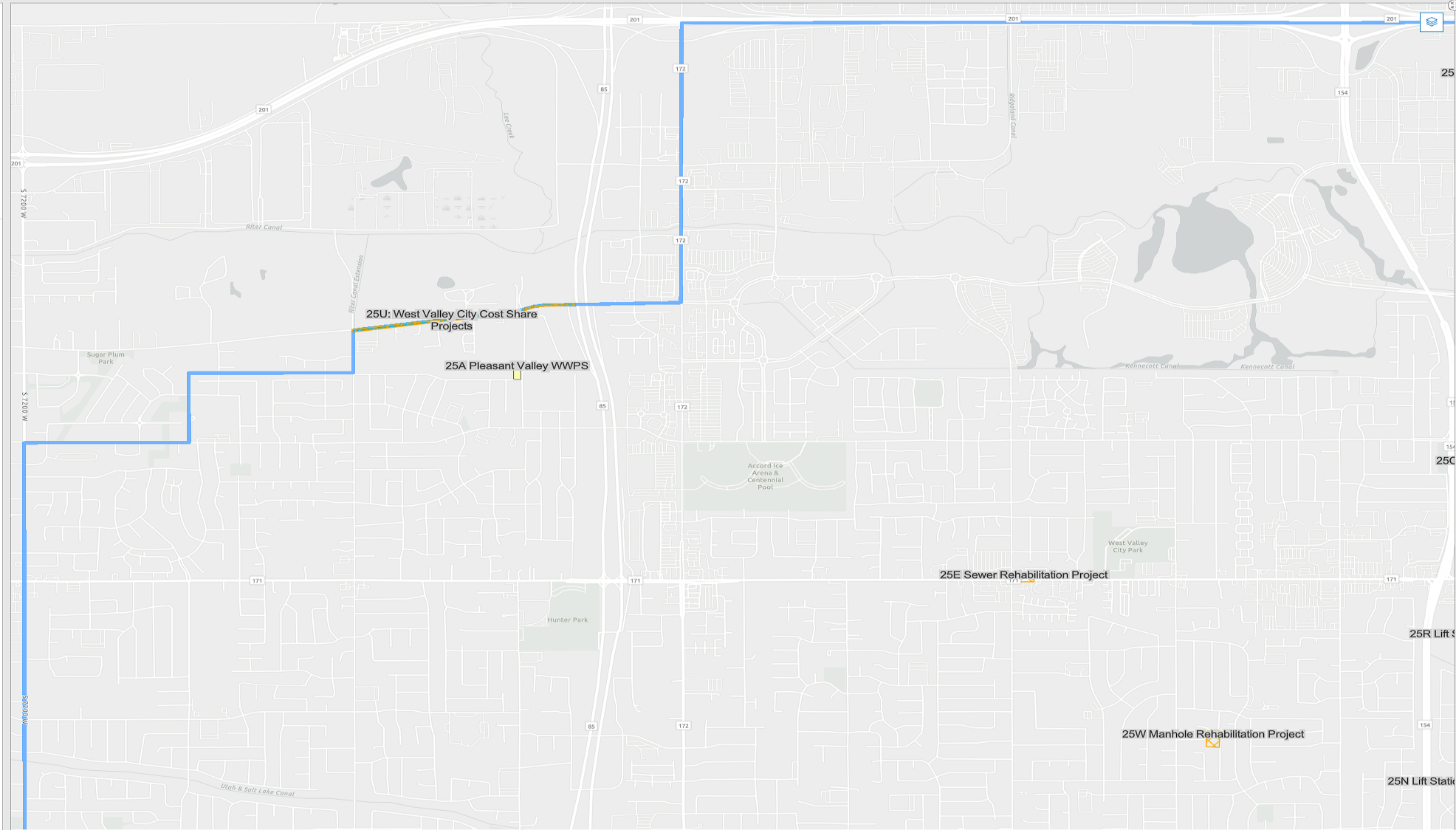
# CAPITAL PROJECTS MAP

## Capital Projects

### Capital Projects - Current

- CIP Status
- Under Design
  - Constructed
  - Designed
  - Finished
  - Planning
  - Under Construction
  - others

- Boundary
- GHID Boundary



- Projects  
ALL
- 23I: Anderson Groundwater Treatment Plant
  - 23L: Watts Well No. 18 Waterline Project
  - 25A Pleasant Valley WWPS
  - 25C Utility Network GIS Implementation
  - 25D Zone 1 Reservoir
  - 25E Sewer Rehabilitation Project
  - 25G: 4100 S Waterline Replacement
  - 25H: Decker North Wet Well Rehab
  - 25H: East Rec Dry Well Rehab
  - 25I: Cherrywood Waterline Replacement
  - 25J: 5400 West Waterline Replacement
  - 25K: Well No. 15 Generator Replacement
  - 25L: 3600 W Water Main Replacement
  - 25M: Acord Reservoir Valve Replacements
  - 25N Lift Station Pump Replacements
  - 25R Lift Station Channel Grinders
  - 25S: Large Meter Vault Replumbs
  - 25T: Redwood Road/1950 West Sewer Project
  - 25U: West Valley City Cost Share Projects
  - 25W Manhole Rehabilitation Project



Summary

Project Summary								
Project Number	Project Name	Encumbrances	Total Budget	Date Range Budget	Beginning Balance	Total Activity	Ending Balance	Budget Remaining
<a href="#">20A</a>	REDWOOD ROAD SEWERLINE PROJECT	9,638.03	1,051,988.81	843,646.99	208,341.82	833,734.65	1,042,076.47	274.31
<a href="#">20D</a>	KENT PUMP STATION REPLACEMENT ...	0.00	18,506,961.66	278,900.00	18,228,061.66	200,112.84	18,428,174.50	78,787.16
<a href="#">20I</a>	REDWOOD ROAD WATERLINE PROJECT	17,599.90	10,999,311.51	637,390.01	10,361,921.50	618,748.33	10,980,669.83	1,041.78
<a href="#">21F</a>	SCADA MASTER PLAN	143,914.84	807,573.56	250,000.00	557,573.56	106,085.16	663,658.72	0.00
<a href="#">22F</a>	RIDGELAND PUMP STATION REPLAC...	0.00	3,637,808.59	38,100.00	3,599,708.59	38,010.84	3,637,719.43	89.16
<a href="#">22H</a>	WATER INNOVATION & METER TESTI...	0.00	153,343.66	3,440.00	149,903.66	3,423.22	153,326.88	16.78
<a href="#">23D</a>	ACORD RESERVOIR REPAIR & RECOAT...	511.30	1,231,531.31	1,173,144.00	58,387.31	1,148,460.29	1,206,847.60	24,172.41
<a href="#">23F</a>	EAST REC CATHODIC PROTECTION & ...	0.00	615,295.17	2,700.00	612,595.17	2,656.00	615,251.17	44.00
<a href="#">23I</a>	ANDERSON WTP	9,174,698.64	7,209,875.38	6,600,000.00	609,875.38	3,453,925.36	4,063,800.74	-6,028,624.00
<a href="#">23L</a>	WATTS WELL NO. 18 DRILLING & EQU...	742,750.92	3,727,443.12	1,971,000.00	1,756,443.12	950,841.36	2,707,284.48	277,407.72
<a href="#">23V</a>	DECKER MAIN EMERGENCY REPAIRS	10,444.00	399,881.28	73,931.16	325,950.12	57,436.11	383,386.23	6,051.05
<a href="#">23W</a>	ACORD BOOSTER PUMP FLOORING A...	0.00	11,355.43	0.00	11,355.43	0.00	11,355.43	0.00
<a href="#">24C</a>	2024 LARGE METER VAULT REPLUMBS	0.00	140,364.24	1,200.00	139,164.24	1,199.69	140,363.93	0.31
<a href="#">24E</a>	2024 FIRE HYDRANT REPLACEMENT	0.00	754,201.11	499,300.00	254,901.11	499,211.93	754,113.04	88.07
<a href="#">24G</a>	2024 LIFT STATION PUMP REPLACEM...	0.00	101,519.00	51,580.00	49,939.00	51,580.00	101,519.00	0.00
<a href="#">24K</a>	6400 WEST & 3100 SOUTH ANDERSON..	3,426.50	483,693.50	466,800.00	16,893.50	461,866.76	478,760.26	1,506.74
<a href="#">24N</a>	WELL NO. 16 REDEVELOPMENT	0.00	10,036.25	0.00	10,036.25	0.00	10,036.25	0.00
<a href="#">24P</a>	2200 WEST PRV REPLUMB PROJECT	0.00	247,500.00	247,500.00	0.00	123,961.02	123,961.02	123,538.98
<a href="#">24Q</a>	BREEZE BOOSTER STATION HVAC REP...	0.00	48,000.00	48,000.00	0.00	43,984.00	43,984.00	4,016.00
<a href="#">24R</a>	BANGERTE HIGHWAY @ 4700 SOUTH	0.00	59,902.00	0.00	39,176.23	18,459.45	57,635.68	2,266.32
<a href="#">24WVC</a>	2024 WEST VALLEY CITY - OVERLAY & ...	0.00	209,239.00	69,900.00	139,339.00	69,805.00	209,144.00	95.00
<a href="#">25-4800W</a>	4800 W WATERLINE REPLACEMENT	0.00	200,000.00	200,000.00	0.00	0.00	0.00	200,000.00
<a href="#">25A</a>	PLEASANT VALLEY WWPS REPLACEM...	248,981.78	540,000.00	540,000.00	0.00	75,018.22	75,018.22	216,000.00
<a href="#">25B</a>	ARMSTRONG GATE REPLACEMENT	0.00	31,400.00	31,400.00	0.00	31,093.85	31,093.85	306.15
<a href="#">25C</a>	UTILITY NETWORK GIS IMPLEMENTAT...	149,675.55	210,000.00	210,000.00	0.00	48,814.45	48,814.45	11,510.00
<a href="#">25CUSTPORTAGG</a>	2025 CUSTOMER PORTAL AGGREGAT...	0.00	150,000.00	150,000.00	0.00	0.00	0.00	150,000.00
<a href="#">25D</a>	ZONE 1 RESERVOIR	319,732.25	2,336,121.85	335,000.00	2,001,121.85	15,267.75	2,016,389.60	0.00
<a href="#">25DECKERREHAB</a>	DECKER NORTH CATHOTIC PROTECTI...	0.00	0.00	0.00	0.00	0.00	0.00	0.00
<a href="#">25E</a>	SEWER REHABILITATION PROJECT	897,663.00	897,663.00	897,663.00	0.00	0.00	0.00	0.00
<a href="#">25F</a>	FIRE HYDRANT REPLACEMENT	0.00	637,700.00	637,700.00	0.00	637,023.88	637,023.88	676.12
<a href="#">25G</a>	4100 S WATERLINE REPLACEMENT PR...	19,488.00	94,803.00	94,803.00	0.00	75,315.00	75,315.00	0.00
<a href="#">25GPSEQUIP</a>	GPS EQUIPMENT	0.00	35,000.00	35,000.00	0.00	34,428.25	34,428.25	571.75
<a href="#">25H</a>	EAST REC & DECKER NORTH IMPROV...	316,725.50	350,000.00	350,000.00	0.00	32,889.50	32,889.50	385.00
<a href="#">25I</a>	CHERRYWOOD VILLAGE WATERLINE R...	163,824.40	1,000,000.00	900,000.00	0.00	610,528.30	610,528.30	225,647.30
<a href="#">25I&amp;I</a>	INFLOW AND INFILTRATION EQUIP	0.00	100,000.00	100,000.00	0.00	0.00	0.00	100,000.00
<a href="#">25J</a>	5400 WEST WATERLINE REPLACEMENT	24,570.85	88,000.00	88,000.00	0.00	63,429.15	63,429.15	0.00
<a href="#">25K</a>	WELL 15 GENERATOR REPLACEMENT	1,741.75	500,000.00	500,000.00	0.00	17,158.25	17,158.25	481,100.00
<a href="#">25L</a>	3600 W WATERLINE REPLACEMENT	36,934.25	79,241.00	79,241.00	0.00	42,306.75	42,306.75	0.00
<a href="#">25M</a>	ACORD RESERVOIR VALVE REPLACEM...	53,357.52	54,000.00	54,000.00	0.00	0.00	0.00	642.48
<a href="#">25N</a>	2025 LIFT STATION PUMP REPLACME...	105,392.00	173,874.00	173,874.00	0.00	68,482.00	68,482.00	0.00



Summary

Project Summary								
Project Number	Project Name	Encumbrances	Total Budget	Date Range Budget	Beginning Balance	Total Activity	Ending Balance	Budget Remaining
<a href="#">25P</a>	2025 CHLORINE ANALYZERS	0.00	17,500.00	17,500.00	0.00	16,610.59	16,610.59	889.41
<a href="#">25Q</a>	2025 FLOW METERS	0.00	18,300.00	18,300.00	0.00	18,024.35	18,024.35	275.65
<a href="#">25R</a>	2025 CHANNEL GRINDERS	0.00	138,314.84	138,314.84	0.00	138,314.84	138,314.84	0.00
<a href="#">25S</a>	2025 LARGE METER VAULT REPLACE...	336,000.00	374,800.00	374,800.00	0.00	3,170.58	3,170.58	35,629.42
<a href="#">25T</a>	REDWOOD RD/ 1950 W SEWER REPL...	1,435,268.41	2,584,206.00	2,584,206.00	0.00	1,148,926.88	1,148,926.88	10.71
<a href="#">25U</a>	25U: WEST VALLEY CITY COST SHARE ...	421,718.00	422,000.00	422,000.00	0.00	0.00	0.00	282.00
<a href="#">25V</a>	HEADQUARTERS BUILDING REHAB PR...	0.00	159,900.00	159,900.00	0.00	78,782.24	78,782.24	81,117.76
<a href="#">25W</a>	MANHOLE REHABILITATION PROJECT	203,022.00	312,337.00	312,337.00	0.00	0.00	0.00	109,315.00
<a href="#">25WELL16A/C</a>	WELL 16 A/C REHABILITATION	0.00	58,000.00	58,000.00	0.00	0.00	0.00	58,000.00
<a href="#">25X</a>	PLANT CANAL EASEMENT PURCHASE	7,222.38	70,000.00	70,000.00	0.00	5,977.62	5,977.62	56,800.00
<a href="#">25Z</a>	RUSHTON WARRANTY WORK - 24" H...	1.00	4,000.00	4,000.00	0.00	3,972.70	3,972.70	26.30
Report Total:		14,844,302.77	62,043,985.27	22,792,571.00	39,130,688.50	11,849,037.16	50,979,725.66	-3,780,043.16

Group Summary								
Group	Encumbrances	Total Budget	Date Range Budget	Beginning Balance	Total Activity	Ending Balance	Budget Remaining	
CAP EX	14,844,302.77	62,043,985.27	22,792,571.00	39,130,688.50	11,849,037.16	50,979,725.66	-3,780,043.16	
Report Total:		14,844,302.77	62,043,985.27	22,792,571.00	39,130,688.50	11,849,037.16	50,979,725.66	-3,780,043.16

Type Summary								
Group	Encumbrances	Total Budget	Date Range Budget	Beginning Balance	Total Activity	Ending Balance	Budget Remaining	
FACILITIES	300,813.77	1,666,672.65	947,840.00	718,832.65	342,078.23	1,060,910.88	304,948.00	
WASTEWATER	3,227,134.72	7,296,479.10	6,099,652.99	1,196,826.11	2,440,132.05	3,636,958.16	432,386.22	
WATER	11,316,354.28	53,080,833.52	15,745,078.01	37,215,029.74	9,066,826.88	46,281,856.62	-4,517,377.38	
Report Total:		14,844,302.77	62,043,985.27	22,792,571.00	39,130,688.50	11,849,037.16	50,979,725.66	-3,780,043.16





GRANGER-HUNTER  
IMPROVEMENT DISTRICT

---

# ENGINEERING REPORT

October 2025 Board Meeting



# PLAN REVIEW UPDATE

	PROJECT NAME	NOTES	ADDRESS	TYPE	STATUS
1	Krispy Krunchy West Valley Oil		3140 S Redwood Rd	Tenant Improvement	Resubmittal Required
2	West Valley Gas Station		3493 S 7200 W	Tenant Improvement	Resubmittal Required
3	Skyline Electric		6372 W 4700 S	Commercial	Resubmittal Required
4	Esparanza Elementary School Addition		4956 W 3500 S	School	Resubmittal Required
5	The Tee Box		3076 S Decker Lake Dr	Tenant Improvement	Final Approval
6	Quiktrip Store #7497		2158 S 3200 W	Commercial	Resubmittal Required
7	Salvador Ruiz 3500 S		4669 W 3500 S	Tenant Improvement	Final Approval
8	7 Brew Coffee		3320 S 5600 W	Tenant Improvement	Resubmittal Required
9	UTA Bus Stops		5600 W (from 2700 S to 4700 S)	Tenant Improvement	Resubmittal Required
10	Rydalch Electric		1925 Parkway Blvd	Tenant Improvement	Final Approval
11	Dutch Bros Coffee		5575 W 3500 S	Commercial	Resubmittal Required
12	Mann Way Subdivision (4 lots)		3650 W 4000 W	Residential	Resubmittal Required
13	DV Shop Office		2130 S 3140 W Suite A	Tenant Improvement	Final Approval

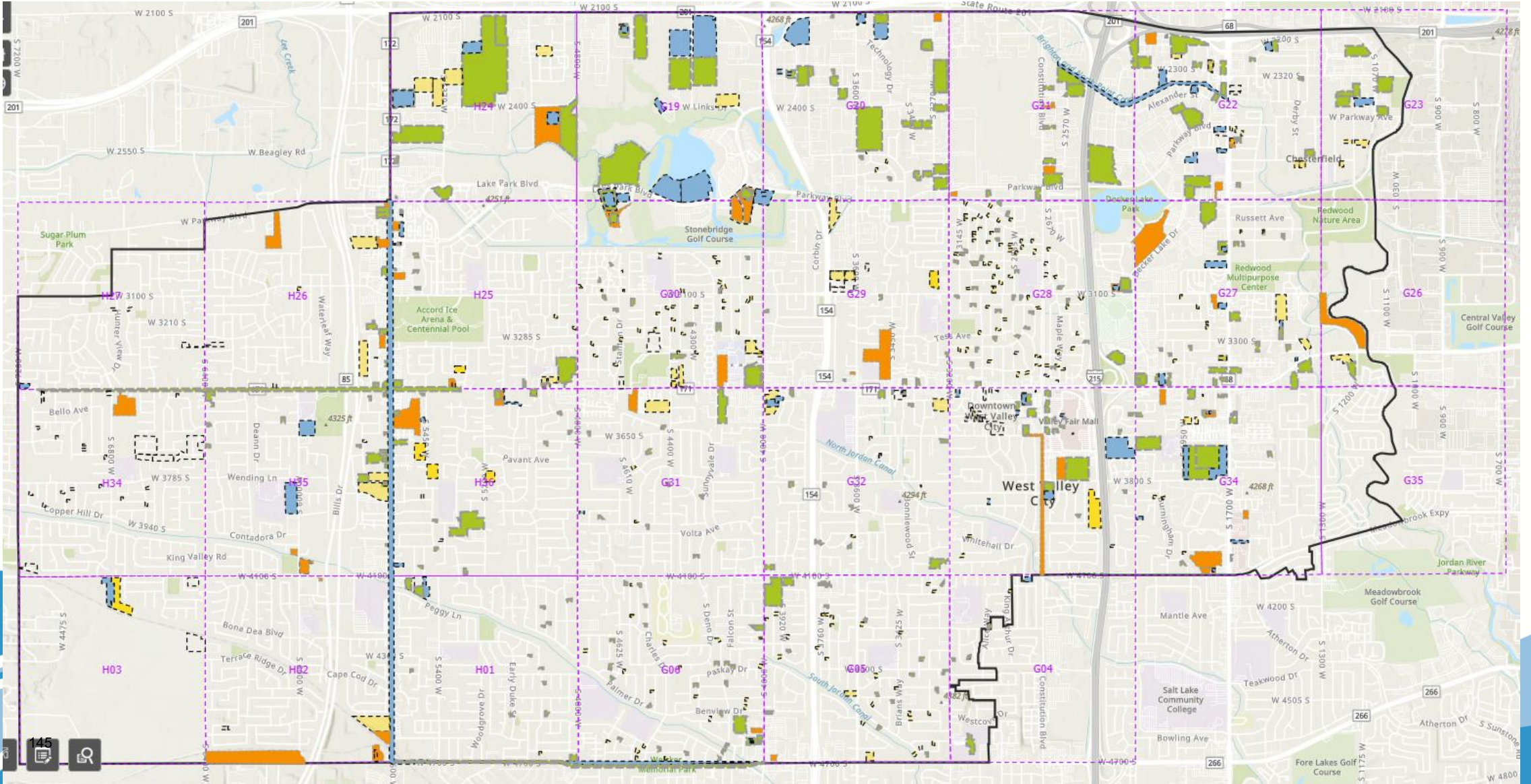


# PLAN REVIEW UPDATE

	PROJECT NAME	NOTES	ADDRESS	TYPE	STATUS
14	MIT R&D Park Building 6		4455 W Lake Park Blvd	Commercial	Resubmittal Required
15	CR England West Valley City Improvements		4701 W 2100 S	Commercial	Resubmittal Required
16	Deb Dayi Namaste		3546 S Redwood Rd	Tenant Improvement	Resubmittal Required
17	Crispy Cones		2885 S 5600 W	Tenant Improvement	Resubmittal Required





# PLAN REVIEW UPDATE













# PLAN REVIEW UPDATE

**Legend**  


**Plan Review**

-  Plans Approved
-  Under Construction
-  Under Review
-  Plans Finaled
-  Construction Complete
-  Subdivision Lots
-  others

**Section\_Zones - GHID Sections**

- 

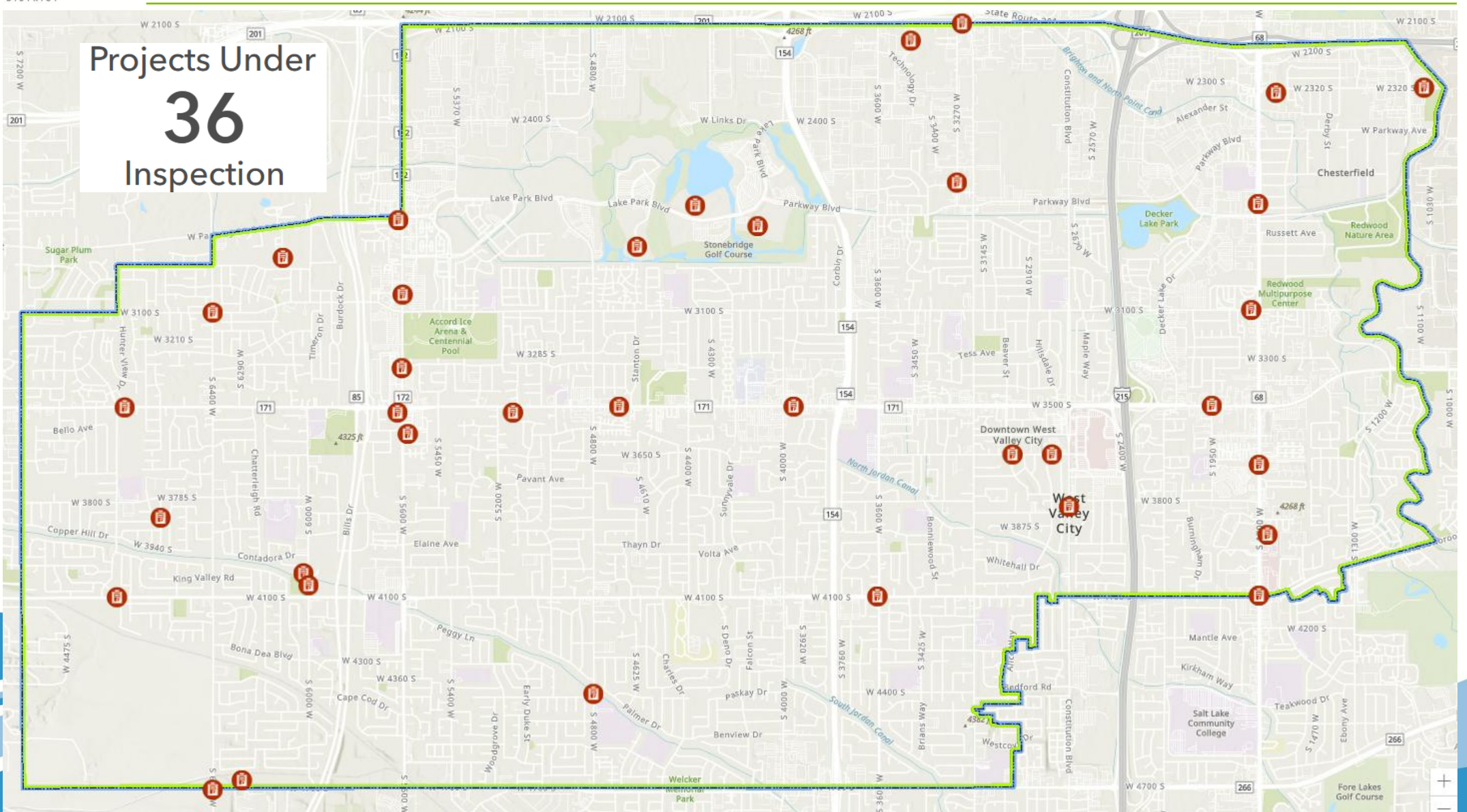
**Section\_Zones - Boundary**

- 







































# INSPECTIONS UPDATE

Projects Under  
**36**  
Inspection





Projects Under  
**36**  
Inspection

 25T Redwood Rd-1950 W Sewer Project 1950 W 3500 S	 RGA Design Center 1741 W 3100 S
 Kiowa Subdivision 5143 W 3500 S	 20D Kent Booster Pump Station 4404 S 4800 W
 Higgins Body & Paint Addition 3899 S Redwood Rd	 Stonebridge Bldg 2 2785 S Leadership Ct
 LivSmart Studios 3302 S 5600 W	 20I 3100 S - 4100 S Redwood Rd Water Project
 Chick-Fil-A 3817 S Constitution Blvd	 Lake Park Lot 1A (Nusano Radioisotope) 4129 W Lake Park Blvd
 Take 5 Oil Change 5621 W 3500 S	 Heather Villas Subdivision 6087 W Parkway Blvd
 Harmons West Central Kitchen Remodel 3955 W 3500 S	 Covington Estates Subdivision 4016 S 6000 W
 MIT R&D Park Buildings 1&2 4334 W Lake Park Blvd	 WVC Overlay Projects 3600 W - 3500 S to 4100 S Lake Park Blvd - 4800 W to 5470 W 2700 W - 3500 S to 3100 S
 25F Fire Hydrant Replacement Project (multiple locations)	 Suburban Propane 3245 W 2100 S
 Weston Fields PH 2 6800 W 4100 S	 UTA Midvalley Connector BRT Project
 Solaris PH 1 Subdivision 3688 S Redwood Rd	 West View Park 4059 S 6000 W
 4700 Industrial 4700 S 6400 W	 The Cottages at Pearce Farms 6765 W 3500 S
 Meter Vault Replumb 2025 at 2162 S Technology Park	 Waterline Replacement 6400 W 3100 S
 Sunbelt Rentals Wash Bay 2595 S 3270 W	 Webster Industrial Park 2726 S Redwood Rd
 23L Watts Well 18 Waterline 1002 W 2320 S	 Cantwell Dental 5611 W Parkway Blvd
 Westway Dental 5579 W Erin Hill Rd	 3650 S; 2700 W TO 3200 W
 Salvador Ruiz 4669 W 3500 S	 Anderson WTP 1629 W 2320 S
 Skyline Electric 6272 W 4700 S	 Longhorn Steakhouse 3019 S 5600 W



## WEST VIEW PARK – 4059 S 6000 W



1" meter relocated out of sidewalk for  
new WVC park



## BLUE STAKES – 2320 S 1070 W



Marked location of 12" PVC water main



## WESTON FIELDS PHASE 2 – 6800 W 4100 S



Pressure gauges for water main testing