

# **Drinking Water Board Packet**

October 1, 2025

# Agenda



## State of Utah

SPENCER J. COX  
*Governor*

DEIDRE HENDERSON  
*Lieutenant Governor*

## Department of Environmental Quality

Tim Davis  
*Executive Director*

DIVISION OF DRINKING WATER  
Nathan Lunstad, Ph.D., P.E.  
*Director*

**Drinking Water Board**  
Justin Maughan, Chair  
Blake Tullis, Ph.D., Vice-Chair  
Corinna Harris  
Shazelle Terry  
Phil Bondurant, Dr.PH, LEHS  
Jason Luettinger, P.E.  
Hollie McKinney  
Bryan Cox  
Tim Davis  
Nathan Lunstad, Ph.D.  
*Executive Secretary*

### DRINKING WATER BOARD MEETING

October 1, 2025 1:00 - 4:00pm

Via Zoom Webinar & In Person:

Uinta Conference Center

313 E 200 S, Vernal, UT 84078

Nathan Lunstad Cell # 385-239-5974

### AGENDA - FINAL

1. Call to Order
2. Roll Call – Nathan Lunstad
3. Approval of Meeting Minutes  
August 27, 2025
4. Disclosure for Conflict of Interest
5. Directors Report – Nathan Lunstad
  - A. Enforcement Report (Board Packet Item Only)
6. Rural Water Association Report – Dale Pierson
7. Financial Assistance Committee Report
  - A. Status Report and Cash Flow – Chris Ledding
  - B. Project Priority List – Michael Grange
  - C. DWSRF Application Moratorium Discussion - Michael Grange
  - D. SRF Applications
    - i. State
      - a. Neola Water & Sewer - Allyson Spevak
      - b. Glen Canyon SSD - Deauthorization - Kjori Shelley
    - ii. Federal
      - a. High Country Estates Phase 1 - Allyson Spevak
      - b. Antimony Town - Heather Pattee

- c. Austin Community Special Service District -Andrea Thurlow
- d. Boulder Farmstead Water Company - Heather Pattee
- e. Elsinore Town Water System - Heather Pattee
- f. Junction Town - Heather Pattee
- g. Wellington City - Andrea Thurlow
- h. Apple Valley Town - Heather Pattee

8. Public Comment Period

9. Open Board Discussion

10. Other

11. Next Board Meeting

Date: November 18, 2025  
Time: 1:00 - 4:00 pm MST  
Place: Multi-Agency State Office Building  
195 North 1950 West Rm 1015  
Salt Lake City, UT 84116

12. Adjourn

# Agenda Item

3



## State of Utah

SPENCER J. COX  
*Governor*

DEIDRE HENDERSON  
*Lieutenant Governor*

## Department of Environmental Quality

Tim Davis  
*Executive Director*

DIVISION OF DRINKING WATER  
Nathan Lunstad, Ph.D., P.E.  
*Director*

**Drinking Water Board**  
Justin Maughan, Chair  
Blake Tullis, Ph.D., Vice-Chair  
Dawn Ramsey  
Kristi Bell  
Corinna Harris  
Shazelle Terry  
Eric Franson, P.E.  
Phil Bondurant, Dr.PH, LEHS  
Tim Davis  
Nathan Lunstad, Ph.D.  
*Executive Secretary*

### DRINKING WATER BOARD MEETING

August 27, 2025, 9:00 AM

Via Zoom Webinar & In Person:

Davis Conference Center

1651 N 700 W

Layton, UT 84041

Nathan Lunstad Cell # 385-239-5974

### MINUTES - FINAL

#### 1. Call to Order

Kristi Bell, Retiring Chair, called the Drinking Water Board (Board, DWB) meeting to order at 9:05 am and passed on her Chair responsibilities to Justin Maughan, Current Chair.

#### 2. Roll Call – Nathan Lunstad

Board Members present at Roll Call: Kristi Bell, Eric Franson, Blake Tullis, Justin Maughan, Corinna Harris, Phil Bondurant, Shazelle Terry, and Tim Davis.

Division of Drinking Water (DDW, Division) Staff Present: Nathan Lunstad, Jessica Fitzgerald, Steph Alpizar, Chris Ledding, Rebecca Springer, Aaron Holloway, Dani Zebelean, Mimi Ujiie, Heather Pattee, Andrea Thurlow, Russell Seeley, Kcris Hunter, Michelle Deras, Kjori Shelley, Michael Grange, Ivan Gaichuk, and Allyson Spevak.

Other Attendees: Dale Pierson, Shannon Rasmussen, Blaine Warrell, Kelly Wilson, Derek Imlay, Dean Larsen, Joe Santos, Troy Horman, Grady Kohler, Dalton Bradshaw, Tom Ward, Chris Bullock, Kay Randall, Craig Giles, Janet Ross, Joe, Bill Scoffield, Parker Vercimak, Kelly Crozier, Jeffrey McCarty, Raleen Gines, Vincent Pao-Borjigin, Justin Atkinson, TJ Bates, Bob Young, Derek Anderson, and Grady Kohler.

#### 3. Approval of Meeting Minutes June 10, 2025

- Kristi Bell moved to approve the Drinking Water Board meeting minutes from June 10, 2025. Corinna Harris seconded. The motion was carried unanimously by the Board.

#### **4. Disclosure for Conflict of Interest**

Phil Bondurant conflict of interest with the Summit County Service Area 3: Extension and the Wanship Mutual Water Company: Additional Funds applicaitons.

#### **5. Directors Report – Nathan Lunstad**

##### **A. Enforcement Report (Board Packet Item Only)**

The Enforcement Report can be found in the Drinking Water Board Packet

##### **B. New Employees: Ivan Gaichuk and Chris Ledding**

Ivan is joining the Drinking Water Source Protection Team and Chris is joining the team as the Division's new Financial Manager.

##### **C. Other**

Nathan Lunstad briefed the Board on several Division updates.

##### Board Members

Nathan thanked Kristi Bell, Eric Franson, and Mayor Dawn Ramsey for their service on the board as their terms come to an end. The Division's nominees for new Drinking Water Board members are moving on to the next step in the process and will hopefully be sworn members by the next board meeting. Nathan thanked Justin Maughan and Blake Tullis for stepping in to replace Kristi Bell and Eric Franson as Chair and Co-Chair respectively.

##### Senate Bill 80

Nathan provided an update on the bill's impact on the Division's budget in response to federal funding cuts. Public forums were held in-person and virtually on August 18 and 21. There will be an official public forum on September 11, 2025. Nathan clarified that Senate Bill 80's fee authority is to cover personnel costs and are separate from the Unified Water Infrastructure Plan.

Justin Maughan asked how the Division has been involved with the Unified Water Infrastructure Plan. Nathan stated that he, Michael Grange, and Russell Seeley have been involved in some discussions.

##### Rule Updates

The Division is working on several rule updates. These updates are currently in the internal phases but the Division will involve stakeholders for input soon.

#### **6. Rural Water Association Report – Dale Pierson**

Dale Pierson, Executive Director for the Rural Water Association of Utah (RWAU), gave a brief overview of the items RWAU has been working on. Dale congratulated Justin on his new position as DWB Chair. He also thanked Kristi Bell and Eric Franson for their time as Chair and Co-Chair respectively. Dale thanked the DWB for their continued attendance at the RWAU conferences. He mentioned the Unified Water Infrastructure Plan and the next steps that will be involved in passing it. Dale mentioned the updates provided in the board packet by the Developmental Specialist, Management Technician, and Appliance Specialist. As Terry and Janelle are retiring, RWAU is working on getting their positions filled.

## **7. Rule 309-305 Proposed Changes - Chris Bowles**

Chris Bowles, Cross Connection Control Program Manager with DDW, discussed that they are seeking approval to move forward with the proposed changes to Rule 309-305. He explained that the rule covers both Cross Connection Certifications: Cross Connection Administrators and Backflow Assembly Testers. The proposed change aligns the rule with current practices and national standards in accordance with OAR formatting. He stated that the proposed changes will not affect public water systems or current certifications.

Kristi Bell asked if there is a secretary and what their role is. Chris explained that the secretary's role would be absorbed by the Cross Connection Control Program Manager title.

Justin Maughan asked for clarification on whether the rule has been changed already or if this is the start of the process. Chris clarified that they are seeking permission from the board to file with OAR to make these proposed changes. Nathan supported this clarification. Justin asked for clarification on whether the Board will have another opportunity to review the proposed changes before filing. Nathan stated that this would be the only opportunity to review the proposed changes.

- Blake Tullis moved to approve the proposed changes to Rule 309-305. Kristi Bell seconded. The motion was carried unanimously by the Board.

## **8. Financial Assistance Committee Report**

### **A. Status Report – Michael Grange**

Michael Grange, State Revolving Fund Program member, DDW Engineering Manager, provided an overview of the Status Report included in the packet. This report covers various financial aspects such as Federal SRF, ARPA, Authorized Projects, Lead Service Line, Emerging Contaminants, and State SRF.

Grange highlighted the current SRF availability, about \$4.6 million of approximately \$73 million in federal grants has been granted so far.

The State SRF availability is at about -\$5.3 million.

Nathan mentioned that Chris Ledding, having extensive experience with cashflow reports, will be able to provide more insight and improvements to help the Board understand the reports better in the coming meetings.



## **B. Cashflow – Michael Grange**

Michael Grange explained that there is an expected cash outlay of approximately \$40 million in FY2026, so the board has about \$33 million to authorize moving forward.

## **C. Project Priority List – Michael Grange**

Michael Grange reported there were two (2) new projects being added to the Project Priority list:

1. Manderfield Town scored 24.2 points. Their project is to replace failing service lines in meters.
2. La Verkin City scored 15 points. Their project is to replace several galvanized service lines as well as lead service lines and meters and mains.

The Financial Assistance Committee recommends the Drinking Water Board approve the updated Project Priority List.

- Kristi Bell moved that the Board approve the updated Project Priority List. Blake Tullis seconded. The motion was carried unanimously by the Board.

Tim Davis, Executive Director of the Department of Environmental Quality, addressed the Board. He expressed his excitement with returning to the Department of Environmental Quality. He discussed what he's been focusing on since being back with the department such as updates to the Department's mission statement and working to support each of the divisions. Tim Davis mentioned four priority areas the Department will be working to improve moving forward; creating a culture of problem solving, building relationships, protecting and improving Utah's air, land, and water, and increasing departmental efficiency.

## **D. SRF Applications**

### **i. State**

#### **a. Neola Water & Sewer - Allyson Spevak**

Representing Neola Water & Sewer; Kelly Crozier Board Chair, Jeffrey McCarty Consulting Engineer, and Raleen Gines District Clerk.

Allyson Spevak presented the Neola Water & Sewer's financial assistance request. Project details can be found in the Drinking Water Board Packet.

### Board Discussion

Raleen Gines expressed that this is an emergency and is asking the Board for a 70-30 split on the loan as they need to stay under \$20,000 of spending per year.

Kristi Bell asked what the reasoning was behind choosing option 3. Gines expressed that they have not met with the Community Impact Board yet and don't know what terms they would offer.

Blake Tullis asked if the difference in amounts for options 3 and 5 significantly impact their ability to pay back the loan or not. Gines responded that it does impact their ability to pay back the loan. He mentioned that the water bill has been increasing by \$10 every month to be able to pay back the loan. Kelly Crozier elaborated that the yearly difference in repayment cost would be over \$7,000 which is substantial for their community.

Justin Maughan and Blake Tullis suggested they return at the next Board meeting when they've met with the Community Impact Board. Justin mentioned that in the FAC meeting, it was assumed that it was already partially funded by the Community Impact Board. Nathan stated when the next Board meeting is to take place.

- Kristi Bell moved that the Board table Neola Water & Sewer's application until the next board meeting. Corinna Harris seconded. The motion was carried unanimously by the Board.

#### **b. Eastland Special Service District - Michael Grange**

Representing Eastland Special Service District was Janet Ross Board Chair and Kay Randall Treasurer.

Michael Grange presented the Eastland Special Service District's financial assistance request. Project details can be found in the Drinking Water Board Packet.

- Kristi Bell moved that the Board authorize a construction grant of \$8,000 to Eastland SSD to update its well house electrical system to accept an emergency backup generator. Corinna Harris seconded. The motion was carried unanimously by the Board.

### **ii. Federal**

#### **a. La Verkin City Water System - Andrea Thurlow**

Representing La Verkin City Water System was Mayor Kelly Wilson, Derek Imlay Public Works Director of Operations, and Blaine Warrell Sunrise Engineering Consultant.

Andrea Thurlow presented the La Verkin City Water System's financial assistance request. Project details can be found in the Drinking Water Board Packet. Andrea mentioned that the packet item has a typo. The correct information can be seen below in the board vote.

#### **Board Discussion**

Mayor Wilson explained that they tested for lead and copper and as a result it was their understanding that they would receive 100% of the grant money to replace the galvanized service lines.

Kristi Bell asked Andrea to repeat the loan amount. Andrea clarified the amounts being requested. Blake Tullis asked Mayor Wilson to repeat his comments. Mayor Wilson explained that they received grant money to identify the lead and copper in their community and they were under the impression that they would then receive grant money to repair the lines that are feeding the

affected communities. The current lines were placed by UDOT and are 18 feet underground, posing a great challenge for their community budget. Fixing one leak typically costs the entirety of their annual budget. If it is a 50% loan instead of a full grant, it will result in a \$71,000 annual repayment each year, which they did not budget for. Justin asked if the water bill in the packet is before or after the loan repayment. Andrea clarified that they are already charging enough to repay the loan, and it would go down if this request is approved. Michael Grange clarified that their current water bill is enough to repay existing loans and this proposed financial assistance back.

Justin Maughan suggested that it would be helpful to know what their other projects are in the FAC meetings in the future and suggested tabling this until the next Board meeting. Mayor Wilson stated that their other projects cost about \$4.5 million and their current water bill rates reflect the repayment costs for those projects. Justin asked if those other projects are already funded. Mayor Wilson and Blaine Warrell clarified that their current water bill rate allows the water system to pay for their other projects without having to go into any debt. Justin asked for clarification that a part of the projects is already being covered and the rest is being asked for by the Board. Warrell confirmed that this is correct.

Justin Maughan asked Michael Grange for insight as to if the Board were to approve this application today, could the Board revisit the terms and change them in the future. Grange mentioned that with this authorization today, any amount that they are approved of, then comes into consideration for any future applications as a separate application. Mayor Wilson proposed changing the application to 70% grant and 30% loan for 25 years at 0% would result in a \$26,000 annual payment, which they could manage while also working on other projects. Wilson mentioned that their current rates should provide them the funding to repay all of the projects they need to complete. Justin suggests tabling the application until more information is gathered.

Corinna Harris asked if they researched other sources of funding. Blaine Warrell stated that they were advised to ask the Board for funding first before searching for other funding. Justin Maughan suggested approving a 50/50 split or tabling the application until the next Board meeting. He also advised that asking for multiple loans over time might not be to the benefit of the water system. Nathan Lunstad mentioned that with the uncertainty of federal funding, they should take the available funding now and consider other projects at a future date.

Mayor Wilson asked if they agree to the 50/50 split, would they have time to ask their council for approval before being locked into the agreement. Michael Grange stated that if the water system's council did not approve the agreement with the board, the water system could return at a future board meeting and ask the board to deauthorize this package and try to find a compromise that the council would approve via a new application packet.

- Blake Tullis moved that the Board authorize a construction loan of \$2,228,000 with \$1,114,000 in principal forgiveness to La Verkin City Water System, for a repayable loan amount of \$1,114,000 at 2.5% Hardship Grant Assessment fee for 20 years. Corinna Harris seconded. The motion was carried unanimously by the Board.

**b. Manderfield Town - Michael Grange**

Representing Manderfield Town was Dalton Bradshaw, Operator and Parker Vercimak, Consulting Engineer.

Michael Grange presented Manderfield Town's financial assistant request. Project details can be found in the Drinking Water Board Packet. Michael Grange advised the Board that the table in the packet item has some errors.

#### Board Discussion

Dalton Bradshaw explained that they are revisiting an application that they had put forward last year with the intention of focusing on immediate needs such as replacing service lines, including backflow, and meters. Parker Vercimak mentioned that while the packet item is titled, "Manderfield Town," the recipient of the loan would be "Manderfield Culinary Water Company," as Manderfield Town is not an existing entity.

Kristi Bell asked if the residents are aware of the \$20 jump on their water bill. Bradshaw stated that the residents are aware that they are working on upgrades and ask the board to have the opportunity to be sure everyone in the community agrees with the terms of the loan. Vercimak stated that the community is in need of getting on a more modern set-up so they can bill monthly instead of in good weather only and that the backflow prevention devices are also important.

- Kristi Bell moved that the Board authorize a construction loan of \$99,500 at 0% interest for 30 years with \$29,500 in principal forgiveness, for a repayable loan amount of \$70,000 to Manderfield Town. Conditions include that they resolve all points on their IPS report. Blake Tullis seconded. The motion was carried unanimously by the Board.

#### **c. Summit County Service Area 3: Extension - Allyson Spevak**

Representing Summit County Service Area 3: Extension was Vincent Pao-Borjigin, Operations Manager, Chris Bullock, and Joe Santos, Engineering Consultant.

Allyson Spevak presented the Summit County Service Area 3: Extension financial assistant request. Project details can be found in the Drinking Water Board Packet.

#### Board Discussion

None.

- Kristi Bell moved that the Board authorize authorize a one-year extension to Summit County Service Area #3. Blake Tullis seconded. The motion was carried unanimously by the Board. With an abstention by Philip Bondurant due to a conflict of interest.

#### **d. Cannonville Town: Additional Funds - Michael Grange**

Representing Cannonville Town: Additional Funds was Bill Scoffield, Mayor and Justin Atkinson, Consulting Engineer.

Michael Grange presented the Cannonville Town: Additional Funds financial assistance request. Project details can be found in the Drinking Water Board Packet.

### Board Discussion

Bill Scoffield, Mayor of Cannonville, explains that the funding for construction would allow them to automate their system. Kristi Bell asks if they are in the process of hiring a new Cross Connection person or if the IPS points are being worked on. Mayor Scoffield stated he is not aware of any IPS points related to Cross Connection that need to be resolved. Justin Atkinson, consulting engineer, stated that he is also not aware of any IPS points that need to be resolved. Grange suggested that staff will connect with Cannonville to be sure any IPS points are resolved.

- Kristi Bell moved that the Board authorize authorize a construction grant of up to \$50,000 to Cannonville Town with the condition that Cannonville resolves their IPS points. Phil Bondurant seconded. The motion was carried unanimously by the Board.

### **e. Wanship Mutual Water Company: Additional Funds - Kjori Shelley**

Representing Wanship Mutual Water Company was Bob Young, President, Derek Anderson, Consulting Engineer, Grady Kohler, Troy Horman, and TJ Bates, Board of Directors for Wanship Mutual Water Company.

Kjori Shelley presented the Wanship Mutual Water Company financial assistance request. Project details can be found in the Drinking Water Board Packet.

### Board Discussion

TJ Bates explained that as the system is 70 years old, there are a lot of replacements and maintenance needed. The current system does not allow for new connections to be added. The current capacity does not allow for additional fire safety requirements to be met if the community were to grow. The Wanship Cottages have had a 700% increase in water rates due to their need to update their systems. This grant would allow them to be more financially independent. Bates clarified that the Wanship community has a lower average income compared to Park City and their income survey for the CBDG did not qualify them for a grant at this time. They plan to do another survey in the future to reapply. He expressed that adding Wanship to their system would increase the financial burden on their community if they were to update the system without additional funding but would decrease the amount of small independent water systems. Bates elaborated that bringing the Wanship Cottages onto their water system would bring their total users to over 100 and would allow them to implement impact fees.

Blake Tullis asked for clarification on whether they were one person short of qualifying for the CBDG grant. Bates clarified that at the time of their income survey, they did not have enough people to qualify. Tullis asked for clarification on whether adding Wanship Cottages to their water system would qualify them for the CBDG grant or not. Bates explained that at this point they would not be able to get a new income survey in time for this round but plan to apply for the CBDG grant again in the future.

Tullis asked if the replacements are to make them compatible with their system or because they need to be updated. Derek Anderson responded that the replacements are needed because they are out of date. Bates elaborated that their current distribution lines are 4 inches and they have no fire suppression abilities or meters on their lines. Tullis asked what the increase to the water bill would be. Bates stated that it is \$87 per month and would double without the additional funds.

Justin Maughan asked for Nathan Lunstad and Michael Grange's input on whether this application should be tabled when Wanship Mutual Water Company has more information. Grange explained that DDW staff could evaluate the results of the CBDG income survey and could re-evaluate for the October or November DWB Meetings. Bates explained that they've been working on this project for five years and this spring they became aware of the Wanship Cottages situation. They would prefer to not postpone so they can complete the project. Bates is not aware if CBDG could provide the income survey results and it would take months to complete another survey. Tullis stated that the Board can only make a decision based on the information that they have and the current information does not allow them to make adjustments. Bates asked if they're able to agree upon something at this time and present a new application in the future if any adjustments are needed. Nathan Lunstad expressed that it is in the interest of the Division to help water systems consolidate. Justin Maughan asked for confirmation that Wanship Mutual Water Company will implement impact fees as soon as they're able to.

Philip Bondurant asked for clarification on why this was reviewed by staff but not the Financial Review Committee. Grange explained that typically for additional funds requests, they do not present to the Financial Review Committee.

- Blake Tullis moved that the Board authorize authorize an additional \$2,358,310 to the previous authorized construction loan for a new loan total of \$6,165,000 with \$1,850,000 in principal forgiveness to Wanship Mutual Water Company, for a repayable loan amount of \$4,315,000 at 0% interest for 40 years. Additionally, the previously authorized advance of \$335,000 from principal forgiveness, for planning and engineering design, remains unchanged. Conditions include that they resolve all points on their IPS reports. Corinna Harris seconded. The motion was carried unanimously by the Board. With an abstention by Philip Bondurant due to a conflict of interest.

## **9. Public Comment Period**

None.

## **10. Open Board Discussion**

## **11. Other**

## **12. Next Board Meeting**

Date: October 1, 2025  
Time: 1:00 - 4:00pm  
Place: Uintah Conference Center, Paradise Room  
1651 N 700 W,  
Layton, UT 84041

13. Adjourn

- Philip Bondurant moved to adjourn the meeting. Kristi Bell seconded. The motion was carried unanimously by the Board.

The Meeting adjourned at 11:15am

Agenda Item

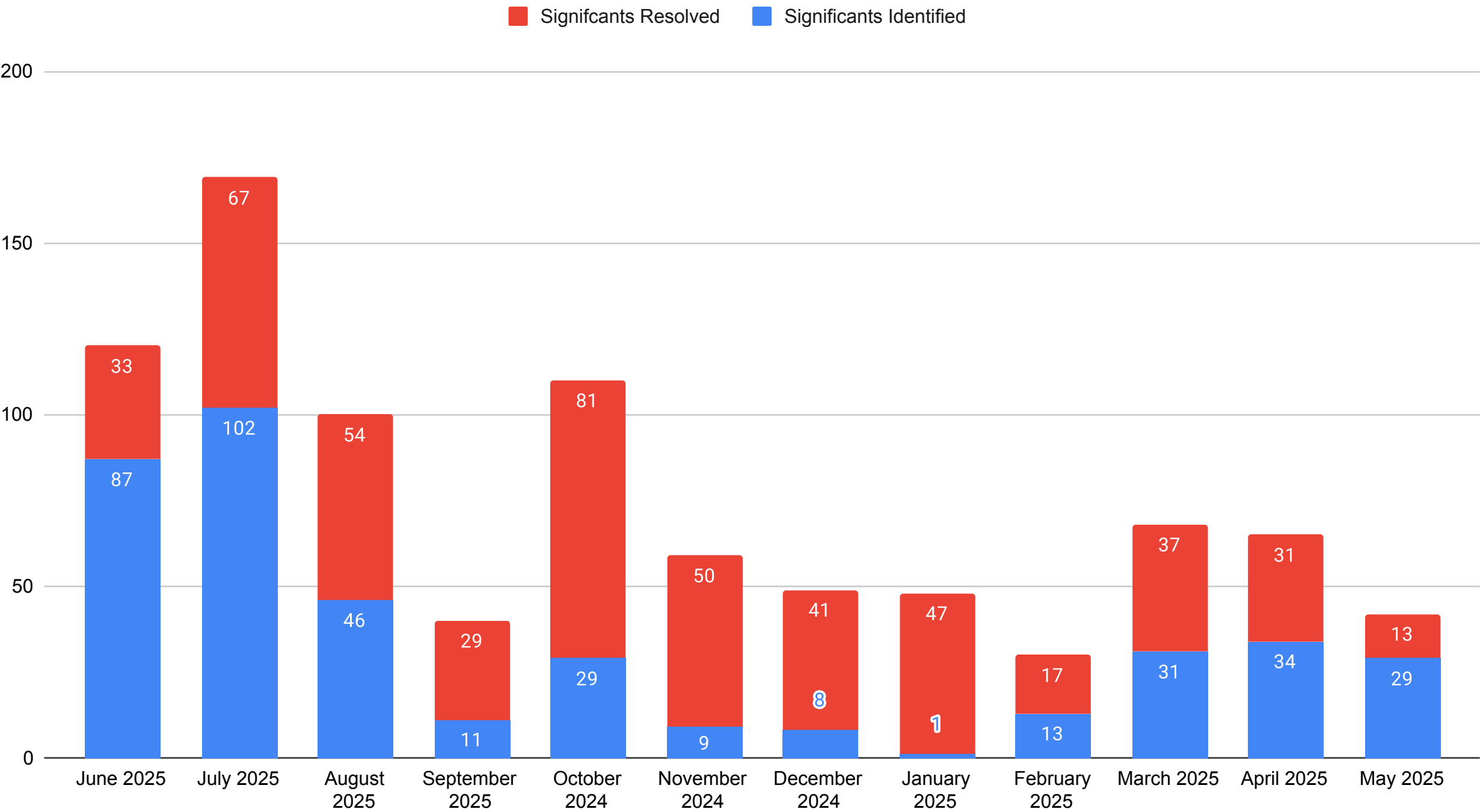
5(A)



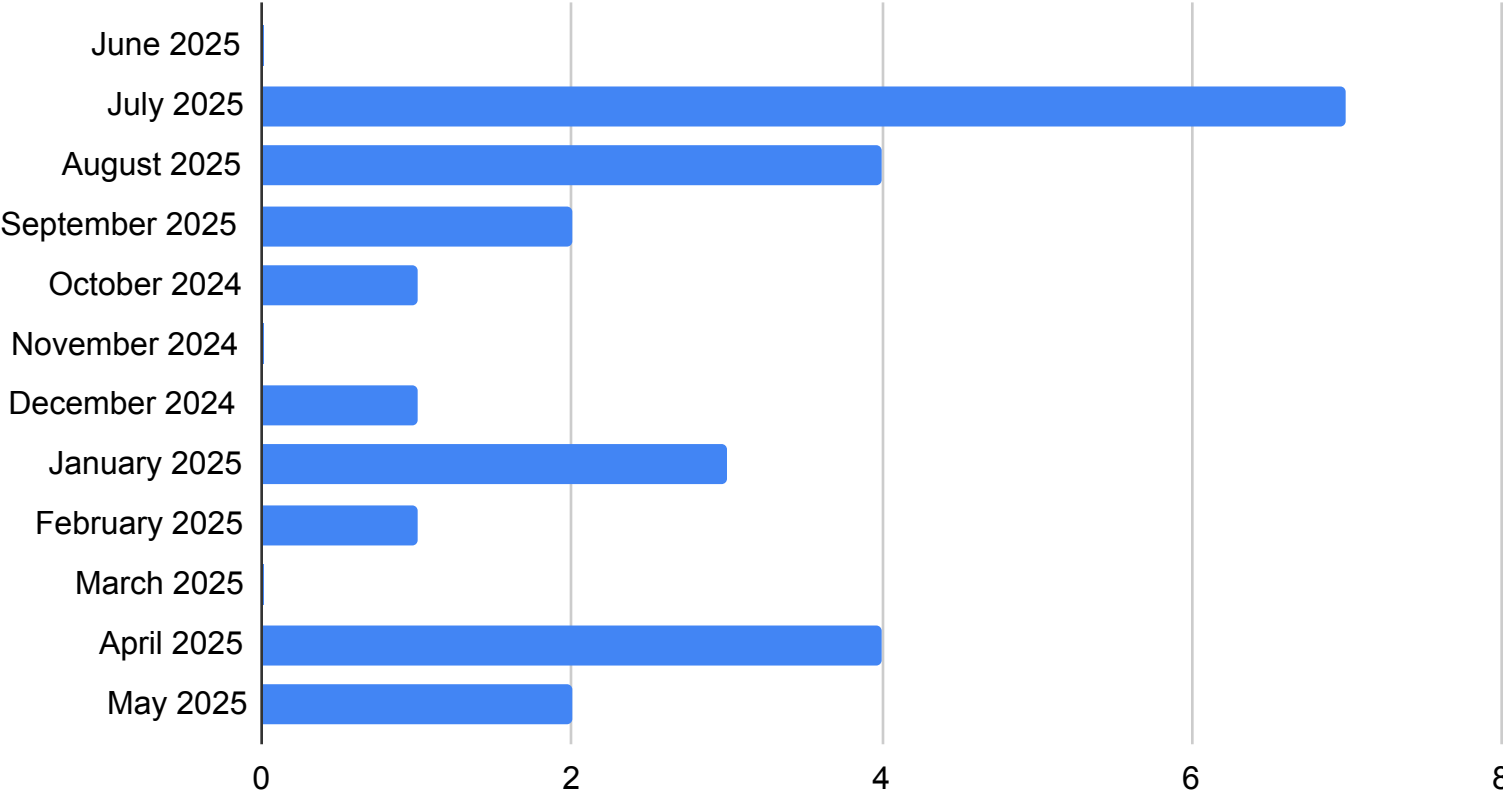
## Board Report As of September 18, 2025

PWS ID	PWS Name	PWS Type	Pop Served	IPS Pts	Rating	Rating Date
Corrective Action Systems						
UTAH22114	BULL MOOSE WATERWORKS	Transient Non-Community	136	365	Corrective Action	01/02/2024
UTAH09001	ANTIMONY TOWN WATER SYSTEM	Community	135	200	Corrective Action	06/25/2025
UTAH29092	COLE CANYON WATER COMPANY	Community	39	345	Corrective Action	10/17/2023
UTAH10012	DAY STAR ADVENTIST ACADEMY	Community	35	220	Corrective Action	04/24/2025
UTAH14051	DESERET - OASIS SSD	Community	490	95	Corrective Action	01/03/2024
UTAH22004	FRANCIS TOWN WATER SYSTEM	Community	1700	0	Corrective Action	03/07/2025
UTAH29053	GREEN HILLS COUNTRY ESTATES	Community	237	540	Corrective Action	01/02/2024
UTAH18055	MT HAVEN OWNERS ASSOCIATION	Transient Non-Community	85	25	Corrective Action	04/12/2023
UTAH26043	OAK HAVEN WATER COMPANY	Community	388	545	Corrective Action	05/08/2025
UTAH08034	PACIFICORP HUNTINGTON PLANT	Non-Transient	175	405	Corrective Action	04/24/2023
UTAH22080	PINES RANCH	Transient Non-Community	100	60	Corrective Action	04/11/2024
UTAH07067	SOUTH DUCHESNE CULINARY WATER	Community	286	90	Corrective Action	05/25/2022
Not Approved Systems						
UTAH25009	CEDAR FORT WATER SYSTEM	Community	400	120	Not Approved	04/29/2025
UTAH09024	ASPEN COVE RESORT	Transient Non-Community	68	1000	Not Approved	07/12/2024
UTAH11099	FOOTHILL WATER USERS ASSOCIATION	Community	28	870	Not Approved	03/27/2023
UTAH03086	HIGH CREEK WATER CO	Community	120	90	Not Approved	07/21/2025
UTAH25184	BATEMANS MOSIDA FARMS	Community	90	975	Not Approved	10/30/2023
UTAH12041	LAKESIDE	Transient Non-Community	60	70	Not Approved	09/23/2024
UTAH07063	RED CREEK RANCHES	Community	47	30	Not Approved	10/31/2019
UTAH25077	RIVERBEND GROVE INC	Transient Non-Community	25	340	Not Approved	02/10/2021

# Significants Identified and Signifcants Resolved



# New Systems Activated



# Agenda Item

6

# HOLIDAY HILLS SPECIAL DISTRICT

Curt Ludvigson (RWAU) assisted Holiday Hills, a small private water company in southern Utah County. The company needed financial assistance for system improvements but could not secure loans as a private entity.

Curt did the following:

- Recommended a transition to a special service district to qualify for funding via revenue bonds.
- Guided board and members through public hearings and the approval process.
- Coordinated with Utah County Commission, attorney, and planning & zoning.

Result: Utah County Commission approved the establishment of the Holiday Hills Special Service District, enabling access to critical funding.





# ROCKVILLE PIPELINE CO

## PROJECT FUNDING

1. Following a request for assistance through RWAU website, Janell met with concerned citizen, Sofia Opmanus and coordinated assistance request with Board President, Robert Snyder.
  - Sunrise Engineering is currently preparing study for treatment solutions of radium level exceedance.
2. Janell recently completed DDW SRF funding application for new AML system to begin system improvements, save labor costs, and monitor water usage more efficiently.



Janell Braithwaite & Sofia Opmanus

# RESOLUTION OF CAMP WAPITI DEFICIENCY POINTS:

Resolution of Camp Wapiti deficiency points:

After working with Justin Muir via emails and phone calls over the course of a few weeks, Terry set up an online meeting on the evening of September 9<sup>th</sup> & met with Justin, Shelley, and Eric to go over the system deficiencies and explain the steps needed to resolve them.

Since that time, the reports have been submitted (seasonal opening, operating period/missed TC sample, quarterly chlorine residuals) and the managers have been taught how to complete the reports.

Now that the managers have an understanding of how to do these reports, deficiency points related to these should be a thing of the past.



Agenda Item

7(A)



# DIVISION OF DRINKING WATER

## FEDERAL SRF FUNDS

### FY26 Year-End Projection

CURRENT YEAR FUNDING		
<b>Current Funding</b>		
Fund 5210 (Fed SRF) Cash	\$ 73,213,415	
Fund 5215 (Fed Hardship) Cash	3,912,579	
<b>New Funding (estimate)</b>		
2023 Fed Supplemental grant & State Match	7,865,914	
2024 Fed Base & Supplemental Grants & State Match	26,733,000	
Interest Earnings (cash on-hand)	2,313,780	# Loans
Loan Principal Payments	9,315,502	143
Interest on Loans	2,118,517	
Hardship & Technical Assistance Fees	502,071	
TOTAL Funding		\$ 125,974,779
PROJECT PAYOUTS (estimated)		# Projects
SRF Fund 5210	\$ (22,941,149)	28
Hardship Fund 5215	(564,000)	25
TOTAL Spending		\$ (23,505,149)
Projected Balance (6/30/26)		<u>\$ 102,469,630</u>
FIVE-YEAR FORECAST		
Loan Repayments (Prin. & Int.)	\$ 66,790,951	
Existing Projects (5210)	(130,881,610)	
Existing Projects (5215)	(200,000)	
Proposed SRF (5210)	(1,270,000)	
Proposed Hardship (5215)	-	
TOTAL Future Commitments		\$ (65,560,659)
NET RESULT (available to commit)*		<u><u>\$ 36,908,971</u></u>

*\*Assumes no new Fed grants in future years (refer to Cash Flow for details)*

# DIVISION OF DRINKING WATER - FEDERAL SRF

Commitments (as of Aug 31, 2025)

			Fund 5210	Fund 5215	Left to Pay Out
PUBLIC WATER SYSTEM	Proj #	Awarded	Total	Total	
PROJECTS AUTHORIZED (contract not executed)					
Alton Town	3F2207	10/30/24		\$ 49,400	\$ 49,400
Angell Springs SSD	3F2801	11/12/24	\$ 1,445,859		\$ 1,445,859
Ballard WID	3F1896	8/31/22	\$ 6,650,000		\$ 6,650,000
Ballard (design advance + test well)	3F1896	11/7/23	\$ 450,000		\$ 450,000
Central Iron County WCD	3F2966P	11/22/24	\$ 40,000		\$ 40,000
Daniel MHP dba Wasatch Mobile Home F	3F2834	11/12/24		\$ 464,000	\$ 464,000
Elberta Water Company	3F2471	8/28/24	\$ 817,000		\$ 817,000
Foothill Water Users Assoc	3F2006		\$ 1,221,554		\$ 1,221,554
Fremont Waterworks Company	3F2016	8/30/23	\$ 1,425,000		\$ 1,425,000
Hi-Country Estates	3F2240P	7/15/24		\$ 78,000	\$ 78,000
Holiday Hills HOA	3F2025	11/7/23	\$ 250,000		\$ 250,000
Holiday Hills (additional funding)	3F2025	4/30/24	\$ 605,830		\$ 605,830
Irontown	3F3033	1/7/25	\$ 883,000		\$ 883,000
KCWCD Johnson Canyon	3F3299	6/10/25	\$ 3,059,000		\$ 3,059,000
La Verkin City Water System	3F3560	8/27/25	\$ 2,228,000		\$ 2,228,000
Manderfield Town	3F3033	8/27/25	\$ 99,500		\$ 99,500
Mutton Hollow	3F2438	8/28/24	\$ 1,300,000		\$ 1,300,000
Paragonah Town	3F1913	5/16/23	\$ 7,300,000		\$ 7,300,000
Parowan Town	3F3297	6/10/25	\$ 10,750,000		\$ 10,750,000
Price Municipal	3F3329	6/10/25	\$ 15,197,000		\$ 15,197,000
Salt Lake City DPU	3F2028	4/11/24	\$ 10,175,000		\$ 10,175,000
San Juan County - NTUA Westwater #?	3F1821P	1/11/22	\$ 457,000		\$ 457,000
San Juan County La Sal	3F1871P	6/7/22	\$ 60,000		\$ 60,000
Sigurd Town Water System	3F2867	11/12/24	\$ 1,460,000		\$ 1,460,000
Summit Service Area #3	3F2075	5/24/24	\$ 3,302,414		\$ 3,302,414
Summit County Service Area #3 (Add \$)	3F2075	6/25/24	\$ 3,469,000		\$ 3,469,000
Wanship Mutual Water Co.	3F2108	6/25/24	\$ 3,806,690		\$ 3,806,690
Whispering Pines Water Company	3F2504P	11/22/24	\$ 99,400		\$ 99,400
Virgin Town	3F1909	5/16/23	\$ 3,070,489		\$ 3,070,489
			\$ 79,621,736	\$ 591,400	\$ 80,213,136

<b>PROJECTS UNDER-CONSTRUCTION</b>					
BEAVER CITY	3F2603		\$ 2,652,620		\$ 2,532,620
Big Plains Water SSD	3F2032	2/29/24	\$ 3,370,000		\$ 1,370,000
Brian Head	3F1861		\$ 903,934		\$ 831,418
Brian Head	3F1910	5/16/23	\$ 5,483,748		\$ 2,175,000
Cobbles Condo	3F3428P		\$ 43,000		\$ 43,000
Cornish Town	3F1812		\$ 1,504,922		\$ 837,922
Green Hills EC	3F1930E	12/27/23	\$ 1,449,000		\$ 400,000
Green River	3F1925E		\$ 2,045,000		\$ 1,200,000
Hanna	3F1883	8/31/22	\$ 3,808,838		\$ 1,920,000
Henefer	3F1843	5/16/23	\$ 3,200,000		\$ 1,618,000
High Valley Water Company	3F1835,		\$ 4,781,668		\$ 1,400,000
	3F2636				

High Valley Water Company	3F3263P			\$ 94,600	\$ 94,600
Holden	3F1847		\$ 8,691,000		\$ 8,291,000
Hyde Park City	3F1744		\$ 5,000,000		\$ 1,957,836
Johnson WID	3F1862	7/21/22	\$ 2,352,000		\$ 1,500,000
Johnson Water District	3F3461P			\$ 73,000	\$ 73,000
Leeds Domestic Users Assn	3F1892	8/31/22	\$ 7,792,500		\$ 5,400,000
Levan	3F1856		\$ 2,866,000		\$ 1,433,050
Ogden City	3F1908	1/10/23	\$ 34,370,000		\$ 34,320,000
Old Meadows	3F3264P		\$ 40,000		\$ 40,000
Ouray Park	3F3429P		\$ 88,000		\$ 88,000
South Duchesne	3F1879A	7/21/22	\$ 482,000		\$ 200,000
Spring City	3F1926	5/16/23	\$ 6,198,000		\$ 1,800,000
Timber Lakes Water SSD	3F1877		\$ 3,263,000		\$ 2,163,000
Tridell Lapointe	3F3527P		\$ 51,000		\$ 51,000
Ukon Water Co	3F3659P		\$ 10,177		\$ 10,177
Upper Whittemore	3F1900		\$ 1,219,000		\$ 1,119,000
Wallsburg Town	3F1889	8/31/22	\$ 6,933,000		\$ 1,500,000
			<b>\$ 108,598,407</b>	<b>\$ 167,600</b>	<b>\$ 74,368,623</b>

PROPOSED PROJECTS		
	5210	5215
High Country Estates	\$ 1,270,000	\$ -
	<b>\$ 1,270,000</b>	<b>\$ -</b>

DW FED SRF  
CASH FLOW FORECAST

FUND	State FY (June-July)					
	2026	2027	2028	2029	2030	2030
<b>Fed SRF FUND (5210) LESS ARPA, EC, LSL</b>						
<b>Current Funds</b>						
Fund 5210 Beg Cash Balance	\$ 73,213,415	\$ 96,787,007	\$ 78,172,048	\$ 48,066,079	\$ 21,544,689	\$ 15,948,647
Interest - cash on-hand	2,196,402	1,935,740	1,563,441	961,322	430,894	318,973
Loan repayment - principal	8,913,053	9,091,314	9,273,140	9,458,603	9,647,775	9,840,730
Loan repayment - Interest	806,372	822,500	838,950	855,729	872,843	890,300
<b>Available Funds (awarded, not drawn)</b>						
FY23 Supplemental not drawn	7,865,914	-	-	-	-	-
FY24 Supplemental not drawn	21,605,900	-	-	-	-	-
Base Grant 2024 not disbursed	5,127,100	-	-	-	-	-
<b>Potential Funding (applications submitted)</b>						
Base Grant (GY25-26)	-		-	-	-	-
BIL Supplemntal Grants 2025-26	-		-	-	-	-
State Match (20% Base, BIL Supp)	-	-	-	-	-	-
<b>5210 Available</b>	<b>119,728,156</b>	<b>108,636,561</b>	<b>89,847,579</b>	<b>59,341,732</b>	<b>32,496,201</b>	<b>26,998,651</b>
<b>SET-ASIDES</b>	-	-	-	-	-	-
<b>PROJECTS UNDER CONSTRUCTION</b>						
BEAVER CITY - 3F2603	(600,000)	(750,000)	(750,000)	(432,620)		
Big Plains & WCWCD - 3F2032	(1,370,000)	-	-	-	-	-
Brian Head - 3F1861A	(600,000)	(231,418)	-	-	-	-
Brian Head - 3F1910	(2,175,000)	-	-	-	-	-
Cobbles Condo - 3F3428P	(43,000)	-	-	-	-	-
Cornish - #3F1812	(337,922)	(500,000)	-	-	-	-
Green Hills - 3F1930E (SRF)	-	(400,000)				
Green River - #3F1925E (SRF)	(1,000,000)	(200,000)				
Hanna - #3F1883	(1,500,000)	(420,000)	-	-	-	-
Henefer - #3F1843	(1,618,000)	-	-	-	-	-
High Valley - 3F1835,3F2636	(600,000)	(600,000)	(200,000)	-	-	-
Holden Town - 3F1847	(400,000)	(750,000)	(1,000,000)	(1,250,000)	(2,000,000)	(2,891,000)
Hyde Park - 3F1744	(1,000,000)	(957,836)	-	-	-	-
Johnson WID - #3F1862	(1,000,000)	(500,000)	-	-	-	-
Leeds DWUA - 3F1892	(1,000,000)	(1,000,000)	(1,000,000)	(1,000,000)	(1,000,000)	(400,000)

DW FED SRF  
CASH FLOW FORECAST

Levan - 3F1856	(1,433,050)	-	-	-	-	-
Ogden - 3F1908	(1,000,000)	(5,000,000)	(10,000,000)	(10,000,000)	(8,320,000)	-
Old Meadows - 3F3264P	(40,000)	-	-	-	-	-
Ouray Park - 3F3429P	(88,000)	-	-	-	-	-
South Duchesne - 3F1879A	(200,000)	-	-	-	-	-
Spring City - 3F1926	(1,800,000)	-	-	-	-	-
Timber Lakes 3F1877	(800,000)	(900,000)	(463,000)	-	-	-
Tridell Lapointe - 3F3527P	(51,000)	-	-	-	-	-
Ukon Water Co - 3F3659P	(10,177)	-	-	-	-	-
Upper Whittemore - 3F1900	(400,000)	(400,000)	(319,000)	-	-	-
Wallsburg Town - 3F1889	(1,000,000)	(500,000)	-	-	-	-
<b>AUTHORIZATIONS (not yet executed)</b>						
Angell Springs SSD - 3F2801	-	(445,859)	(1,000,000)	-	-	-
Ballard WID - 3F1896	(450,000)	(1,150,000)	(1,500,000)	(1,500,000)	(1,500,000)	(1,000,000)
Central Iron County - 3F2966P	(40,000)	-	-	-	-	-
Elberta Water Company - 3F2471	(150,000)	(250,000)	(250,000)	(167,000)	-	-
Foothill Water Users Assoc - 3F2006	(150,000)	(300,000)	(300,000)	(300,000)	(171,554)	-
Fremont Waterworks Company - 3F2016	(125,000)	(650,000)	(650,000)	-	-	-
Holiday Hills HOA - 3F2025	-	(250,000)	(300,000)	(305,830)	-	-
Irontown - 3F3033	-	(250,000)	(300,000)	(333,000)	-	-
KCWCD Johnson Canyon - 3F3299	-	(750,000)	(825,000)	(875,000)	(609,000)	-
La Verkin - 3F3560	-	(500,000)	(1,000,000)	(728,000)	-	-
Manderfield Town - 3F3033	-	(50,000)	(49,500)	-	-	-
Mutton Hollow - 3F2438	(300,000)	(500,000)	(500,000)	-	-	-
Paragonah Town - 3F1913	(300,000)	(1,000,000)	(3,000,000)	(3,000,000)	-	-
Parowan Town - 3F3297	-	(2,000,000)	(4,000,000)	(4,000,000)	(750,000)	-
Price Municipal - 3F3329	-	(3,000,000)	(4,500,000)	(5,500,000)	(2,197,000)	-
Salt Lake City DPU - 3F2028	(500,000)	(2,000,000)	(3,725,000)	(3,950,000)	-	-
San Juan County - NTUA Westwater -3F1821P	-	(150,000)	(150,000)	(157,000)	-	-
San Juan County La Sal - 3F1871P	-	(60,000)	-	-	-	-
Sigurd Town Water System - 3F2867	(210,000)	(500,000)	(500,000)	(250,000)	-	-
Summit Service Area #3 - 3F2075	(200,000)	(1,000,000)	(3,000,000)	(2,571,414)	-	-
Wanship Mutual Water Co. - 3F2108	(200,000)	(1,250,000)	(1,250,000)	(1,106,690)	-	-

DW FED SRF  
CASH FLOW FORECAST

Whispering Pines - 3F2504P	(50,000)	(49,400)	-	-	-	-
Virgin Town - 3F1909	(200,000)	(1,250,000)	(1,250,000)	(370,489)	-	-
New authorizations						
<b>5210 Outflow</b>	<b>(22,941,149)</b>	<b>(30,464,513)</b>	<b>(41,781,500)</b>	<b>(37,797,043)</b>	<b>(16,547,554)</b>	<b>(4,291,000)</b>
<b>5210 FY-End Balance</b>	<b>\$ 96,787,007</b>	<b>\$ 78,172,048</b>	<b>\$ 48,066,079</b>	<b>\$ 21,544,689</b>	<b>\$ 15,948,647</b>	<b>\$ 22,707,651</b>

**FEDERAL Hardship (5215) less ARPA**

<b>Current Funding</b>						
Fund 5215 Beg Cash Balance	\$ 3,912,579	\$ 5,682,622	\$ 7,367,695	\$ 9,303,320	\$ 11,297,014	\$ 13,350,519
Interest - cash on-hand	117,377	170,479	221,031	279,100	338,910	400,516
Loan repayment - principal	402,449	402,449	402,449	402,449	402,449	402,449
Loan repayment - Interest	1,312,145	1,312,145	1,312,145	1,312,145	1,312,145	1,312,145
Hardship & Tech Support Fees	502,071	-	-	-	-	-
<b>Available Funds (awarded, not drawn)</b>						
	-	-	-	-	-	-
<b>5215 Available</b>	<b>6,246,622</b>	<b>7,567,695</b>	<b>9,303,320</b>	<b>11,297,014</b>	<b>13,350,519</b>	<b>15,465,629</b>
<b>PROJECTS UNDER CONSTRUCTION (Hardship)</b>						
High Valley Water - 3F3263P	(99,600)	-	-	-	-	-
Johnson Water District - 3F3461P	(73,000)	-	-	-	-	-
<b>AUTHORIZATIONS (not yet executed)</b>						
Alton Town - 3F2207	(49,400)	-	-	-	-	-
Daniel (Wasatch Mobile Home) - 3F2834	(264,000)	(200,000)	-	-	-	-
Hi-Country Estates - 3F2240P	(78,000)	-	-	-	-	-
New authorizations						
<b>5215 Outflow</b>	<b>(564,000)</b>	<b>(200,000)</b>	<b>-</b>	<b>-</b>	<b>-</b>	<b>-</b>
<b>5215 FY-End Balance</b>	<b>\$ 5,682,622</b>	<b>\$ 7,367,695</b>	<b>\$ 9,303,320</b>	<b>\$ 11,297,014</b>	<b>\$ 13,350,519</b>	<b>\$ 15,465,629</b>

**DIVISION OF DRINKING WATER**  
**FED - ARPA (Fund 5215)**  
FY26 Year-End Projection

AVAILABLE FUNDING*	
FY21 ARPA Appropriation	\$ 25,000,000
FY22 ARPA Appropriation	21,500,000
Lead-free School reallocation (Dec 2024)	1,191,255
Lead-free School reallocation (Aug 2025)	250,000
<b>TOTAL Funding*</b>	<b>\$ 47,941,255</b>

PROJECT PAYOUTS		
Prior year use of funds	\$ 39,287,519	# Projects
Approved, not closed	-	0
Approved, under construction	3,372,412	28
<b>TOTAL Spending</b>	<b>\$ (42,659,931)</b>	

PROJECTED BALANCE (6/30/26) \$ 5,281,324

FUTURE PAYOUTS	
Existing Projects, future year needs	\$ 5,548,494
Proposed Project(s):	-
<b>TOTAL Future Commitments</b>	<b>\$ (5,548,494)</b>

**NET RESULT (available to commit)\* \$ (267,170)**

*\*Funding is available ONLY after spending occurs. Funding cannot be carried into future years*

**DIVISION OF DRINKING WATER**  
**FED - ARPA (Fund 5215)**  
**Commitments (as of Aug 31, 2025)**

PUBLIC WATER SYSTEM	Proj #	Awarded	Total	Left to Pay Out
<b>PROJECTS AUTHORIZED (contract not executed)</b>				

\$ - \$ -

<b>PROJECTS UNDER-CONSTRUCTION</b>				
Antimony Town	3S3131A	Dec-24	\$ 140,000	\$ -
Austin SSD	3S1803A	Jul-24	2,269,000	-
Axtell Community Service Dist	3F1845A	Oct-22	3,255,110	3,125,110
Bicknell SSD	3F2019A	Mar-24	100,000	-
Blanding - West Water Community	3F1897A	Aug-22	3,500,000	500,000
Brian Head Town	3F1861A	Jul-24	507,870	-
Cannonville (additional \$)	3F1838A	Jul-22	2,360,676	50,000
Cedarview Montwell SSD	3S1869A	Oct-24	3,500,000	3,324,000
Church Wells SSD	3F1824A	Apr-22	2,252,000	-
Circleville Town	3S1825A	Jul-22	3,500,000	-
Daggett Co - Dutch John	3F1857A	Nov-23	3,500,000	-
Echo Mutual Water	3F1907A	Feb-23	40,000	-
Escalante	3F1860A	Jul-22	40,000	3,498
Helper	3S1880A	Feb-24	3,416,000	265,400
Hildate	3S2669	Dec-24	237,500	237,500
Junction Town	3S1915A	Dec-24	120,000	120,000
Kane Co WCD - Clark Bench	3F1853A	Nov-22	3,009,828	-
Kane Co WCD - New Paria	3F1852A	Oct-22	4,171,007	-
Myton City	3S1864A	Nov-22	812,000	162,000
North Emery SSD	3S1863A	Feb-24	1,538,000	-
Orderville	3F2038A	May-24	479,384	479,384
Ouray Park WID	3F1866A	Mar-23	2,871,000	-
Pine Valley Mtn Farms	3F1890A	Dec-24	687,550	-
Pinion Forest SSD	3F1844A	Nov-23	299,000	-
South Duchesne (2%, 30 yrs)	3F1879A	Jul-24	1,982,500	650,000
Thompson SSD	3F1919A	Jan-23	40,000	4,014
Tridell Lapoint	3S1836A	Mar-23	3,500,000	-
Wales Town	3F1929	Dec-24	80,000	-
			<b>\$ 48,208,425</b>	<b>\$ 8,920,906</b>

<b>PROPOSED PROJECTS</b>

\$ -



DIVISION OF DRINKING WATER  
**LEAD IN SCHOOLS - ARPA (Fund 5215)**  
 FY26 Year-End Projection

AVAILABLE FUNDING	
FY22 ARPA Appropriation:	\$2,009,931

<b>LESS AUTHORIZED</b>	Authorized & Underway Projects	\$2,009,931	(see Page 2 for details)
----------------------------	--------------------------------	-------------	--------------------------

Total available after Authorized deducted: **\$0**

<i>LESS PROPOSED</i>	Proposed Projects:	\$0	(see Page 2 for details)
----------------------	--------------------	-----	--------------------------

TOTAL REMAINING ARPA GRANT FUNDS:	<b>\$0</b>
-----------------------------------	------------

Projected Receipts (Next 12 Months)	
FY Appropriation and Federal Funding:	<b>\$0</b>

NET RESULT (available to commit)\* **\$0**

*\*Funding is available ONLY after spending occurs (up to a maximum \$)*

**DIVISION OF DRINKING WATER**  
**Lead in Schools ARPA Funds (5215)**  
**Commitments (as of Aug 31, 2025)**

School/District	Contract #	Date Expires	Contract \$	Drawn \$	\$ Left
Alpine School District	205879	12/31/26	\$ 291,984	\$ -	\$ 291,984
Beaver County School District	241872	12/31/26	\$ 5,500	\$ -	\$ 5,500
Beehive Science & Technology Academy	250769	12/31/26	\$ 1,500	\$ -	\$ 1,500
Box Elder School District	250863	12/31/26	\$ 40,532	\$ -	\$ 40,532
Cache District	241873	12/31/26	\$ 98,680	\$ -	\$ 98,680
Canyons District	242390	12/31/26	\$ 103,092	\$ -	\$ 103,092
Carbon District	250588	12/31/26	\$ 14,166	\$ -	\$ 14,166
ChemTech-Ford Laboratories	236194	4/29/24	\$ 433,985	\$ 433,985	\$ -
ChemTech-Ford Laboratories	246463	6/19/24	\$ 250,000	\$ 17,458	\$ 232,542
Dagget School District	250956	12/31/26	\$ 5,500	\$ -	\$ 5,500
Davis District	250964	12/31/26	\$ 112,150	\$ -	\$ 112,150
Emery District	232009	12/31/26	\$ 17,900	\$ 7,133	\$ 10,767
Garfield School District	250844	12/31/26	\$ 5,200	\$ -	\$ 5,200
Granite School District	251026	12/31/26	\$ 158,191	\$ -	\$ 158,191
Iron District	250873	12/31/26	\$ 57,452	\$ -	\$ 57,452
Juab School District	250881	12/31/26	\$ 4,722	\$ -	\$ 4,722
Kane District	250932	12/31/26	\$ 7,500	\$ 1,512	\$ 5,988
Logan City District	250716	12/31/26	\$ 8,657	\$ -	\$ 8,657
Millard School District	250898	12/31/26	\$ 29,120	\$ -	\$ 29,120
Morgan District	250930	12/31/26	\$ 9,444	\$ -	\$ 9,444
Nebo School District	241333	12/31/26	\$ 27,651	\$ 27,651	\$ -
North Sanpete School District	250894	12/31/26	\$ 9,838	\$ -	\$ 9,838
Provo School District	250864	12/31/26	\$ 34,235	\$ -	\$ 34,235
Salt Lake District	250872	12/31/26	\$ 40,532	\$ -	\$ 40,532
San Juan School District	250258	12/31/26	\$ 24,790	\$ 15,081	\$ 9,709
Sevier School District	242293	12/31/26	\$ 14,559	\$ -	\$ 14,559
South Sanpete School District	250402	12/31/26	\$ 16,187	\$ -	\$ 16,187
South Summit District	232010	12/31/26	\$ 56,300	\$ -	\$ 56,300
Tooele District	250895	12/31/26	\$ 29,907	\$ -	\$ 29,907
Uintah District	232011	12/31/26	\$ 13,130	\$ -	\$ 13,130
Walden School of Liberal Arts	241871	12/31/26	\$ 3,000	\$ -	\$ 3,000
Washington County School District	250880	12/31/26	\$ 29,120	\$ -	\$ 29,120
Weber District	242542	12/31/26	\$ 53,907	\$ 53,907	\$ -
Wee Friends	242018	12/31/26	\$ 1,500	\$ 1,500	\$ -
Total Contracted Funds			\$ 2,009,931	\$ 558,227	\$ 1,451,704

PROPOSED PROJECTS				
			\$	-
			\$	-
			\$	-
			\$	-
			\$	-
Total Proposed Projects			\$	-

DIVISION OF DRINKING WATER  
**Lead Service Line (Fund 5210)**  
 FY26 Year-End Projection

AVAILABLE FUNDING	
FY22 LSL Grant Loan Portion	\$20,979,000
FY23 LSL Grant Loan Portion	\$21,201,000
Subtotal:	\$42,180,000

LESS AUTHORIZED

Authorized & Underway Projects	\$48,440,800
--------------------------------	--------------

(see Page 2 for details)

**Funding Available after Prior Authorized Projects:   -\$6,260,800**

LESS PROPOSED

Proposed Loan Project(s):	\$6,544,400
---------------------------	-------------

(see Page 2 for details)

<b>TOTAL REMAINING LSLR LOAN/GRANT FUNDS:</b>	<b>-\$12,805,200</b>
---	----------------------

**Total Balance of Funds:   -\$12,805,200**

Projected Receipts (Next 12 Months)	
FY Appropriation and Federal Funding:	\$13,124,000

NET RESULT (available to commit)\*       **\$318,800**

*\*Funding is available ONLY after spending occurs (up to a maximum \$)*

**DIVISION OF DRINKING WATER**  
**Lead Service Line Funds (Fund 5210)**  
**Commitments (as of Aug 31, 2025)**

Community	Grant #	Award \$	Contract	Date	Drawn	Remaining
				Authorized		
PROJECTS IN-PROGRESS						
Salt Lake City DPU	3F2028	\$ 39,525,000		Apr-24	\$ -	\$ 39,525,000
Magna	3F3164	\$ 4,000,000		Feb-25	\$ -	\$ 4,000,000
Kane County Water Conservancy	3F2008PL	\$ 389,300	240174	Jun-23	\$ 181,419	\$ 207,881
						\$ -
						\$ -
						\$ -
						\$ -
						\$ -
						\$ -
						\$ -
						\$ 43,732,881

PLANNING PROJECTS (AUTHORIZED, SIGNED, WORK IN-PROCESS)									
Axtell Community	3F1989P	\$	73,000	242189	Jul-23	\$	26,097	\$	46,903
Ballard Water Improvement District	3F1970PL	\$	85,000	240590	Jul-23	\$	85,000	\$	-
Big Plains Water & Sewer SSD	3F2007P	\$	35,200	240039		\$	35,200	\$	-
Brian Head Town	3F2010P	\$	99,000	242188	Jul-23	\$	14,022	\$	84,978
Cannonville Town	3F2011PL	\$	78,000	240530	Jul-23	\$	32,234	\$	45,766
Cedar City Waterworks	3F1961PL	\$	100,000	240082	Apr-23	\$	100,000	\$	-
Cedarview Montwell SSD	3F1979PL	\$	100,000	240340	Jul-23	\$	11,617	\$	88,383
Charleston Water Conservancy	3F1967P	\$	25,000	241646	Jul-23	\$	-	\$	25,000
Corinne City Corp	3F1939PL	\$	100,000	240532	Jul-23	\$	69,724	\$	30,276
Daggett Co-Dutch John Town	3F1959PL	\$	80,000	240198	Jul-23	\$	56,650	\$	23,350
Echo MWS	3F1906P	\$	35,000	231757		\$	35,000	\$	-
Elsinore Town WS	3F2029PL	\$	35,000	250141	Jan-24	\$	27,312	\$	7,688
Escalante City	3F1958PL	\$	100,000	240014	May-23	\$	99,931	\$	69
Fremont Water Works	3F1964PL	\$	88,000	240201	Jul-23	\$	13,633	\$	74,367
Glen Canyon SSD	3F1976P	\$	78,000	241489	Jul-23	\$	21,160	\$	56,840
Goshen Town	3F1987PL	\$	85,000	242521	Apr-24	\$	26,387	\$	58,613
Green Hills Country Estates	3F1985P	\$	70,000	241394	Aug-23	\$	64,218	\$	5,783
Green River City	3F1978PL	\$	96,000	240200	May-23	\$	-	\$	96,000
Hanksville Town	3F2042PL	\$	100,000	242301	Apr-24	\$	28,172	\$	71,828
Helper Municipal	3F1935P	\$	100,000	241424	Apr-23	\$	78,112	\$	21,888
Holden Town Water System	3F1992PL	\$	73,000	240341	Aug-23	\$	24,352	\$	48,648
Jensen Water Improvement District	3F1988PL	\$	96,000	240591	Jul-23	\$	24,056	\$	71,944
Johnson Water Improvement District	3F1956P	\$	100,000	242106	Jul-23	\$	16,536	\$	83,464
Jordanelle	3F1954P	\$	15,500	241417	Jul-23	\$	-	\$	15,500
Kearns Improvement District	3F1974PL	\$	100,000	232503		\$	100,000	\$	-
Logan	3F1997P	\$	100,000	240947	May-23	\$	21,487	\$	78,513
Magna Water District.	3F1973PL	\$	100,000	240111	May-23	\$	-	\$	100,000
Manti City	3F1952P	\$	100,000	241415	Aug-23	\$	-	\$	100,000
Milford	3F1998P	\$	90,000	241488	May-23	\$	39,112	\$	50,888
Moab	3F1977PL	\$	100,000	232342	May-23	\$	-	\$	100,000

Moroni City	3F1990P	\$	100,000	241599	May-23	\$	43,549	\$	56,451
Myton City	3F1980P	\$	100,000	240807	Jun-23	\$	100,000	\$	-
Neola WSD	3F1918P	\$	75,000	240808		\$	24,244	\$	50,756
Neola Water & Sewer District	3F1963PL	\$	100,000	240342	Jul-23	\$	18,541	\$	81,459
North Fork SSD	3F2372PL	\$	100,000	250959	Oct-24	\$	2,046	\$	97,954
North Village	3F1953P	\$	8,300	241416	Jul-23	\$	-	\$	8,300
Ogden City	3F2405PL	\$	100,000	250853	Oct-24	\$	-	\$	100,000
Orderville Town	3F1950PL	\$	87,000	240202	Apr-23	\$	20,441	\$	66,559
Ouray Park	3F1969P	\$	93,000	241455	Jul-23	\$	15,939	\$	77,061
Panguitch City	3F1962P	\$	86,000	241399	Jul-23	\$	26,556	\$	59,444
Price Municipal Corporation	3F1996PL	\$	100,000	240534	Jul-23	\$	-	\$	100,000
Rockville Pipeline Company	3F1966PL	\$	69,000	240592	Jul-23	\$	28,698	\$	40,302
Roosevelt City	3F2037PL	\$	100,000	242522	Apr-24	\$	63,014	\$	36,986
Rubys Inn	3F2034PL	\$	100,000	242302	Mar-24	\$	21,206	\$	78,794
Salina City	3F1971P	\$	100,000	241949	Aug-23	\$	39,299	\$	60,701
Salt Lake City	3F1972P	\$	100,000	250347	Apr-23	\$	-	\$	100,000
Sandy City - amended	3F1991PL	\$	100,000	240531	May-23	\$	68,025	\$	31,975
Springdale Town Water System	3F1965PL	\$	94,000	240801	Jul-23	\$	11,958	\$	82,042
Springville City	3F2022PL	\$	100,000	250142	Mar-24	\$	-	\$	100,000
Sunset City W.S.	3F1994P	\$	100,000	241712	May-23	\$	87,001	\$	12,999
Tridell Lapoint	3F1957PL	\$	100,000	240175	Apr-23	\$	12,715	\$	87,285
Twin Creeks	3F1955P	\$	17,500	241418	Jul-23	\$	-	\$	17,500
Wellington City	3F1981PL	\$	100,000	240535	May-23	\$	36,612	\$	63,388
West Corinne Water Company	3F1983PL	\$	60,000	240680	Jul-23	\$	53,108	\$	6,892
Subtotal Planning Projects:						\$	1,722,964	\$	2,803,536

TOTALS	
Construction Authorized, Signed, Underway	\$ 43,914,300
Planning Projects Authorized and Underway	\$ 4,526,500
Planning Disbursments	\$ 3,278,997
Total Loan Approved by Board	\$ 20,975,000
Total PF Approved by Board	\$ 27,465,800
Proposed Projects	\$ 6,544,400
Completed Construction & Planning Projects	\$ 1,556,033

PROPOSED PROJECTS FOR FEB 2025		
La Verkin City Water Systems	\$ 2,228,000	2.5% for 20 yrs
Antimony Town Water System	\$ 41,200	
Austin SSD	\$ 106,000	
Boulder Farmstead	\$ 333,000	
Circleville Town	\$ 407,000	2.5% 20 year
Elsinore	\$ 884,000	3% 20 year
Gunnison City	\$ 388,000	3% 20 year
Junction Town	\$ 41,200	
Lymon Water System	\$ 160,000	2.5% 20 year
Sigurd Municipal Water System	\$ 146,000	2.5% 20 year
Torrey Town	\$ 98,000	3% 20 years
Wellington City	\$ 1,712,000	
	\$ -	
Total Proposed Projects		\$ 6,544,400

DIVISION OF DRINKING WATER  
**Emerging Contaminants Grant (Fund 5210)**  
 FY26 Year-End Projection

AVAILABLE FUNDING	
FY22 EC Grant (excludes set-asides):	\$6,797,600
FY23 EC Grant (excludes set-asides):	\$7,390,000
FY 24 EC Grant (excludes set asides):	\$6,417,600
Subtotal:	\$20,605,200

<b>LESS AUTHORIZED</b>	Authorized & Underway Projects	\$10,943,300	(see Page 2 for details)
----------------------------	--------------------------------	--------------	--------------------------

Total available after Authorized deducted      **\$9,661,900**

<b>LESS PROPOSED</b>	Proposed Loan Project(s):	\$0	(see Page 2 for details)
--------------------------	---------------------------	-----	--------------------------

**TOTAL REMAINING EC GRANT FUNDS:      \$9,661,900**

**Total Balance of Funds:      \$9,661,900**

Projected Receipts Next Twelve Months:	
Total Projections	N/A

NET RESULT (available to commit)\*      **\$9,661,900**

*\*Funding is available ONLY after spending occurs (up to a maximum \$)*

DIVISION OF DRINKING WATER  
Emerging Contaminants Funds (Fund 5210)  
Commitments (as of Aug 31, 2025)

Community	Grant #	Date	Date	Approved Fund 5210		Drawn	Remaining
		Authorized	Signed	Grant/PF	Loan		
PROJECTS AUTHORIZED BUT NOT YET CLOSED							
Cottonwood Mutual Water Co	3F2868E	Nov-24		\$ 762,300	\$ -	\$ -	\$ 762,300
Salt Lake City	3F2900P	Nov-24		\$ 800,000	\$ -	\$ -	\$ 800,000
Mountain Regional Water SSD	3F3298			\$ 2,000,000	\$ -	\$ -	\$ 2,000,000
							\$ -
							\$ -
							\$ -
							\$ -
							\$ -
Subtotal Loans and Grants Authorized				\$ 3,562,300	\$ -	\$ -	\$ 3,562,300
SIGNED AGREEMENTS W/ CONSTRUCTION IN PROCESS							
Granger-Hunter ID	3F2017E	Aug-23	Dec-23	\$ 2,500,000		\$ 2,500,000	\$ -
Green Hills EC-SDC portion	3F1930EC-SDC	Dec-24	Dec-24	\$ 1,351,000		\$ 851,000	\$ 500,000
Green River City	3F1925E	May-23	Dec-24	\$ 3,530,000		\$ -	\$ 3,530,000
TOTAL AUTHORIZED Grant/OR CLOSED; Some are Partially FUNDED				\$ 7,381,000	\$ -	\$ 3,351,000	\$ 4,030,000

PROPOSED PROJECTS							

Total Proposed Projects \$ -

Total Obligated	\$	10,943,300
Total Drawn	\$	3,351,000
Total Outstanding	\$	7,592,300

# DIVISION OF DRINKING WATER

## STATE LOAN FUNDS

as Of Aug 31, 2025

SUMMARY	
Total State Fund:	\$22,176,837
Total State Hardship Fund:	\$3,791,486
Subtotal:	<b>\$25,968,323</b>

<b>LESS BIL SM</b>	Less Reserves:	
	Appropriations from Legislature for 20% BIL Fed Grant	\$3,536,000

<b>LESS AUTHORIZED</b>	Less:			
	Authorized Loans & Closed loans in construction	\$23,462,000		(see Page 2 for details)
	Authorized Hardship	\$952,888		
	Subtotal:	\$24,414,888		
	Total Available after Authorized & Reserved deducted	<b>-\$1,982,565</b>		
<b>PROPOSED</b>	Proposed Loan Project(s):	<b>\$0</b>		(see Page 2 for details)
	Proposed Hardship Project(s):	<b>\$0</b>		
	Subtotal:	<b>\$0</b>		
<b>AS OF:</b>				
August 31, 2025	TOTAL UNCOMMITTED STATE LOAN FUNDS:	-\$4,821,163		
	TOTAL UNCOMMITTED STATE HARDSHIP FUNDS:	\$2,838,598		

**Total Balance of ALL Funds: -\$1,982,565**

Projected Receipts Next Twelve Months:	
and Sales Tax Revenue	
<b>Annual Maximum Sales Tax Projection</b>	<b>\$3,587,500</b>
Less Seven County Infrastructure Coalition	(\$363,009)
Less State Match for 2025 Base/BIL Grants	(\$6,481,080)
Less Appropriation to DDW Operating Budget	(\$1,286,500)
<b>SUBTOTAL Sales Tax Revenue including adjustments:</b>	<b>-\$4,543,089</b>
Payment:	
Interest on Investments (Both Loan and Hardship Accounts)	\$600,000
Principal payments	\$2,731,000
Interest payments	\$612,417
<b>TOTAL Projections:</b>	<b>-\$599,672</b>

Total Estimated Federal SRF Funds Available through: 08/31/2026	<b>-\$2,582,237</b>
---	---------------------



DIVISION OF DRINKING WATER			
STATE LOAN FUNDS			
AS OF August 31, 2025			
	5235	5240	
	Loan	Interest	
	Funds	(use for Grants)	Total
Cash:	\$22,176,837	\$3,791,486	\$25,968,323
Less:			
Loans & Grants authorized but not yet closed (schedule attached)	(11,843,000)	(780,459)	(12,623,459)
Loans & Grants closed but not fully disbursed (schedule attached)	(11,619,000)	(472,429)	(12,091,429)
Proposed loans & grants	0	0	0
Administrative quarterly charge for entire year	(1,286,500)		(1,286,500)
Seven County Infrastructure Coalition	(363,009)		(363,009)
FY2025 Federal SRF match Base & Supplemental	(5,529,200)		(5,529,200)
	(8,463,871)	2,538,598	(5,925,274)
Projected repayments during the next twelve months			
Thru 08-31-2025			
Principal	2,731,000		2,731,000
Interest		612,417	612,417
Projected annual investment earnings on invested cash balance		600,000	600,000
Sales Tax allocation thru Aug-31-2025	3,587,500		3,587,500
<b>Total</b>	<b>-\$2,145,371</b>	<b>\$3,751,015</b>	<b>\$1,605,643</b>
* All interest is added to the Hardship Fee account.			

# DIVISION OF DRINKING WATER

## STATE LOAN FUNDS

	5235 Loan Funds	5240 Interest (use for Grants)	Total
Cash Balance:	\$22,176,837	\$3,791,486	\$25,968,323
Less:			
Loans & Grants authorized but not yet closed (schedule attached)	(23,462,000)	(1,252,888)	(24,714,888)
	<b>-\$1,285,163</b>	<b>\$2,538,598</b>	<b>\$1,253,435</b>
One year from date of report estimated expenses			
Adminstrative qtr charge for FY 2024 ongoing	(1,286,500)		(1,286,500)
Seven County Infrastructure Coalition	(363,009)		(363,009)
FY2025 Federal SRF match Base & Supplemental	(5,529,200)		(5,529,200)
	(7,178,709)	0	(7,178,709)
Projected repayments during the next twelve months			
Thru 08-31-2025			
Principal	\$2,731,000		\$2,731,000
Interest		612,417	612,417
Projected annual investment earnings on invested cash balance		600,000	600,000
Sales Tax allocation thru August 31, 2025	3,587,500		3,587,500
<b>Total</b>	<b>-\$2,145,371</b>	<b>\$3,751,015</b>	<b>\$1,605,643</b>
* All interest is added to the Hardship account.			
Proposed Projects			0
<b>TOTAL WITH NEXT BOARD MEETING CHANGES</b>			<b>1,605,643</b>

**DIVISION OF DRINKING WATER**  
**STATE LOAN FUNDS**  
**PROJECTS AUTHORIZED BUT NOT YET CLOSED**  
**AS OF August 31, 2025**

Community	Terms	Loan #	Date Authorized	Authorized Funding		
				Loan (5235)	Grant (5240)	Total
Angell Springs SSD	0%, 40 yrs	3S2801	Nov-24	1,010,000	435,859	\$ 1,445,859
Deseret - Oasis SSD	2.61%, 20 yrs	3S2176	Jun-24	155,000	0	\$ 155,000
Eastland Special Service District	100% PF	3S3626		0	8,000	\$ 8,000
Glen Canyon SSD	1%, 30 yrs	3S3330	Apr-25	1,167,000	0	\$ 1,167,000
Hildale - Colorado City	1.73%, 30 yrs	3S2669	Aug-24	511,000	ARPA *	\$ 511,000
Junction Town Water System	1%, 30 yrs	3S1915	May-23	480,000	ARPA *	\$ 480,000
Neola Water & Sewer District	1.5%, 30 yrs	3S3791		245,000	0	\$ 245,000
North Logan	2.25%, 20 yrs	3S2174	Jun-24	8,030,000	0	\$ 8,030,000
Oak City - PWS 14010, 50% loan	2.62%, 20 yrs	3S1902	Nov-22	245,000	0	\$ 245,000
Vernon Waterworks SSD	100% PF	3S3296	Jun-25	0	88,000	\$ 88,000
Subtotal Loans and Grants Authorized				11,843,000	531,859	\$ 12,374,859
Note: * ARPA changes as of 12/26/2024						
<b>PLANNING LOANS / GRANTS IN PROCESS</b>						
Elsinore Town Water System	100% PF	3S2703P	Jan-25	0	50,000	\$ 50,000
Emery Town	100% PF	3S3065P	Feb-25	0	40,000	\$ 40,000
Fairfield Town	100% PF	3S2768P	Dec-24	0	38,600	\$ 38,600
Hanksville Town	100% PF	3S2702P	Dec-24	0	40,000	\$ 40,000
Jensen Water Improvement District	100% PF	3S3098P	Dec-24	0	80,000	\$ 80,000
Subtotal Planning in Process				0	248,600	\$ 248,600
<b>CLOSED LOANS (partially disbursed)</b>						
Bear River WCD-HARPER WARD (#2068)	1%, 20 yrs	3S1849	Jun-22	1,817,000	0	\$ 1,817,000
Cedarview Montwell SSD	0%, 40 yrs	3S1869A	Jul-22	1,165,000	0	\$ 1,165,000
Helper City	0% 39 yrs	3S1880A	Aug-22	0	300,000	\$ 300,000
Manti	0%, 40 yrs	3S1924	May-23	6,837,000	100,000	\$ 6,937,000
Powder Mountain WSID	2.54%, 30 yrs	3S1830	Jan-22	300,000	0	\$ 300,000
Price Municipal Corp	100% PF	3S1895P	Aug-22	0	62,454	\$ 62,454
Seven County Infrastructure Coalition	Legis. Pass thru	232043	Jul-22	0	6,000	\$ 6,000
Thompson SSD	100% PF	3S1747P	Jan-20	0	3,975	\$ 3,975
Wellsville City	2.4%, 20 yrs	3S2040	Apr-24	1,500,000	0	\$ 1,500,000
Subtotal Closed Loans Partially Disbursed				11,619,000	472,429	\$ 12,091,429
<b>TOTAL AUTHORIZED/PLANNING/OR CLOSED BUT NOT YET FUNDED</b>				<b>23,462,000</b>	<b>1,252,888</b>	<b>\$ 24,714,888</b>
<b>PROPOSED PROJECTS</b>						
						0
						0
						0
						0
						0
						0
Total Proposed Projects				0	0	0

# DW STATE SRF FUNDS CASH FLOW FORECAST

FUND	State FY (June-July)					
	2026	2027	2028	2029	2030	2030
<b>STATE SRF FUND (5235)</b>						
<b>Funds Available</b>						
Cash On-Hand	\$ 94,000	\$ 2,765,341	\$ 4,644,822	\$ 6,644,688	\$ 8,697,550	\$ 11,176,998
Sales Tax (Water Dev Security Fund)	3,587,500	3,587,500	3,587,500	3,587,500	3,587,500	3,587,500
Interest from cash on-hand	2,820	82,960	139,345	199,341	260,927	335,310
Loan repayment - principal	2,631,021	2,631,021	2,631,021	2,631,021	2,631,021	2,631,021
<b>5235 Funding Available</b>	<b>6,315,341</b>	<b>9,066,822</b>	<b>11,002,688</b>	<b>13,062,550</b>	<b>15,176,998</b>	<b>17,730,829</b>
<b>AUTHORIZATIONS (not yet executed)</b>						
Angell Springs	(100,000)	(400,000)	(510,000)	-	-	-
Deseret - Oasis SSD	(100,000)	(55,000)	-	-	-	-
Glen Canyon SSD	(100,000)	(500,000)	(467,000)	(100,000)	-	-
Hildale City - 3S2669	(100,000)	(110,000)	(301,000)	-	-	-
Junction - 3S1915	(100,000)	(200,000)	(180,000)	-	-	-
Neola Water & Sewer District - 3S3791	(100,000)	(145,000)	-	-	-	-
North Logan - 3S2174	(100,000)	(750,000)	(1,500,000)	(2,000,000)	(2,000,000)	(1,680,000)
Oak City - 3S1902	(100,000)	(145,000)	-	-	-	-
New authorizations						
<b>PROJECTS UNDER CONSTRUCTION</b>						
Bear River WCD - 3S1849	(1,000,000)	(817,000)	-	-	-	-
Cedarview montwell SSD Victory - 3S1869A	(200,000)	(300,000)	(400,000)	(265,000)	-	-
Manti City - 3S1924	(250,000)	(500,000)	(1,000,000)	(2,000,000)	(2,000,000)	(1,087,000)
Powder Mountain WSID 3S1830	(300,000)	-	-	-	-	-
Wellsville City - #3S2040	(1,000,000)	(500,000)	-	-	-	-
<b>5235 Outflow</b>	<b>(3,550,000)</b>	<b>(4,422,000)</b>	<b>(4,358,000)</b>	<b>(4,365,000)</b>	<b>(4,000,000)</b>	<b>(2,767,000)</b>
<b>5235 FY-End Balance</b>	<b>\$ 2,765,341</b>	<b>\$ 4,644,822</b>	<b>\$ 6,644,688</b>	<b>\$ 8,697,550</b>	<b>\$ 11,176,998</b>	<b>\$ 14,963,829</b>
<b>STATE SRF Hardship (5240)</b>						
<b>Funds Available</b>						
Cash On-Hand	\$ 5,913	\$ (149,791)	\$ 511,356	\$ 751,985	\$ 1,435,692	\$ 2,139,910
Interest from cash on-hand	177	-	15,341	22,560	43,071	64,197
Loan repayment - principal	-	-	-	-	-	-
Loan repay - interest (includes 5235 loans)	661,147	661,147	661,147	661,147	661,147	661,147
<b>5240 Funding Available</b>	<b>667,238</b>	<b>511,356</b>	<b>1,187,844</b>	<b>1,435,692</b>	<b>2,139,910</b>	<b>2,865,255</b>
<b>AUTHORIZATIONS (not yet executed)</b>						
Angell Springs	-	-	(435,859)	-	-	-
Eastland Special Service District - 3S3626	(8,000)	-	-	-	-	-
Vernon Waterworks SSD - 3S3296	(88,000)	-	-	-	-	-
New authorizations						
<b>PROJECTS UNDER CONSTRUCTION</b>						
Elsinore Town Water System - 3S2703P	(50,000)	-	-	-	-	-
Emery Town - 3S3065P	(40,000)	-	-	-	-	-
Fairfield Town - 3S2768P	(38,600)	-	-	-	-	-
Hanksville Town - 3S2702P	(40,000)	-	-	-	-	-
Helper City - 3S1880A	(300,000)	-	-	-	-	-
Jensen Water Improvement District - 3S3098P	(80,000)	-	-	-	-	-
Manti City - 3S1924	(100,000)	-	-	-	-	-
Price Municipal Corp - 3S1895P	(62,454)	-	-	-	-	-
Seven County Infrastructure Coalition - 232043	(6,000)	-	-	-	-	-
Thompson SSD - 3S1747P	(3,975)	-	-	-	-	-
<b>5240 Outflow</b>	<b>(817,029)</b>	<b>-</b>	<b>(435,859)</b>	<b>-</b>	<b>-</b>	<b>-</b>
<b>5240 FY-End Balance</b>	<b>\$ (149,791)</b>	<b>\$ 511,356</b>	<b>\$ 751,985</b>	<b>\$ 1,435,692</b>	<b>\$ 2,139,910</b>	<b>\$ 2,865,255</b>

Agenda Item

7(B)

**DRINKING WATER BOARD  
BOARD PACKET FOR PROJECT PRIORITY LIST**

**There are 12 new projects being added to the project priority list:**

**Boulder Farmstead Water Company** scored 36.1 points on the project priority list.  
Replace lead and galvanized services lines

**Wellington City** scored 23.1 points on the project priority list.  
Replace lead and galvanized services lines

**Austin Special Service District** scored 19.4 points on the project priority list.  
Replace lead and galvanized services lines

**Junction Town** scored 17.2 points on the project priority list.  
Replace lead and galvanized services lines

**Hi\_Country Estates Phase 1** scored 15.5 points on the project priority list.  
Replace PRV station, fire hydrants, and install pipeline

**Sigurd Municipal Water System** scored 13.7 points on the project priority list.  
Replace lead and galvanized services lines

**Elsinore** scored 13.6 points on the project priority list.  
Replace lead and galvanized services lines

**Circleville Town** scored 11.6 points on the project priority list.  
Replace lead and galvanized services lines

**Torrey Town** scored 11.5 points on the project priority list.  
Replace lead and galvanized services lines

**Gunnison City** scored 10.2 points on the project priority list.  
Replace lead and galvanized services lines

**Lyman Water System** scored 7.4 points on the project priority list.  
Replace lead and galvanized services lines

**Antimony Town Water System** scored 5.6 points on the project priority list.  
Replace lead and galvanized services lines

**FINANCIAL ASSISTANCE COMMITTEE RECOMMENDATION:**

**The Financial Assistance Committee recommend the Drinking Water Board approve the updated Project Priority List.**

## Utah Federal SRF Program

Utah Federal SRF Program																																
				Priority Points	Project Priority List														Potential Priority Question Avg. of Pop. Proj. Seg's	Avg. Monthly Water Bill	Median AGR											
					September 10, 2025																											
					Total Unmet Needs:				\$1,060,116,578				Total Needs, incl. Recent funding				\$969,457,216					Authorized				Project Segments				\$30,243,650		
	date	BIL \$	type	NGreen	System Name		County	Pop.	Project Title				Project Total	SRF Assistance	BL funds authorized	Funds Authorized	Source	Treat	Dist.			fire-eligible	growth-eligible	second home-eligible	other-eligible	Principal Forgiveness						
N					36.1	Boulder Farmstead Water Co.	Garfield	226	Replace lead and galvanized services lines				\$330,000	\$330,000						15	\$80.19	\$37,000					\$0					
N					23.1	Wellington City	Carbon	1,630	Replace lead and galvanized services lines				\$1,712,000	\$1,712,000						15	\$86.44	\$48,000					\$1,712,000					
N					19.4	Austin Special Service District	Sevier	136	Replace lead and galvanized services lines				\$106,000	\$106,000						15	\$66.42	\$46,000					\$106,000					
N					17.2	Junction Town	Piute	223	Replace lead and galvanized services lines				\$41,200	\$41,200						15	\$38.16	\$37,000					\$41,200					
N					15.5	Hi-Country Estates Phase 1	Salt Lake	315	Replace PRV station, fire hydrants, and install pipeline				\$1,270,000	\$1,270,000				10	20	\$141.61	\$75,000					\$381,000						
N					14.0	Eberta Water Company	Utah	211	Drilling New Well				\$825,070	\$825,070				10		\$80.82	\$45,200											
N					13.7	Sigurd Municipal Water System	Sevier	450	Replace lead and galvanized services lines				\$146,000	\$146,000						15	\$53.20	\$49,000					\$43,000					
N					13.6	Etainore Town Corporation	Sevier	941	Replace lead and galvanized services lines				\$884,000	\$884,000						15	\$40.88	\$46,000					\$265,000					
N					11.6	Circleville Town	Piute	622	Replace lead and galvanized services lines				\$407,000	\$407,000						15	\$36.26	\$44,000					\$124,000					
N					11.5	Torrey Town	Wayne	358	Replace lead and galvanized services lines				\$98,000	\$98,000						15	\$42.93	\$48,000					\$0					
N					10.2	Gunnison City	Sanpete	3,500	Replace lead and galvanized services lines				\$388,000	\$388,000						15	\$39.64	\$49,000					\$0					
N					7.4	Lyman Water System	Wayne	235	Replace lead and galvanized services lines				\$160,000	\$160,000						15	\$22.15	\$43,000					\$0					
N					5.6	Antimony Town Water System	Garfield	119	Replace lead and galvanized services lines				\$41,200	\$41,200						15	\$48.21	\$46,840					\$41,200					

A				77.1	Brian Head Town	Iron		New Well drilling and equipping, replace main line, existing well maintenance/improvements, generator for existing central pump station and upgrade to Pu	\$6,427,292	\$5,141,834								\$77.69	\$24,900			
A				65.8	Brian Head Town	Iron	165	Install new transmission line/fire hydrants along Snow Shoe Drive and Toboggan Lane (connect existing cabin owners currently hauling water)	\$857,986	\$507,870								\$82.92	\$24,900			
A				64.4	Johnson W/D	Uintah	1,880	upgrading 24,000 ft undersized waterlines	\$2,452,000	\$2,352,000					20			\$58.80	\$36,120			\$2,352,000
A				63.6	Roosevelt City	Duchesne	6,800	pipeline replacement, lining of DI pipe, new pipe to bypass tank, PRV	\$2,951,400	\$2,841,400					25	35		\$87.92	\$41,000			
A				55.9	Ballard Water ID	Uintah	1,367	800,000 gal tank, well; 3.5 miles of 12" trans line	\$7,287,000	\$7,100,000				20	15	30		\$113.10	\$44,100			\$3,500,000
A				53.5	Virgin Town	Washington		New 500,000 gal water tank and waterline	\$2,248,000	\$1,848,000								\$51.00	\$42,700			
A				48.9	Roosevelt City	Duchesne	8,461	12000 ft of 12" transmission line, 2 PRV stations	\$2,418,600	\$2,300,000												
A				47.2	Pine Valley Mountain Farms	Washington	144	Tank refurbishment, trans line replacement, solar pump, meters	\$418,485	\$348,500					25	30		\$92.51	\$53,300			
A				43.9	Wilson Arch	San Juan	27	New water lines, water meters, booster pump, and 30,000-gallon storage tank	\$1,138,000	\$1,138,000						20		\$85.00	\$38,300			\$569,000
A				40.7	Granger/Hunter ID - Emerging Contant	Salt Lake	132,887	WTP to treat manganese on Wells 16& 18	\$11,457,840	\$2,500,000												
A				29.2	Sigurd Town	Sevier		Pipeline replacement	\$1,462,600	\$1,460,000						30		\$56.78	\$41,600			
A				29.0	Hanna Water and Sewer District	Duchesne	742	200,000 gallon tank, booster pump station, dist line	\$3,483,838	\$3,483,838						20		\$44.14	\$30,100			
A				28.7	Parowan City	Iron County	3,200	Pipe replacement, treatment plant and SCADA	\$10,750,000	\$10,750,000				25	25	55		\$47.13	\$47,000			
A				28.1	Upper Whitemore	Utah	128	chlorinator	\$500,000	\$500,000					10	25		\$75.00	\$46,200			\$250,000
A				28.0	Payson City	Utah	22,725	Connect Church to City water system	\$346,430	\$346,430								\$27.33	\$45,100			
A				27.2	Angell Springs	Washington		treatment for well, valves on tank, waterlines to loop system	\$1,450,859	\$1,445,859					25	20	30	\$82.68	\$51,900			
A				26.7	North Emery SSD	Emery	1,500	new 250,000-gallon tank, replace PRV vaults, replace 4000 ft waterline	\$2,550,000	\$2,050,000											\$1,538,000	
A				24.2	Manderfield	Beaver	50	Replace failing service lines and meters	\$99,500	\$99,500				10	20	20		\$59.48	\$45,000			
A				23.7	Foothill WAU	Iron	30	250,000 tank, meters, hydrants,wellhouse, well & electrical improvements	\$603,030	\$603,030												
A				21.7	Wellsville City	Cache			\$3,589,652	\$3,200,000												
A				20.7	Magna Water District	Salt Lake	33,424	Lead Service Line Rebate Program	\$4,000,000	\$4,000,000						15		\$39.15	\$66,000			
A				20.3	Salt Lake City DPU	Salt Lake	364,982	Planning & Construction for LSL Inventory & Replacemen	\$39,525,000	\$39,525,000	\$39,525,000							\$95.83	\$46,500			\$19,350,000
A				20.1	Irontown	Iron	110	New well and wellhouse	\$883,000	\$883,000					10		20	\$48.08	\$39,300			
A				16.5	Paragonah	Iron		Waterlines, new well, 250,000 gallon tank	\$7,452,000	\$7,300,000								\$31.22	\$40,500			
A				16.4	Mountain Regional Water SSD	Summit	8,245	Signal Hill Water Treatment Plant	\$42,845,575	\$2,000,000					30			\$151.34	\$103,000			
A				16.4	Wasatch Mobile home	Wasatch	31	Connect to Daniel Town	\$250,000	\$250,000				10		10	10	\$60.00	\$36,000			
A				15.5	Price Municipal Corporation	Carbon	8,262	Water line replacement	\$15,297,000	\$15,197,000							20	\$44.65	\$47,000			
A				15.3	Fremont Waterworks Company	Wayne	320	3100 ft. line: new master meters, 6 hydrants, radio meters	\$1,429,250	\$1,425,000												
A				15.0	La Verkin City	Washington	4,805	Replace 101 GRR and 3 LSL as well as meters and mains	\$2,228,000	\$2,228,000						15		\$52.82	\$45,000			
A				13.8	Orderville Town	Kane	645	Replace aging pipeline, new pipeline	\$490,000	\$479,700								\$72.30	\$40,000			
A				13.1	KCWC/D - Johnson Canyon	Utah	7,400	Equipping and connecting existing well to system, transmission line, new pump house	\$3,059,000	\$3,059,000				8	5	15	20	\$68.04	\$49,000			
A				10.4	Myton Town	Duchesne	590	New waterline and connections, hydrants.	\$650,000	\$650,000												
A				10.4	Panguitch	Garfield	1,730	9000 ft 10-in mainline, valves, hydrants, connect to existing culinary syst in two locations	\$1,629,000	\$1,609,000						10		\$36.46	\$34,600			
A				9.8	Holden Town	Millard	450	New well, tank, dist lines, meters, chlorination upgrades	\$8,841,000	\$8,691,000				20	5	15	20	\$29.51	\$44,500			
A				9.5	Wanship	Summit	204	Construct new storage tank, replace spring pipeline, install chlorination system, upgrade rest of system	\$3,806,690	\$3,806,690								\$74.19	\$81,600			
A				8.5	Hidden Lake Association	Summit	364	New well, distribution line, 50,800 gal concrete tank	\$3,838,040	\$3,838,040								\$29.17	\$68,800			
A				7.9	Cottonwood Mutual			Treatment for EC	\$162,300	\$162,300					40			\$96.67	\$132,000			
A				7.5	Enoch City	Iron	6,500	New 2M Gallon steel tank	\$1,639,440	\$645,000												
A				3.2	Summit County Service Area #3	Summit	600	Drill new well, new well house, make system-wide fire flow improvements and conduct well isolation study	\$3,569,003	\$3,469,003								\$105.11	\$103,300			
A				1.8	Mutton Hollow	Davis	560	Pipeline replacements and upgrades	\$1,477,800	\$1,300,000												\$78,900
A				1.6	Nibley City	Utah	8,271	Drill and equip a new culinary well to supply 2500 gpm	\$5,650,000	\$3,500,000				10		10		\$23.79	\$76,000			
A				0.0	Henefer (Secondary Irrigation)	Summit	1,025	Secondary irrigation	\$2,100,000	\$2,100,000												

N = New Application  
A = Authorized  
P = Potential Project- no application

E= Energy Efficiency  
W= Water Efficiency  
G= Green Infrastructure

Agenda Item

7(C)



Agenda Item

7(D)(i)(a)

**DRINKING WATER BOARD  
BOARD PACKET FOR CONSTRUCTION ASSISTANCE**

**APPLICANT'S REQUEST:**

Neola Water and Sewer District is requesting financial assistance to drill a new well and replace approximately 13,500 feet of pipeline.

The total project cost is \$3,868,000. Neola is requesting the majority of the funding, \$3,623,000, from the Community Impact Board (CIB) at their October 2, 2025 meeting. CIB's recommendation is for a \$3,261,000 grant and a loan of \$362,000 at 1.00% interest for 30 years. Neola is requesting the balance of \$245,000 from the Drinking Water Board for the design of the project.

This project was presented at the August 27, 2025 Drinking Water Board Meeting. The Board opted to table the project until a funding decision had been reached by CIB. Historically, CIB authorizes the recommended funding amounts and terms.

**STAFF COMMENTS:**

The local MAGI for Neola is \$53,000, which is 95% of the State MAGI. The current average water bill is \$87.70/ERC, which is 1.99% of the local MAGI. The estimated after project water bill at full loan would be \$102.52/ERC or 2.32% of the local MAGI. Based on the after project water bill, Neola qualifies to be considered for additional subsidy.

Option	Loan / Grant	Loan	Grant	Term	Interest Rate	Water Bill	% Local MAGI
1	100 / 0	\$245,000	\$0	30 yrs	2.50%	\$102.52	2.32%
2	100 / 0	\$245,000	\$0	30 yrs	1.50%	\$102.02	2.31%
3	100 / 0	\$245,000	\$0	30 yrs	0.00%	\$101.35	2.29%
4	80 / 20	\$196,000	\$49,000	30 yrs	1.50%	\$101.34	2.29%
5	70 / 30	\$171,000	\$74,000	30 yrs	1.00%	\$100.84	2.28%

**STAFF RECOMMENDATION:**

**Staff defers to the Board to make a funding determination for the design portion of this project.**

**Neola has no points on their IPS report.**

**APPLICANT'S LOCATION:**

Neola is located in Duchesne County approximately 10 miles northwest from Roosevelt.

**MAP OF APPLICANT'S LOCATION:**



**PROJECT DESCRIPTION:**

The water for Neola's water system comes from a spring, but the District owns more water rights there than the spring provides. Drilling a new well will give them additional source capacity to meet capacity standards and take full advantage of their water rights.

This project will also replace lines in the central area of the Neola system. These lines are old, deteriorating, and undersized. Replacement will eliminate leaks that are possible in the system. It is suspected that some of the existing lines consist of unsafe materials and need to be replaced.

**POPULATION GROWTH:**

Estimates are based on Neola's projections

Year	Population	Connections
Current	738	252
2035	826	282
2045	914	312

**COST ESTIMATE:**

Legal/Bonding/Admin	\$30,000
Engineering – Design & CMS	\$472,000
Construction	\$3,058,000
Contingency (~10%)	\$308,000
<b>Total</b>	<b>\$3,868,000</b>

**COST ALLOCATION:**

<u>Funding Source</u>	<u>Cost Sharing</u>	<u>Percent of Project</u>
DWB Loan/Grant (tbd %, 30-yr)	\$245,000	1%
CIB Grant	\$362,000	9%
CIB (1%, 30-yr)	\$3,261,000	90%
<b>Total</b>	<b>\$3,868,000</b>	<b>100%</b>

**IMPLEMENTATION SCHEDULE:**

DWB Funding Authorization:	October 2025
Complete Design	January 2026
DDW Plan Approval:	February 2026
Advertise for Bids:	February 2026
Bid Opening:	March 2026
Loan Closing:	March 2026
Begin Construction:	April 2026
Complete Construction:	October 2026

**CONTACT INFORMATION:**

APPLICANT: Neola Water and Sewer District  
8650 North 2000 West  
PO Box 207  
Neola, Utah 84053  
Telephone: (435) 823-4398

PRESIDING OFFICIAL &  
CONTACT PERSON: Kelly Crozier  
Board Chairperson  
8650 North 2000 West  
PO Box 207  
Neola, Utah 84053  
Telephone: (435) 671-9448  
Kcrozier43@hotmail.com

TREASURER/RECORDER: None listed

DISTRICT CLERK: Raleen Gines  
(435) 823-4398  
neolawater@gmail.com

CONSULTING ENGINEER: Jeffrey McCarty  
Sunrise Engineering  
148 South Vernal Avenue  
Vernal, Utah 84078  
Telephone: (435) 292-8044  
jmmccarty@sunrise-eng.com

BOND ATTORNEY: None listed

Agenda Item

7(D)(i)(b)

**DRINKING WATER BOARD  
BOARD PACKET FOR DEAUTHORIZATION**

**APPLICANT'S REQUEST:**

On June 10, 2025, Glen Canyon Special Service District (SSD) was authorized \$1,167,000 at 1.0% interest for 30 years with a design advance of \$103,000. The project was to equip and drill a new well, plus install a well house.

**STAFF COMMENTS:**

On September 4, 2025, members of staff were notified through email that Glen Canyon SSD no longer wanted to proceed with the loan due to the possibility of losing revenue from a commercial water user which would put a strain on their finances.

**STAFF RECOMMENDATION:**

**The Drinking Water Board deauthorize a loan of \$1,167,000 at 1% interest for 30 years with a design advance of \$103,000 to Glen Canyon SSD.**

Agenda Item

7(D)(ii)(a)



**DRINKING WATER BOARD  
BOARD PACKET FOR CONSTRUCTION ASSISTANCE  
PRESENTED TO THE DRINKING WATER BOARD**

**APPLICANT'S REQUEST:**

Hi-Country Estates Phase 1 is requesting financial assistance to replace a PRV station, fire hydrants, and install 5,764 feet of new 4-inch transmission pipeline to deliver water from Herriman City to mix with Hi-Country's well water. This project will enhance water quality and facilitate improved monitoring.

This project scored 15.5 points on the Project Priority List.

The total project cost is \$1,270,000 and Hi-Country is requesting the full amount from the Drinking Water Board. Additionally, Hi-Country is requesting a design advance of \$99,000

**STAFF COMMENTS:**

The local MAGI for Hi-Country Estates Phase I is \$75,000, which is 125% of the State MAGI. The current average water bill is \$141.61/ERC, which is 2.27% of the local MAGI. The estimated after project water bill at full loan would be \$233.06/ERC or 3.73% of the local MAGI. Based on the after project water bill, Hi-Country qualifies to be considered for additional subsidy.

Option	Loan / Grant	Principal Forgiveness	Loan	Term	HGA	Water Bill	% Local MAGI
1	100 / 0	\$0	\$1,270,000	30 yrs	3.00%	\$233.06	3.73%
2	100 / 0	\$0	\$1,270,000	30 yrs	2.00%	\$225.15	3.60%
3	70 / 30	\$381,000	\$889,000	30 yrs	2.00%	\$208.51	3.34%
4	70 / 30	\$318,000	\$889,000	39 yrs	1.00%	\$196.72	3.15%

**FINANCIAL ASSISTANCE COMMITTEE RECOMMENDATION:**

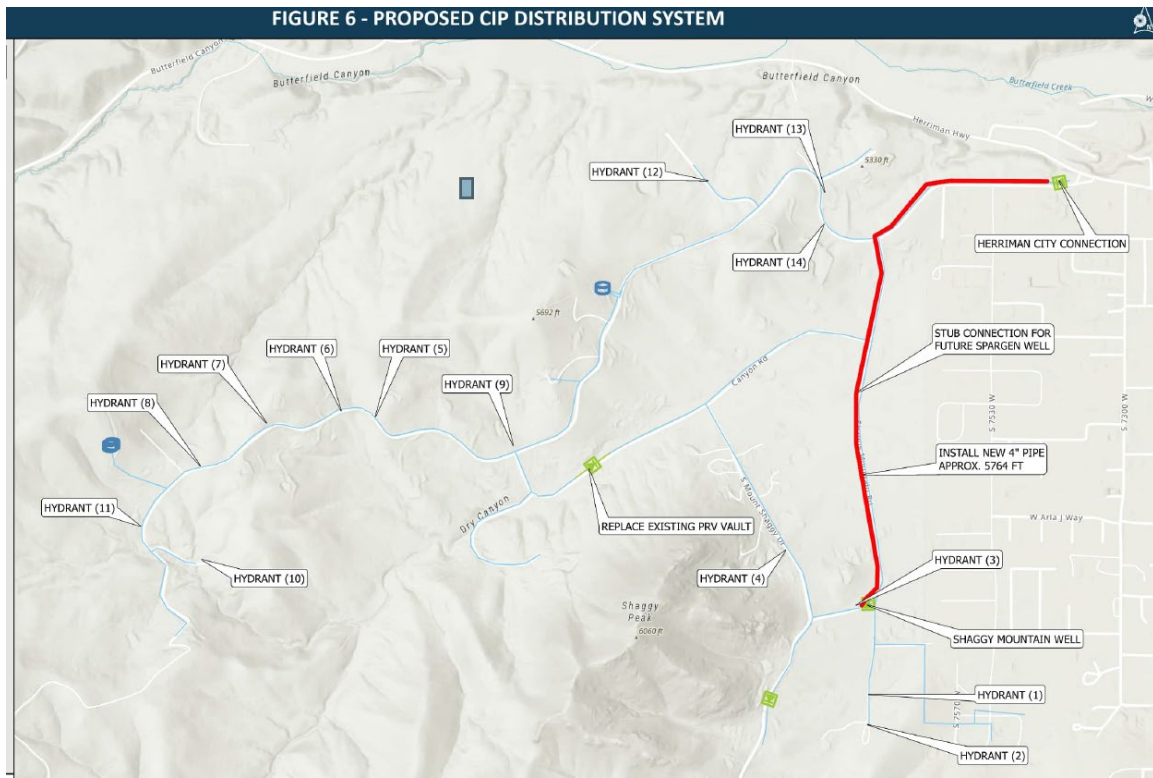
**The Drinking Water Board authorize a construction loan of \$1,270,000 with \$381,000 in principal forgiveness to Hi-Country Estates Phase 1, for a repayable loan amount of \$889,000 at 1.00% for 39 years, with a design advance of \$99,000.**

**Hi-Country Estates Phase I has no points on their IPS report.**

### **APPLICANT'S LOCATION:**

Hi-Country Estates Phase I is located in Salt Lake County on the western outskirts of Herriman City.

### **MAP OF APPLICANT'S LOCATION:**



### **PROJECT DESCRIPTION:**

**Shaggy Mtn. Road Mixing Line** - the project involves the installation of a new 4-inch pipeline extending from the Herriman City Connection along Shaggy Mountain Road to the Shaggy Mountain Well. This upgrade is designed to enhance water quality and facilitate improved monitoring.

**Canyon Road PRV** - the project involves replacing the existing Pressure Reducing Valve (PRV) station on Canyon Road. The new PRV station will feature a pressure reducer valve, a bypass, isolation valves, and a new structural vault. This upgrade aims to enhance the system's efficiency and reliability, ensuring optimal water pressure management and improved service delivery.

**Fire Hydrant Replacements** - project involves replacing old fire hydrants with new, modern hydrants to ensure proper operation and reliable emergency water supply. This upgrade will enhance the overall functionality and safety of the water system, providing better access to emergency water for firefighting and other critical needs.

**POPULATION GROWTH:**

Population based on Hi-Country's estimates.

Year	Population	Connections
Current	315	98
2035	335	106
2045	355	112

**COST ESTIMATE:**

Legal/Bonding	\$18,000
Environmental Clearances	\$10,000
Engineering – Planning	\$81,000
Engineering - CMS	\$81,000
Construction -	\$905,000
Contingency (~10%)	\$175,000
<b>Total</b>	<b>\$1,270,000</b>

**COST ALLOCATION:**

<u>Funding Source</u>	<u>Cost Sharing</u>	<u>Percent of Project</u>
DWB Loan (1.00%, 39-yr)	\$889,000	70%
DWB Grant	<u>\$381,000</u>	<u>30%</u>
<b>Total</b>	<b>\$1,270,000</b>	<b>100%</b>

**IMPLEMENTATION SCHEDULE:**

DWB Funding Authorization:	October 2025
Complete Design	January 2027
DDW Plan Approval:	February 2027
Advertise for Bids:	March 2027
Bid Opening:	March 2027
Loan Closing:	April 2027
Begin Construction:	May 2027
Complete Construction:	December 2027

**CONTACT INFORMATION:**

APPLICANT:	Hi-County Estates Phase 1 5355 West Main Telephone: (801) 727-0918 dmarkus@herriman.org
PRESIDING OFFICIAL & CONTACT PERSON:	Leo Brancheau, Board President 13762 South Mount Shaggy Dr Herriman, UT 84096 Telephone: (303) 501-7205 HCE1Brancheau@gmail.com
TREASURER/RECORDER:	Mike Anderson Telephone: (801) 633-6794 HCE1Anderson@gmail.com
CONSULTING ENGINEER:	Angela Xia Sunrise Engineering 6875 South 900 East Midvale, UT 84047 Telephone: (801) 838-8342 angela.xia@sunrise-eng.com
BOND ATTORNEY:	To be determined
ENVIRONMENTAL CONSULTANT:	Dao Yang Sunrise Engineering Telephone: (801) 838-8326 dyang@sunrise-eng.com

## DRINKING WATER BOARD FINANCIAL ASSISTANCE EVALUATION

SYSTEM NAME: Hi-Country Estates #1  
 COUNTY: Salt Lake  
 PROJECT DESCRIPTION: Water line, fire hydrants and PRV station replacement

FUNDING SOURCE: Federal SRF

**70 % Loan & 30 % P.F.**

ESTIMATED POPULATION:	315	NO. OF CONNECTIONS:	98 *	SYSTEM RATING:	APPROVED
CURRENT AVG WATER BILL:	\$141.61 *			PROJECT TOTAL:	\$1,270,000
CURRENT % OF AGI:	2.27%	FINANCIAL PTS:	38	LOAN AMOUNT:	\$889,000
ESTIMATED MEDIAN AGI:	\$75,000			PRINC. FORGIVE.:	\$381,000
STATE AGI:	\$60,000			TOTAL REQUEST:	\$1,270,000
SYSTEM % OF STATE AGI:	125%				

	@ ZERO % RATE 0%	@ RBI MKT RATE 5.59%		@ CALCULATED INTEREST RATE 1.00%
<b><u>SYSTEM</u></b>				
ASSUMED LENGTH OF DEBT, YRS:	39	39		39
ASSUMED NET EFFECTIVE INT. RATE:	0.00%	5.59%		1.00%
REQUIRED NEW DEBT SERVICE:	\$22,794.87	\$56,463.38		\$27,640.43
*PARTIAL COVERAGE (15%):	\$0.00	\$0.00		\$0.00
*DEBT SERVICE RESERVE (10%):	\$2,279.49	\$5,646.34		\$2,764.04
<b>ANNUAL NEW DEBT PER CONNECTION:</b>	<b>\$255.86</b>	<b>\$633.77</b>		<b>\$310.25</b>
O & M + FUNDED DEPRECIATION:	\$180,400.00	\$180,400.00		\$180,400.00
OTHER DEBT + COVERAGE:	\$9,750.00	\$9,750.00		\$9,750.00
REPLACEMENT RESERVE ACCOUNT:	\$10,549.74	\$12,233.17		\$10,792.02
<b>ANNUAL EXPENSES PER CONNECTION:</b>	<b>\$2,047.96</b>	<b>\$2,065.13</b>		<b>\$2,050.43</b>
TOTAL SYSTEM EXPENSES	\$225,774.10	\$264,492.88		\$231,346.49
TAX REVENUE:	\$0.00	\$0.00		\$0.00
<b><u>RESIDENCE</u></b>				
<b>MONTHLY NEEDED WATER BILL:</b>	<b>\$191.98</b>	<b>\$224.91</b>		<b>\$196.72</b>
<b>% OF ADJUSTED GROSS INCOME:</b>	<b>3.07%</b>	<b>3.60%</b>		<b>3.15%</b>

\$4.05

Agenda Item

7(D)(ii)(b)

**DRINKING WATER BOARD  
BOARD PACKET FOR CONSTRUCTION ASSISTANCE**

**APPLICANT'S REQUEST:**

Antimony Town is requesting financial assistance to replace galvanized services identified through the LCRR inventory.

This project scored 5.6 points on the Project Priority List.

The total project cost is \$41,200 and they are requesting the full amount from the Drinking Water Board.

**STAFF COMMENTS:**

The local MAGI for Antimony is \$46,840, which is 78% of the State MAGI. The current average water bill is \$42.81/ERC, which is 1.10% of the local MAGI. The estimated after project water bill at full loan would be \$58.82/ERC or 1.51% of the local MAGI. Based on the local MAGI, Antimony Town qualifies to be considered for additional subsidy.

Option	Loan / Grant	Principal Forgiveness	Loan	Term	Interest Rate (HGA)	Water Bill	% Local MAGI
1	0 /100%	\$41,200	\$0	0 yrs	%	\$56.38	1.44%

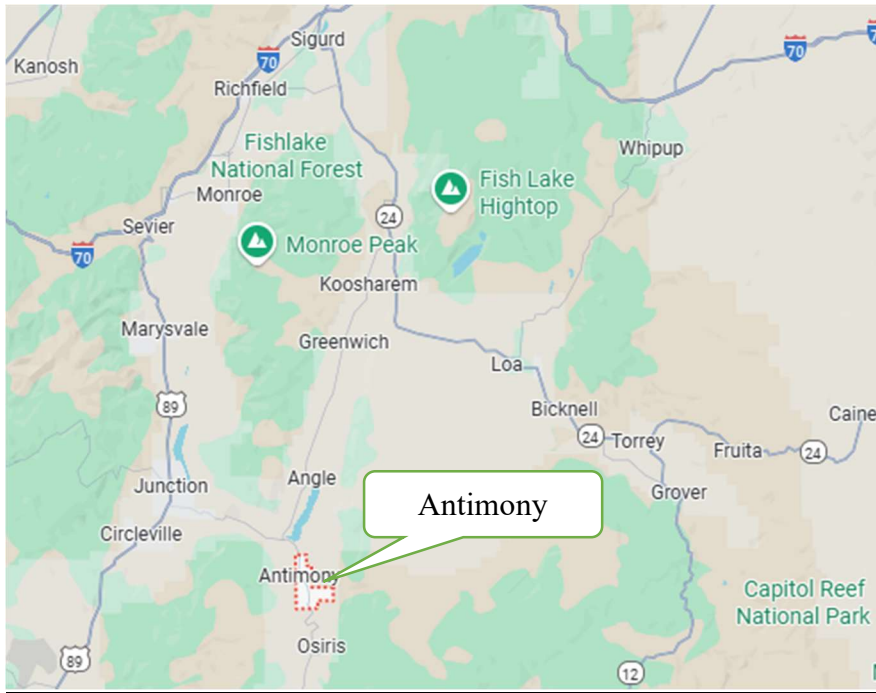
**FINANCIAL ASSISTANCE COMMITTEE RECOMMENDATION:**

**The Drinking Water Board authorize a construction loan of \$41,200 with 100% principal forgiveness to Antimony Town.**

**APPLICANT'S LOCATION:**

Antimony Town is located in Garfield County approximately 61 miles South of Richfield.

**MAP OF APPLICANT'S LOCATION:**



**PROJECT DESCRIPTION:**

Replacing galvanized services identified during the LCRR inventory.



**POPULATION GROWTH:**

Population growth is based on the system estimates

Year	Population	Connections
Current	119	126
2030	143	134
2040	161	146

**COST ESTIMATE:**

Legal/Bonding/Admin	\$1,300
Engineering - Design	\$3,100
Engineering - CMS	\$1,900
Construction -	\$30,300
Other (land	
Contingency (~10%)	\$4,600
1% Loan Origination Fee	
<b>Total</b>	<b>\$41,200</b>

**COST ALLOCATION:**

<u>Funding Source</u>	<u>Cost Sharing</u>	<u>Percent of Project</u>
DWB Grant	\$41,200	100%
<b>Total</b>	<b>\$41,200</b>	<b>100%</b>

**IMPLEMENTATION SCHEDULE:**

DWB Funding Authorization:	Oct 2025
Complete Design	Dec 2025
DDW Plan Approval:	Dec 2025
Advertise for Bids:	Jan 1026
Bid Opening:	Feb 2026
Begin Construction:	Mar 2026
Complete Construction:	Oct 2026

**CONTACT INFORMATION:**

APPLICANT: Antimony Town  
120 North Main Street  
Antimony, Utah 84712  
Telephone: 435-624-3488  
Email: [antimonymtown@scinternet.net](mailto:antimonymtown@scinternet.net)

PRESIDING OFFICIAL &  
CONTACT PERSON: Kasey King  
120 North Main Street  
Antimony, Utah 84712  
Telephone: 435-624-3326  
Email: [antimonymtown@scinternet.net](mailto:antimonymtown@scinternet.net)

TREASURER/RECORDER: Tiana Hoye  
435-624-3300  
[Antimonytown435@gmail.com](mailto:Antimonytown435@gmail.com)

CONSULTING ENGINEER: Kelly Chappell  
Ensign Engineering  
225 North 100 East  
Richfield, Utah 84701  
Telephone: 435-896-2983  
Email: [kchappell@ensigneng.com](mailto:kchappell@ensigneng.com)

BOND ATTORNEY:

## DRINKING WATER BOARD FINANCIAL ASSISTANCE EVALUATION

SYSTEM NAME: Antimony Town  
 COUNTY: Piute  
 PROJECT DESCRIPTION: GRR replacement

FUNDING SOURCE: Federal SRF

**0 % Loan & 100 % P.F.**

ESTIMATED POPULATION:	119	NO. OF CONNECTIONS:	109 *	SYSTEM RATING:	APPROVED
CURRENT AVG WATER BILL:	\$42.81 *			PROJECT TOTAL:	\$41,200
CURRENT % OF AGI:	1.10%	FINANCIAL PTS:	41	LOAN AMOUNT:	\$0
ESTIMATED MEDIAN AGI:	\$46,840			PRINC. FORGIVE.:	\$41,200
STATE AGI:	\$60,000			TOTAL REQUEST:	\$41,200
SYSTEM % OF STATE AGI:	78%				

	@ ZERO % RATE	@ RBI MKT RATE	@ CALCULATED INTEREST RATE
	0%	5.59%	3.00%
<b><u>SYSTEM</u></b>			
ASSUMED LENGTH OF DEBT, YRS:	20	20	20
ASSUMED NET EFFECTIVE INT. RATE:	0.00%	5.59%	3.00%
REQUIRED NEW DEBT SERVICE:	\$0.00	\$0.00	\$0.00
*PARTIAL COVERAGE (15%):	\$0.00	\$0.00	\$0.00
*DEBT SERVICE RESERVE (10%):	\$0.00	\$0.00	\$0.00
<b>ANNUAL NEW DEBT PER CONNECTION:</b>	<b>\$0.00</b>	<b>\$0.00</b>	<b>\$0.00</b>
 O & M + FUNDED DEPRECIATION:	 \$39,700.00	 \$39,700.00	 \$39,700.00
OTHER DEBT + COVERAGE:	\$30,832.50	\$30,832.50	\$30,832.50
REPLACEMENT RESERVE ACCOUNT:	\$3,218.30	\$3,218.30	\$3,218.30
<b>ANNUAL EXPENSES PER CONNECTION:</b>	<b>\$676.61</b>	<b>\$676.61</b>	<b>\$676.61</b>
 TOTAL SYSTEM EXPENSES	 \$73,750.80	 \$73,750.80	 \$73,750.80
TAX REVENUE:	\$0.00	\$0.00	\$0.00
 <b><u>RESIDENCE</u></b>			
<b>MONTHLY NEEDED WATER BILL:</b>	<b>\$56.38</b>	<b>\$56.38</b>	<b>\$56.38</b>
 <b>% OF ADJUSTED GROSS INCOME:</b>	 <b>1.44%</b>	 <b>1.44%</b>	 <b>1.44%</b>

\$0.00

Agenda Item

7(D)(ii)(c)

**DRINKING WATER BOARD  
BOARD PACKET FOR CONSTRUCTION ASSISTANCE**

**APPLICANT'S REQUEST:**

Austin Community Special Service District is requesting financial assistance to replace lead and galvanized service lines that pose a risk to public health and water quality. The inventory identified 36 service lines with unknown material and 2 that are galvanized requiring replacement. It is anticipated that 50% of the unknown service lines will need to be replaced.

This project scored 19.4 on the Project Priority List.

The total project cost is \$106,000 and Austin is requesting the full amount from the Drinking Water Board.

**STAFF COMMENTS:**

The local MAGI for Austin Community SSD is \$46,000, which is 77% of the State MAGI. The current average water bill is \$66.42/ERC, which is 1.73% of the local MAGI. The estimated after project water bill at full loan would be \$186.17/ERC or 4.86% of the local MAGI. Based on the local MAGI and after project water bill, Austin qualifies to be considered for additional subsidy.

Option	Loan / Grant	Principal Forgiveness	Loan	Term	Interest Rate	Water Bill	% Local MAGI
1	100 / 0	\$0	\$106,000	20 yrs	3.00%	\$186.17	4.86%
2	100/0	\$0	\$106,000	30 yrs	0%	\$179.80	4.69%
3	0 / 100	\$106,000	\$0	0 yrs	0.00%	\$173.53	4.53%

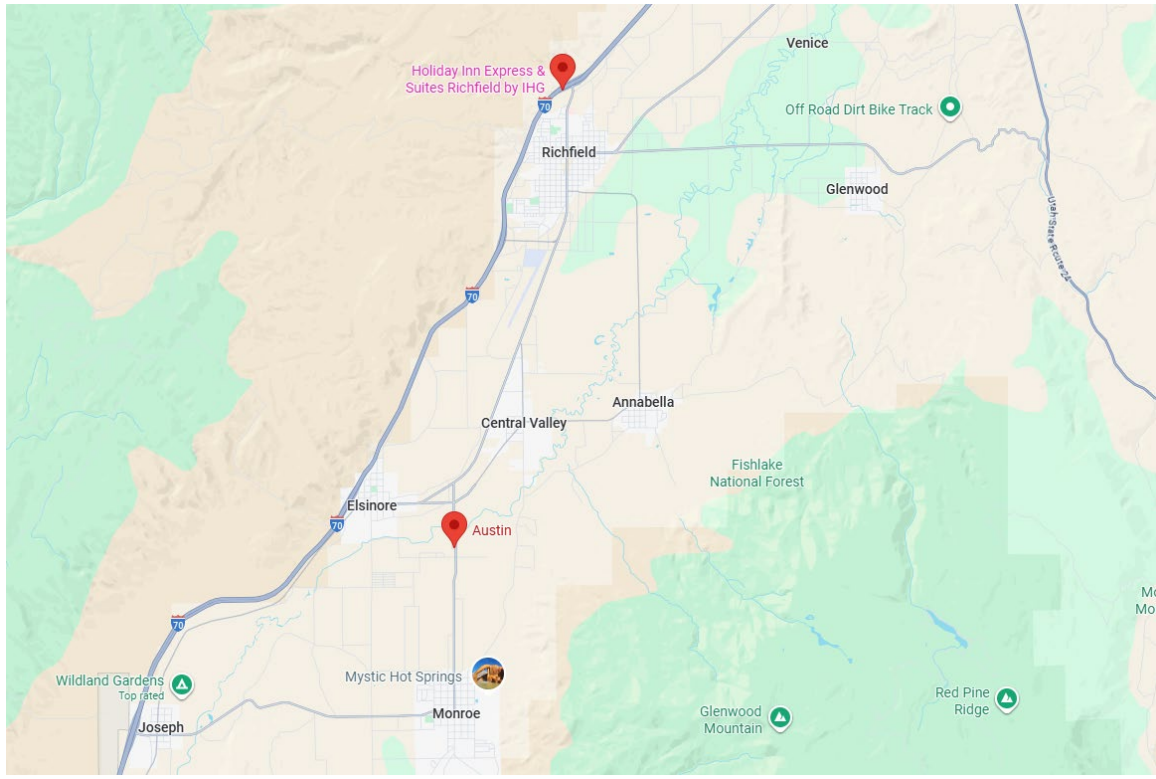
**FINANCIAL ASSISTANCE COMMITTEE RECOMMENDATION:**

**The Drinking Water Board authorize a construction loan of \$106,000 with \$106,000 in principal forgiveness to Austin Community Special Service District.**

**APPLICANT'S LOCATION:**

Austin Community SSD is located in Sevier County approximately 7 miles South of Richfield.

**MAP OF APPLICANT'S LOCATION:**



**PROJECT DESCRIPTION:**

This project is to replace service lines to comply with Utah Division of Drinking Water's Lead and Copper Rule Revisions. The Town's Lead and Copper inventory identified 36 service lines with unknown material and 2 that are galvanized requiring replacement. The unknowns include a variety of configurations, with some having unknown material on the city-side, some on the homeowner-side, and others with unknowns on both sides. This project will investigate each of these unknown service lines to determine their material and replace any that are found to be lead or galvanized, in compliance with regulatory requirements. We anticipate that 50% of the unknown service lines will need to be replaced. The project scope also includes public coordination, landscape repair, and road surface repair to ensure full restoration following construction.

**POPULATION GROWTH:**

Population is based on Austin's estimates.

Year	Population	Connections
Current	136	54
2035	144	56
2045	154	58

**COST ESTIMATE:**

Admin	\$5,000
Engineering - Design	\$6,000
Engineering - CMS	\$7,000
Construction -	\$79,000
Contingency (~10%)	\$9,000
<b>Total</b>	<b>\$106,000</b>

**COST ALLOCATION:**

<u>Funding Source</u>	<u>Cost Sharing</u>	<u>Percent of Project</u>
DWB Grant	\$106,000	100%
<b>Total</b>	<b>\$106,000</b>	<b>100%</b>

**IMPLEMENTATION SCHEDULE:**

DWB Funding Authorization:	Oct 2025
Complete Design	Dec 2025
DDW Plan Approval:	Jan 2026
Advertise for Bids:	Jan 2026
Bid Opening:	Jan 2026
Loan Closing:	Feb 2026
Begin Construction:	April 2026
Complete Construction:	June 2026

**CONTACT INFORMATION:**

APPLICANT: Austin Community Special Service District  
PO Box 325  
Elsinore, UT 84724  
Telephone: (435) 201-9526  
Email: Hummer59@hotmail.com

PRESIDING OFFICIAL &  
CONTACT PERSON: Shannon Heaps, Interim Board Chairman  
79 East 1570 North  
Monroe, UT 84754  
Telephone: (435) 201-9526  
Email: hummer59@hotmail.com

TREASURER/RECORDER: Tammy Heaps  
Telephone: (435) 201-9526

CONSULTING ENGINEER: Parker Vercimak  
Jones and DeMille Engineering  
1535 South 100 West  
Richfield, UT 84701  
Telephone: (435) 896-8266  
Fax: (435) 896-8266  
Email: parker.v@jonesanddemille.com

BOND ATTORNEY: Richard Chamberlain  
Chamberlain & Associates  
Rchamberlain31@gmail.com  
Telephone: (435) 896-4461

CITY ATTORNEY: Eric Johnson  
9992 North 4000 West  
Cedar Hills, UT 84062  
(801) 520-5333

ENVIRONMENTAL CONSULTANT: Jenna Jorgensen  
Jones and DeMille Engineering  
Jenna.j@jonesanddemille.com  
(435) 896-8266



## DRINKING WATER BOARD FINANCIAL ASSISTANCE EVALUATION

SYSTEM NAME: Austin SSD  
 COUNTY: Sevier  
 PROJECT DESCRIPTION: Replace GRR & LSL

FUNDING SOURCE: Federal SRF

**0 % Loan & 100 % P.F.**

ESTIMATED POPULATION:	136	NO. OF CONNECTIONS:	54 *	SYSTEM RATING:	APPROVED
CURRENT AVG WATER BILL:	\$66.42 *			PROJECT TOTAL:	\$106,000
CURRENT % OF AGI:	1.73%	FINANCIAL PTS:	59	LOAN AMOUNT:	\$0
ESTIMATED MEDIAN AGI:	\$46,000			PRINC. FORGIVE.:	\$106,000
STATE AGI:	\$60,000			TOTAL REQUEST:	\$106,000
SYSTEM % OF STATE AGI:	77%				

	@ ZERO % RATE 0%	@ RBI MKT RATE 5.59%	@ CALCULATED INTEREST RATE 0.00%
<b><u>SYSTEM</u></b>			
ASSUMED LENGTH OF DEBT, YRS:	20	20	20
ASSUMED NET EFFECTIVE INT. RATE:	0.00%	5.59%	0.00%
REQUIRED NEW DEBT SERVICE:	\$0.00	\$0.00	\$0.00
*PARTIAL COVERAGE (15%):	\$0.00	\$0.00	\$0.00
*DEBT SERVICE RESERVE (10%):	\$0.00	\$0.00	\$0.00
<b>ANNUAL NEW DEBT PER CONNECTION:</b>	<b>\$0.00</b>	<b>\$0.00</b>	<b>\$0.00</b>
 O & M + FUNDED DEPRECIATION:	 \$76,140.00	 \$76,140.00	 \$76,140.00
OTHER DEBT + COVERAGE:	\$31,250.00	\$31,250.00	\$31,250.00
REPLACEMENT RESERVE ACCOUNT:	\$5,057.00	\$5,057.00	\$5,057.00
<b>ANNUAL EXPENSES PER CONNECTION:</b>	<b>\$2,082.35</b>	<b>\$2,082.35</b>	<b>\$2,082.35</b>
 TOTAL SYSTEM EXPENSES	 \$112,447.00	 \$112,447.00	 \$112,447.00
TAX REVENUE:	\$0.00	\$0.00	\$0.00
 <b><u>RESIDENCE</u></b>			
<b>MONTHLY NEEDED WATER BILL:</b>	<b>\$173.53</b>	<b>\$173.53</b>	<b>\$173.53</b>
 <b>% OF ADJUSTED GROSS INCOME:</b>	 <b>4.53%</b>	 <b>4.53%</b>	 <b>4.53%</b>

\$0.00

Agenda Item

7(D)(ii)(d)

**DRINKING WATER BOARD  
BOARD PACKET FOR CONSTRUCTION ASSISTANCE**

**APPLICANT'S REQUEST:**

Boulder Farmstead Water Company is requesting financial assistance for an investigation and replacement of any Lead or Galvanized pipes requiring replacement. Including line investigation, city side replacement and customer side replacement.

This project scored 36.1 points on the Project Priority List.

The cost of this project is \$330,000. Boulder Farmstead Water Company is requesting the full amount from the Drinking Water Board.

**STAFF COMMENTS:**

The local MAGI for the Boulder Farmstead Water Co. is \$37,000, which is 62% of the State MAGI. The current average water bill is \$80.19/ERC, which is 2.60% of the local MAGI. The estimated after project water bill at full loan would be \$82.87/ERC or 2.69% of the local MAGI. Based on the local MAGI and after project water bill, Boulder Farmstead Water Co. qualifies to be considered for additional subsidy.

Option	Loan / Grant	Principal Forgiveness	Loan	Term	Interest Rate (HGA)	Water Bill	% Local MAGI
1	0/100	\$330,000	\$0	yrs	%	\$71.66	2.32%

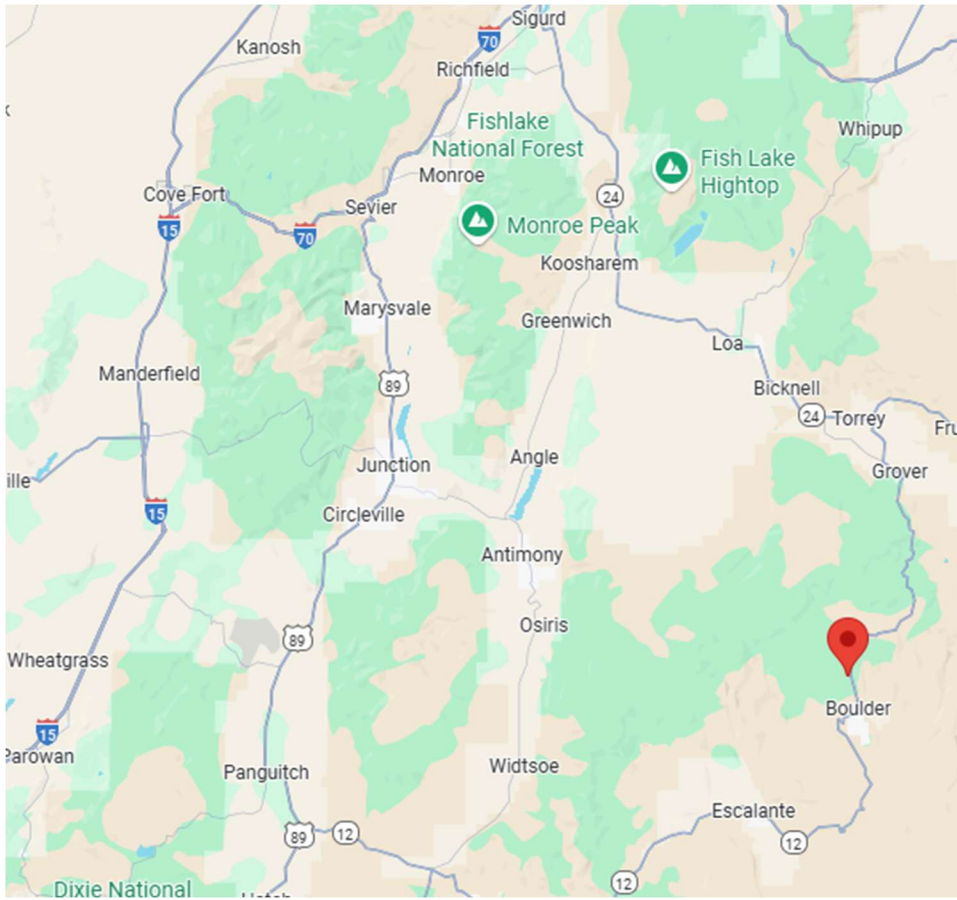
**FINANCIAL ASSISTANCE COMMITTEE RECOMMENDATION:**

**The Drinking Water Board authorize a construction loan of \$330,000 with 100% principal forgiveness to Boulder Farmstead Water Company.**

**APPLICANT'S LOCATION:**

Boulder Farmstead Water Company is located in Garfield County approximately 97 miles east of Panguitch.

**MAP OF APPLICANT'S LOCATION:**



**PROJECT DESCRIPTION:**

Investigation and replacement of any Lead or Galvanized pipes requiring replacement. Including, line investigation, city side line replacement, and customer side line replacement.

**POPULATION GROWTH:**

Population growth is based on the system's estimates

Year	Population	Connections
Current	226	214
2030	227	214
2040	229	218

**COST ESTIMATE:**

Legal/Bonding/Admin	\$15,000
Engineering - Design	\$20,300
Engineering - CMS	\$21,600
Construction -	\$269,900
Other (land	
Contingency (~10%)	\$3,200
1% Loan Origination Fee	
<b>Total</b>	<b>\$330,000</b>

**COST ALLOCATION:**

<u>Funding Source</u>	<u>Cost Sharing</u>	<u>Percent of Project</u>
DWB Grant	\$330,000	100%
Local Contribution		
<b>Total</b>	<b>\$330,000</b>	<b>100%</b>

**IMPLEMENTATION SCHEDULE:**

DWB Funding Authorization:	Oct 2025
Complete Design	Jan 2026
DDW Plan Approval:	Feb 2026
Advertise for Bids:	Mar 2026
Bid Opening:	Mar 2026
Loan Closing:	April 2026
Begin Construction:	April 2026
Complete Construction:	July 2026

**CONTACT INFORMATION:**

**APPLICANT:**

Boulder Farmstead Water Company  
PO Box 1356  
Boulder, Utah 84716  
Telephone: 435-616-7446

**PRESIDING OFFICIAL &  
CONTACT PERSON:**

Camille Hall, President  
PO Box 1340  
Boulder, Utah 84716  
Telephone: 435-335-7340  
Email:

**TREASURER/RECORDER:**

Evonne Roundy  
435-335-7444  
ekroundy@gmail.com

**CONSULTING ENGINEER:**

Daniel Hawley  
Jones and Demille Engineering  
1675 South Highway 10  
Price, Utah 84501  
Telephone: 435-637-8266  
Email: Daniel.h@jonesanddemille.com

**BOND ATTORNEY:**

## DRINKING WATER BOARD FINANCIAL ASSISTANCE EVALUATION

SYSTEM NAME: Boulder Farmstead  
 COUNTY: Garfield  
 PROJECT DESCRIPTION: LSL and GRR inventory and replacement

FUNDING SOURCE: Federal SRF

**0 % Loan & 100 % P.F.**

ESTIMATED POPULATION:	226	NO. OF CONNECTIONS:	184 *	SYSTEM RATING:	APPROVED
CURRENT AVG WATER BILL:	\$80.19 *			PROJECT TOTAL:	\$330,000
CURRENT % OF AGI:	2.60%	FINANCIAL PTS:	48	LOAN AMOUNT:	\$0
ESTIMATED MEDIAN AGI:	\$37,000			PRINC. FORGIVE.:	\$330,000
STATE AGI:	\$60,000			TOTAL REQUEST:	\$330,000
SYSTEM % OF STATE AGI:	62%				

	@ ZERO % RATE 0%	@ RBI MKT RATE 5.59%	@ CALCULATED INTEREST RATE 2.91%
<b><u>SYSTEM</u></b>			
ASSUMED LENGTH OF DEBT, YRS:	20	20	20
ASSUMED NET EFFECTIVE INT. RATE:	0.00%	5.59%	2.91%
REQUIRED NEW DEBT SERVICE:	\$0.00	\$0.00	\$0.00
*PARTIAL COVERAGE (15%):	\$0.00	\$0.00	\$0.00
*DEBT SERVICE RESERVE (10%):	\$0.00	\$0.00	\$0.00
<b>ANNUAL NEW DEBT PER CONNECTION:</b>	<b>\$0.00</b>	<b>\$0.00</b>	<b>\$0.00</b>
O & M + FUNDED DEPRECIATION:	\$98,504.00	\$98,504.00	\$98,504.00
OTHER DEBT + COVERAGE:	\$42,490.00	\$42,490.00	\$42,490.00
REPLACEMENT RESERVE ACCOUNT:	\$6,624.80	\$6,624.80	\$6,624.80
<b>ANNUAL EXPENSES PER CONNECTION:</b>	<b>\$802.28</b>	<b>\$802.28</b>	<b>\$802.28</b>
TOTAL SYSTEM EXPENSES	\$147,618.80	\$147,618.80	\$147,618.80
TAX REVENUE:	\$0.00	\$0.00	\$0.00
<b><u>RESIDENCE</u></b>			
<b>MONTHLY NEEDED WATER BILL:</b>	<b>\$71.66</b>	<b>\$71.66</b>	<b>\$71.66</b>
<b>% OF ADJUSTED GROSS INCOME:</b>	<b>2.32%</b>	<b>2.32%</b>	<b>2.32%</b>

\$0.00

Agenda Item

7(D)(ii)(e)



**DRINKING WATER BOARD  
BOARD PACKET FOR CONSTRUCTION ASSISTANCE**

**APPLICANT'S REQUEST:**

Elsinore Town Corporation is seeking funding to replace lead or galvanized service lines that require replacement which were identified during the LCCR inventory. Most work will be concentrated in the central area where the oldest homes are located. Work will include replacing both the city-side and home-owner side as needed. The project includes potholing and identifying 336 unknown service lines, with approximately 215 lines expected to be replaced.

This project scored 13.6 points on the Project Priority List.

The total cost of this project is \$884,000. Elsinore Town Corporation is requesting the full amount from the Drinking Water Board.

**STAFF COMMENTS:**

The local MAGI for the Elsinore Town Corporation is \$46,000 which is 77% of the State MAGI. The current average water bill is \$40.88/ERC, which is 1.07% of the local MAGI. The estimated after project water bill at full loan would be \$36.39/ERC or 0.95% of the local MAGI. Based on the local MAGI Elsinore Town Corporation qualifies to be considered for additional subsidy.

Option	Loan / Grant	Principal Forgiveness	Loan	Term	Interest Rate	Water Bill	% Local MAGI
1	80/20	\$177,000	\$707,000	20 yrs	3.00%	\$34.00	0.89%
2	70/30	\$265,000	\$619,000	20 yrs	3.00%	\$33.06	0.86%
3	51 /49	\$433,000	\$451,000	20 yrs	3.00%	\$31.28	0.82%

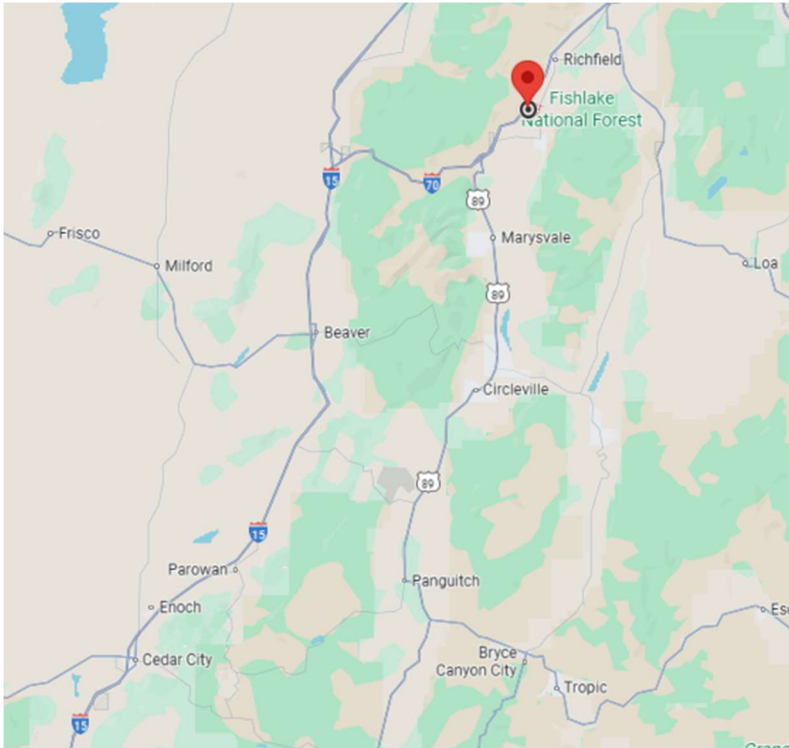
**FINANCIAL ASSISTANCE COMMITTEE RECOMMENDATION:**

**The Drinking Water Board authorize a construction loan of \$884,000 with \$265,000 in principal forgiveness to Elsinore Town Corporation, for a repayable loan amount of \$619,000 at 3.00% for 20 years.**

**APPLICANT'S LOCATION:**

Elsinore Town Corporation is located in Sevier County approximately 107 miles northeast from Cedar City.

**MAP OF APPLICANT'S LOCATION:**



**PROJECT DESCRIPTION:**

Elsinore Town Corporation is seeking funding to replace lead or galvanized service lines that require replacement, with most work concentrated in the central area where the oldest homes are located. Work will include replacing both the city-side and home-owner side as needed. The project includes potholing and identifying 336 unknown service lines, with approximately 215 lines expected to be replaced.

**POPULATION GROWTH:**

Elsinore Town Corporation provided their own estimates for population growth as they have multiple anticipated subdivisions that have been factored into the growth projections.

Year	Population	Connections
Current	941	526
2030	1,104	617
2040	1,520	849

**COST ESTIMATE:**

Legal/Bonding/Admin	\$49,000
Engineering - Design	\$50,000
Engineering - CMS	\$60,000
Construction -	\$660,000
Contingency (~10%)	\$65,000
<b>Total</b>	<b>\$884,000</b>

**COST ALLOCATION:**

<u>Funding Source</u>	<u>Cost Sharing</u>	<u>Percent of Project</u>
DWB Loan (3.00%, 20-yr)	\$619,000	70%
DWB Grant	<u>\$265,000</u>	<u>30%</u>
<b>Total</b>	<b>\$884,000</b>	<b>100%</b>

**IMPLEMENTATION SCHEDULE:**

DWB Funding Authorization:	October 2025
Complete Design	December 2025
DDW Plan Approval:	January 2026
Advertise for Bids:	January 2026
Bid Opening:	January 2026
Loan Closing:	February 2026
Begin Construction:	April 2026
Complete Construction:	August 2026

**CONTACT INFORMATION:**

**APPLICANT:**

Elsinore Town Corporation  
35 West Main  
Elsinore, UT 84724  
435-527-3306  
elisinoretown@cut.net

**PRESIDING OFFICIAL &  
CONTACT PERSON:**

Valerie Hopper  
Mayor  
35 West Main  
Elsinore, UT 84724  
435-287-8535  
hoppervalerie@hotmail.com

**TREASURER/RECORDER:**

Jennica Scott  
801-787-5486  
elisinoretown@cut.net

**CONSULTING ENGINEER:**

Parker Vercimak  
Jones and DeMille Engineering  
1535 West 100 South  
Richfield, UT 84701  
435-896-8266  
Parker.v@jonesanddemille.com

## DRINKING WATER BOARD FINANCIAL ASSISTANCE EVALUATION

SYSTEM NAME: Elsinore Town  
 COUNTY: Sevier  
 PROJECT DESCRIPTION: LSL and GRR replacements

FUNDING SOURCE: Federal SRF

**70 % Loan & 30 % P.F.**

ESTIMATED POPULATION:	941	NO. OF CONNECTIONS:	606 *	SYSTEM RATING:	APPROVED
CURRENT AVG WATER BILL:	\$40.88 *			PROJECT TOTAL:	\$884,000
CURRENT % OF AGI:	1.07%	FINANCIAL PTS:	36	LOAN AMOUNT:	\$619,000
ESTIMATED MEDIAN AGI:	\$46,000			PRINC. FORGIVE.:	\$265,000
STATE AGI:	\$60,000			TOTAL REQUEST:	\$884,000
SYSTEM % OF STATE AGI:	77%				

	@ ZERO % RATE 0%	@ RBI MKT RATE 5.59%	@ CALCULATED INTEREST RATE 3.00%
<b><u>SYSTEM</u></b>			
ASSUMED LENGTH OF DEBT, YRS:	20	20	20
ASSUMED NET EFFECTIVE INT. RATE:	0.00%	5.59%	3.00%
REQUIRED NEW DEBT SERVICE:	\$30,950.00	\$52,184.96	\$41,606.52
*PARTIAL COVERAGE (15%):	\$0.00	\$0.00	\$0.00
*DEBT SERVICE RESERVE (10%):	\$3,095.00	\$5,218.50	\$4,160.65
<b>ANNUAL NEW DEBT PER CONNECTION:</b>	<b>\$56.18</b>	<b>\$94.73</b>	<b>\$75.52</b>
O & M + FUNDED DEPRECIATION:	\$103,643.00	\$103,643.00	\$103,643.00
OTHER DEBT + COVERAGE:	\$80,537.50	\$80,537.50	\$80,537.50
REPLACEMENT RESERVE ACCOUNT:	\$9,951.15	\$11,012.90	\$10,483.98
<b>ANNUAL EXPENSES PER CONNECTION:</b>	<b>\$320.35</b>	<b>\$322.10</b>	<b>\$321.23</b>
TOTAL SYSTEM EXPENSES	\$228,176.65	\$252,596.86	\$240,431.65
TAX REVENUE:	\$0.00	\$0.00	\$0.00
<b><u>RESIDENCE</u></b>			
<b>MONTHLY NEEDED WATER BILL:</b>	<b>\$31.38</b>	<b>\$34.74</b>	<b>\$33.06</b>
<b>% OF ADJUSTED GROSS INCOME:</b>	<b>0.82%</b>	<b>0.91%</b>	<b>0.86%</b>

\$0.00

Agenda Item

7(D)(ii)(f)

**DRINKING WATER BOARD  
BOARD PACKET FOR CONSTRUCTION ASSISTANCE  
PRESENTED TO THE FINANCIAL ASSISTANCE COMMITTEE**

**APPLICANT'S REQUEST:**

Junction Town is requesting financial assistance to replace galvanized services identified during the LCRR inventory.

This project scored 17.2 points on the Project Priority List.

The total project cost is \$41,200 and they are requesting the full amount from the Drinking Water Board.

**STAFF COMMENTS:**

The local MAGI for Junction Town is \$37,000, which is 62% of the State MAGI. The current average water bill is \$38.16/ERC, which is 1.24% of the local MAGI. The estimated after project water bill at full loan would be \$34.46/ERC or 1.12% of the local MAGI. Based on the local MAGI, Junction Town qualifies to be considered for additional subsidy.

Option	Loan / Grant	Principal Forgiveness	Loan	Term	Interest Rate (HGA)	Water Bill	% Local MAGI
1	0 /100	\$41,200	\$0	0 yrs	%	\$32.57	1.06%

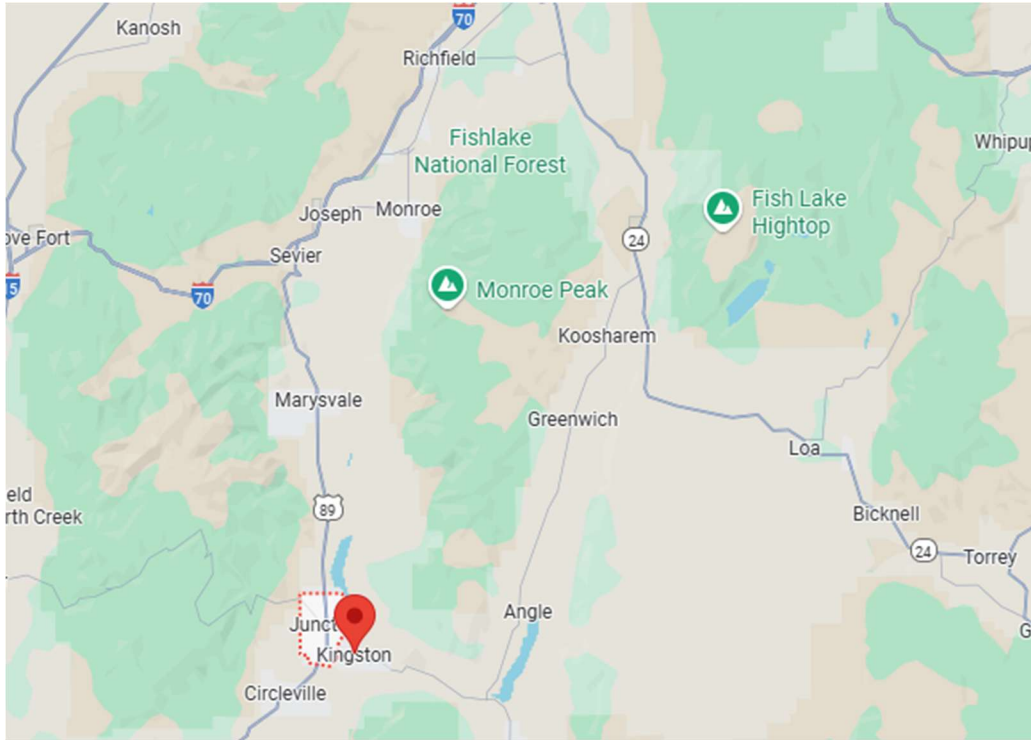
**FINANCIAL ASSISTANCE COMMITTEE RECOMMENDATION:**

**The Drinking Water Board authorize a construction loan of \$41,200 with 100% in principal forgiveness to Junction Town.**

**APPLICANT'S LOCATION:**

Junction Town is located in Piute County approximately 46 miles South of Richfield.

**MAP OF APPLICANT'S LOCATION:**



**PROJECT DESCRIPTION:**

Replacing galvanized services identified during the LCRR inventory.



**POPULATION GROWTH:**

Population growth is based on water system estimates.

Year	Population	Connections
Current	223	124
2030	305	141
2040	355	164

**COST ESTIMATE:**

Legal/Bonding/Admin	\$1,300
Engineering - Design	\$3,100
Engineering - CMS	\$1,900
Construction -	\$30,300
Contingency (~10%)	\$4,600
1% Loan Origination Fee	
<b>Total</b>	<b>\$41,200</b>

**COST ALLOCATION:**

<u>Funding Source</u>	<u>Cost Sharing</u>	<u>Percent of Project</u>
DWB Grant	\$41,200	100%
<b>Total</b>	<b>\$41,200</b>	<b>100%</b>

**IMPLEMENTATION SCHEDULE:**

DWB Funding Authorization:	Oct 2025
Complete Design	Dec 2025
DDW Plan Approval:	Dec 2025
Advertise for Bids:	Jan 2026
Bid Opening:	Feb 2026
Loan Closing:	
Begin Construction:	Mar 2026
Complete Construction:	Oct 2026

**CONTACT INFORMATION:**

APPLICANT: Junction Town  
105 North 200 West  
Junction, Utah 84740  
Telephone: 435-577-2777  
Email: junction.town@yahoo.com

PRESIDING OFFICIAL &  
CONTACT PERSON: Greg Pearson  
105 North 200 West  
Junction, Utah 84740  
Telephone: 435-577-2777  
Email: junction.town@yahoo.com

TREASURER/RECORDER: Teresa Pearson  
435-577-2777

CONSULTING ENGINEER: Kelly Chappell  
Ensign Engineering  
225 North 100 East  
Richfield, Utah 84701  
Telephone: 435-896-2983  
Email: kchappell@ensignutah.com

BOND ATTORNEY:

## DRINKING WATER BOARD FINANCIAL ASSISTANCE EVALUATION

SYSTEM NAME: Junction Town  
 COUNTY: Utah  
 PROJECT DESCRIPTION: Water line replacement, fire hydrants and service connections

FUNDING SOURCE: State SRF

### 0 % Loan & 100 % Grant

ESTIMATED POPULATION:	223	NO. OF CONNECTIONS:	141 *	SYSTEM RATING:	APPROVED
CURRENT AVG WATER BILL:	\$38.16 *			PROJECT TOTAL:	\$41,200
CURRENT % OF AGI:	1.24%	FINANCIAL PTS:	44	LOAN AMOUNT:	\$0
ESTIMATED MEDIAN AGI:	\$37,000			GRANT AMOUNT:	\$41,200
STATE AGI:	\$60,000			TOTAL REQUEST:	\$41,200
SYSTEM % OF STATE AGI:	62%				

	@ ZERO % RATE 0%	@ RBI MKT RATE 5.59%	@ CALCULATED INTEREST RATE 3.00%
<b><u>SYSTEM</u></b>			
ASSUMED LENGTH OF DEBT, YRS:	20	20	20
ASSUMED NET EFFECTIVE INT. RATE:	0.00%	5.59%	3.00%
REQUIRED NEW DEBT SERVICE:	\$0.00	\$0.00	\$0.00
*PARTIAL COVERAGE (15%):	\$0.00	\$0.00	\$0.00
*DEBT SERVICE RESERVE (10%):	\$0.00	\$0.00	\$0.00
<b>ANNUAL NEW DEBT PER CONNECTION:</b>	<b>\$0.00</b>	<b>\$0.00</b>	<b>\$0.00</b>
 O & M + FUNDED DEPRECIATION:	 \$28,965.00	 \$28,965.00	 \$28,965.00
OTHER DEBT + COVERAGE:	\$23,750.00	\$23,750.00	\$23,750.00
REPLACEMENT RESERVE ACCOUNT:	\$2,398.25	\$2,398.25	\$2,398.25
<b>ANNUAL EXPENSES PER CONNECTION:</b>	<b>\$390.87</b>	<b>\$390.87</b>	<b>\$390.87</b>
 TOTAL SYSTEM EXPENSES	 \$55,113.25	 \$55,113.25	 \$55,113.25
TAX REVENUE:	\$0.00	\$0.00	\$0.00
 <b><u>RESIDENCE</u></b>			
<b>MONTHLY NEEDED WATER BILL:</b>	<b>\$32.57</b>	<b>\$32.57</b>	<b>\$32.57</b>
 <b>% OF ADJUSTED GROSS INCOME:</b>	 <b>1.06%</b>	 <b>1.06%</b>	 <b>1.06%</b>

\$0.00

Agenda Item

7(D)(ii)(g)

**DRINKING WATER BOARD  
BOARD PACKET FOR CONSTRUCTION ASSISTANCE**

**APPLICANT'S REQUEST:**

Wellington City is requesting financial assistance to investigate and replace any lead and galvanized services lines that pose a risk to public health and water quality.

This project scored 23.1 points on the Project Priority List.

The total project cost is \$1,712,000 and Wellington is requesting the full amount from the Drinking Water Board.

**STAFF COMMENTS:**

The local MAGI for Wellington City is \$48,000, which is 80% of the State MAGI. The current average water bill is \$86.44/Residential Connection, which is 2.16% of the local MAGI. The estimated after project water bill at full loan would be \$84.63/Residential Connection or 2.12% of the local MAGI. Based on the local MAGI and after project water bill, Wellington qualifies to be considered for additional subsidy.

Option	Loan / Grant	Principal Forgiveness	Loan	Term	HGA	Water Bill	% Local MAGI
1	70/30	\$510,00	\$1,202,000	30	2.50%	\$80.85	2.02%
2	51/49	\$845,000	\$867,000	30	2.50%	\$78.56	1.96%
3	51/49	\$845,000	\$867,000	30	0%	\$76.31	1.91%
4	0/100	\$1,712,000	\$0	N/A	N/A	\$71.93	1.80%

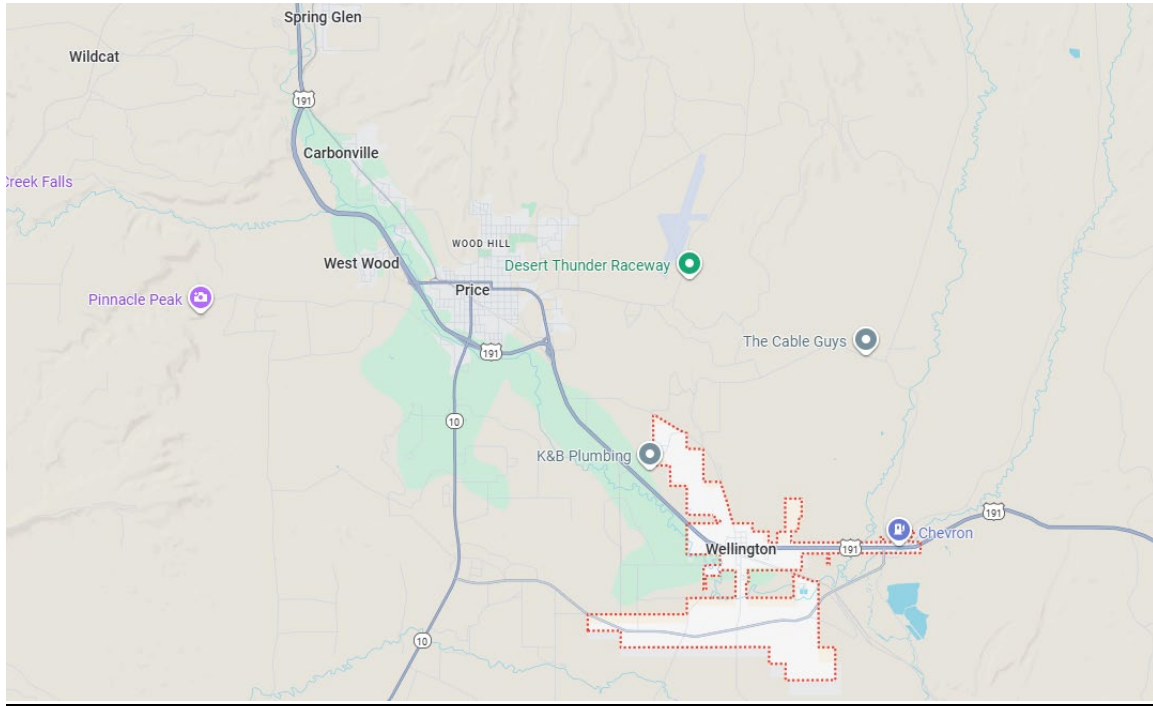
**FINANCIAL ASSISTANCE COMMITTEE RECOMMENDATION:**

**The Drinking Water Board authorize a construction loan of \$1,712,000 with \$1,712,000 in principal forgiveness to Wellington City.**

**APPLICANT'S LOCATION:**

Wellington City is located in Carbon County approximately 6 miles southeast from Price.

**MAP OF APPLICANT'S LOCATION:**



**PROJECT DESCRIPTION:**

This project will consist of evaluating the service lines in areas that were identified as "unknown" under the lead/copper service line inventory project performed in 2024. Galvanized or lead lines identified through potholing of existing service lines will be replaced up to the home with approval from property owners.

**POPULATION GROWTH:**

Population based on Wellington's estimates, but only the current population was provided.

Year	Population	Connections
Current	1,630	656
2035		
2045		

**COST ESTIMATE:**

Legal/Bonding	\$15,000
Property Owner Coordination	\$40,000
Engineering – Planning	\$105,200
Engineering – Design	\$132,200
Construction -	\$1,182,300
Contingency (~10%)	\$237,300
<b>Total</b>	<b>\$1,712,000</b>

**COST ALLOCATION:**

<u>Funding Source</u>	<u>Cost Sharing</u>	<u>Percent of Project</u>
DWB Grant	\$1,712,000	100%
<b>Total</b>	<b>\$1,712,000</b>	<b>100%</b>

**IMPLEMENTATION SCHEDULE:**

DWB Funding Authorization:	October 2025
Complete Design	January 2026
DDW Plan Approval:	February 2026
Advertise for Bids:	March 2026
Bid Opening:	March 2026
Loan Closing:	
Begin Construction:	April 2026
Complete Construction:	June 2026

**CONTACT INFORMATION:**

APPLICANT:	Wellington City 150 West Main St Wellington, UT 84542 (435) 637-5213
PRESIDING OFFICIAL & CONTACT PERSON:	Mayor Jack Clark 150 West Main Wellington UT 84542 435-650-0079 <a href="mailto:mayorclark@wellingtonutah.gov">mayorclark@wellingtonutah.gov</a>
TREASURER/RECORDER:	Rebecca Evans 435-637-5213 <a href="mailto:revans@wellingtonutah.gov">revans@wellingtonutah.gov</a>
CONSULTING ENGINEER:	Wyatt Hansen Jones and DeMille Engineering 1675 South Highway 10 Price, UT 84051 435-637-8266 <a href="mailto:Wyatt.h@jonesanddemille.com">Wyatt.h@jonesanddemille.com</a>
BOND ATTORNEY:	Eric Johnson Johnson, Patterson & Yellowhorse PO Box 831 Pleasant Grove, UT 84062 801-520-5333
FINANCIAL CONSULTANT:	Barbara Clendennen BECCAACCOUNTING LLC PO Box 162 Wellington, UT 84542 801-362-4118 <a href="mailto:becautah@gmail.com">becautah@gmail.com</a>



## DRINKING WATER BOARD FINANCIAL ASSISTANCE EVALUATION

SYSTEM NAME: Wellington City  
 COUNTY: Carbon  
 PROJECT DESCRIPTION: Investiage & replace LSL & GRRs

FUNDING SOURCE: Federal SRF

**0 % Loan & 100 % P.F.**

ESTIMATED POPULATION:	1,630	NO. OF CONNECTIONS:	632 *	SYSTEM RATING:	APPROVED
CURRENT AVG WATER BILL:	\$86.44 *			PROJECT TOTAL:	\$1,712,000
CURRENT % OF AGI:	2.16%	FINANCIAL PTS:	48	LOAN AMOUNT:	\$0
ESTIMATED MEDIAN AGI:	\$48,000			PRINC. FORGIVE.:	\$1,712,000
STATE AGI:	\$60,000			TOTAL REQUEST:	\$1,712,000
SYSTEM % OF STATE AGI:	80%				

	@ ZERO % RATE 0%	@ RBI MKT RATE 5.59%	@ CALCULATED INTEREST RATE 2.50%
<b><u>SYSTEM</u></b>			
ASSUMED LENGTH OF DEBT, YRS:	30	30	30
ASSUMED NET EFFECTIVE INT. RATE:	0.00%	5.59%	2.50%
REQUIRED NEW DEBT SERVICE:	\$0.00	\$0.00	\$0.00
*PARTIAL COVERAGE (15%):	\$0.00	\$0.00	\$0.00
*DEBT SERVICE RESERVE (10%):	\$0.00	\$0.00	\$0.00
<b>ANNUAL NEW DEBT PER CONNECTION:</b>	<b>\$0.00</b>	<b>\$0.00</b>	<b>\$0.00</b>
 O & M + FUNDED DEPRECIATION:	 \$370,977.00	 \$370,977.00	 \$370,977.00
OTHER DEBT + COVERAGE:	\$150,000.00	\$150,000.00	\$150,000.00
REPLACEMENT RESERVE ACCOUNT:	\$24,548.85	\$24,548.85	\$24,548.85
<b>ANNUAL EXPENSES PER CONNECTION:</b>	<b>\$863.17</b>	<b>\$863.17</b>	<b>\$863.17</b>
 TOTAL SYSTEM EXPENSES	 \$545,525.85	 \$545,525.85	 \$545,525.85
TAX REVENUE:	\$0.00	\$0.00	\$0.00
 <b><u>RESIDENCE</u></b>			
<b>MONTHLY NEEDED WATER BILL:</b>	<b>\$71.93</b>	<b>\$71.93</b>	<b>\$71.93</b>
 <b>% OF ADJUSTED GROSS INCOME:</b>	 <b>1.80%</b>	 <b>1.80%</b>	 <b>1.80%</b>

\$0.00

Agenda Item

7(D)(ii)(h)

**DRINKING WATER BOARD  
BOARD PACKET FOR CONSTRUCTION ASSISTANCE**

**APPLICANT'S REQUEST:**

Apple Valley Town would like to take over all debt of the Big Plains Special Service District

There are a total of three existing loans with the Division of Drinking Water. Two of these will be combined into a single bond, and the other will be refinanced to show Apple Valley as the debtor. This will ensure the terms remain the same for all three loans. There will be no additional funds authorized or awarded, only a refinance of existing debt from Big Plains SSD to Apple Valley Town.

**STAFF COMMENTS:**

The three existing loans are:

\*2012 water project consisting of a loan of \$2,540,000 at 0% for 30 years. This project was to purchase the Apple Valley Water Company and the Cedar Point Water Company, including their water rights, and to build a new storage tank and distribution lines. The new bond will encompass both this loan and the 2018 bond at 0% interest listed below. The term of the loan will be for 19 years.

\*2018 water bond consisting of a loan of \$88,000 at 0% for 20 years, this project was to upgrade their well house and install a transmission line.

\*2018 water bond consisting of a loan of \$362,000 at 1.0% for 30 years. This project was to purchase the Canaan Springs Water Company, including water rights and all infrastructure. The new bond will be for the remaining length of the original term of 23 years.

**STAFF RECOMMENDATION:**

**The Drinking Water Board authorize the refinancing of 3 water revenue bonds from Big Plains SSD to be assumed by Apple Valley Town as listed:**

**Series 2025A Water Revenue Bond in the amount of \$1,665,000 at 0% interest for 19 years and a Series 2025B Water Revenue Bond in the amount of \$284,000 at 1.0% interest for 23 years.**

**CONTACT INFORMATION:**

**APPLICANT:**

Town of Apple Valley  
1777 North Meadowlark Drive  
Apple Valley, Utah 84737  
Telephone: 435-877-1190

**PRESIDING OFFICIAL &  
CONTACT PERSON:**

Michelle Kinney, Finance Director  
1777 North Meadowlark Drive  
Apple Valley, Utah 84737  
Telephone: 435-877-1190  
Email: mkinney@applevalleyut.gov

**BOND ATTORNEY:**

Richard Chamberlain  
Chamberlain Associates  
225 North 100 East  
Richfield, Utah 84701  
Telephone: 435-896-4461  
Email: rchamberlain13@gmail.com



Mayor: Michael Farrar Council Members: Kevin Sair – Scott Taylor – Annie Spendlove – Richard Palmer

1777 North Meadowlark Drive, Apple Valley, Utah 84737  
Phone: 435-877-1190 Fax: 435-877-1192  
www.applevalleyut.gov

**Date:** 8/26/2025

**To:** Utah Drinking Water Board  
**From:** Town of Apple Valley  
1777 N Meadowlark Dr.  
Apple Valley UT 84737

**Subject:** Request for Assumption of Big Plains Bonds

Dear Members of the Drinking Water Board,

On behalf of the Town of Apple Valley, we respectfully request the acquisition and assumption of the three outstanding Big Plains Water Special Service District bonds currently held by the Drinking Water Board. This request follows a vote by the Town Council of Apple Valley to dissolve the Big Plains Water Special Service District, thereby assuming all debits and assets.

As part of this assumption, the Town proposes the following structure:

1. The **two bonds currently carrying 0% interest** will be combined into a single consolidated 0% bond.
2. The **remaining bond with a 1% interest rate** will remain separate and continue under its current terms.

For your reference, attached are the repayment schedules for both the consolidated 0% bond and the 1% bond.

We appreciate the Board's continued partnership in supporting the Town of Apple Valley's efforts to manage and maintain a sustainable water infrastructure system for our residents. Please let us know if you require any additional information or documentation in advance of your review and approval.

Sincerely,

Michael Farrar (Aug 26, 2025 15:13:46 MDT)

Mayor Michael Farrar  
Mayor, Town of Apple Valley

cc: Heather Pattee  
Michael Grange  
Town Council, Town of Apple Valley






# DDW Bond Assumption Request\_AV

Final Audit Report

2025-08-26

Created:	2025-08-26
By:	Michelle Kinney (mkinney@applevalleyut.gov)
Status:	Signed
Transaction ID:	CBJCHBCAABAAonJuVTiifHNVPsYqbtvGTWhk3QN3sm

## "DDW Bond Assumption Request\_AV" History

-  Document created by Michelle Kinney (mkinney@applevalleyut.gov)  
2025-08-26 - 6:55:11 PM GMT
-  Document emailed to Michael Farrar (mayor@applevalleyut.gov) for signature  
2025-08-26 - 6:55:15 PM GMT
-  Email viewed by Michael Farrar (mayor@applevalleyut.gov)  
2025-08-26 - 9:12:40 PM GMT
-  Document e-signed by Michael Farrar (mayor@applevalleyut.gov)  
Signature Date: 2025-08-26 - 9:13:46 PM GMT - Time Source: server
-  Agreement completed.  
2025-08-26 - 9:13:46 PM GMT

**TOWN OF APPLE VALLEY WATER REVENUE BONDS**  
**Series 2025A Water Revenue Bond**

Principal Amount: \$ 1,665,000

Interest: 0%

Annual Debt Service

10/1/2025	\$ 4,000
10/1/2026	\$ 88,000
10/1/2027	\$ 89,000
10/1/2028	\$ 88,000
10/1/2029	\$ 90,000
10/1/2030	\$ 89,000
10/1/2031	\$ 90,000
10/1/2032	\$ 89,000
10/1/2033	\$ 90,000
10/1/2034	\$ 89,000
10/1/2035	\$ 90,000
10/1/2036	\$ 89,000
10/1/2037	\$ 85,000
10/1/2038	\$ 84,000
10/1/2039	\$ 85,000
10/1/2040	\$ 84,000
10/1/2041	\$ 85,000
10/1/2042	\$ 84,000
10/1/2043	\$ 85,000
10/1/2044	\$ 84,000

**TOWN OF APPLE VALLEY WATER REVENUE BONDS**  
**Series 2025B Water Revenue Bond**

Principal Amount: \$284,000

Interest Rate: 1.00%

<u>Annual Debt Service</u>	<u>Principal</u>	<u>Interest</u>	<u>Total Payment</u>
5/1/2026	\$ 11,000	\$ 2,840	\$ 13,840
5/1/2027	\$ 11,000	\$ 2,730	\$ 13,730
5/1/2028	\$ 11,000	\$ 2,620	\$ 13,620
5/1/2029	\$ 11,000	\$ 2,510	\$ 13,510
5/1/2030	\$ 12,000	\$ 2,400	\$ 14,400
5/1/2031	\$ 12,000	\$ 2,280	\$ 14,280
5/1/2032	\$ 12,000	\$ 2,160	\$ 14,160
5/1/2033	\$ 12,000	\$ 2,040	\$ 14,040
5/1/2034	\$ 12,000	\$ 1,920	\$ 13,920
5/1/2035	\$ 12,000	\$ 1,800	\$ 13,800
5/1/2036	\$ 12,000	\$ 1,680	\$ 13,680
5/1/2037	\$ 12,000	\$ 1,560	\$ 13,560
5/1/2038	\$ 12,000	\$ 1,440	\$ 13,440
5/1/2039	\$ 13,000	\$ 1,320	\$ 14,320
5/1/2040	\$ 13,000	\$ 1,190	\$ 14,190
5/1/2041	\$ 13,000	\$ 1,060	\$ 14,060
5/1/2042	\$ 13,000	\$ 930	\$ 13,930
5/1/2043	\$ 13,000	\$ 800	\$ 13,800
5/1/2044	\$ 13,000	\$ 670	\$ 13,670
5/1/2045	\$ 13,000	\$ 540	\$ 13,540
5/1/2046	\$ 14,000	\$ 410	\$ 14,410
5/1/2047	\$ 13,000	\$ 270	\$ 13,270
5/1/2048	\$ 14,000	\$ 140	\$ 14,140