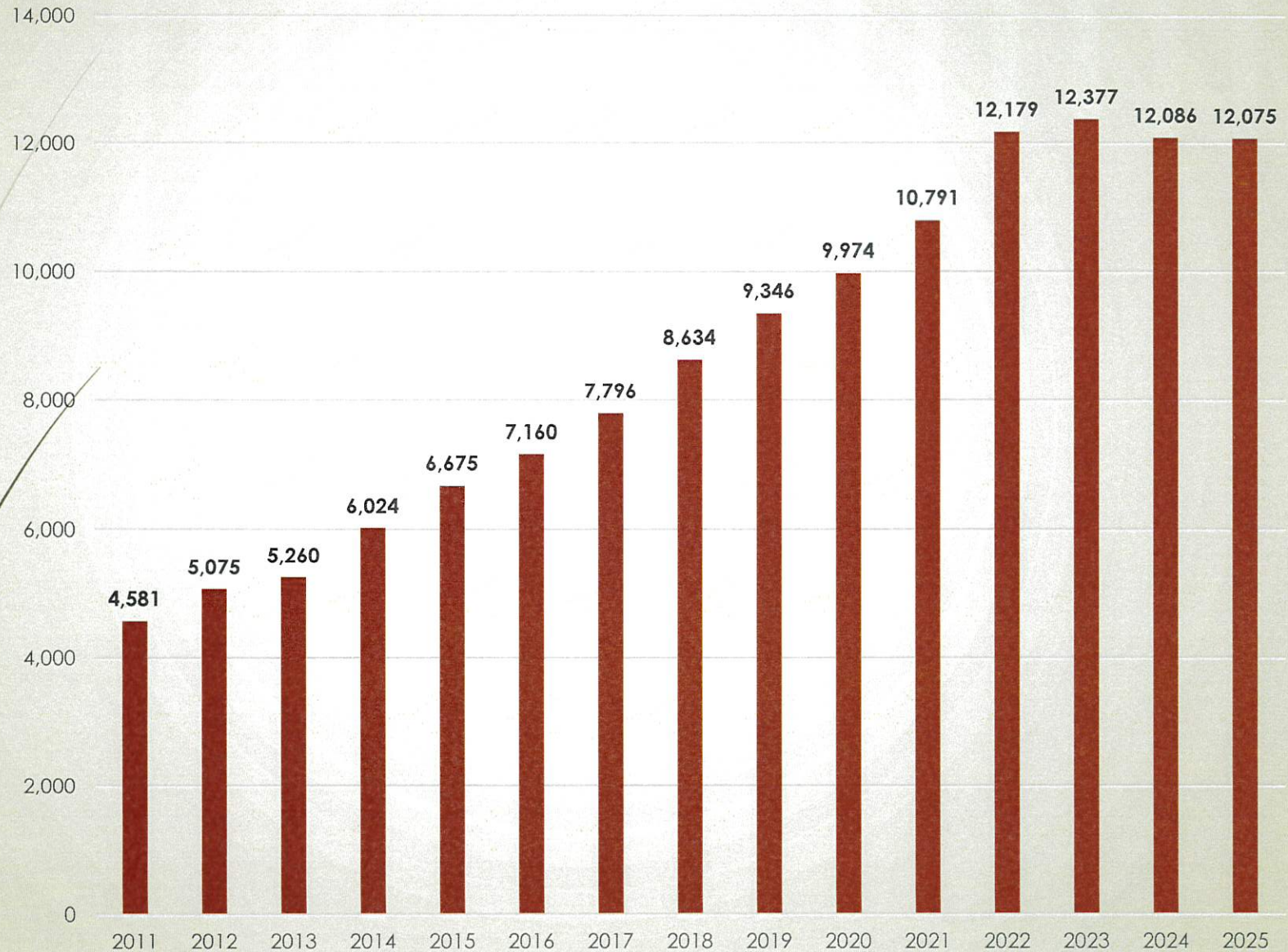


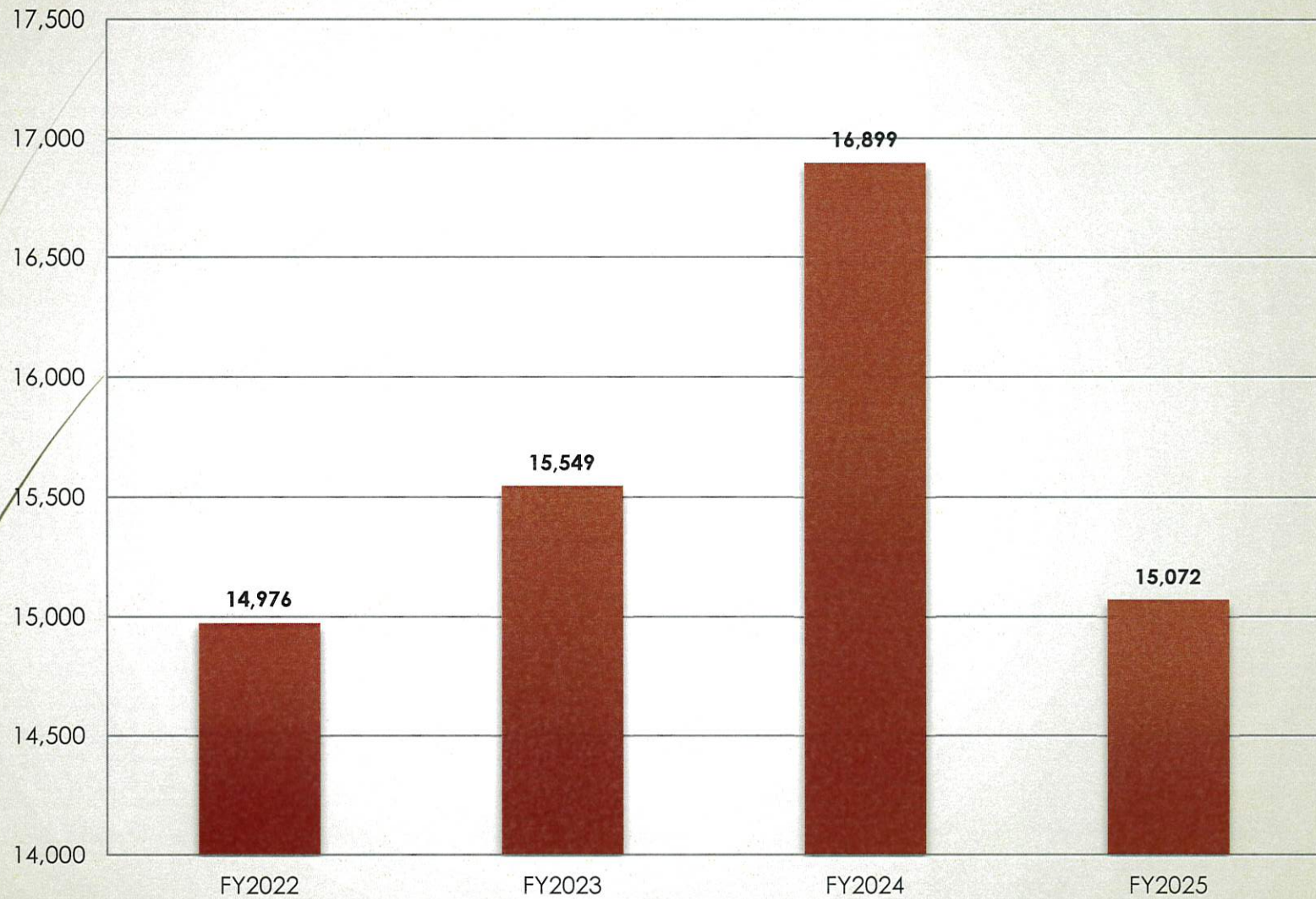
Clients Served



Service Count

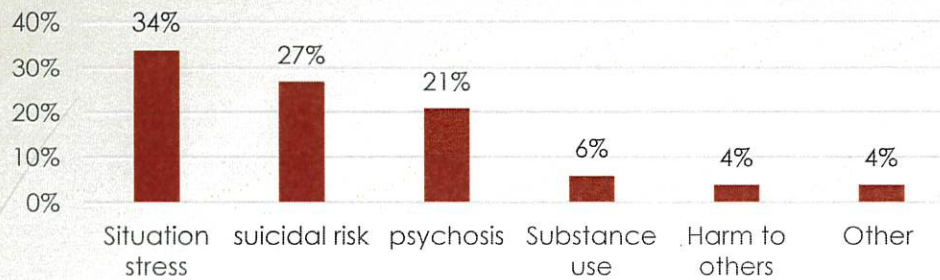


Crisis Service Count

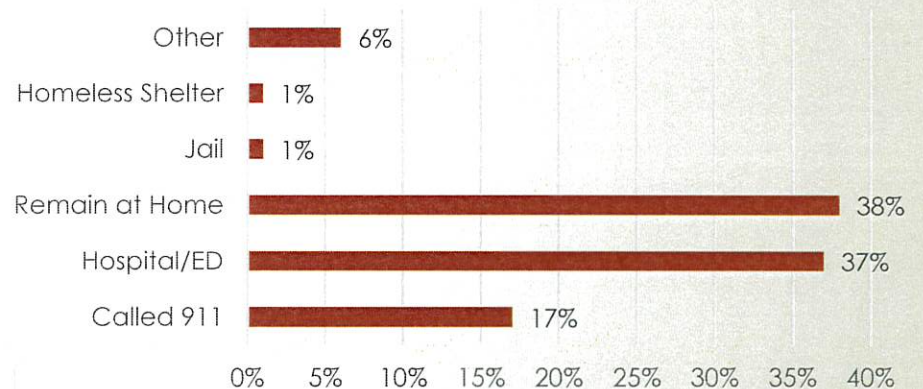


Mobile Crisis Outreach Team

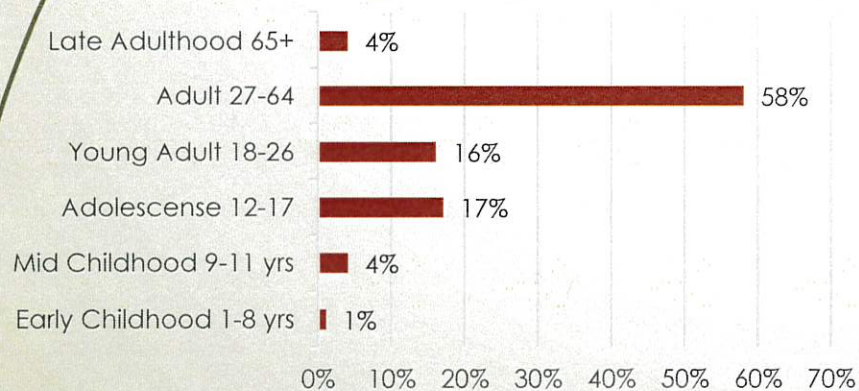
Primary Concern



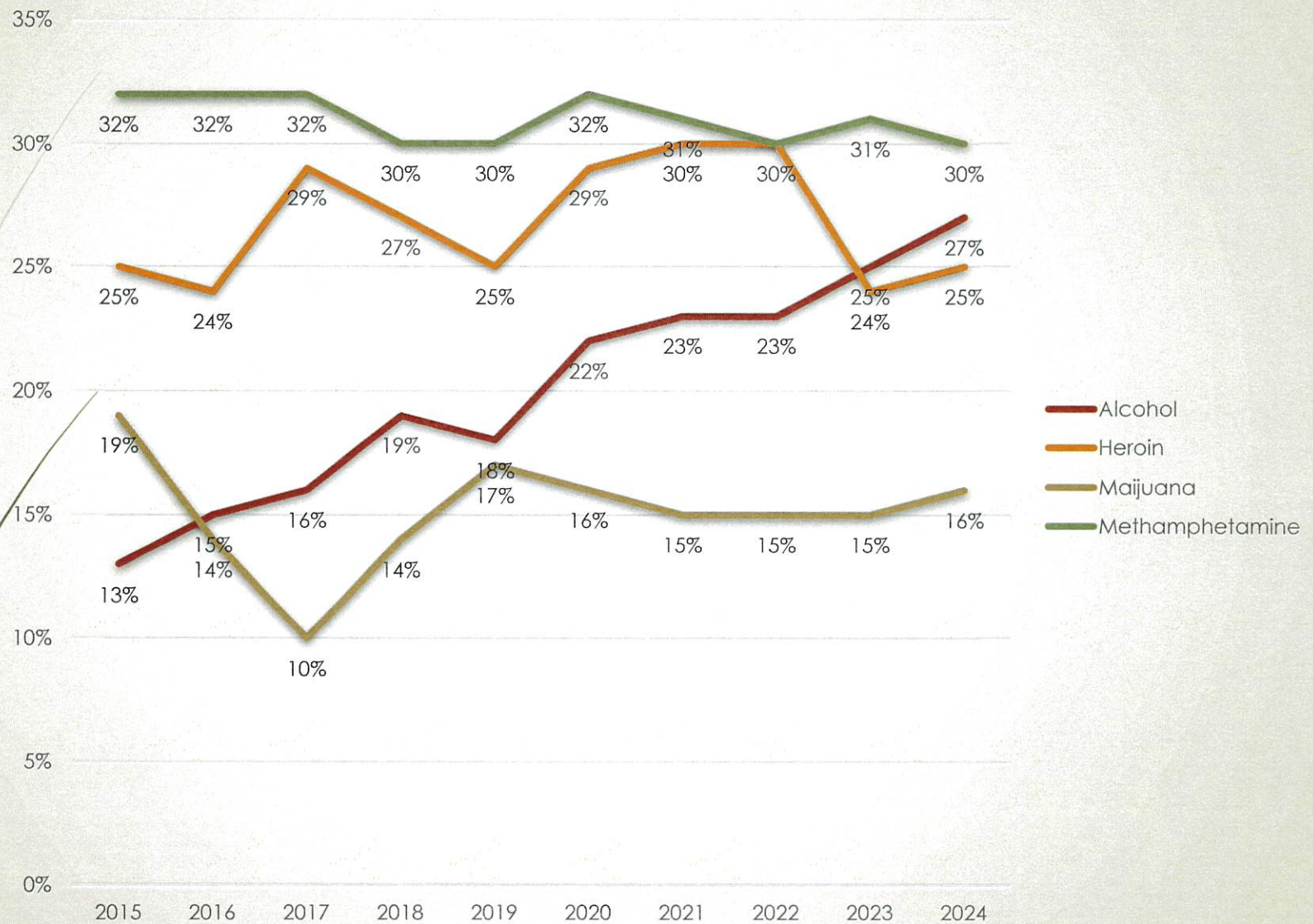
Perceived Alternative to MCOT



Age Group



Primary Substance of Abuse



DAVIS BEHAVIORAL HEALTH, INC.
BUDGET REQUEST - CALENDAR YEAR 2026

| Funding Sources | FYE 2025 | | FYE 2026 | |
|--------------------------------------------|---------------------|-----------------|-----------------------------|--|
| | Via County | | Via County | |
| Federal: Pass-through Funding | | | | |
| MENTAL HEALTH BLOCK GRANT | \$1,391,379 | -31.8% = | \$948,329 | |
| SUBSTANCE ABUSE BLOCK GRANT | 2,632,290 | -16.1% = | 2,209,419 | |
| State Targeted/Opioid Response (STR/SOR) | 792,223 | -65.6% | 272,820 | |
| Partners For Success | 123,000 | -80.3% = | 24,250 | |
| State of Utah: Pass-through Funding | | | | |
| MENTAL HEALTH CONTRACTS | 6,440,886 | 31.8% = | 8,491,776 | |
| SUBSTANCE ABUSE CONTRACTS | 1,905,988 | -27.1% = | 1,389,489 | |
| Justice Reinvestment Initiative [JRI] | 412,557 | 0.0% | 412,557 | |
| LESS: MEDICAID MATCH | (7,859,506) | 0.0% = | (7,859,506) | |
| MEDICATION ASSISTED TREATMENT | 0 | | 0 | |
| DRUG COURT CONTRACTS | 23,437 | -15.6% = | 19,780 | |
| | \$5,862,254 | 0.8% = | \$5,908,914 | |
| Davis County Funding | | | | |
| GENERAL FUND APPROPRIATION including | | | | |
| STATUTORY MATCHING FUNDS @ 20% | \$1,522,000 | | \$1,560,100 | |
| State Mental Health Contract | 1,288,180 | | 1,698,360 | |
| State Substance Abuse Contract | 386,199 | | 386,199 | |
| | \$1,522,000 | + 2.5% = | Request: \$1,560,100 | |
| JAIL - SUBSTANCE ABUSE TREATMENT (2.5 FTE) | 286,600 | + 2.5% = | 293,800 | |
| JAIL - MENTAL HEALTH TREATMENT (2.0 FTE) | 199,200 | + 2.5% = | 204,200 | |
| MENTAL HEALTH COURT SUPPLEMENT | 115,400 | + 2.5% = | 118,300 | |
| Approved Amount | \$ 2,123,200 | + 2.5% = | Request: \$2,176,400 | |