2025 Municipal Wastewater Planning Program Survey

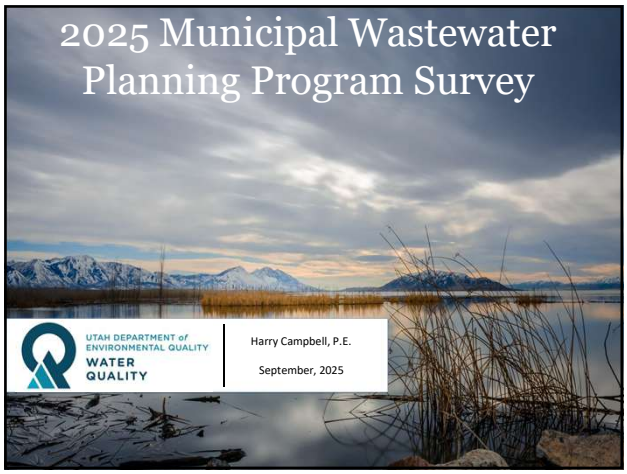

UTAH DEPARTMENT of ENVIRONMENTAL QUALITY
WATER QUALITY

Harry Campbell, P.E.

September, 2025

MWPP Survey

1. The MWPP Survey (1)
2. Sewer Revenues (2)
3. Capital Reserves (4)
4. Impact & User Fees (1)
5. Asset Management (1)
6. Planned Projects (5)

Surveyed Groups

Number of Facilities

200 Total – 151 -- 76%

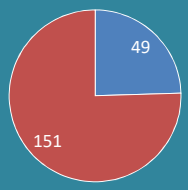

Non Repondents
Respondents

17 Federal/1 Private Facility and Duplicates Removed

Breakdown of the Respondents

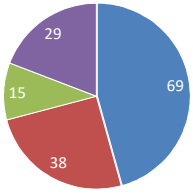

Collections Only
Mechanical
Discharging Lagoons
Non-Discharging Lagoons

Revenue Sources 2023

Fund	% of Use	Average	Median	Max	Min
User Fee		$39/mo	$35/mo	$103/mo	$8/mo
	Avg Household User Fee	$37/Mo		$500/yr	
Impact Fee		$7,772	$2,474	$281,795	$113
Tax		$2.25M	$0.8M	$13.31M	$15,000

Overlapping Revenue Sources (2023)

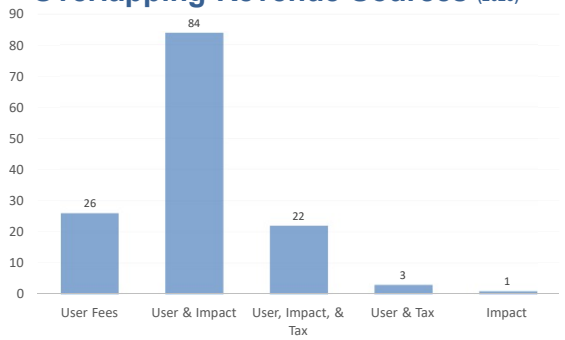

Capital Reserves

Are you collecting 95% or more of your anticipated sewer revenue?

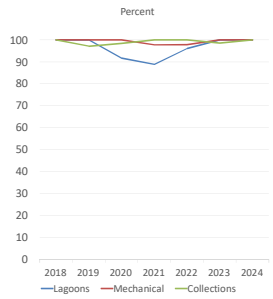

Are debt service reserve fund requirements being met?

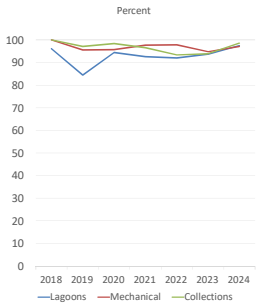

Capital Reserves

Has a repair and replacement sinking fund been established for the sewer system?

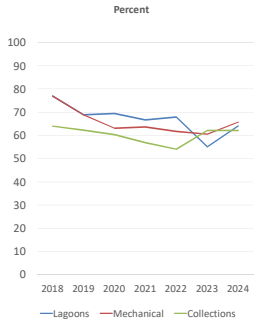

Is the repair & replacement sinking fund sufficient to meet anticipated needs?

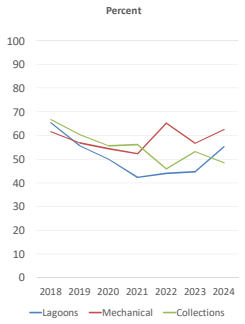

Division of Water Quality 7

Capital Reserves

Are sewer revenues sufficient to cover all costs of current capital improvement projects?

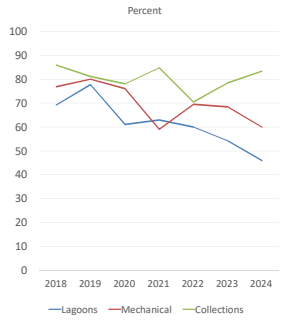

Are projected capital improvements reserve funds sufficient for the next five years?

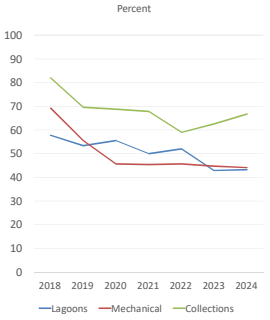

Division of Water Quality 8

Capital Reserves

Are projected capital improvements reserve funds sufficient for the next ten years?

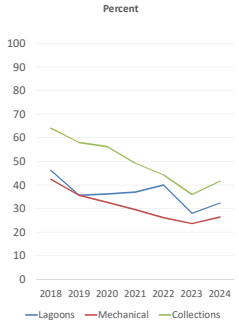

Are projected capital improvements reserve funds sufficient for the next twenty years?

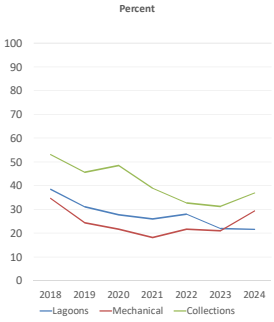

Division of Water Quality 9

Impact & User Fees

Have you completed a rate study within the last five years?

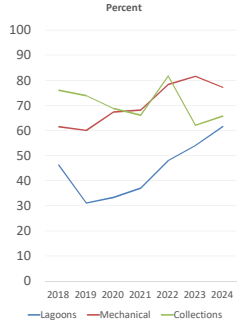

Have you completed an impact fee study in accordance with UCA 11-36a-2 within the last five years?

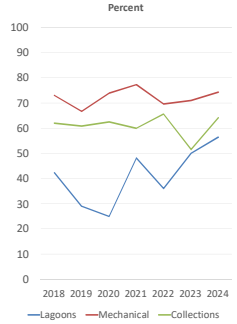

Division of Water Quality 10

Asset Management

Do you use an asset management system for your sewer systems?

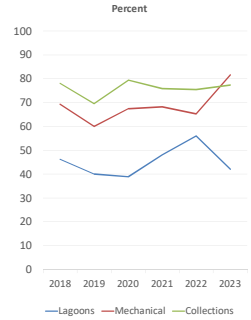

Do you fund sewer system capital improvements annually with sewer revenues at 2% or more of the total replacement cost?

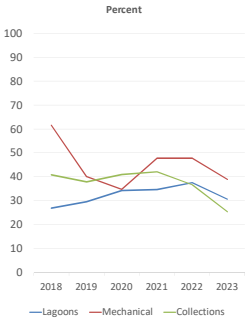

Division of Water Quality 11

Planned Projects - Next 20 Years

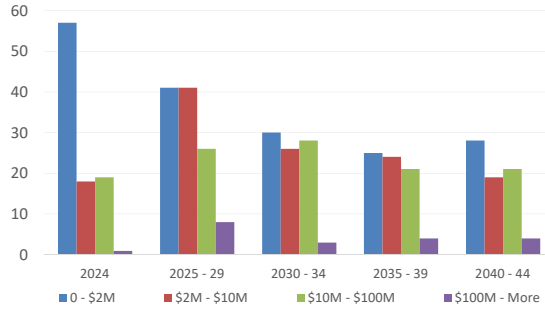

Division of Water Quality 12

Capital Plans 2025 through 2029

Total Capital Plans
$3,503,894,465

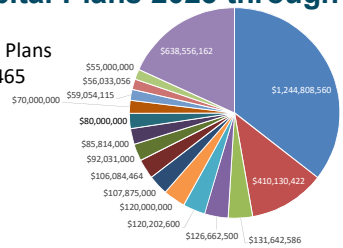

Capital Plans 2030 through 2034

Total Capital Plans,
$1,626,076,373

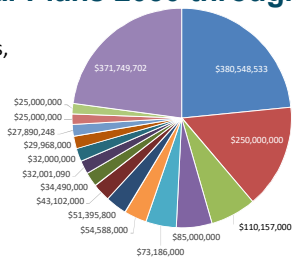

Capital Plans 2035 through 2039

Total Capital Plans
$1,923,018,121

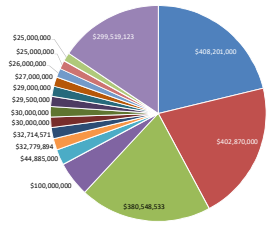

Capital Plans 2040 through 2044

Total Capital Plans
$1,565,365,755

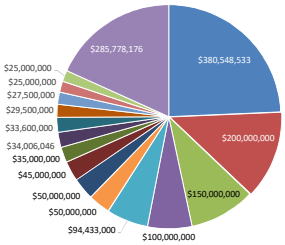

Questions?

- **Harry Campbell**
- **385-501-9583**
- **hcampbell@utah.gov**