



8000 South Redwood Road  
West Jordan, Utah 84088  
801-569-5116

**THE CITY OF WEST JORDAN  
2025 CERTIFIED MUNICIPAL ELECTION RESULTS**

I, Tangee Sloan, the duly chosen, qualified and acting City Recorder of the City of West Jordan, County of Salt Lake, State of Utah, hereby certify that the following is a true, correct copy of the Canvass Report for the August 12, 2025, Municipal Primary Election. This report was reviewed and certified by the Board of Municipal Canvassers for the City of West Jordan, Utah on August 26, 2025.

**City Council At-Large three (3) Seats (4-YEAR TERM)**

Kayleen Whitelock  
Annette Harris  
Jessica Wignall  
Chris McConnehey  
Rob Bennett  
Sergio Sotelo  
David F. Pack  
Kelvin Green  
JD Sheppard  
Rulon Green  
Kevin Seal  
Eric Hanna

**OFFICIAL TOTALS**

3,250	13.83%
3,178	13.52%
2,544	10.82%
2,447	10.41%
2,351	10.00%
2,349	9.99%
2,148	9.14%
2,117	9.01%
1,346	5.73%
795	3.38%
725	3.08%
252	1.07%

**TOTAL VOTES**

**23,502**



Tangee Sloan, MMC, UCC  
City Recorder  
City of West Jordan

Published: 8/26/2025  
Utah Public Notice Website  
City of West Jordan Website  
Front Foyer of West Jordan City Hall  
Front Foyer of West Jordan Public Works

**THE CITY OF WEST JORDAN, UTAH**  
A Municipal Corporation

**RESOLUTION NO. 25-044**

**A RESOLUTION OF THE BOARD OF CANVASSERS OF CITY OF WEST JORDAN  
APPROVING THE CANVASS OF  
THE 2025 CITY OF WEST JORDAN MUNICIPAL PRIMARY ELECTION**

WHEREAS, the Board of Canvassers of City of West Jordan (“City” and the “Board” or “Board of Canvassers”), consisting of the City’s Mayor and its City Council, met on August 26, 2025 to canvass the returns of the City’s 2025 Primary Election held on August 12, 2025 (“Primary Election”); and

WHEREAS, as required by law, the Board must canvass the returns of the Primary Election to nominate six (6) candidates to campaign for the three (3) City Council At-Large seats in the City’s 2025 Primary Election; and

WHEREAS, the Salt Lake County Elections Representatives (“SLCE Representatives”) reviewed ballots cast on or before August 12, 2025 during the evening of the Primary Election; and

WHEREAS, the SLCE Representatives reviewed the mail-in and absentee ballots received after August 12, 2025 to determine eligibility; and

WHEREAS, the SLCE Representatives verified the eligible mail-in and absentee ballots and accepted them; and

WHEREAS, the SLCE Representatives verified the eligible provisional ballots and accepted them; and

WHEREAS, the SLCE Representatives merged mail-in, absentee, and provisional ballots with the election night (August 12, 2025) results to produce final results; and

WHEREAS, the City Election Officer presented her report to the Board, a copy of which is attached hereto as Exhibit A, which contains the final results for the Primary Election (“Final Results”, “Election Officer’s Certification Report”, or “Certification Report”); and

WHEREAS, the Board is satisfied with the accuracy of the Final Results presented.

NOW, THEREFORE, BE IT RESOLVED by the Board of Canvassers of City of West Jordan as follows:

**Section 1.**     Certification. The Board certifies the votes as set forth in the Election Officer's Certification Report for the August 12, 2025, Primary Election, a copy of which is attached hereto as Exhibit A, as the final vote total for the Primary Election. All members of the Board ("Board Members") voting "Yes" to this Resolution shall independently sign the Certification Report attached hereto as Exhibit A.

**Section 2.**     Nomination. Pursuant to the certified results of the Primary Election, the Board declares the following candidates, in the order listed on the Primary Election Official Ballot, as nominated for the General Election for the following offices:

For the three (3) City Council At-Large seats:

- Rob Bennett
- Kayleen Whitelock
- Jessica Wignall
- Chris McConnehey
- Sergio Sotelo
- Annette Harris

**Section 3.**     Publication. The Board directs the City Election Officer to publish the Certification Report as required by Utah Code § 20A-4-304 and file a copy of the Certification Report with the Utah Lieutenant Governor's Office, and to otherwise comply with all relevant laws, rules, and regulations.

PASSED, APPROVED AND ADOPTED by the Board of Canvassers of the City of West Jordan, Utah, this 26<sup>th</sup> day of August 2025.

**BOARD OF CANVASSERS OF CITY OF WEST JORDAN**

By:

  
Kayleen Whitelock, Board Chair

  
Dirk Burton, Mayor/Board Member


*ATTEST (see next page):*

ATTEST:



Tangee Sloan, MLC, UCC

City Recorder/City Elections Officer



**VOTING BY THE BOARD OF CANVASSERS**

	"YES"	"NO"
Mayor/Board Member Dirk Burton	<input checked="" type="checkbox"/>	<input type="checkbox"/>
Board Chair Kayleen Whitelock	<input checked="" type="checkbox"/>	<input type="checkbox"/>
Board Vice Chair Bob Bedore	<input checked="" type="checkbox"/>	<input type="checkbox"/>
Board Member Pamela Bloom	<input checked="" type="checkbox"/>	<input type="checkbox"/>
Board Member Zach Jacob	<input checked="" type="checkbox"/>	<input type="checkbox"/>
Board Member Kent Shelton	<input checked="" type="checkbox"/>	<input type="checkbox"/>
Board Member Kelvin Green	<input checked="" type="checkbox"/>	<input type="checkbox"/>
Board Member Chad Lamb	<input checked="" type="checkbox"/>	<input type="checkbox"/>

*[Exhibit A, Election Officer's Certification Report, starting on next page]*

**Exhibit A**  
**TO RESOLUTION NO. 25-044**

**A RESOLUTION OF THE BOARD OF CANVASSERS OF CITY OF WEST JORDAN  
APPROVING THE CANVASS OF  
THE 2025 CITY OF WEST JORDAN MUNICIPAL PRIMARY ELECTION**


**Election Officer's Certification Report**

See the attached pages.



**Certification Report for the  
August 12, 2025, West Jordan  
Municipal Primary Election**

I, Tangee Sloan, hereby certify that I am the City Recorder and Election Officer for the City of West Jordan and do further certify that to the best of my knowledge the report attached hereto as Attachment 1 is a true and correct copy of the final tabulation of votes in the Municipal Primary Election held on August 12, 2025, for the three (3) City Council At-Large seats. Dated this 26<sup>th</sup> day of August, 2025.



A handwritten signature in blue ink, appearing to read "Tangee Sloan".

Tangee Sloan, City Recorder/Election Officer

The Official Canvass of Votes for the August 12, 2025, Municipal Primary Election for the three (3) City Council At-Large Seats ("Primary Election") was held in the City Council Chambers of West Jordan City Hall on August 26, 2025. We, the West Jordan Board of Canvassers consisting of the undersigned members, have reviewed the final election returns for the Primary Election that are attached hereto as Attachment 1 for accuracy and hereby certify the vote totals as correct and accept them as the official election results. Dated this 26th day of August 2025.

A handwritten signature in black ink, appearing to read "Dirk Burton".

Dirk Burton, Board Member

A handwritten signature in black ink, appearing to read "Kayleen Whitlock".

Kayleen Whitlock, Board Chair

A handwritten signature in black ink, appearing to read "Bob Bedore".

Bob Bedore, Board Vice Chair

A handwritten signature in black ink, appearing to read "Kelvin Green".

Kelvin Green, Board Member

A handwritten signature in black ink, appearing to read "Zach Jacob".

Zach Jacob, Board Member

A handwritten signature in black ink, appearing to read "Kent Shelton".

Kent Shelton, Board Member

A handwritten signature in black ink, appearing to read "Pamela Bloom".

Pamela Bloom, Board Member

A handwritten signature in black ink, appearing to read "Chad Lamb".

Chad Lamb, Board Member

# FINAL UNOFFICIAL ELECTION RESULTS

## 2025 Municipal Primary Election

### Salt Lake County, Utah

#### Vote By Mail and In Person

Voters Cast: 73,034 of 309,373 (23.61%)

#### BLUFFDALE CITY COUNCIL AT-LARGE (Vote for 2)

	Total	
Times Cast	2,162 / 10,087	21.43%

Candidate	Total	
WENDY ASTON	1,133	29.21%
MACKEY SMITH	966	24.90%
ALBERT ALLEN LARSEN	651	16.78%
JEFFREY STEELE	641	16.52%
ADAM CHRISTIAN	488	12.58%
Total Votes	3,879	

#### DRAPER CITY COUNCIL AT-LARGE (2 YEAR TERM) (Vote for 1)

	Total	
Times Cast	5,165 / 29,411	17.56%

Candidate	Total	
KATHRYN DAHLIN	2,407	47.63%
BRAD BYINGTON	1,622	32.09%
OLIVER HERRERA SCHUSTER	538	10.65%
EVAN SORENSEN	487	9.64%
Total Votes	5,054	

#### CITY OF EMIGRATION CANYON COUNCIL AT-LARGE (Vote for 1)

	Total	
Times Cast	383 / 1,129	33.92%

Candidate	Total	
ROBERTO PINON	197	51.84%
JACOB STEED	116	30.53%
ZACHARY POSNER	53	13.95%
DILLON WHEELLOCK	14	3.68%
Total Votes	380	

**HERRIMAN CITY COUNCIL DISTRICT 3 (Vote for 1)**

Total		
Times Cast	1,188 / 8,369	14.20%
Candidate		
MATT BASHAM	570	48.02%
HEATHER GARCIA	390	32.86%
RODMAN D. GRIMM	227	19.12%
Total Votes	1,187	

**HOLLADAY CITY MAYOR (Vote for 1)**

Total		
Times Cast	7,890 / 20,455	38.57%
Candidate		
PAUL S FOTHERINGHAM	3,553	45.11%
DAREN A. WATTS	2,242	28.47%
ZAC WILSON	2,081	26.42%
Total Votes	7,876	

**CITY OF KEARNS MAYOR (Vote for 1)**

Total		
Times Cast	2,299 / 12,603	18.24%
Candidate		
TINA MARIE SNOW	1,139	49.76%
MICHAEL JESSE XON VALDEZ	855	37.35%
CHRISTOPHER JAMES GEERTSEN	211	9.22%
CACHE DEXTER	84	3.67%
Total Votes	2,289	

**CITY OF KEARNS COUNCIL DISTRICT 2 (Vote for 1)**

Total		
Times Cast	554 / 2,962	18.70%
Candidate		
LYNDSAY LONGTIN	259	47.96%
T JORDAN HANSEN	145	26.85%
ALAN PETERSON	136	25.19%
Total Votes	540	

**MAGNA CITY MAYOR (Vote for 1)**

	Total	
Times Cast	2,652 / 12,301	21.56%

Candidate	Total	
MICKEY M SUDBURY	1,142	43.24%
ALEXANDER J. ADRIANO	555	21.01%
MICHAEL RONALD ROMERO	525	19.88%
MAXWELL THOMAS WHITE	419	15.87%
Total Votes	2,641	

**MAGNA CITY COUNCIL DISTRICT 2 (Vote for 1)**

	Total	
Times Cast	500 / 2,324	21.51%

Candidate	Total	
MEGAN L. OLSEN	231	47.34%
ERIC GORDON BARNEY	186	38.11%
CISCO JOHNNY RODRIGUEZ	71	14.55%
Total Votes	488	

**MAGNA CITY COUNCIL DISTRICT 4 (Vote for 1)**

	Total	
Times Cast	454 / 2,676	16.97%

Candidate	Total	
TRISH A. HULL	179	40.41%
TERRY GEORGE	174	39.28%
BROOKS JONES	90	20.32%
Total Votes	443	

**MURRAY CITY MAYOR (Vote for 1)**

	Total	
Times Cast	8,613 / 28,412	30.31%

Candidate	Total	
BRETT A. HALES	4,992	58.76%
BRUCE E TURNER	2,090	24.60%
JOHN JEFFREY EVANS	1,414	16.64%
Total Votes	8,496	

## MURRAY CITY COUNCIL DISTRICT 2 (Vote for 1)

	Total	
Times Cast	2,082 / 6,354	32.77%

Candidate	Total	
PAMELA JANE COTTER	947	45.86%
JARED MICHAEL EBORN	495	23.97%
DALE M COX	423	20.48%
AARON LEE HOLBROOK	200	9.69%
Total Votes	2,065	

## MURRAY CITY COUNCIL DISTRICT 3 (2 YEAR TERM) (Vote for 1)

	Total	
Times Cast	1,922 / 5,816	33.05%

Candidate	Total	
CLARK BULLEN	856	44.72%
BEN PECK	530	27.69%
SCOTT GOODMAN	350	18.29%
LEANN PARKER-REED	178	9.30%
Total Votes	1,914	

## RIVERTON CITY MAYOR (Vote for 1)

	Total	
Times Cast	7,463 / 26,773	27.88%

Candidate	Total	
TISH BUROKER	4,492	60.34%
TAWNEE MCCAY	2,471	33.19%
JOHN E. SCOTT	481	6.46%
Total Votes	7,444	

## SANDY CITY MAYOR (Vote for 1)

	Total	
Times Cast	18,479 / 56,098	32.94%

Candidate	Total	
MONICA "MONICA Z" ZOLTANSKI	10,517	57.02%
CYNDI SHARKEY	5,120	27.76%
ALISON STROUD	2,387	12.94%
RODGER DOWNWARD	265	1.44%
JUSTIN HILGENDORFF	111	0.60%
MCCALL WILLIAMS	44	0.24%
Total Votes	18,444	

## SANDY CITY COUNCIL DISTRICT 3 (Vote for 1)

	Total	
Times Cast	6,043 / 16,218	37.26%

Candidate	Total	
KRIS NICHOLL	2,107	37.50%
IVA WILLIAMS	1,158	20.61%
PARRY HARRISON	1,098	19.54%
MATTHEW OSTRANDER	767	13.65%
DEREK SPENCER MATSUMORI	489	8.70%
Total Votes	5,619	

## WEST JORDAN CITY COUNCIL AT-LARGE (Vote for 3)

	Total	
Times Cast	8,939 / 56,273	15.89%

Candidate	Total	
KAYLEEN WHITELOCK	3,250	13.83%
ANNETTE HARRIS	3,178	13.52%
JESSICA WIGNALL	2,544	10.82%
CHRIS MCCONNEHEY	2,447	10.41%
ROB BENNETT	2,351	10.00%
SERGIO SOTELO	2,349	9.99%
DAVID F. PACK	2,148	9.14%
KELVIN GREEN	2,117	9.01%
JD SHEPPARD	1,346	5.73%
RULON GREEN	795	3.38%
KEVIN SEAL	725	3.08%
ERIC HANNA	252	1.07%
Total Votes	23,502	

## WEST VALLEY CITY COUNCIL AT-LARGE (Vote for 1)

	Total	
Times Cast	7,801 / 47,462	16.44%

Candidate	Total	
LARS NORDFELT	2,911	37.62%
HEIDI ROGGENBUCK	2,716	35.10%
JUSTIN J. TURCSANSKI	1,107	14.31%
RYAN L MAHONEY	1,004	12.97%
Total Votes	7,738	

**WEST VALLEY CITY COUNCIL DISTRICT 2 (Vote for 1)**

Total		
Times Cast	2,478 / 13,145	18.85%
Candidate		
SCOTT L. HARMON	1,454	59.27%
DANNY GEORGE JR	692	28.21%
ROCKY A. THOMAS	307	12.52%
Total Votes	2,453	

**WEST VALLEY CITY COUNCIL DISTRICT 4 (Vote for 1)**

Total		
Times Cast	2,504 / 14,087	17.78%
Candidate		
CINDY WOOD	1,441	57.76%
AMITONU WESLEY AMOSA	376	15.07%
JIM M VESOCK	354	14.19%
GEOVANI SALAZAR	324	12.99%
Total Votes	2,495	

## West Jordan Canvass Statistics

August 12, 2025

### Section 1 - Ballot Statistics

1A	15.9%	Voter Turnout
1B	56,273	Active voters (Official Numbers Thursday before Election Day)
1C	8,859	Number of counted ballots (Mail or Drop Box)
1D	72	Number of counted ballots (In-person)
1E	5	Number of ballots that were returned electronically (UOCAVA/disability)
1F	3	Number of counted ballots (Provisional)
1G	8,939	Total number of ballots counted
1H	Yes	Does total ballots counted match the number of voters given vote history in VISTA
1I		If no, what is the difference

1L Explain:

### Section 2: Challenged and Uncounted Ballot Statistics

2A	61	Number of envelopes with a signature that does not match the voter's signature
2B	4	Number of unsigned envelopes
2C	9	Number of challenged ballots for other curable reasons
2D	147	Total number of ballots that were challenged (cured and not cured combined)
2E	74	Total number of curable that were not cured
2F	50.3%	Percentage of ballots that were not cured
2G	9	Total number of ballots where the voter submitted a disability affidavit*

### Section 3: Rejected ballot statistics (ballots that cannot be cured)

3A	110	Number of ballots that were returned after the postmark deadline
3B	-	Number of ballots rejected for other non-curable reasons
3C	110	Total number of rejected that were not curable
3D	3.0%	Percentage of ballots that were returned as undeliverable

### Section 4: Provisional ballot statistics


4A	3	Number of provisional ballots issued
4B	3	Number of provisional ballots counted
4C	-	Total Number of provisional ballots not counted
4D	-	Already Voted
4E	-	Insufficient ID
4F	-	Unsigned
4G	-	Incomplete Form
4H	-	Other
4I	100.0%	Percentage of provisionals that were counted
4J	3	Number of provisional ballots that are same-day registration

### Section 5: County Clerk Certification

Type Name Here

I certify that the information contained in this report is true and accurate.

This report must be sent to elections@utah.gov upon completion of the canvass

  
Tangee Sloan

Precinct	Status	Active Voters	Returned Ballots
25DR01	Not Reported	0	0
DRP901	Not Reported	0	0
HER902	Not Reported	0	0
HER903	Not Reported	0	0
KRN901	Not Reported	0	0
MUR018	Not Reported	1	0
MUR053	Not Reported	4	0
RIV035	Not Reported	5	0
SAN066	Not Reported	5	0
SAN068	Not Reported	4	0
SAN079	Not Reported	1	0
SAN081	Not Reported	4	0
SAN084	Not Reported	0	0
SAN901	Not Reported	0	0
SAN902	Not Reported	0	0
SAN903	Not Reported	0	0
SAN904	Not Reported	0	0
SAN905	Not Reported	0	0
SAN906	Not Reported	0	0
SAN907	Not Reported	0	0
SAN908	Not Reported	0	0
SAN909	Not Reported	0	0
SAN910	Not Reported	0	0
WJD075	Not Reported	22	0
WJD076	Not Reported	0	0
WJD078	Not Reported	4	0
WJD082	Not Reported	0	0
WJD901	Not Reported	0	0
WJD902	Not Reported	0	0
WJD904	Not Reported	0	0
WJD905	Not Reported	0	0
WJD906	Not Reported	0	0
WJD907	Not Reported	0	0
WJD908	Not Reported	0	0
WJD909	Not Reported	0	0
WJD910	Not Reported	0	0
WVC901	Not Reported	3	0
WVC902	Not Reported	0	0
WVC904	Not Reported	0	0