

Salt Lake County Library

July 2025

Whether in person, online, through collections, programs, or gathering spaces, our mission is to make a positive difference in the lives of all county residents.



Door Count: 253,781 visitors



1,202,754

items checked out



9,563

reference questions answered



3,597

rooms booked



1,513

Create appointments

Materials circulation



Physical: 71.6%

eMaterials: 26.0%

Databases: 2.4%



64,162

Items added to system

Physical materials



Children: 477,198



Teen: 47,150



Adult: 288,225



Human Resources

40-hour Staff: 290

30-hour Staff: 80

20-hour Staff: 100

Substitute Staff: 104

Vacancies in Recruitment: 21



Reconsideration Q2

Reference interactions: 30,044

Reconsideration conversations: 19

Reconsideration percentage: .06%

Reconsideration requests: 6

Salt Lake County Library

June 2025 statistics

Whether in person, online, through collections, programs, or gathering spaces, our mission is to make a positive difference in the lives of all county residents.



Door Count: 255,204 visitors



1,202,784

items checked out



9,675

reference questions answered



3,325

rooms booked



1,515

Create appointments

Materials circulation



Physical: 68.2%

eMaterials: 24.9%

Databases: 6.9%



68,657

Items added to system

Physical materials



Children: 459,491



Teen: 45,546



Adult: 273,245



Human Resources

40-hour Staff: 293

30-hour Staff: 77

20-hour Staff: 110

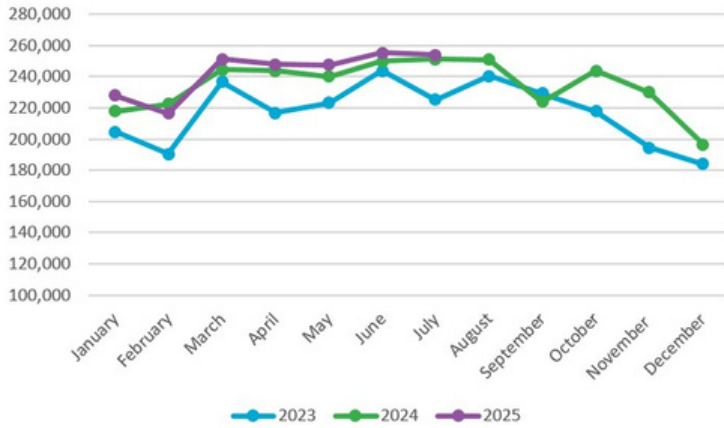
Substitute Staff: 99

Summer Interns: 17

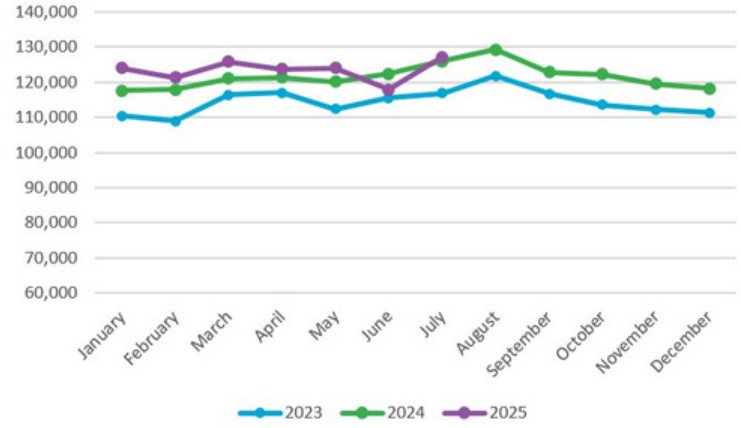
Vacancies in Recruitment: 11



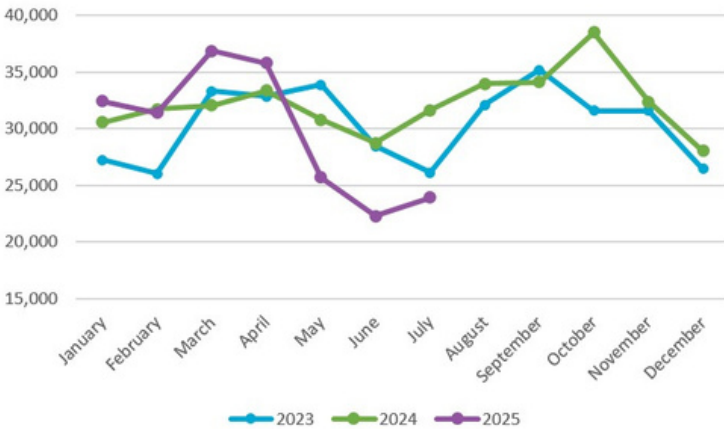
Visitors to the Library



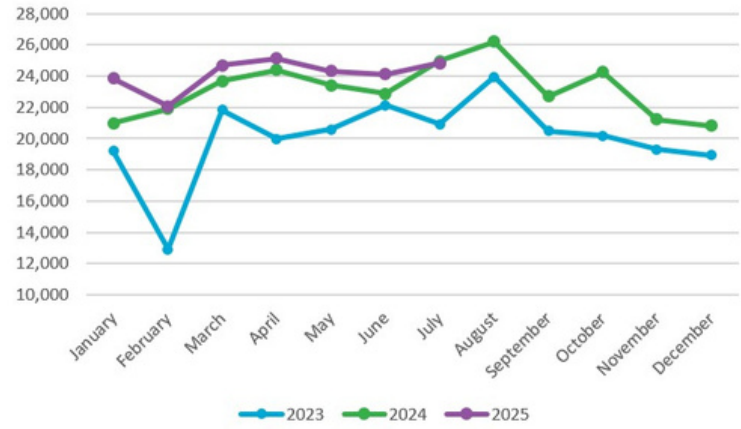
Active Library patrons



Public wireless sessions



Public computer sessions



Items checked out



New patron registrations

