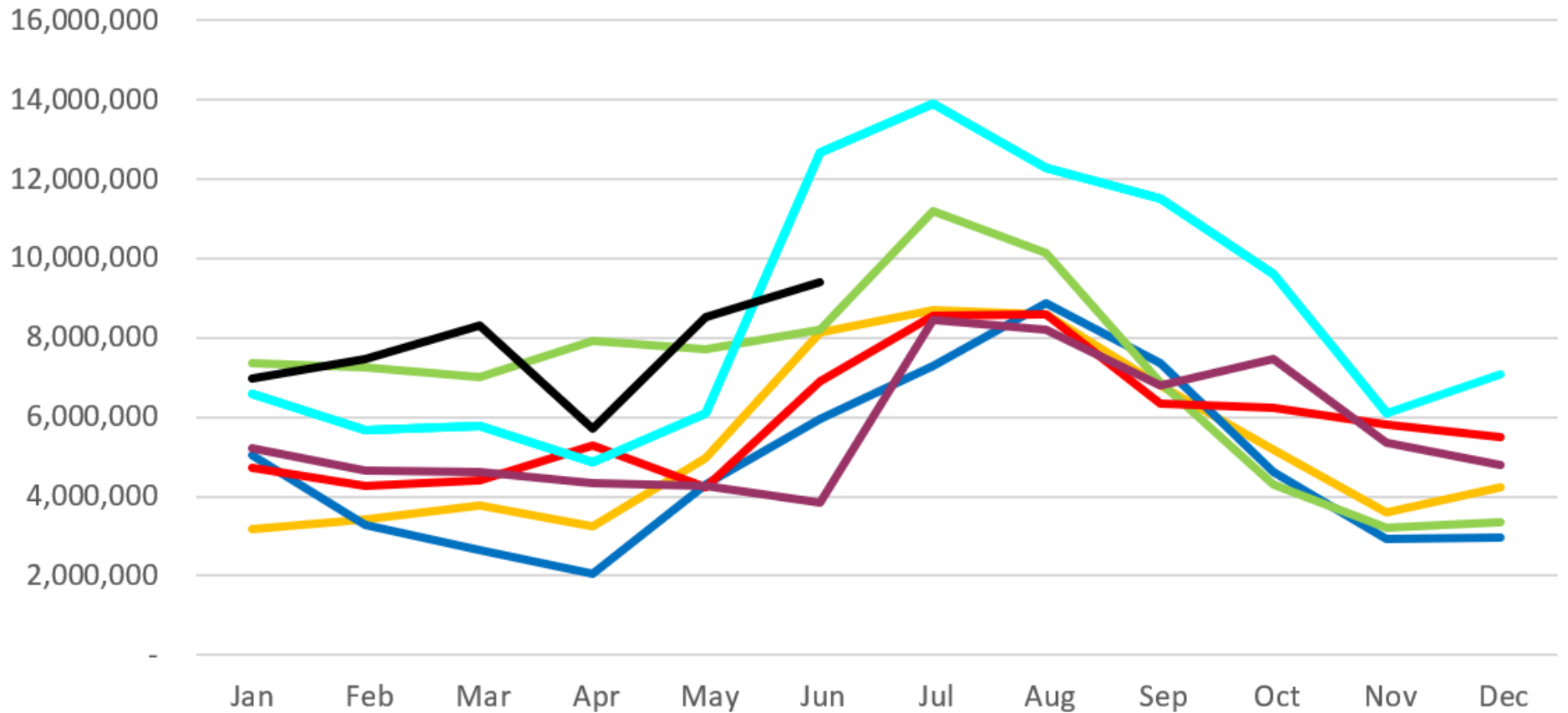


Monthly Water Usage



2025 - Black

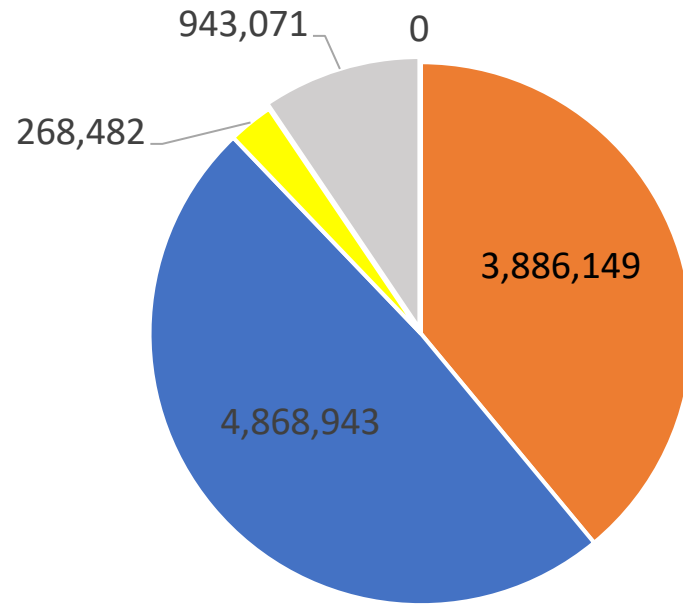
2024 - Light Blue 2023 - Purple

2022 - Red 2021 - Yellow

2020 - Blue 2019 - Green

June 2025

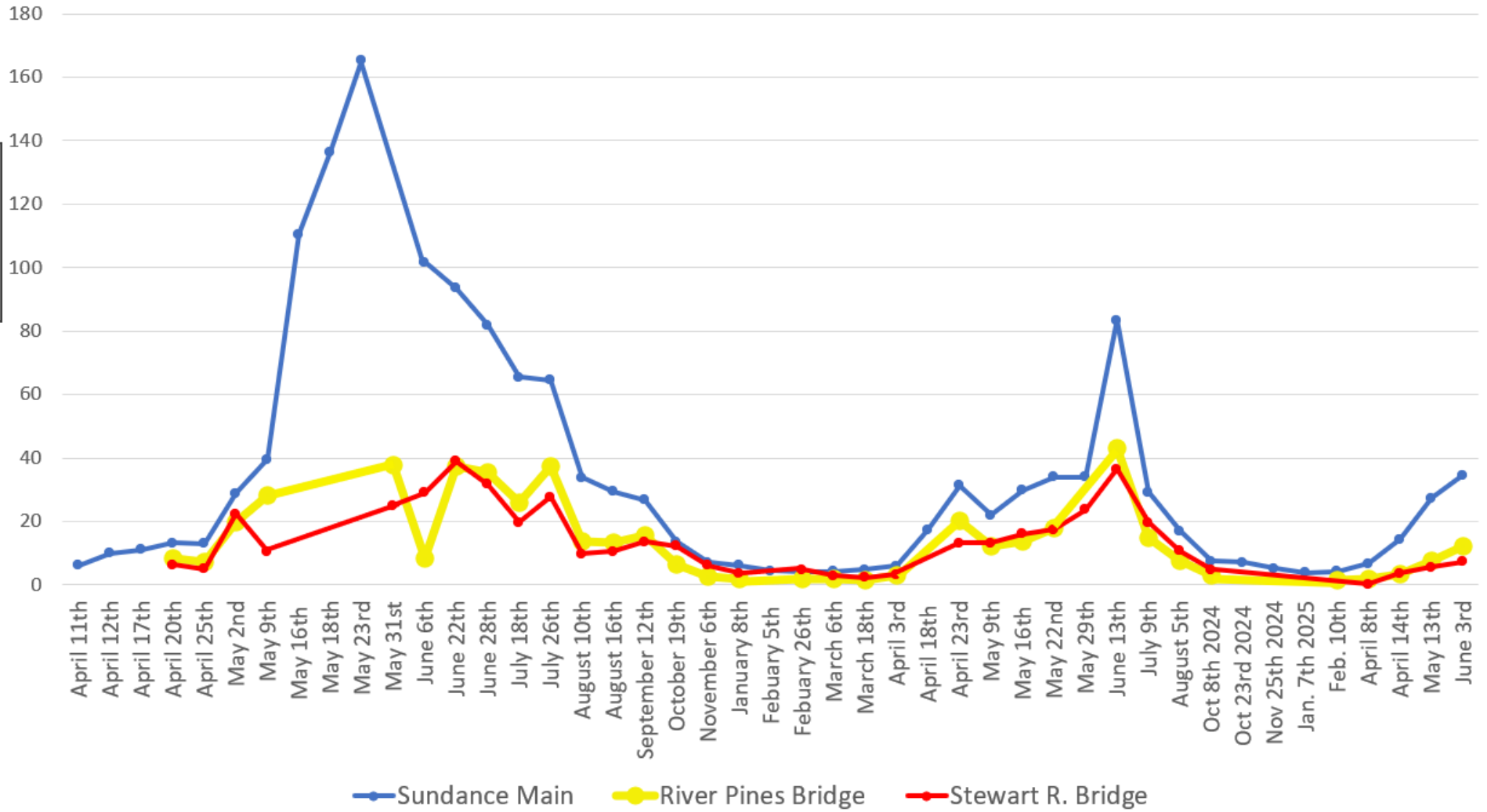
Source Total: 9,410,266 Gallons



- District Metered Usage
- Conveyed Water Usage
- Unaccounted Stewart Zone
- Unaccounted Lower Pressure zone
- Unaccounted Upper Pressure Zone

April 2023 To Present

C
F
S



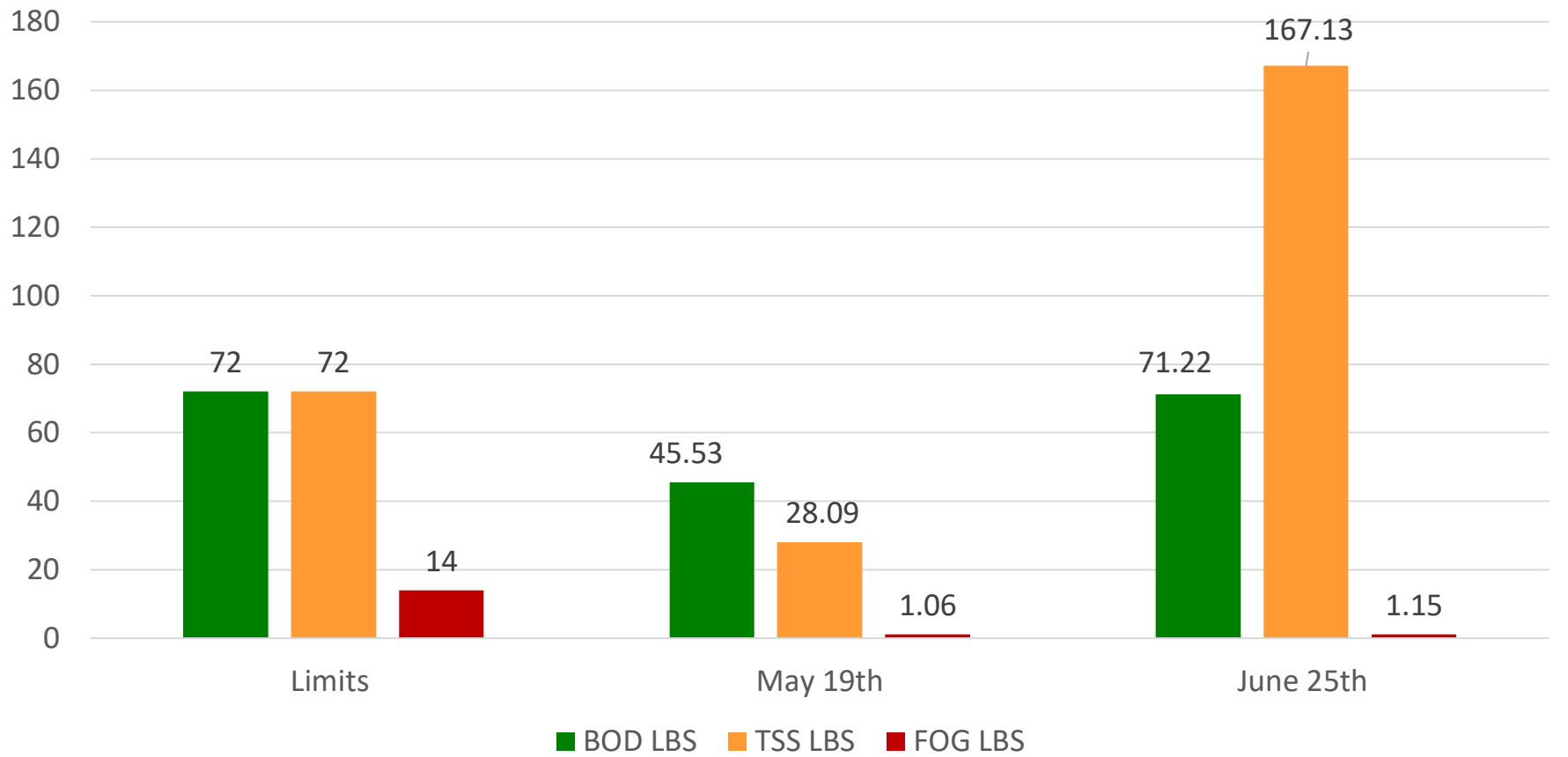
Water Department Information for June

- Our overall water consumption is lower than last year but higher than the prior years.
- Aspen Grove wet-well levels are averaging 8.7 feet for June 2025 which is slightly higher than last month. This time last year, in June 2024, our average was 8.9 feet.
- Stewart Spring is averaging 113 gpm for June 2025, which is slightly higher than last month. This time last year it was averaging 84 gpm for June 2024.
- Stewart spring overflow is running 96 gpm for the month of June which is up from last month. Total, Stewart Spring produced an average of 209 gpm for June.
- Unaccounted water
 - Upper Pressure Zone
 - Still at zero.
 - Lower Pressure Zone and Stewart Zone
 - Unaccounted water had dropped from 36% to 13%!
- We have replaced 231 meters so far as of June 10th, 2024. And 213 meters are on cellular endpoints now.
- Aqua Engineering is working on the design of the Drinking water treatment facility. We are close to having final plans
- We have are finalizing the contract with cop on the treatment building
- Aqua is working on master meters and updating the master plan.
- The homeowners on Stewart Rd have made the connection to the new line.
- We dug up both ends of the old pipe and capped them.

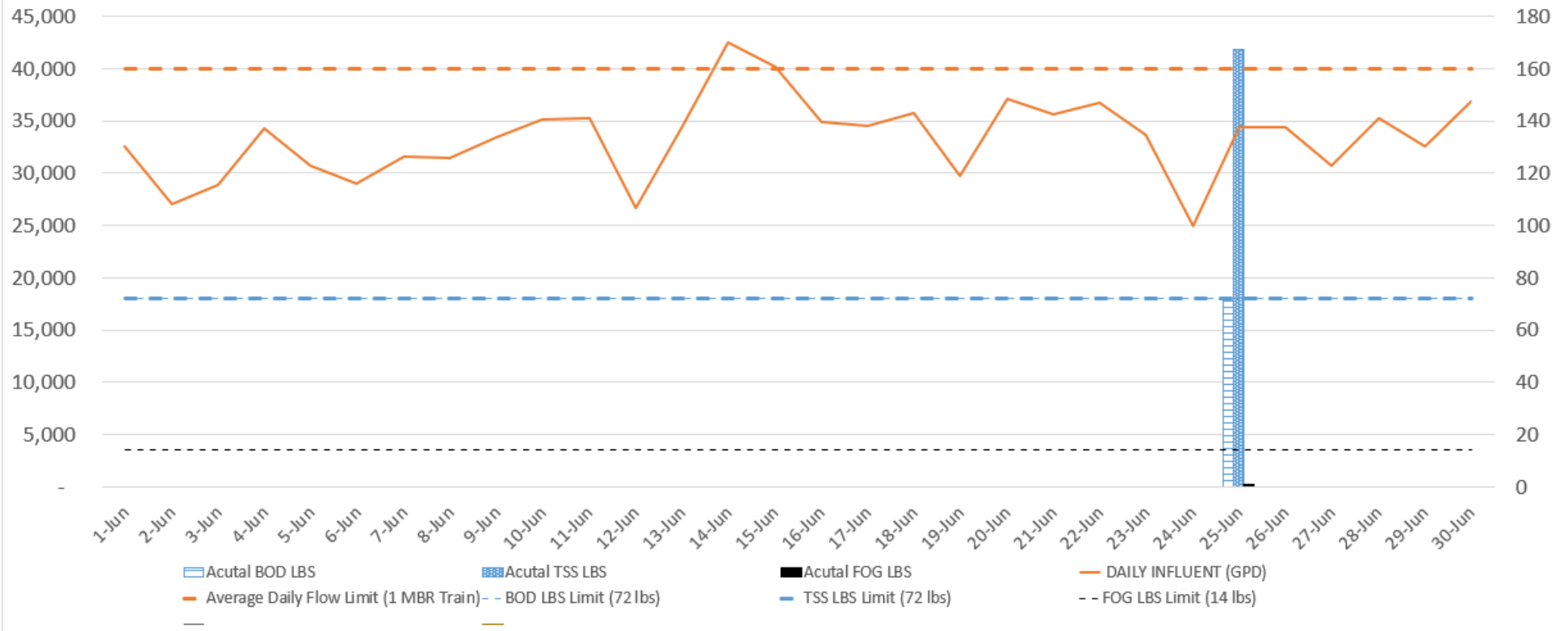
Wastewater Department Information for June

- We have one lab for June, all were within limits.
- One of two the EQ mixing pump went out and we have one on order for replacement. We are looking into other mixing options.
- Finalizing the asset document for the DEQ loan.
- Lift station cleaning was completed while Sundance was shut down.
- Constuction:
 - All non-essential supplies from the plant are now at Aline Storage.
 - They are getting close to having the excavation complete.
- Still getting pricing on:
 - HVAC system
 - Possible secondary sludge press

Wastewater Labs Chart 2024



Current Month: 2025



AVERAGE DAILY FLOW (GPD)	33,364
HIGHEST DAILY FLOW (GPD)	42,505

