

2024-2025 Year-In-Review



Logan Library

THE LOGAN LIBRARY SPARKS CREATION, EXPLORATION,
AND COLLABORATION IN OUR COMMUNITY.



458,266

Physical Items
Checked Out



203,500

Digital Items
Checked Out



42,418

Holds Placed

734,927

Website Visits



9,715

*Public Computer
Sessions (Estimated)



4,782

Database Usage



173,423

*Library Visitors
(Estimated)



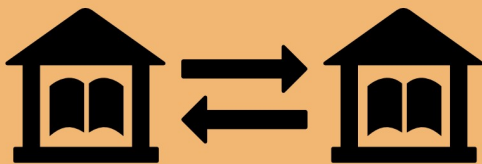
2,807

Open Hours



4,790

Reference Questions
Answered




2,216

Interlibrary Loan
Items Loaned

1,204

Interlibrary Loan
Items Borrowed



115,840

Total Items



8,522

Items Added
2024-2025



Library
Card

29,353

Library
Cardholders

5,388


New Library
Cards Issued

412

Library Programs

28,980

Library Program
Attendance



5,721

Meeting Room
Hours Occupied*
November 2024 through June 2025

886

Meetings
Scheduled*
April 2024 through November 2024

2024-2025 Highlights

EVENTS

September 2024

- Author Event featuring local favorites Tyler Whitesides and Frank Cole. An estimated 650 attendees were able to meet the authors and participate in several activities related to the authors' books.
- Library employees and Friends represented the library at the Logan Pride Festival and the Logan Pumpkin Festival.

October 2024

- Library employees and their families, along with members of the Friends, participated in the USU Homecoming parade.
- Karen Clark retired after 27 years at Logan Library. She was the library director between 2017 and 2024.
- The library held a Halloween Carnival (attendance 400) in conjunction with Logan City Police Department's Trunk-or-Treat.
- Youth Services hosted a Film Festival during fall break, showing three movies in three days to 129 total viewers.

December 2024 / January 2025

- Library employees created a prize winning entry for the Downtown Alliance Parade of Gingerbread Homes.
- 3,239 visitors enjoyed an electric train display managed by the Friends of the Logan Library.
- Youth Services hosted a Film Festival during winter break, showing seven movies in seven days to 165 total viewers.

February 2025

- Youth Services visited Mount Logan Middle School to run an escape room that was enjoyed by 400 students.

March / April 2025

- Youth Services hosted a Film Festival during winter break, showing five movies in five days to 118 total viewers.
- The ability to place holds on items available in the library was re-instated.
- The Friends of the Logan Library hosted a film showing and panel discussion for the documentary "Banned Together".

May / June 2025

- Library employees and Friends represented the library at the annual Gardener's Market Children's Day.
- Youth Services held an Elephant & Piggie Party, attended by 81 people.
- The Friends of the Logan Library hosted local Magician Richard Hatch for an audience of about 220 attendees.

GRANTS WE RECEIVED

April 2025 - \$11,050 - CLEF Grant used for telescopes, kids computers, a refreshable braille display, and a 3D printer

October 2024 - \$6,976 - Lender Support Grant used for Interlibrary loan lending and borrowing expenses.

PROGRAMS PARTICIPANTS

Children's	77	7,172
Teen / Tween	24	668
Adult & General	279	6,530
TOTAL	380	14,370

HIGHLIGHTS

Storytimes	7,125
1000 Books Before Kindergarten books read	32,900
Book Club and Reading Groups	
FABAS Teen Book Club	77
Swoon Society	196
Other Programs	
Film Showings	1241
Chess (K)night	516
Crafters Club	80
Partner Programs	
Cache Garden Club	328
Creative Art & Drawing Classes	288
Helicon West	788
LSC Author Talks	604
NoMas	724

NEW AT THE LIBRARY

February 2025

Bridgerland Audubon donated five Birding Binocular and Disc Golf Kits in backpacks for patrons to borrow.



March 2025

Michael Sauers was hired to be the new Logan Library Director, starting on March 24, 2025, and bringing nearly three decades of experience with him.

2025 BOARD OF TRUSTEES

John Zsiray - Chair
Chelsea Bitner - Vice Chair
David Welch
Frank Stewart
Annie Waddoups
Christopher Scheer
Amy Anderson

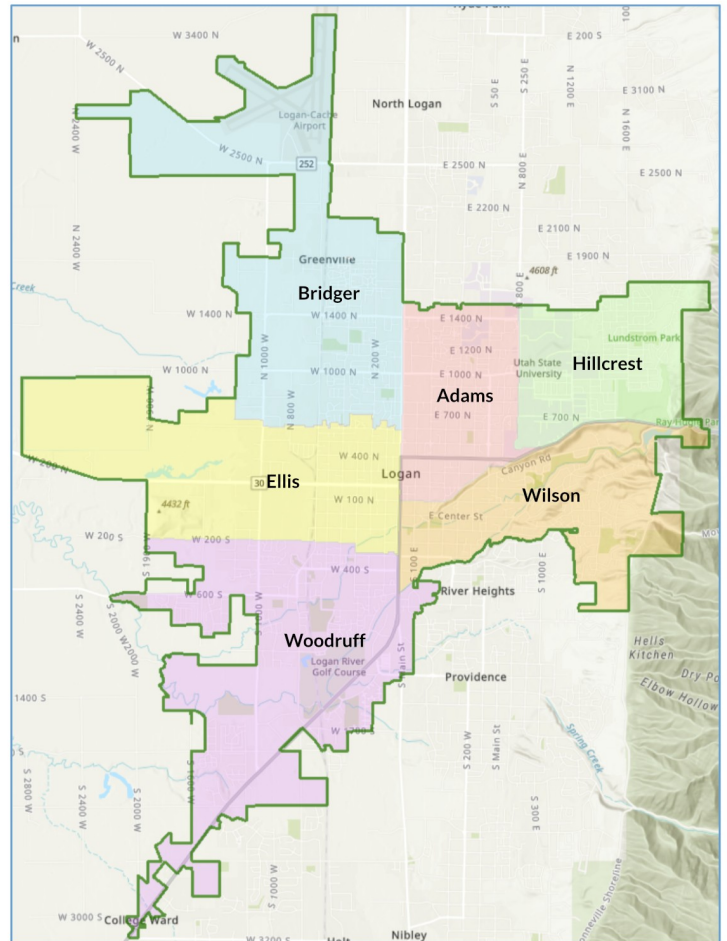


285 North Main
Logan, Utah 84321
435-716-9123
library.loganutah.gov

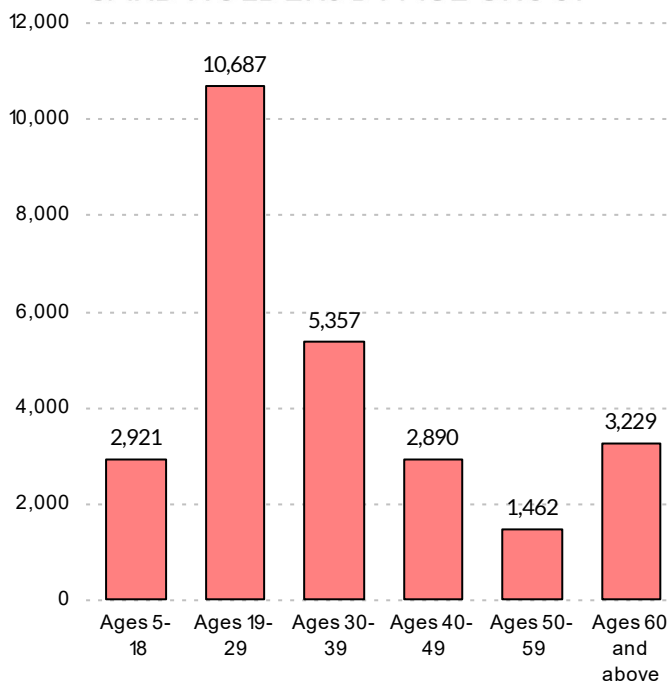
2024-2025 User Statistics

CITY OF LOGAN NEIGHBORHOOD TRENDS

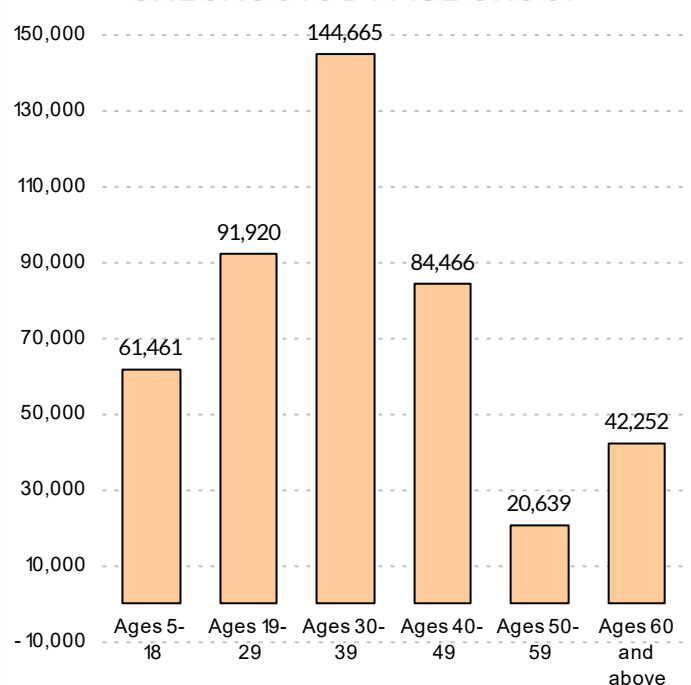
ADAMS	Patrons:	6,743	26%
	Checkouts:	67,900	16%
BRIDGER	Patrons:	3,689	14%
	Checkouts:	61,468	15%
ELLIS	Patrons:	2,593	10%
	Checkouts:	38,463	9%
HILLCREST	Patrons:	3,091	12%
	Checkouts:	50,365	12%
WILSON	Patrons:	3,208	12%
	Checkouts:	55,272	13%
WOODRUFF	Patrons:	4,928	19%
	Checkouts:	88,975	21%
NON-LOGAN	Patrons:	1,500	6%
	Checkouts:	60,506	14%



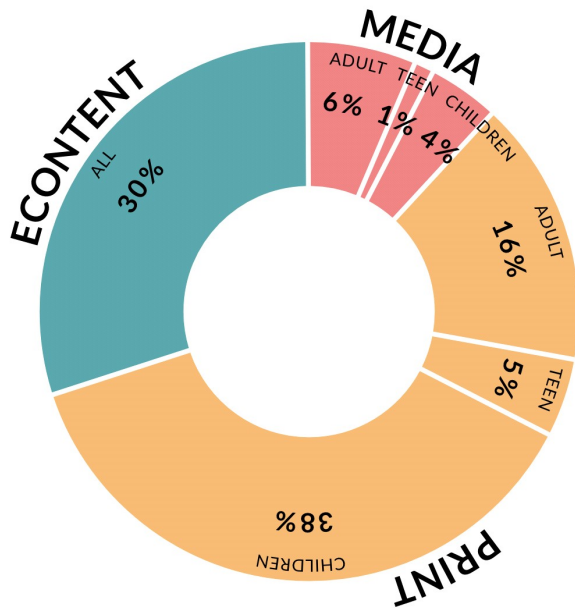
CARD HOLDERS BY AGE GROUP



CHECKOUTS BY AGE GROUP



2024-2025 Checkout Statistics



Total Checkouts: **661,766**

includes items checked out and items renewed

Media Materials: **78,676**

Print Materials: **393,500**

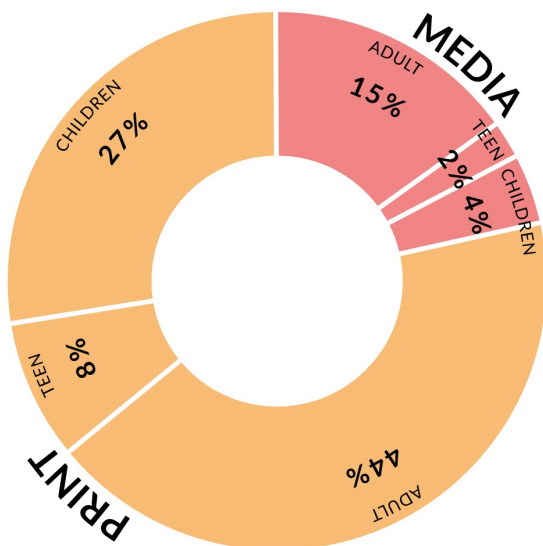
Digital Materials: **203,500**

Highest Day: **3,097**

Tuesday, November 12, 2024

This was the day after Veterans Day

2024-2025 Collection Statistics



Physical Collection Size: **115,840**

Media Materials: **52,276**

Print Materials: **333,891**

Items Added This Year: **8,522**

Digital Collection Size: **2,053,631**

The digital collection comprises 95% of the total, and has been excluded from the donut chart so as not to make the media and print collections too small to see the age breakdowns.

Overdrive/Libby: **142,268**

Hoopla: **1,886,832**

Comics Plus: **24,531**