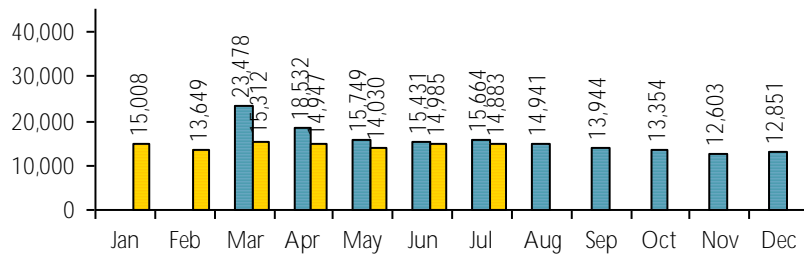


## LOGAN LIBRARY MONTHLY STATISTICAL REPORT JULY 2025

### VISITS

Patron Exit Count: 14,883      Average Daily Exit Count: 620      Highest day: 826 on Tue, Jul 15

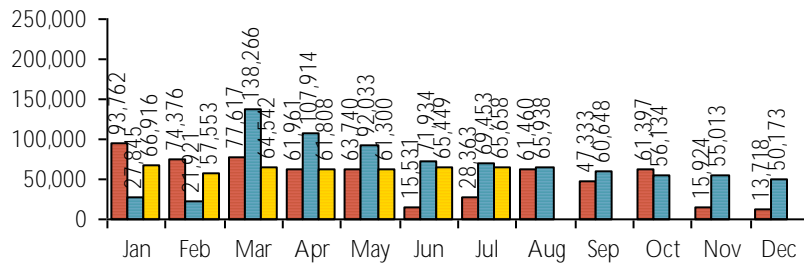
2023 2024 2025



	New	Total
Library Card Holders:	352	29,693
Inside of Logan:	331	25,464
Outside of Logan:	20	1,626
ILL/System cards:	1	2,603

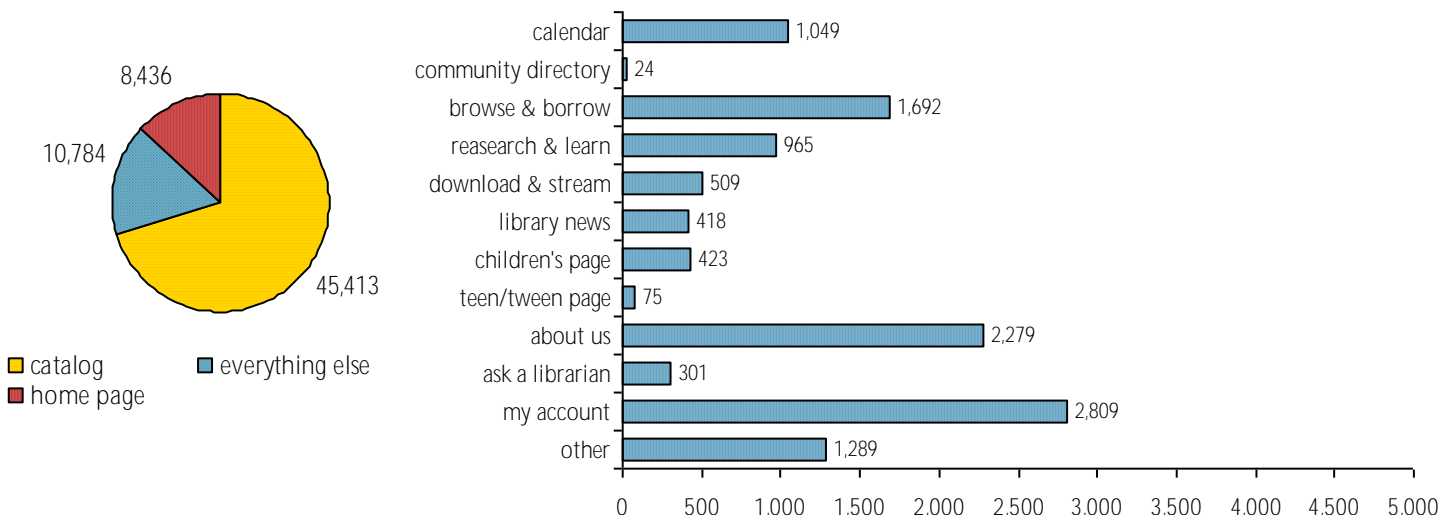
Online Visits: 65,658

2023 2024 2025



Average minutes per visit: 2:04

### Website Traffic Details:



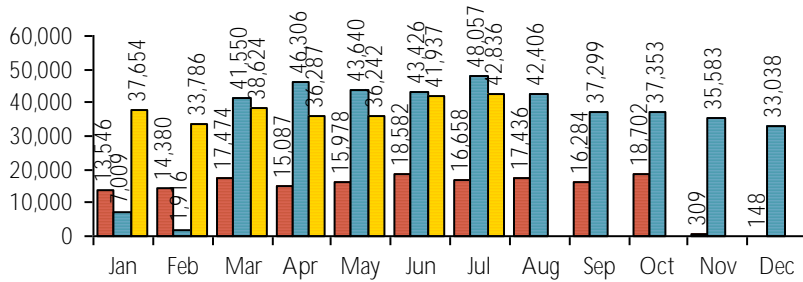
## Social Media

	Likes / Follows / Subscribes		Views / Impressions		Posts with the Most Reach
	this month	3 yr average	this month	3 yr average	
Facebook	3,512	3,167	6,564	7,556	Instagram - Rocket Launch STEM, Jul 5 Facebook - Double Rainbow, Jul 23
Instagram	1,976	1,525	1,661	1,150	
Pinterest	1,169	1,165	21,873	23,818	
X (Twitter)		264		192	
YouTube	152	108	172	717	

## CIRCULATION

Physical Circulation: 42,836

2023 2024 2025

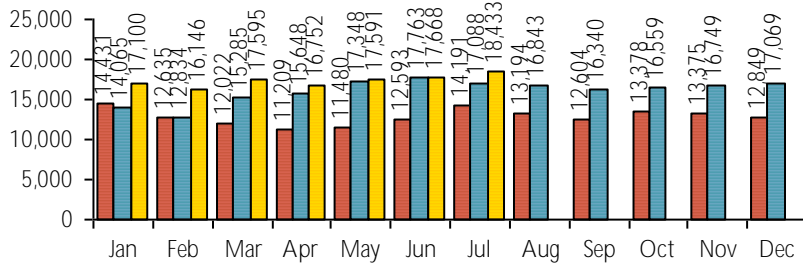


Via Auto-Renew: 12,277  
Via Self Checkout Kiosks: 22,753

Average Daily Physical Circulation: 1,785  
Highest day: 2,435 on Mon, Jul 7

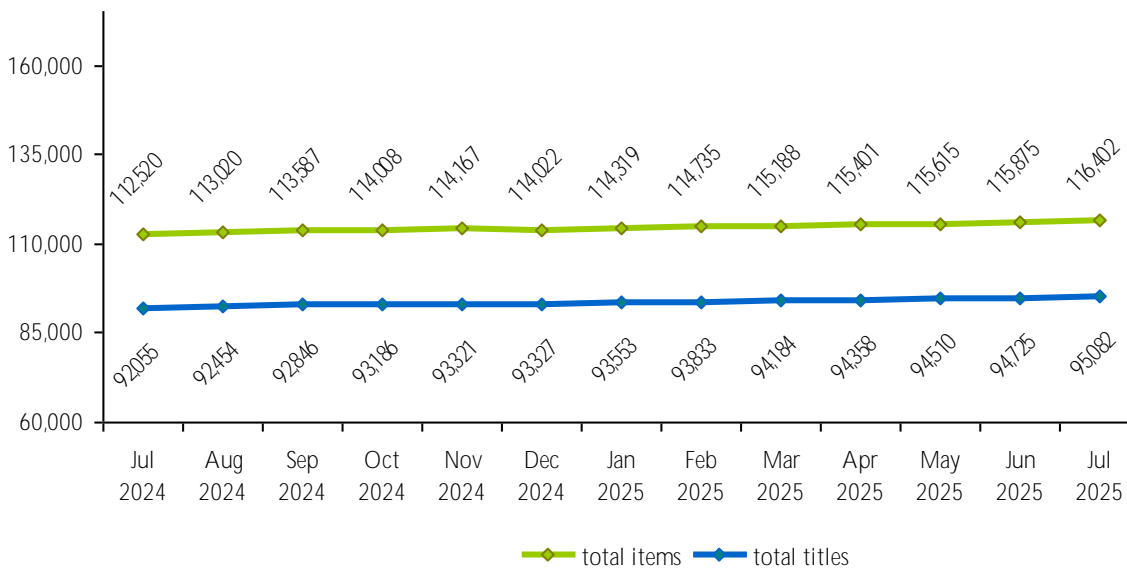
Online Circulation: 18,433

2023 2024 2025



ComicsPlus Kids: 14  
ComicsPlus Teen: 4  
ComicsPlus Full: 112  
Overdrive: 17,086  
Hoopla: 1,217  
Hoopla Usage Cost: \$2,617.83

## HOLDINGS

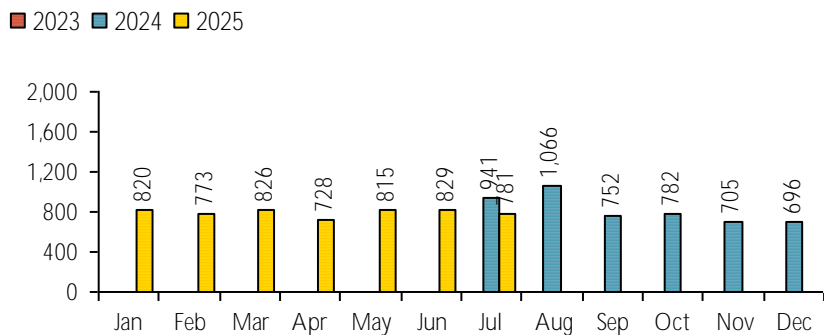
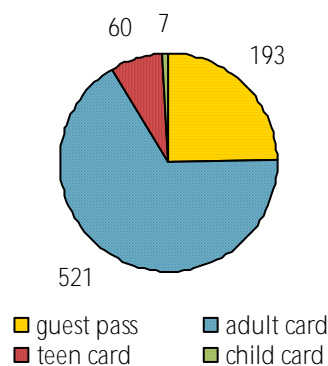


SERVICES

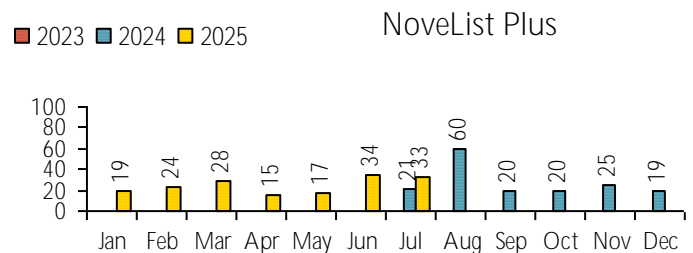
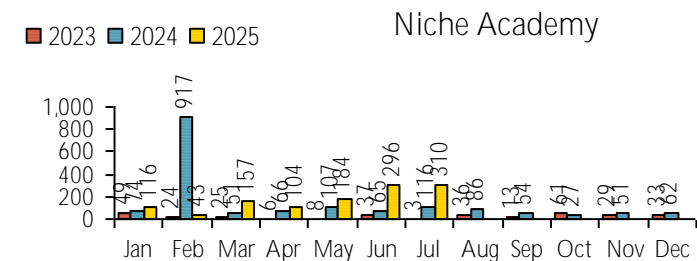
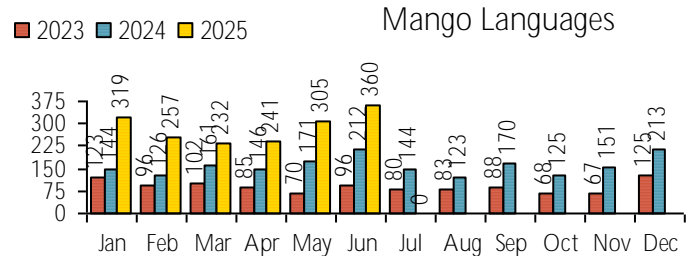
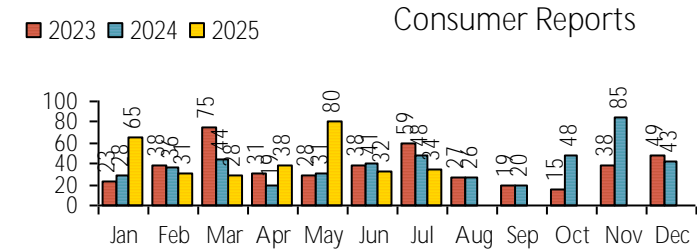
Meeting Room Usage (this month / year to date)

	hours occupied	percentage		hours occupied	percentage
Community A	8.0 / 165.0	3.5% / 10.0%	Bluebell	86.5 / 622.5	37.8% / 37.6%
Community B	6.0 / 116.3	2.6% / 7.0%	Lupine	89.5 / 762.0	39.1% / 46.0%
Community Combined	37.0 / 105.0	16.2% / 6.3%	Sunflower	87.5 / 545.5	38.2% / 32.9%
Quaking Aspen	45.0 / 430.5	19.7% / 26.0%	Blue Spruce	76.5 / 633.5	33.4% / 38.3%
Sego Lily	112.5 / 553.0	49.1% / 33.4%	Willow	88.0 / 564.0	38.4% / 34.1%
Makerspace	19.0 / 109.5	8.3% / 6.6%			
			Total Hours	655.5 / 4,606.8	
			Total Percentage	26.0% / 25.3%	

Computer Sessions 781

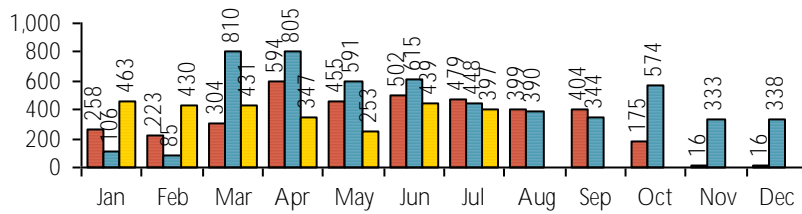


Purchased Database Usage



## Reference Transactions 397

2023 2024 2025



Pick-it-Up : 0  
Books by Mail : 1

## PROGRAMS

### Children

	programs	attendance
Storytime	10	1,139
Coloring Pages Given Out		910
1000 Books Before Kindergarten		9

	programs	people
Other Children's Programs	7	307

Other Programs: Kids Club (4), BRHD Poison Prevention (1), Author Event w/ Bonnie Black (1), Rocket Launch w/ Gfiber and Craft Lake City (1)

### Teen/Tween

	programs	attendance
Teen Tuesday	0	0
High School Outreach	0	0
Teen Book Club	1	5

	programs	people
Other Teen/Tween Programs	2	28

Other Programs: Teen Film Friday (1), STEM Day at the Library w/ U of U Engineering

### Adult and General

	programs	attendance
Cache Garden Club	0	0
Cache Valley Historical Society	0	0
Chess Knight	0	0
Crafters Club	1	22
Creative Art / Drawing Group	2	12
Helicon West Live	0	0
Helicon West Previous Month Views		0
LSC Author Talks Live	4	7
LSC Author Talks Previous Month Views		277
Movie Night	1	65
Online Readers Circle	0	0
Swoon Society	1	12

	programs	people
Other Programs	4	109

Other Programs: NoMas Legal (3), Origami Workshop (1)