




Truth in Taxation Hearing

August 7th, 2025

Proposed Tax Revenue Increase



FINAL BUDGETED PROPERTY
TAX REVENUE: \$7,451,200



TRUTH IN TAXATION REVENUE
INCREASE: \$1,795,251



AVERAGE INCREASE PER
MONTH: \$12.80

General Fund Budget Highlights



Fitness Center
Partnership

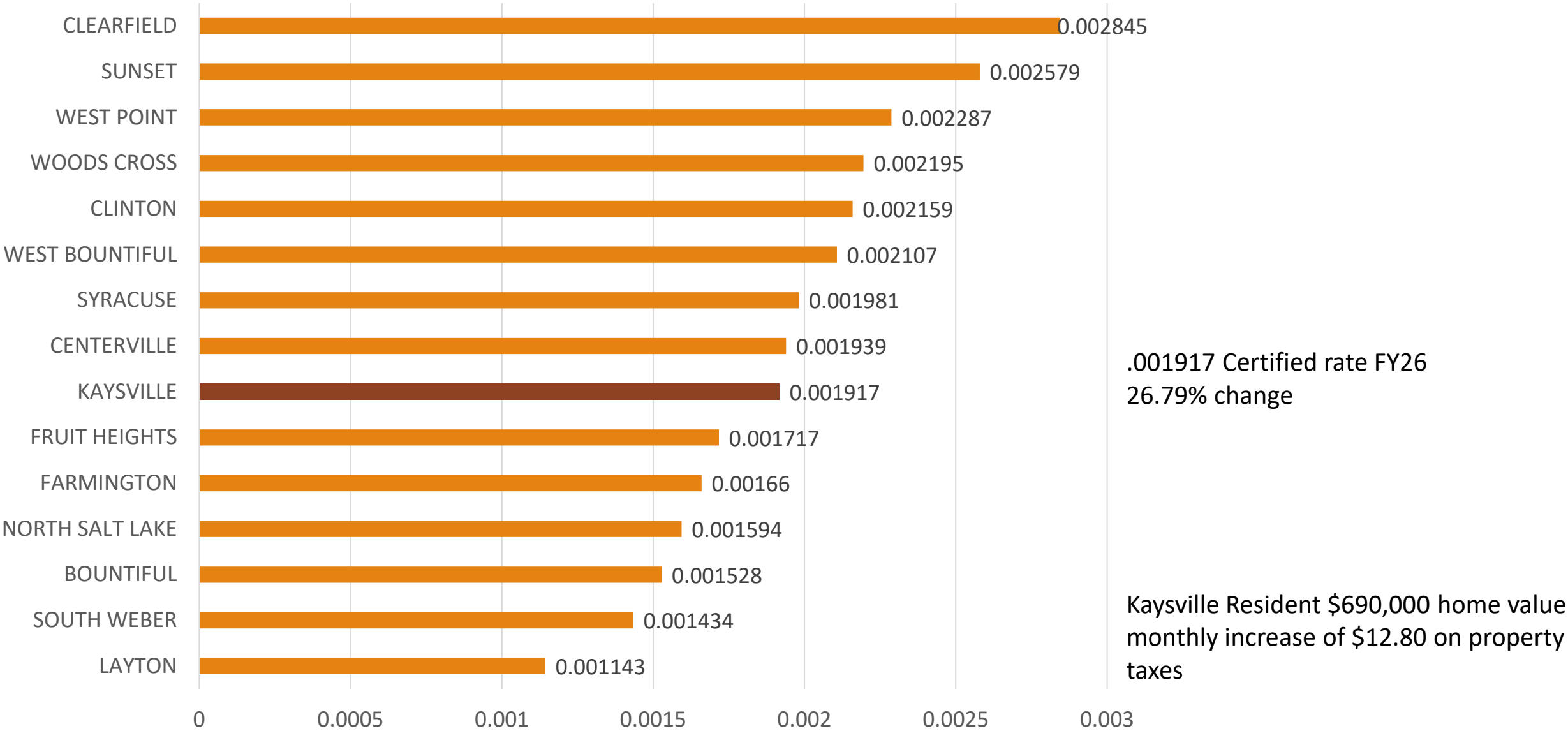
Assistant City
Attorney

Police Sergeant

Inflationary
Operating Costs

Flattened Sales Tax

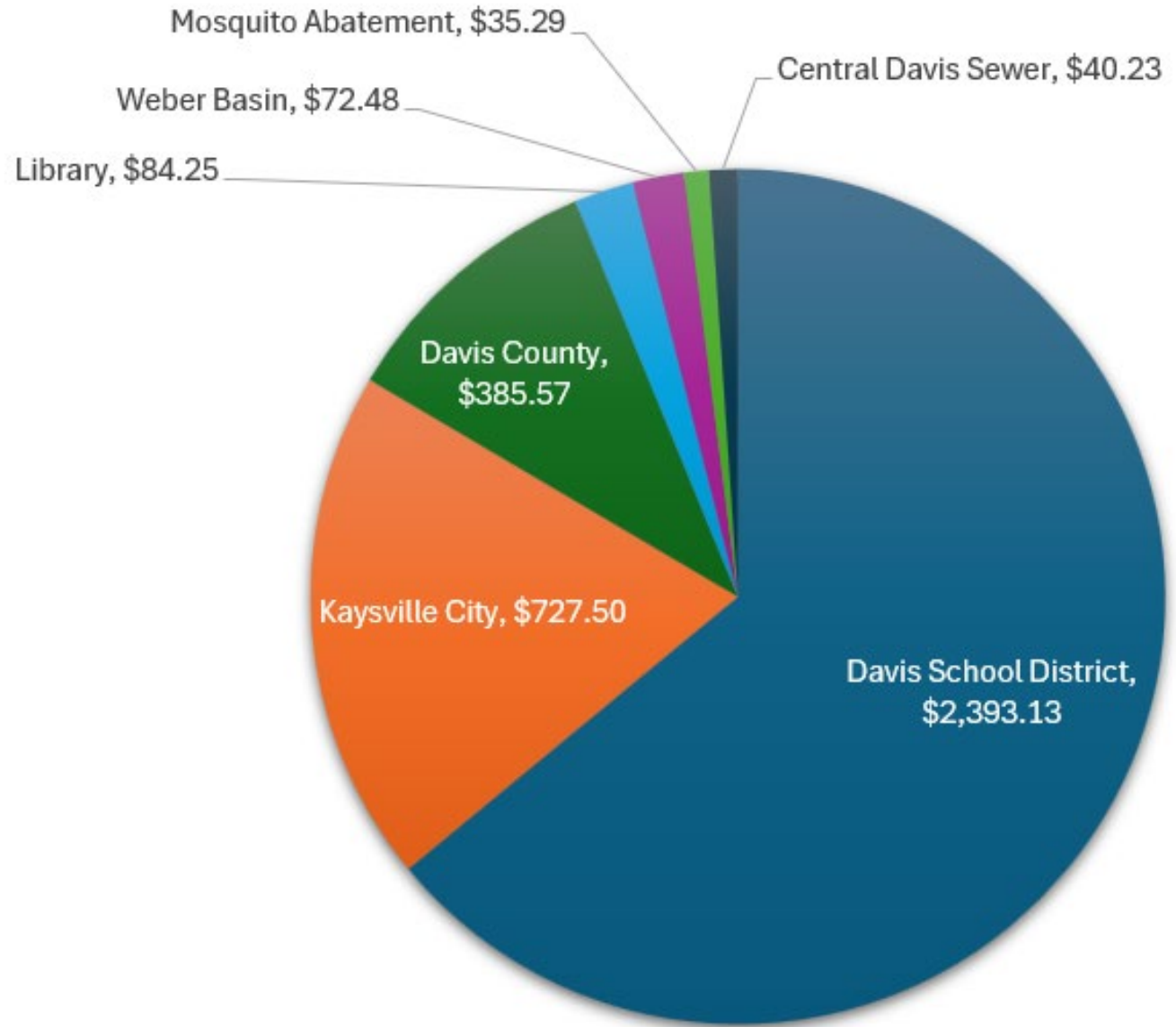
2025 Certified Rates Including Service Districts



Where Do My Property Taxes Go?

Kaysville Resident – Annual Property Tax Distribution Using 2025 Certified Tax Rates & Assuming a Home Value of \$690K = \$3,738.45 in Annual Property Tax

- Davis School District - 64%
- Kaysville City - 20%
- Davis County - 10%
- Library - 2%
- Weber Basin - 2%
- Mosquito Abatement - 1%
- Central Davis Sewer - 1%



Impact of Proposed Cost Changes on Average Citizen

Category	From	→	To	Change
Property Taxes****	\$47.83	→	\$60.63	\$12.80
Water Rate*	\$29.32	→	\$33.74	\$4.42
Electric Rate*	\$134.20	→	\$147.61	\$13.41
Storm Drain Rate	\$8.00	→	\$9.60	\$1.60
Sewer Rate**	\$37.25	→	\$40.25	\$3.00
Sanitation Rate***	\$15.15	→	\$15.35	\$0.20
Additional Container***	\$11.40	→	\$11.50	\$0.10
Green***	\$7.00	→	\$7.15	\$0.15
Recycling***	\$5.00	→	\$5.20	\$0.20
Total Per Month	\$295.15	→	\$331.03	↑ \$35.88

*Based on average Kaysville resident total monthly water and electric bill

**North Davis and Central Davis Sewer District rate increase

***Robinson Waste rate increase

**** Property Taxes are calculated using a \$690K home value