



State of the City 2024-2025

JULY 3, 2025

Best of Davis County 2025



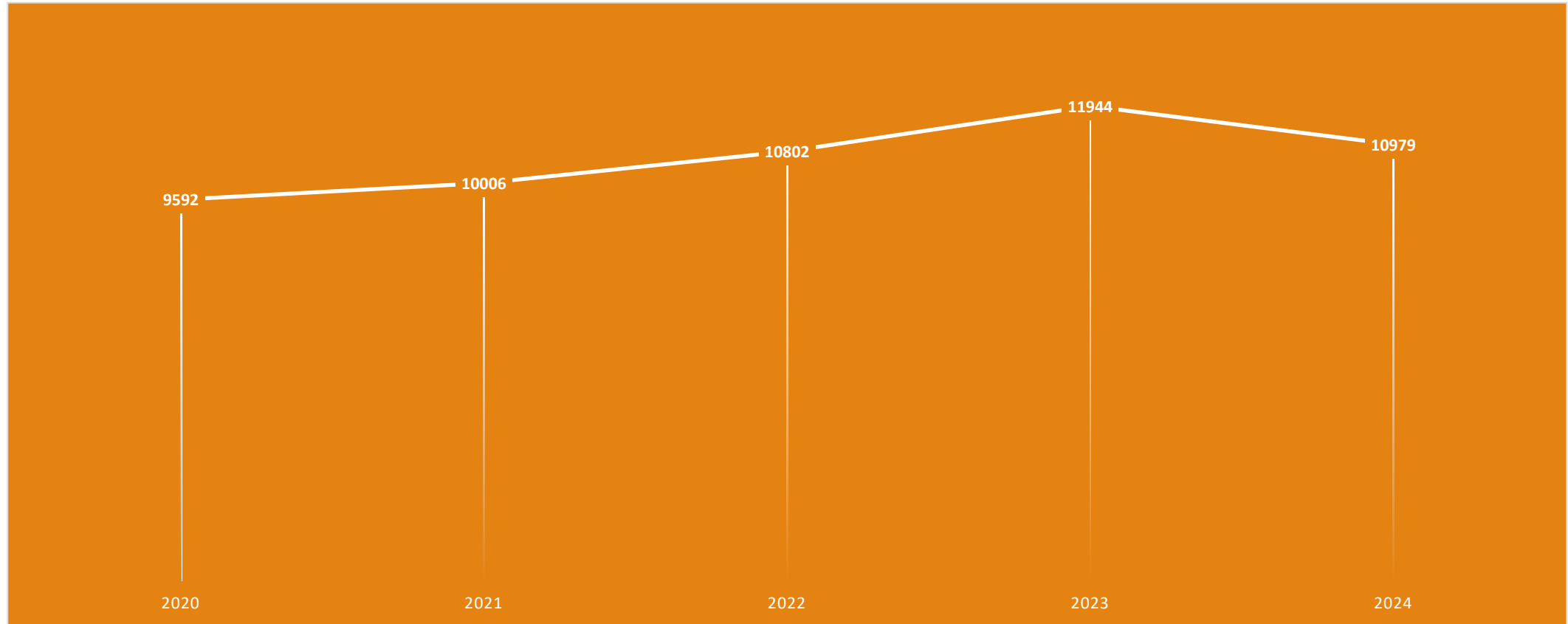


Police Department





Police Service Calls





Police Traffic Stops and Citations



SWAT Team & Narcotics Task Force

- Multi-agency SWAT team called out on 21 operations and critical incidents.
- Multi-agency Narcotics Task Force seized record amounts of narcotics and identified as the Task Force of the Year by the Rocky Mountain HIDTA region.
 - 500 lbs.' of methamphetamine seized
 - 1,400,000 fentanyl pills seized



Kaysville rated 2nd safest city in Utah for (2024)



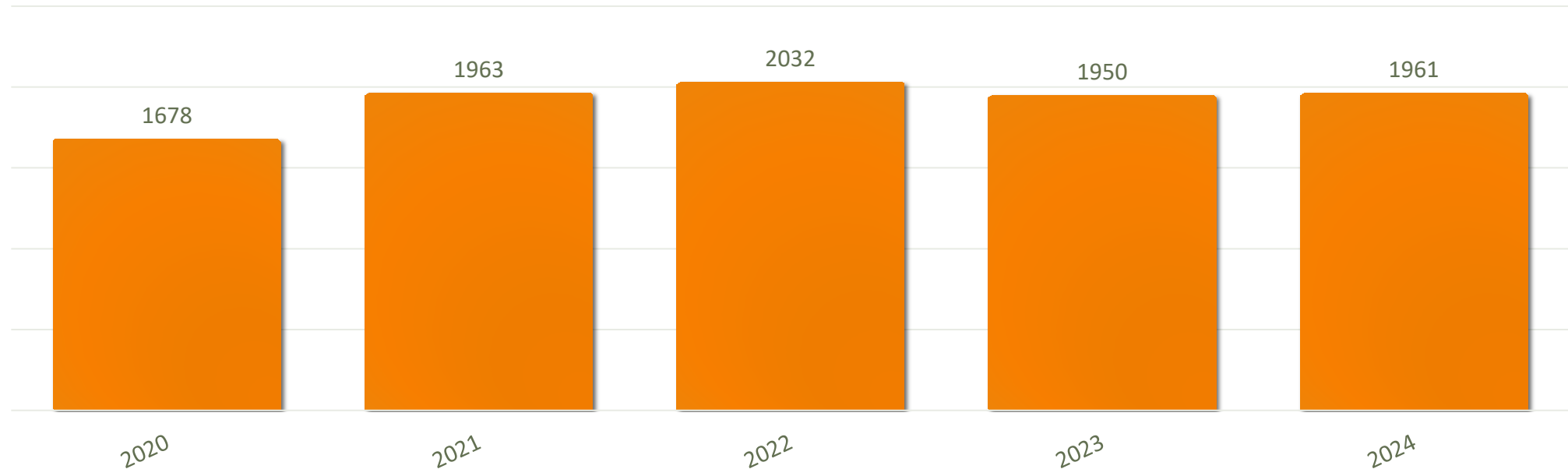


Fire Department





Total Fire Dept Responses by Year



New Programs

- In 2024, KFD became one of only two agencies in Utah capable of performing Rapid Sequence Intubation (RSI), which is the fastest and most effective way for paramedics to provide assisted breathing.
- KFD started a heavy rescue program to become a county-wide capability





Public Works Department

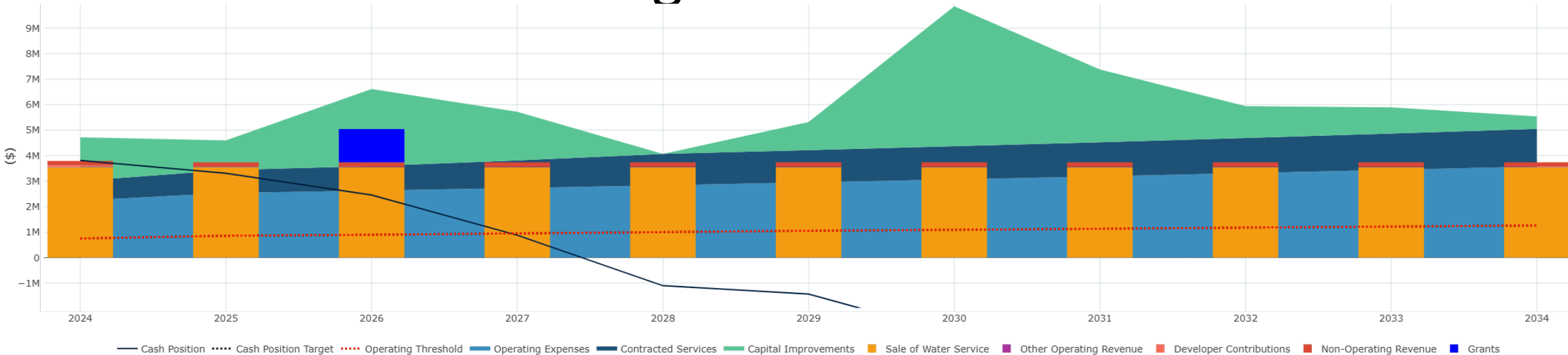


Water Line Leaks

- 2024 - ~ 250 repairs
- 2023 - ~ 130 repairs



Water Fund Forecasting Model



Water Fund Future Capital Projects

Fiscal Year 2026

- 200 N Waterline Upper End
- Crestwood Waterline
- Vehicles
- 300 N Chlorinator Building
- PRV Updates
- Paving to Lower Pasture Tank
- Chlorine Analyzer Crestwood/Ward
- Upgrade Pump Panels

Fiscal Year 2027

- 200 N Waterline Upper End
- Vehicles
- King Ct and Bishops
- 300 N chlorinator Building
- Bulk Water Loading Station

Beyond

- Replace Transit Lines
- Green Road Water Tank
- Flint Meadow (Flint to 900w)
- Crestwood Waterline
- 200 N (400 W to Main St)
- 200 S Waterline
- Virginia St Waterline

200 N Reconstruction & Mutton Hollow/Main St Improvements



Power Department





Unscheduled Outages

UNSCHEDULED	EVENTS	EVENTS	% OF TOTAL
	2023	2024	
EQUIPMENT DAMAGE	8	41	51%
OVERHEAD/UNDERGROUND	0	11	14%
VEHICLE ACCIDENT	2	4	6%
SQUIRREL	1	4	5%
TREE	3	4	5%
WILDLIFE	1	3	4%
ELECTRICAL FAILURE	10	3	4%
NON-UTILITY FIRE	1	2	2%
EQUIPMENT	2	2	2%
FAILURE OF GREATER TRANSMISSION	0	2	2%
WIND	2	1	1%
EQUIPMENT WORN OUT	0	1	1%
HEAT	0	1	1%
WEATHER	0	1	1%
UNKNOWN	0	1	1%
HUMAN ACCIDENT	1	0	
MANUFACTURING DEFECT	3	0	
WIND	1	0	
TOTAL	35	81	100%
TOTAL PERCENTAGE			



Average Service Availability Index

Kaysville City 2014 ASAI was 99.98%

Kaysville City 2015 ASAI was 99.97%

Kaysville City 2016 ASAI was 99.9962%

Kaysville City 2017 ASAI was 99.79%

Kaysville City 2018 ASAI was 99.9936%

Kaysville City 2019 ASAI was 99.9983%

Kaysville City 2020 ASAI was 99.9922%

Kaysville City 2021 ASAI was 99.994%

Kaysville City 2022 ASAI was 99.9925%

Kaysville City 2023 ASAI was 99.9842%

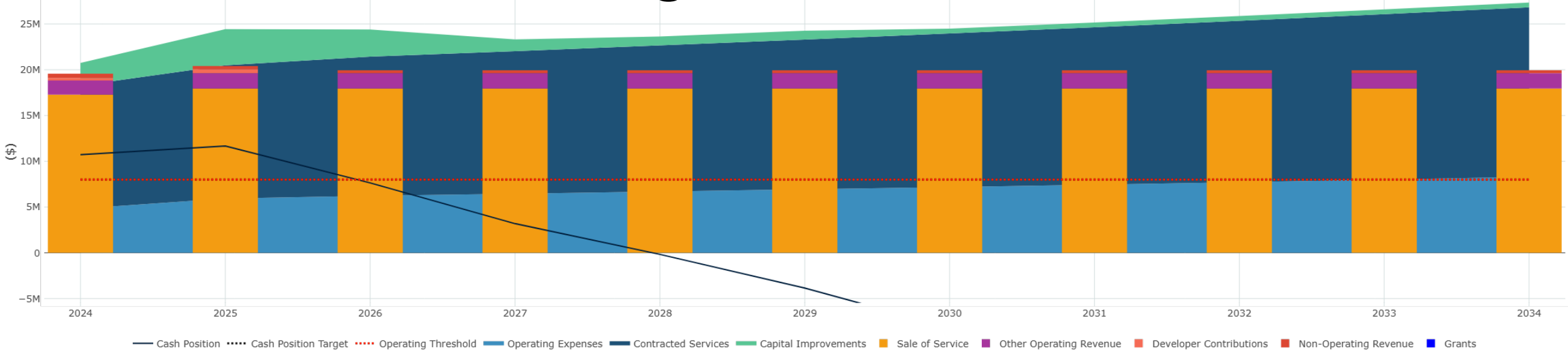
Kaysville City 2024 ASAI was 99.98%

Significant Projects

- Outage Management System
- King Clarion Rebuild
- Schick Substation
- Burton Substation



Power Fund Forecasting Model



Power Fund Future Capital Projects

Fiscal Year 2026

- Vehicles
- New Line Construction
- Rebuild of King Clarion Failed Pole Replacement
- Boring Conduit Rebuild 2400 Volt System
- Burton Substation Transformer
- County Mill Dr Upsize
- Old Mill Kays Dr Upsize

Fiscal Year 2027

- New Line Construction
- Battery Control House West Substation
- Reconductor Old Overhead Wire
- Burton Substation Transformer
- 200 N to Old Mill to Flint Upsize
- West Substation upsize

Fiscal Year 2028

- Vehicles
- New Line Construction



Parks & Recreation Department



Kaysville Recreation Center (2027)



	Sets/Teams	Individual
Accelerated Softball	34	408
Adult Softball Fall	52	572
Adult Softball Spring	58	638
All Star Baseball and Softball	10	109
Baseball & Softball	106	1059
Basketball	1468	1574
Camp Champ		16
Daddy Daughter Dance	156	375
Fall Soccer	200	1937
Fishing	44	44
Flag Football	41	411
Game On! Sports for Girls	74	74
Kids in the Park		90
Lacrosse Clinic	1	34
Mom and Sons Event	18	42
Pickleball Classes		48
Pickleball Leagues		251
Pickleball Tournament Fall	159	318
Pickleball Tournament Spring	156	312
Ski/Snowboard	1	52
Spring Soccer	208	2136
Summer Art		83
Summer Golf- Adult	2	16
Summer Golf- Youth	6	83
Tennis Adult	2	20
Tennis Youth	3	178
Tournament Softball	164	1968

	Sets/Teams	Individual
Track and Field		81
URPA State Jr Pickleball Tournament	85	170
Volleyball Tournament	53	106
WFFL Football	13	323
Women On The Move		89
Youth Pickleball		229
Total Participants - Sept 2023 to Aug 2024		13,846

COLOR KEY

Adult Program
Adult Team Sport
Community Event
Pickleball
Summer Program
Youth Program
Youth Sport
Youth Team Sport



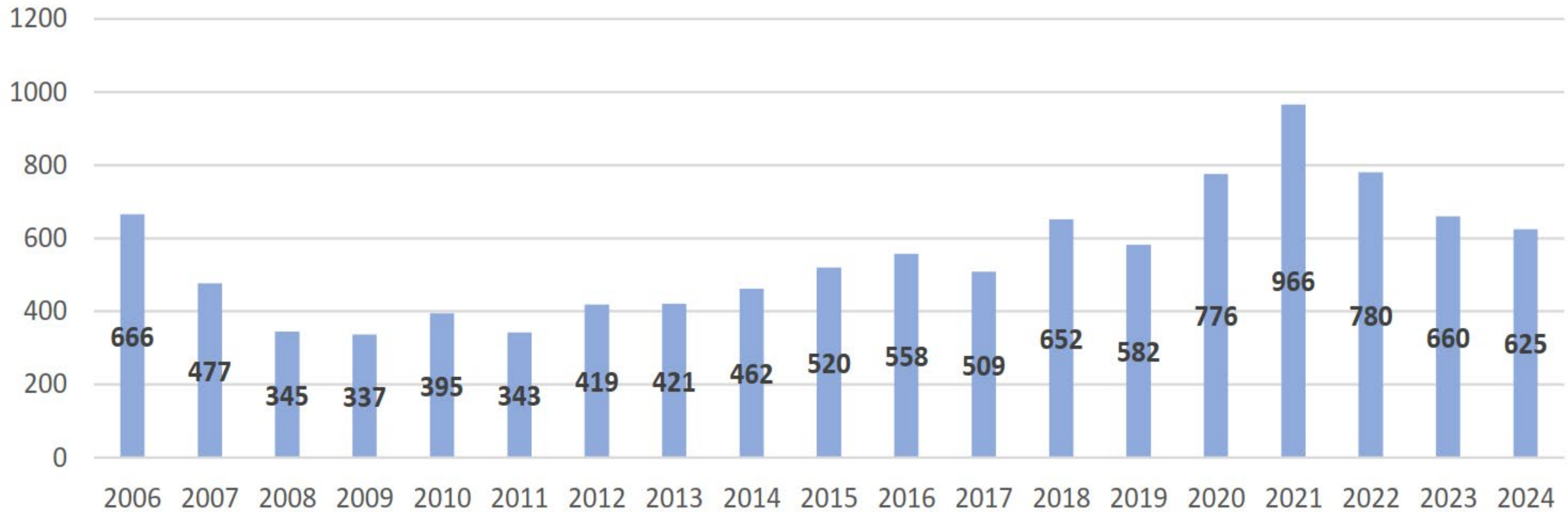


Community Development Department

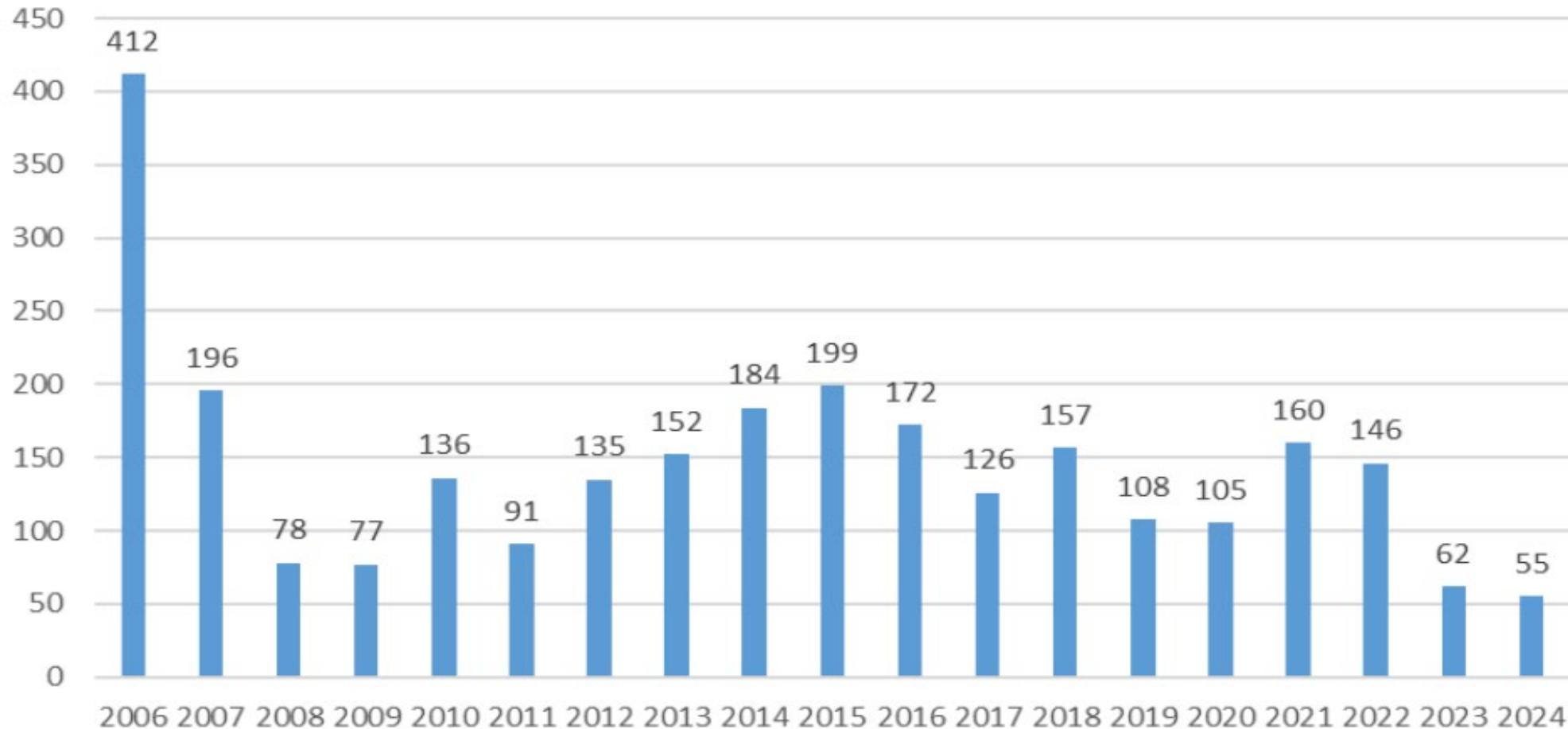




Total Permits Issued



New Home Permits (Single Family & Townhome)

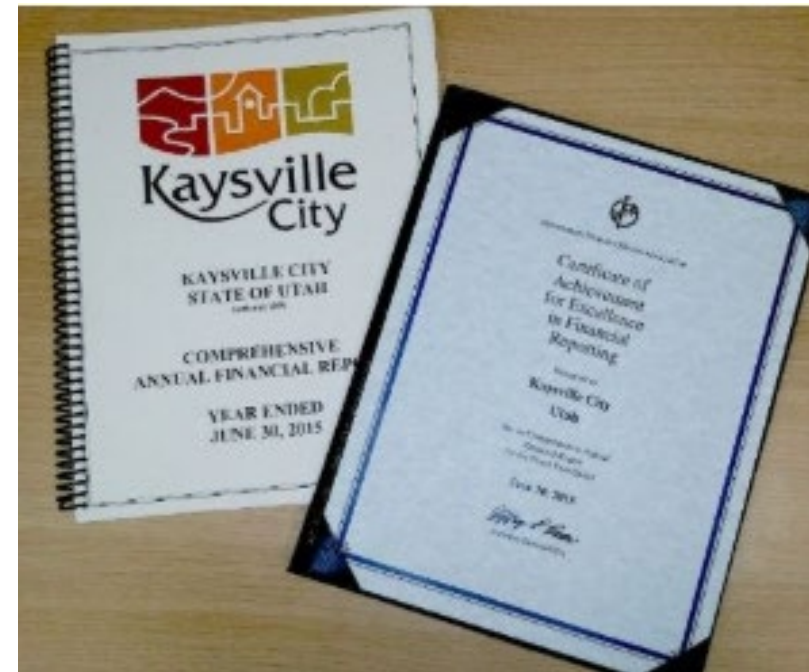




Community Development Initiatives

- Community Reinvestment Area
- Small Area Plan
- Code updates

Fiscal Considerations





Residents Served Per Employee

Year	Population	FTEs	Residents Served Per Employee
1994	16,703	52	321
2004	22,463	68	330
2014	29,400	81	363
2024	33,252	127	262



Residents Served Per Employee (w/o FD)

Year	Population	FTEs	Residents Served Per Employee
1994	16,703	51	328
2004	22,463	67	335
2014	29,400	80	368
2024	33,252	104	320

FY26 Budget Highlights



Capital and Infrastructure

Projects for FY26 Include:

- Partnership with Davis School district for a gymnasium
- Road and Utility work on 200 North and Mutton Hollow
- Power Department substation improvements
- West Davis Corridor Trail enhancements
- Park Improvements
- Cemetery Cremation Garden

Operations and Maintenance

Increases in General Fund operations costs are mainly due to inflation and proposed to be covered with a Property Tax Increase

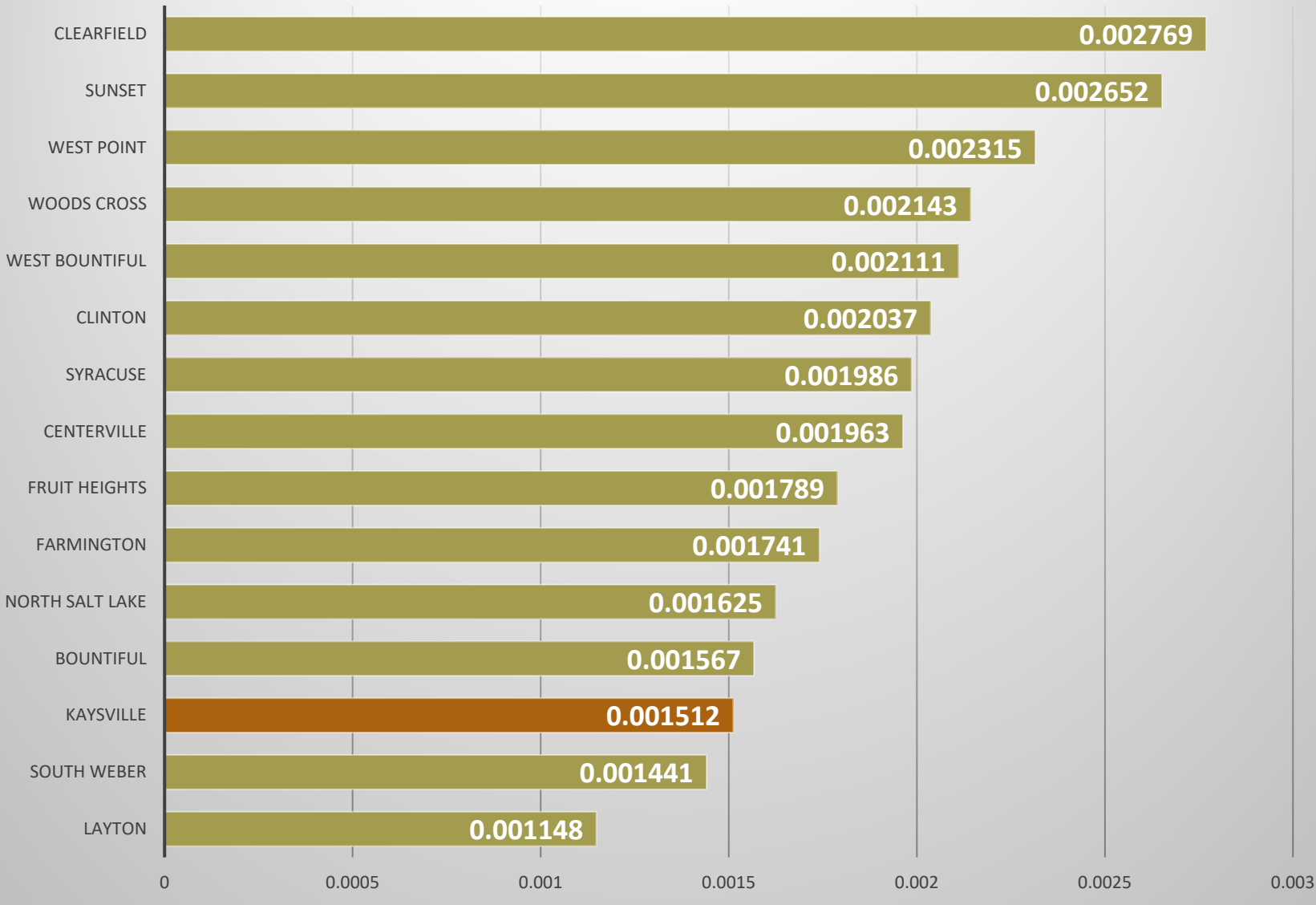
Increases in Enterprise Funds operation costs/utility rates are “pass through” costs from suppliers

Employees – Personnel and Human Resources

Two new positions proposed in the General Fund include:

Assistant City Attorney
Police Sergeant

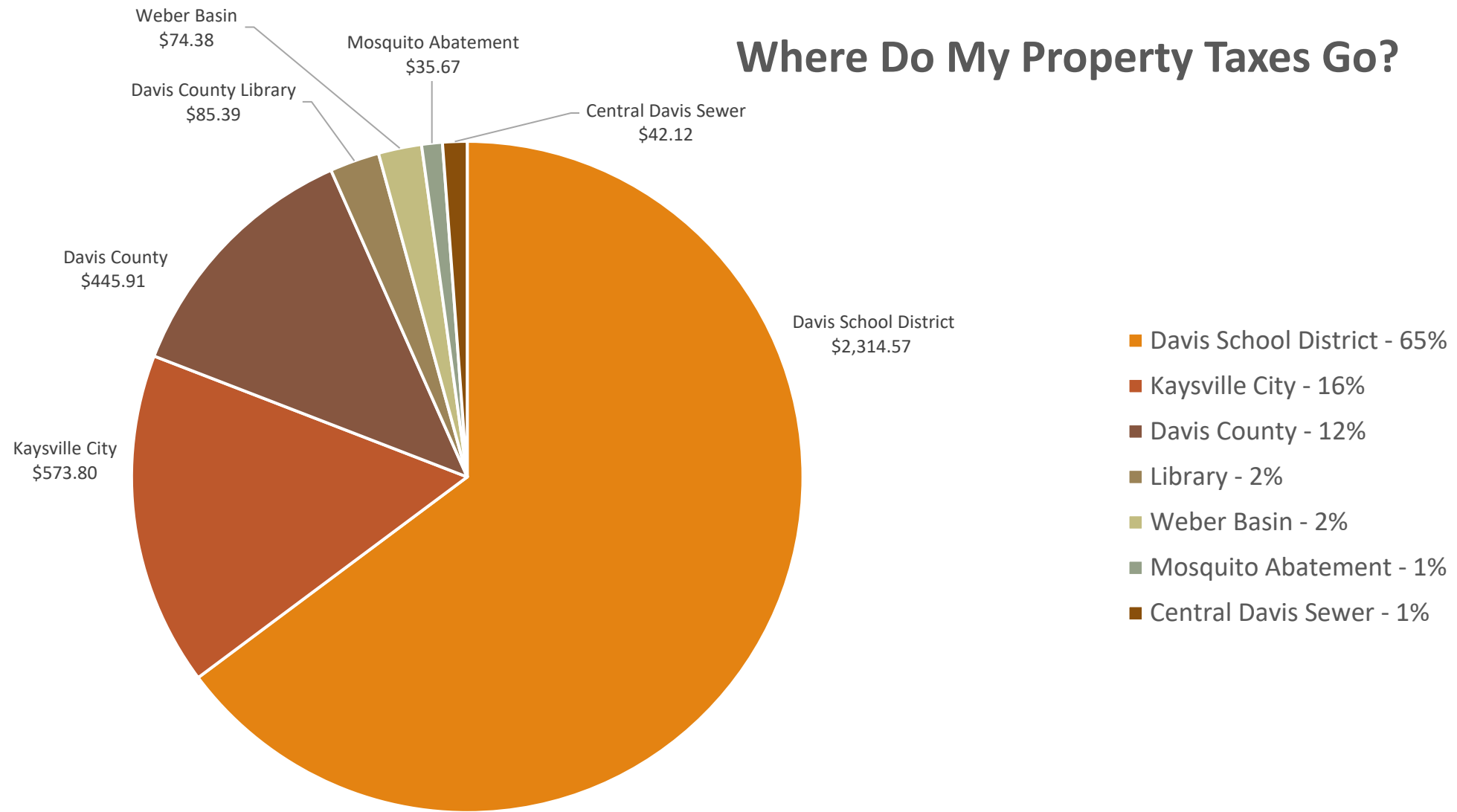
2024 Property Tax Rates
Service Districts Included



.001869 Proposed rate FY26
31.72% change

Kaysville Resident \$690,000 home value
monthly increase of \$14.61 on property taxes

Where Do My Property Taxes Go?



*Kaysville Resident – Annual Property Tax Distribution Assuming \$690k home value and an annual property tax bill of \$3,571.84
2024 Certified Tax Rates used in calculations



Future Challenges & Priorities

- Public safety needs, including new fire station
- Infrastructure reliability and sustainability
- Staffing and remaining competitive to attract and retain talent
- Operations Center
- Library building preservation
- Downtown revitalization & economic development
- Connectivity
- Aesthetic enhancement and image
- Rising costs and fiscal management
- Communication
- Planning