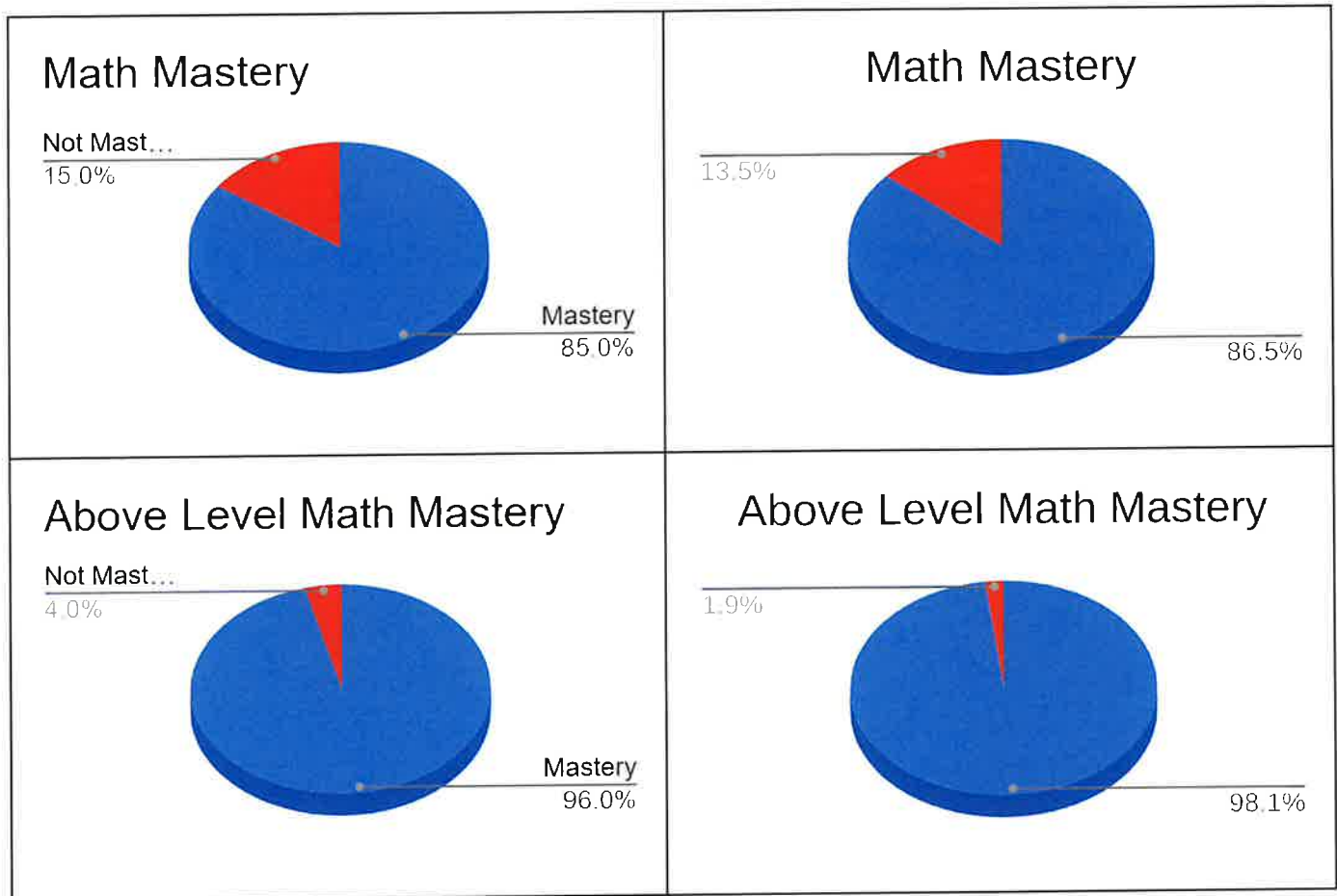


**Middle School
Academic Report
Term 4
2024-25**



2024-25 Term 4	2023-24 Term 4																				
<div><h3>Honor Roll</h3><table><thead><tr><th>Category</th><th>Percentage</th></tr></thead><tbody><tr><td>No HR</td><td>50.0%</td></tr><tr><td>HR</td><td>18.7%</td></tr><tr><td>HHR</td><td>23.1%</td></tr><tr><td>4.0</td><td>8.2%</td></tr></tbody></table></div>	Category	Percentage	No HR	50.0%	HR	18.7%	HHR	23.1%	4.0	8.2%	<div><h3>Honor Roll</h3><table><thead><tr><th>Category</th><th>Percentage</th></tr></thead><tbody><tr><td>No Honor...</td><td>50.0%</td></tr><tr><td>Honor Roll</td><td>18.7%</td></tr><tr><td>High Hon...</td><td>23.1%</td></tr><tr><td>4.0</td><td>8.2%</td></tr></tbody></table></div>	Category	Percentage	No Honor...	50.0%	Honor Roll	18.7%	High Hon...	23.1%	4.0	8.2%
Category	Percentage																				
No HR	50.0%																				
HR	18.7%																				
HHR	23.1%																				
4.0	8.2%																				
Category	Percentage																				
No Honor...	50.0%																				
Honor Roll	18.7%																				
High Hon...	23.1%																				
4.0	8.2%																				
<div><h3>English Mastery</h3><table><thead><tr><th>Category</th><th>Percentage</th></tr></thead><tbody><tr><td>Not Mast...</td><td>10.0%</td></tr><tr><td>Mastery</td><td>90.0%</td></tr></tbody></table></div>	Category	Percentage	Not Mast...	10.0%	Mastery	90.0%	<div><h3>English Mastery</h3><table><thead><tr><th>Category</th><th>Percentage</th></tr></thead><tbody><tr><td>Not Mast...</td><td>18.3%</td></tr><tr><td>Mastery</td><td>81.7%</td></tr></tbody></table></div>	Category	Percentage	Not Mast...	18.3%	Mastery	81.7%								
Category	Percentage																				
Not Mast...	10.0%																				
Mastery	90.0%																				
Category	Percentage																				
Not Mast...	18.3%																				
Mastery	81.7%																				
<div><h3>Science Mastery</h3><table><thead><tr><th>Category</th><th>Percentage</th></tr></thead><tbody><tr><td>Not Mast...</td><td>10.5%</td></tr><tr><td>Mastery</td><td>89.5%</td></tr></tbody></table></div>	Category	Percentage	Not Mast...	10.5%	Mastery	89.5%	<div><h3>Science Mastery</h3><table><thead><tr><th>Category</th><th>Percentage</th></tr></thead><tbody><tr><td>Not Mast...</td><td>12.0%</td></tr><tr><td>Mastery</td><td>88.0%</td></tr></tbody></table></div>	Category	Percentage	Not Mast...	12.0%	Mastery	88.0%								
Category	Percentage																				
Not Mast...	10.5%																				
Mastery	89.5%																				
Category	Percentage																				
Not Mast...	12.0%																				
Mastery	88.0%																				



Student Academics

- We identified growth and areas for further development based on our RISE data. Complete data will be shared in the fall, once all data has been published.
- APPL testing scores indicate that our students perform above the national average in all areas but listening. Our Spanish department will implement more speaking practice.

Student Success

- Our Boy's Volleyball team took second place in our league.
- Our Girl's Soccer team fought hard and had their best season yet.
- Field Day was a success.

Middle School Behavior Report 2024-25



Broken Windows Theory

Picture a building with a few broken windows.

If the broken windows are **not repaired**, people walking by will assume **no one cares** about the property. This creates an atmosphere of lawlessness.

Disorder invites disorder: more windows get broken, squatters may move in, crime eventually takes hold, etc.

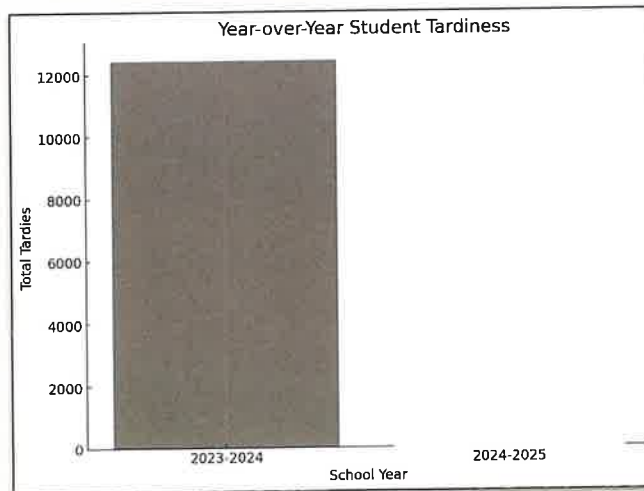
Visible signs of disorder (even small ones) send a message that **rules aren't enforced** and **no one is in control**.

Social cues matter: People take cues from their environment. Clean, orderly spaces suggest rules are enforced.



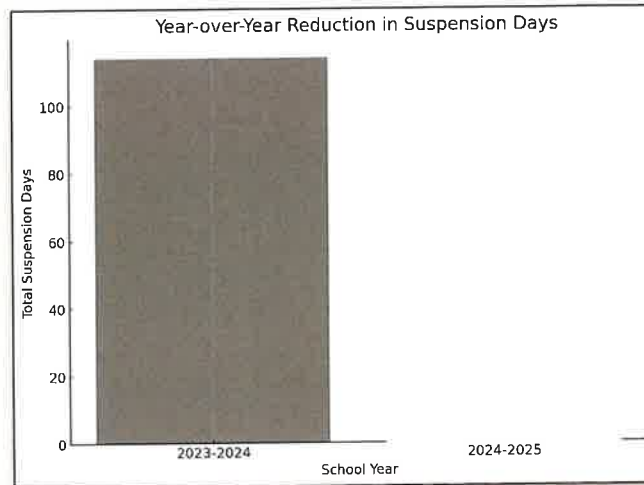
Student Tardiness

- **2023-24 = 13,590**
- **2024-25 = 6,618**
- **51.3% reduction**
 - **193.77 hours** of Instruction
 - **Social Cue:** orderly transitions and class time are valued



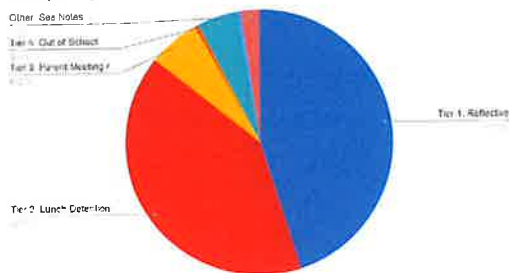
Suspension Days

- **2023-24 = 115**
- **2024-25 = 74**
- **35.7% reduction**
 - **41 Days (250 Hours)** of Instruction
 - **Social Cue:** Atmosphere of lawfulness where rules are enforced

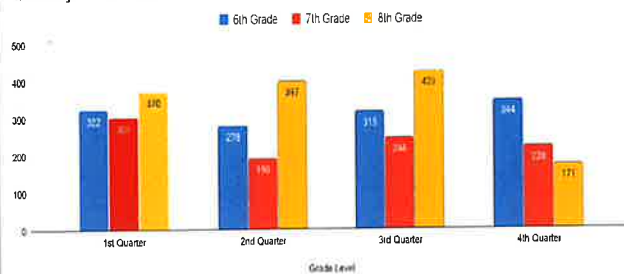


MS Discipline Summary

Disciplinary Actions as a Percentage of Total



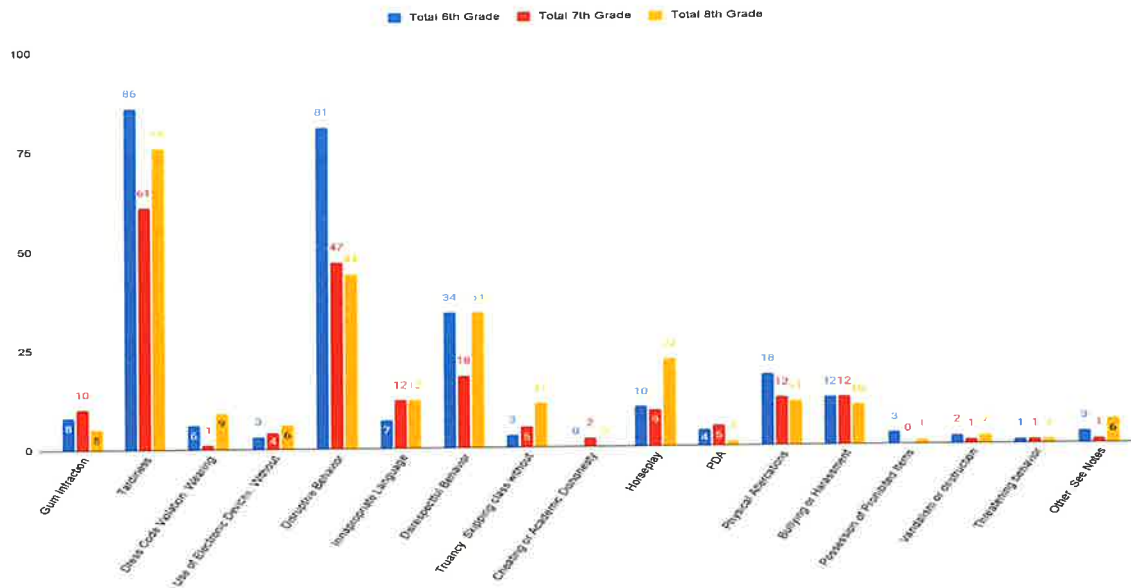
Quarterly Points Trends



Total Incidents Over Time



Behavior Incidents by Grade Level



Expulsions applied for school safety violations such as:

- *Drugs*
- *Nicotine*
- *Weapons*
- *Threats*

Expulsion

Expulsion Events

