

LOGAN LIBRARY MONTHLY STATISTICAL REPORT MAY 2025

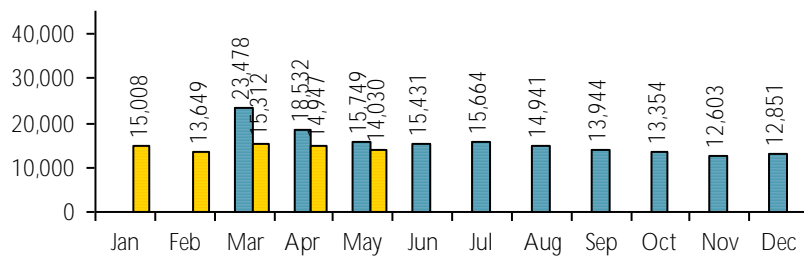
VISITS

Patron Exit Count: 14,030

Average Daily Exit Count: 540

Highest day: 806 on Tue, May 27

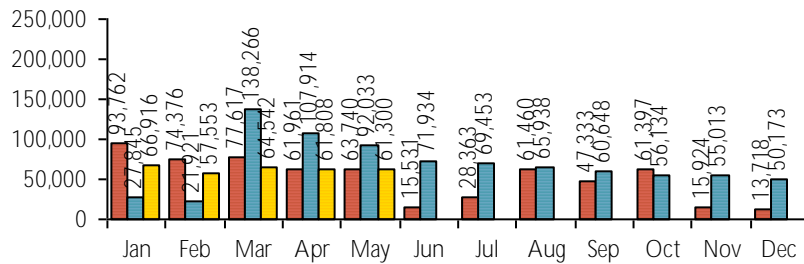
2023 2024 2025



	New	Total
Library Card Holders:	398	28,926
Inside of Logan:	364	24,768
Outside of Logan:	28	1,564
ILL/System cards:	6	2,594

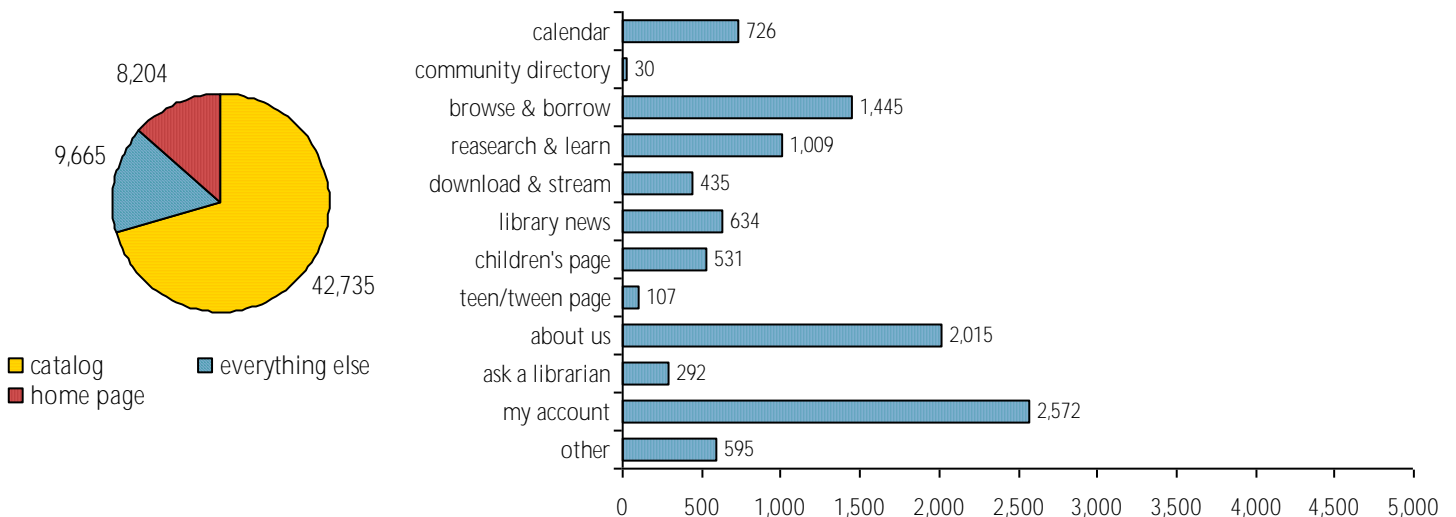
Online Visits: 61,300

2023 2024 2025



Average minutes per visit: 2:13

Website Traffic Details:



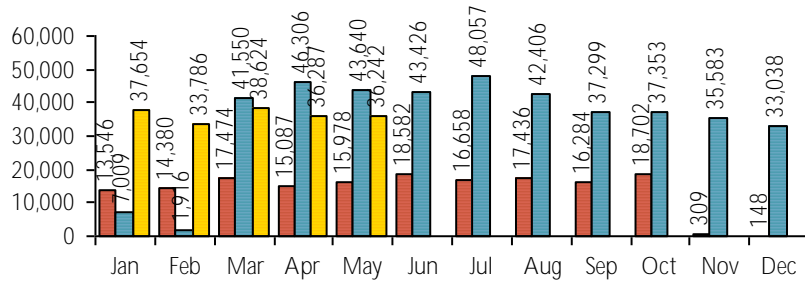
Social Media

	Likes / Follows / Subscribes		Views / Impressions		Posts with the Most Reach
	this month	3 yr average	this month	3 yr average	
Facebook	3,467	3,144	3,058	7,690	Instagram- Gerald and Piggie Party Facebook- Showing Dog Man
Instagram	1,927	1,530	1,166	1,069	
Pinterest	1,174	1,165	23,086	23,866	
X (Twitter)		264		192	
YouTube	150	105	154	684	

CIRCULATION

Physical Circulation: 36,242

2023 2024 2025

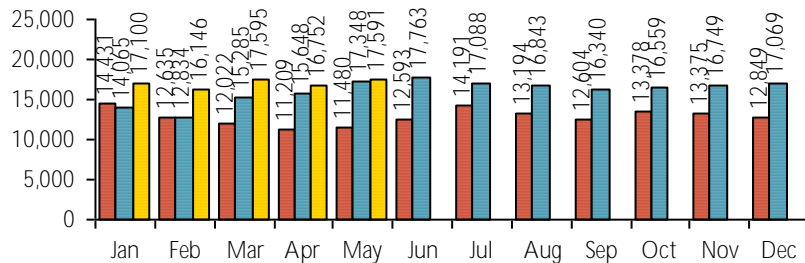


Via Auto-Renew: 10,079
Via Self Checkout Kiosks: 19,165

Average Daily Physical Circulation: 1,394
Highest day: 2,437 on Tue, May 27

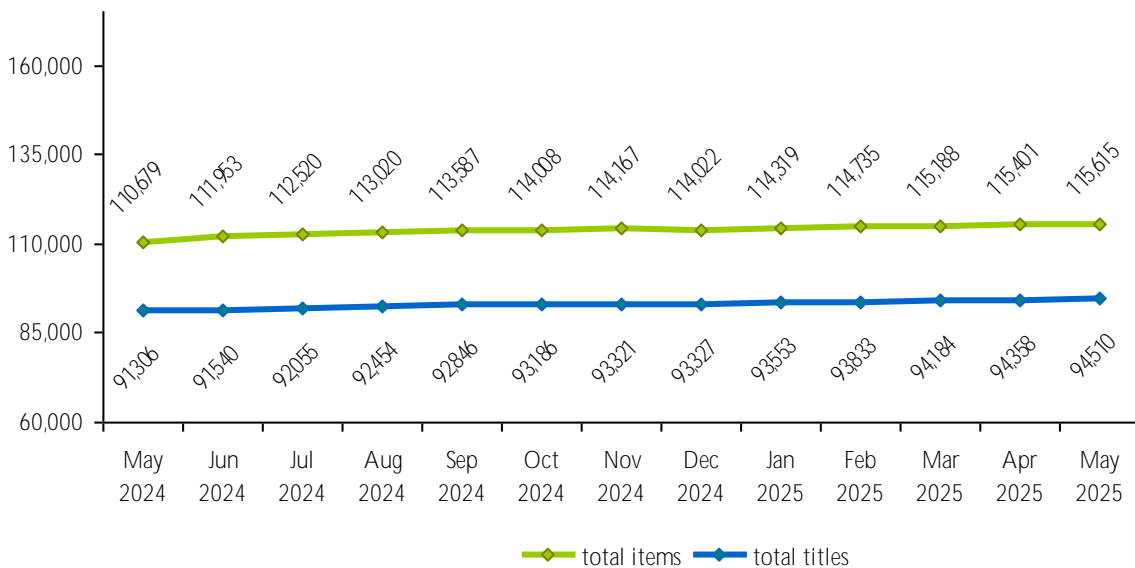
Online Circulation: 17,591

2023 2024 2025



ComicsPlus Kids: 6
ComicsPlus Teen: 2
ComicsPlus Full: 126
Overdrive: 16,476
Hoopla: 981
Hoopla Usage Cost: \$2,376.65

HOLDINGS

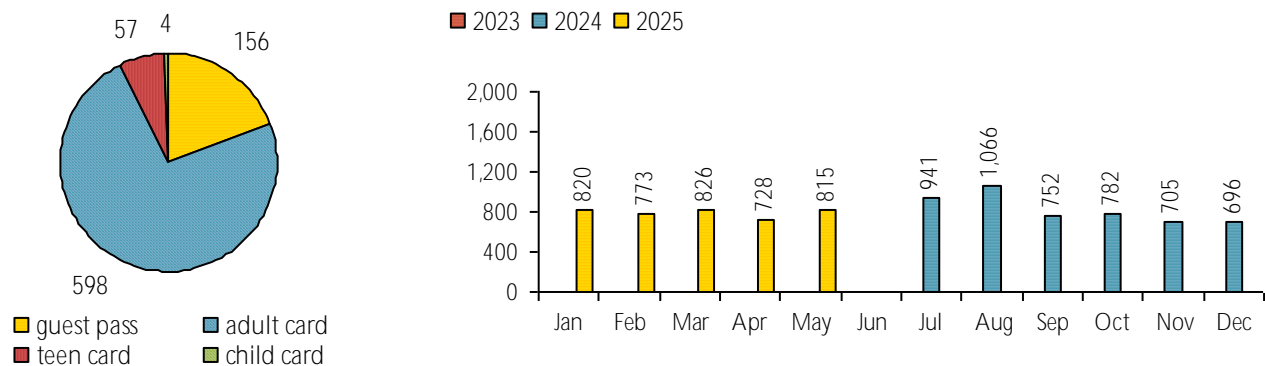


SERVICES

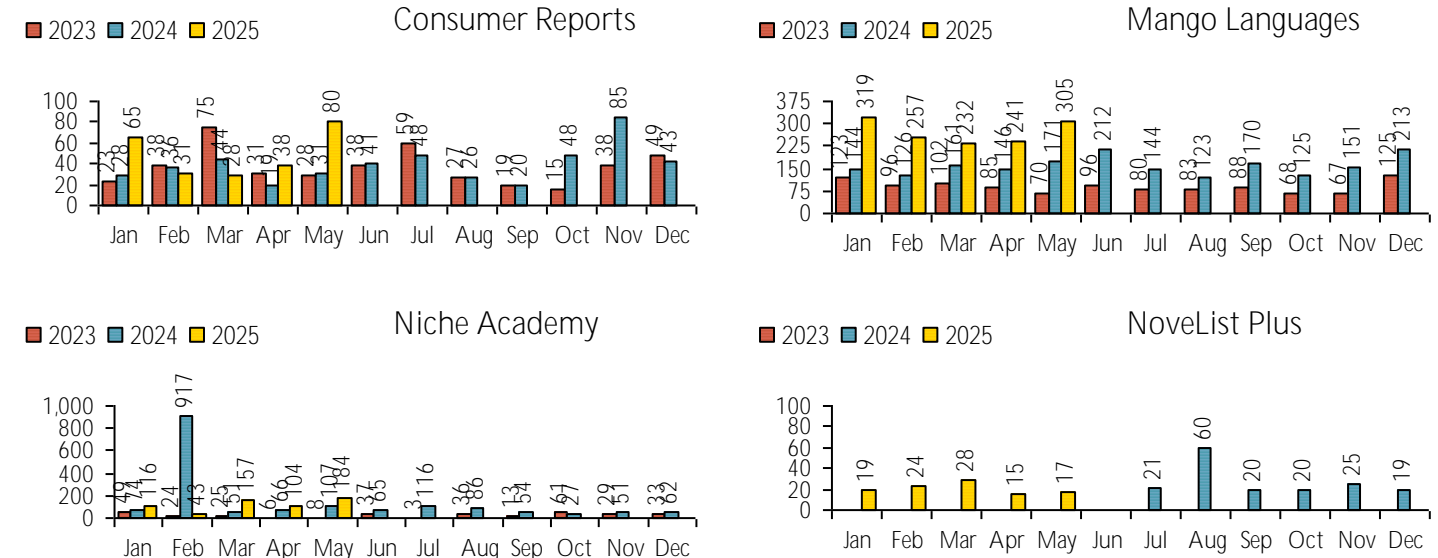
Meeting Room Usage (this month / year to date)

	hours occupied	percentage		hours occupied	percentage
Community A	25.0 / 132.0	10.4% / 11.0%	Bluebell	64.0 / 448.5	26.6% / 37.4%
Community B	17.0 / 99.8	7.1% / 8.3%	Lupine	128.0 / 571.0	53.1% / 47.6%
Community Combined	9.0 / 63.5	3.7% / 5.3%	Sunflower	85.0 / 373.0	35.3% / 31.1%
Quaking Aspen	44.0 / 319.5	18.3% / 26.6%	Blue Spruce	95.0 / 464.5	39.4% / 38.7%
Sego Lily	64.0 / 393.0	26.6% / 32.8%	Willow	73.0 / 385.0	30.3% / 32.1%
Makerspace	11.0 / 70.0	4.6% / 5.8%			
			Total Hours	615.0 / 3,319.8	
			Total Percentage	23.2% / 25.2%	

Computer Sessions 815

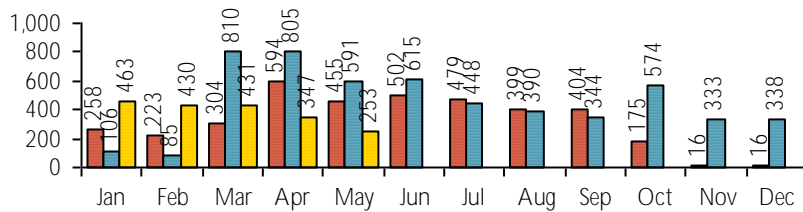


Purchased Database Usage



Reference Transactions 253

2023 2024 2025



Pick-it-Up : 0
Books by Mail : 3

PROGRAMS

Children

	programs	attendance
Storytime	4	472
Coloring Pages Given Out		1,365
1000 Books Before Kindergarten		30

	programs	people
Other Children's Programs	2	213
Other Programs: Kids Art Expo (1), Elephant & Piggie Party (1)		

Teen/Tween

	programs	attendance
Teen Tuesday	0	0
High School Outreach	0	0
Teen Book Club	1	9

	programs	people
Other Teen/Tween Programs	1	11
Other Programs: Teen Film Friday		

Adult and General

	programs	attendance
Cache Garden Club	1	50
Cache Valley Historical Society	1	36
Chess Knight	3	38
Crafters Club	1	12
Creative Art / Drawing Group	2	31
Helicon West Live	1	13
Helicon West Previous Month Views		40
LSC Author Talks Live	3	1
LSC Author Talks Previous Month Views		28
Movie Night	3	182
Online Readers Circle	0	0
Swoon Society	1	21

	programs	people
Other Programs	8	264
Other Programs: Group Building Tours (2), Writer's Master Class (1), Bike Week Scavenger Hunt (1), NoMas Legal Clinic (3), Spring Reading Program for Adults (1)		