



## HEBER LIGHT & POWER COMPANY

31 S 100 W  
Heber City, UT 84032

### **BOARD MEETING NOTICE & AGENDA**

Date: **February 26, 2025**  
Time: **4:00 pm Board Meeting**  
Location: **Heber Light & Power**  
**31 S 100 W, Heber City, UT**

Zoom Link:

[https://heberpower.zoom.us/webinar/register/WN\\_q05DOJGsTLCqQwkgasLyVg](https://heberpower.zoom.us/webinar/register/WN_q05DOJGsTLCqQwkgasLyVg)

#### **Board of Directors:**

Heber City Mayor – Heidi Franco  
Midway City Rep. – Kevin Payne  
Charleston Town Mayor - Brenda Christensen  
Wasatch County Council Rep. - Kendall Crittenden  
Heber City Council Rep. – Sid Ostergaard  
Heber City Council Rep. – Aaron Cheatwood

### **AGENDA**

1. Approval of Consent Agenda:
  - January 22, 2025, Board Meeting Minutes
  - January 2025 Financial Statement
  - January 2025 Warrants
2. Discussion and Possible Decision on Sale of Admin Building-(Adam Long)
3. Discussion and Possible Approval of Amended Customer Rules (Rule 3 – Types of Electric Service, Rule 11 – Service Connections, and Rule 15 – Line Extensions) (Riley Wright Adam Long)
4. Discuss and Review Risk Policys-(Bart Miller)
5. Wholesale Power Report- (Emily Brandt)
6. Approval of Surplus Equipment Sale- (Jason)

#### **GM Report-**

- UAMPS
- IPA
- New Employee update
- Building Update

**6:00 p.m – Public Hearing for the Rate Increase and Rate Implementation**

**Decision an possible Approval on 2025-2027 Rate Plan**

Closed Session: As needed

---

## Agenda Item 1: Consent Agenda Board Minutes

---



Board Meeting February 26, 2025

---



## HEBER LIGHT & POWER COMPANY

31 South 100 West Heber  
City, Utah 84032

### BOARD MEETING

January 22, 2025

The Board of Directors of Heber Light & Power met on January 22, 2024, at 4:00 pm at the Heber Light & Power Business Office, 31 S 100 W, Heber City, Utah.

**Board Member Attendance:** Board Chair – Heidi Franco: Present  
Director – Kevin Payne: Present  
Director – Brenda Christensen: Present  
Director – Sid Ostergaard: Not Present  
Director – Aaron Cheatwood: Present  
Director – Kendall Crittenden: Present

**Others Present:** Jason Norlen, Bart Miller, Adam Long, Rylee Allen, Emily Brandt, Patricio Hernandez, Jake Parcell, Josh Gustin, Riley Wright and Colby Houghton.

Chair Franco welcomed those in attendance.

1. Consent agenda - approval of a) November 21, 2024, Board Meeting Minutes, b) November/December 2024 Financial Statements c) November/December 2024 Warrants. Chair Franco asked for the consent agenda to include item 5 Approval of resolution 2025-01 Street Light Energy Charge Forgiveness, item 6 Review of Cash Reserve and Dividend Calculation, item 7 Approval of 2025 Board Meeting Schedule, and item 8 Review and Approval of Fraud Assessment and Completion of Board Ethics Form.

Motion. Director Crittenden moved to add items 5,6,7, and 8 to be included in the Consent agenda. Director Christensen seconded the motion. The motion carried with the following vote:

Board Chair – Heidi Franco: Approve  
Director – Kevin Payne: Approve  
Director – Brenda Christensen: Approve  
Director – Sid Ostergaard: Not Present  
Director –Aaron Cheatwood: Approve  
Director –Kendall Crittenden: Approve

Motion. Director Christensen moved to accept the Consent agenda. Director Crittenden seconded the motion. The motion carried with the following vote:

Board Chair – Heidi Franco: Approve  
Director – Kevin Payne: Approve  
Director – Brenda Christensen: Approve  
Director – Sid Ostergaard: Not Present  
Director –Aaron Cheatwood: Approve  
Director –Kendall Crittenden: Approve

2. Presentation and Discussion of Electric Financial Projection and Cost of Service Study. Mark Beauchamp had a meeting with the finance committee to discuss the financial projections for the years 2025 to 2029, using historical data to estimate revenues and expenses. He showed the steps involved in the rate study, focusing on the cost of service study, which analyzes the fees associated with serving different customer classes and their respective monthly charges. In the first two years, there will be a slight variation in Time of Use (TOU) rates, allowing customers to have more control over their energy consumption. During the meeting, Mark provided an overview of the assumptions made while reviewing the data, including a proposal to suspend the power cost adjustment until the second year's rate increase, which won't take effect until 2026. With Heber's rapid growth, the capital improvement plan outlines significant investments for 2025 and 2026, with some recovery expected from impact fees. Mark explained the financial modeling in detail, including the debt coverage ratio and projected cash balances, suggesting a 13% rate increase in 2025 to accommodate future employee costs and living adjustments. The discussion also covered the need to align service costs within 10% of the average for each customer class, with plans for different rate designs in the first and second years.
3. Discussion and Possible Decision on the Sale of the Admin Building. Heber Light & Power is waiting to hear back from Heber City on the purchase agreement Adam sent. The mayor mentioned that the city attorney will review the contract and provide feedback, making any necessary adjustments before finalizing the rent-back agreement. Kevin Payne believes we should get a new appraisal to confirm there hasn't been any increase since the last one in June.
4. Approval of Date and Time for the Rate Adjustment Public Hearing. Public Hearing for Rate Adjustment will be on February 26, 2025, at 6 p.m.

Motion. Director Christensen moved to accept the time and date for public hearing. Director Crittenden seconded the motion. The motion carried with the following vote:

Board Chair – Heidi Franco: Approve  
Director – Kevin Payne: Approve  
Director – Brenda Christensen: Approve  
Director – Sid Ostergaard: Not Present  
Director – Aaron Cheatwood: Approve  
Director – Kendall Crittenden: Approve

5. Approval of Date Resolution 2025-01 Street Light Energy Charge Forgiveness. See Consent Agenda
6. Review of Cash Reserve and Dividend Calculation. See Consent Agenda
7. Approval of 2025 Board Meeting Schedule. See Consent agenda
8. Review and Approval of Fraud Assessment and Completion of Board Ethics Form. See Consent Agenda



9. Wholesale Power Report.3. Emily reviewed the MWh budget and found that while we exceeded some areas, we were under budget in others. The biggest factor affecting the budget is the federal hydro. She analyzed the wholesale power costs per kilowatt-hour over the past decade, noting the fluctuations. This year, we've seen a 16% increase in costs.
10. GM Report.
- UAMPS Report. UAMPS budget meeting has started for the year. Jason was elected the Chair of the project management committee on Hunter Power Project.
- System Improvement Award. HLP was honored to receive an award from UAMPS for our work on the transmission line and the point of delivery substation.
- IPA Update. Not a lot has shifted; they're just ramping up testing on some of the units. The hydrogen segment and ACES are still on track. We've managed to lower our callback for the IPP plant as we head into summer. We're aiming for 2 megawatts, but costs are soaring—jumping from \$64 to \$90. As they get closer to bringing the units online, expenses have spiked.
- Building Update. Jason updated that the walls of the admin building were up. They talked about the HVAC setup and figured out where to place the units, which they managed to sort out. 2. There have been some changes to the costs involved as well.

Chair Franco called for a motion to adjourn the meeting.

Motion: Director Cheatwood moved to adjourn the meeting. Director Payne seconded the motion. The motion carried with the following vote:

Board Chair – Heidi Franco: Approve  
Director – Kevin Payne: Approve  
Director – Brenda Christensen: Approve  
Director – Aaron Cheatwood: Approve  
Director – Kendall Crittenden: Approve  
Director – Sid Ostergaard: Not Present

Meeting adjourned.

Rylee Allen  
Board Secretary

---

## Agenda Item 1: Consent Agenda January Financials

---



Board Meeting February 26, 2025

---

Heber Light & Power  
**TRENDS AT A GLANCE - Financial Summary**  
Year To Date January 31, 2025

	12/31/2021	12/31/2022	12/31/2023	12/31/2024	YTD 1/31/2025	YTD Budget	Annual Budget
1 Total Customers	13,682	14,181	15,078	15,757	15,786		
2 Customer Growth	3.85%	3.65%	6.33%	4.50%	0.18%		
3 Cash and Investments (Operating)	369,478	(280,982)	1,029,003	1,264,329	2,543,179		19,951,587
4 Cash and Investments (Operating Reserves)	3,531,800	6,913,764	5,172,668	13,672,059	13,750,251		8,487,372
5 Days cash on hand	82	109	100	202	196		120
6 Cash and Investments Restricted	18,152,483	9,925,319	23,152,516	8,282,790	6,398,742		
7 Net Capital Assets	48,024,733	59,655,315	81,055,577	94,925,367	97,550,933		
8 Total Assets	77,162,287	86,592,269	125,205,376	133,634,112	136,259,678		
9 Total Liabilities	26,703,304	30,764,597	61,018,562	57,821,713	58,457,085		
10 Net Position (Equity)	50,531,782	54,998,754	64,186,815	75,812,399	77,802,594		
11 Operating Revenues	21,420,515	23,077,390	25,991,779	27,466,150	2,761,233	2,435,134	29,187,057
12 Operating Expenses	20,057,173	25,223,257	26,165,610	29,474,699	2,408,241	2,804,621	34,042,756
13 Operating Income	1,363,342	(2,145,867)	(173,831)	(2,008,550)	352,992	(369,487)	(4,855,699)
13 Operating Income less Depreciation	4,069,767	858,571	3,224,640	2,447,104	742,573	9,532	(249,925)
14 Impact Fees	2,387,447	3,195,068	4,142,767	4,865,618	191,175	250,000	3,000,000
15 Restricted Net Assets Impact Fees	3,445,774	12	25	20,269	20,248		
16 Contributions (CIAC)	6,100,580	4,056,099	5,472,934	9,437,873	926,014	250,000	3,000,000
17 Restricted Net Assets CIAC	1,143,545	1,121,123	1,643,529	1,706,032	2,422,735		
18 Inventory	3,757,132	4,430,810	6,406,955	8,484,856	8,377,762		
19 CIAC Inventory included in line 18	2,255,274	2,992,759	3,716,034	4,921,217	4,859,102		
20 Distributions	300,000	300,000	75,000	0	0	0	0
21 Change In Net Position (Net Income)	9,059,325	4,466,972	9,113,065	9,085,309	1,221,678	(117,990)	(1,837,736)
22 Net Cash Provided by Operating Activities	2,021,413	3,847,915	(2,586,448)				
23 Debt Service	1,615,023	1,625,499	1,326,952	3,209,632	248,503	248,503	2,982,036
24 Leverage Ratio	6.2	9.7	10.9	8.8			<8.0
25 Affordability Rate	1.30%	0.96%	1.01%	0.98%			<2.5%
26 Debt Service Coverage Ratio	4.05 / 2.57	2.66 / 0.7	6.81 / 3.69	2.75 / 1.24	7.34 / 6.57		>1.25
27 Payroll, Benefits, Taxes	5,641,900	6,392,193	7,258,341	7,863,272	600,276	626,037	8,138,487
28 Rates/Rate Increases	2.0%	5.5%	5.5%	5.5%	0.0%	0.0%	0.0%
29 Energy Supply (MWh)	207,035	215,711	220,434	236,708	23,559		248,543
30 Energy Sales (MWh)	193,144	201,380	206,013	221,222	22,002		232,283
31 Energy Growth	3.11%	4.19%	2.19%	6.87%	19.43%		5.00%
32 Sales Growth	3.39%	4.26%	2.30%	6.87%	19.35%		5.00%
33 MW usage/Coincident Peak	47	49	52	53	53		
34 Overall System Capacity	50	50	50	100	100		
35 System Age Percentage	48%	44%	45%	36%	36%		< 55%
36 Total Capital Budget Expenditures	7,573,059	9,429,982	34,581,872	23,289,398	2,158,259		38,866,000

## Notes

- 1 (EMMA - SEC Summary posted on EMMA website. PB Bart)
- 2 (percent calculation of year to year increase on line 1)
- 3 (01/31 FS pkg. pg 1. - line 3 and line 4 add together to arrive at Cash and investments deposited in unrestricted accounts. Annual budget is min recommendation by UFS.)
- 4 (01/31 FS pkg. pg 1.- line 3 and line 4 add together to arrive at Cash and investments deposited in unrestricted accounts. Board requires no less than 91 days in reserve.)
- 5 (FITCH requirement/Bart calculation-target 115-150 to be in a better position for potential financing) Days of cash on hand is calculated by dividing unrestricted cash and cash. equivalents by the system's average daily cost of operations, excluding depreciation (annual operating expenses, excluding depreciation, divided by 365). Current Cash Reserve Policy is minimum 91 days.
- 6 (01/31 FS pkg. pg 1. Restricted cash and investments, namely Bond Funds, Escrow Payments, and CIAC amounts. Annual budget is min recommendation by UFS.)
- 7 (01/31/FS pkg. pg 1)
- 8 (01/31/FS pkg. pg 1)
- 9 (01/31/FS pkg. pg 1)
- 10 (01/31/FS pkg. pg 1 - Net Position reflects total assets less total liabilities)
- 11 (01/31/FS pkg. pg 4)
- 12 (01/31/FS pkg. pg 4)
- 13 (01/31/FS pkg. pg 4 Operating Revenues less Operating Expenses)
- 13 (01/31/FS pkg. pg 4 Operating Revenues less Operating Expenses plus Depreciation Expense)
- 14 (01/31/FS pkg. pg 4 - Impact Fees Revenue brought in during the year.)
- 15 (Impact Fees received but project not completed.)
- 16 (01/31/FS pkg. pg 4 - CIAC Revenue brought in during the year.)
- 17 (CIAC received but project not completed.)
- 18 (01/31 FS pkg. Pg. 1, pg 10, )
- 19 (01/31 FS pkg. Pg. 1, pg 10)
- 20 (01/31 FS pkg. Pg. 4 Distributions to Owners)
- 21 (01/31 FS pkg. Pg. 4 Bottom Line including all income and expenses including CIAC, Impact Fees and Debt Service.)
- 22 (Audit Statement of Cash Flows provided annually with audit - Target from UFS)
- 23 GenSet Lease (164,308.29) + 2012 DS (104,000) + 2019DS (1,092,750) + 2023DS (2,121,000) - 2019Premium (269,807) - 2023Premium (230,215)
- 24 (FITCH calculation - should be no higher than 8.0 - Net Adjusted Debt divided by Adjusted FADs for Leverage)
- 25 (Ability for customers to pay the HLP bill ) Avg Res Cost of Electric(Annualized Res Rev/Customer Count)/Median Household Income (US Census Bureau)
- 26 Bond covenants require 1.25 - First Value Formula: (Income + Dep + Int Inc+Imp Fee Rev)/(Total debt) Second Value Formula: (Income + Dep + Int Inc)/(Total debt)
- 27 (Bart - Gross wages, total benefits, payroll taxes)(\*\*Employee Totals Report\*\*)
- 28 (Board approved annual rate increases.)
- 29 (EMMA - SEC Summary posted on EMMA website. PB Bart)
- 30 (EMMA - SEC Summary posted on EMMA website. PB Bart)
- 31 5.47% over all years average 1.39%/Year (2025 reflects the January 2025 to the January 2024)
- 32 (calculated % Energy sales growth from year to year) (2025 reflects the January 2025 to the January 2024)
- 33 System peak on the year
- 34 (System capacity based upon all available resources.)
- 35 Average Age of System Assets (Accumulated Depreciation/Book Value)
- 36 Annual Expenditures on Capital Assets (Includes costs captured in CWIP plus unitized assets)



# HEBER LIGHT & POWER COMPANY

## Statement of Net Position

January 31, 2025 and 2024

	2025	2024	Variance	% Change
<b>ASSETS</b>				
<b>Current Assets:</b>				
Cash and Investments	16,293,430.78	11,118,079.14	5,175,351.64	47%
Restricted Cash and Investments	6,398,742.01	18,415,887.34	(12,017,145.33)	-65%
AR(Net of Doubtful Accounts)	2,603,900.34	2,169,169.70	434,730.64	20%
Unbilled Receivables	1,707,944.98	1,675,159.07	32,785.91	2%
Prepaid Expenses	1,674,944.12	978,737.92	696,206.20	71%
Material Inventory	8,377,762.27	6,102,193.05	2,275,569.22	37%
Other Current Assets	109,861.86	163,602.25	(53,740.39)	-33%
<i>Total Current Assets</i>	<i>37,166,586.36</i>	<i>40,622,828.47</i>	<i>(3,456,242.11)</i>	<i>-9%</i>
<b>Capital Assets:</b>				
Land, CWIP & Water Rights	18,732,457.83	30,934,941.41	(12,202,483.58)	-39%
Depreciable (net of Accum Depreciation)	78,818,475.27	51,428,163.09	27,390,312.18	53%
<i>Net Capital Assets</i>	<i>97,550,933.10</i>	<i>82,363,104.50</i>	<i>15,187,828.60</i>	<i>18%</i>
<b>TOTAL ASSETS</b>	<b>134,717,519.46</b>	<b>122,985,932.97</b>	<b>11,731,586.49</b>	<b>10%</b>
<b>DEFERRED OUTFLOWS OF RESOURCES</b>				
Pension Related	1,764,191.07	1,790,995.65	(26,804.58)	-1%
<b>TOTAL DEFERRED OUTFLOWS</b>	<b>1,764,191.07</b>	<b>1,790,995.65</b>	<b>(26,804.58)</b>	<b>-1%</b>
<b>LIABILITIES</b>				
<b>Current Liabilities:</b>				
Accounts Payable	1,366,802.58	1,884,778.67	(517,976.09)	-27%
Accrued Expenses	2,248,159.01	1,602,632.62	645,526.39	40%
Related Party Payable	546,043.87	290,779.55	255,264.32	88%
Current Portion of LTD	1,785,324.65	1,962,618.06	(177,293.41)	-9%
<i>Total Current Liabilities</i>	<i>5,946,330.11</i>	<i>5,740,808.90</i>	<i>205,521.21</i>	<i>4%</i>
<b>Non-Current Liabilities:</b>				
Revenue Bonds Payable	43,359,675.35	44,522,381.94	(1,162,706.59)	-3%
Bond Premium	4,729,397.60	5,247,293.60	(517,896.00)	-10%
Capital Lease Obligations	758,858.58	898,911.14	(140,052.56)	-16%
Compensated Absences	1,760,853.16	1,877,190.09	(116,336.93)	-6%
Early Retirement Incentive	140,131.74	129,666.71	10,465.03	8%
Contract Payable	1,199,436.00	1,189,196.00	10,240.00	1%
Net Pension Liability	562,402.00	562,402.00	-	0%
<i>Total Non-Current Liabilities</i>	<i>52,510,754.43</i>	<i>54,427,041.48</i>	<i>(1,916,287.05)</i>	<i>-4%</i>
<b>TOTAL LIABILITIES</b>	<b>58,457,084.54</b>	<b>60,167,850.38</b>	<b>(1,710,765.84)</b>	<b>-3%</b>
<b>DEFERRED INFLOWS OF RESOURCES</b>				
Pension Related	9,420.00	9,420.00	-	0%
<b>TOTAL DEFERRED INFLOWS</b>	<b>9,420.00</b>	<b>9,420.00</b>	<b>-</b>	<b>0%</b>
<b>NET POSITION</b>				
Net Investment in Capital Assets	79,165,038.02	63,052,287.21	16,112,750.81	26%
Restricted for Capital Projects	2,709,162.22	1,263,913.51	1,445,248.71	114%
Unrestricted	(3,858,994.25)	283,457.52	(4,142,451.77)	-1461%
<b>TOTAL NET POSITION</b>	<b>78,015,205.99</b>	<b>64,599,658.24</b>	<b>13,415,547.75</b>	<b>21%</b>



HEBER LIGHT & POWER COMPANY

Statement of Net Position

January 31, 2025 and 2024

	2025	2024	Variance	% Change
<b>ASSETS</b>				
<b>Current Assets:</b>				
<u>Cash and Investments</u>	<u>16,293,430.78</u>	<u>11,118,079.14</u>	<u>5,175,351.64</u>	<u>47%</u>
130.00 - Cash on Hand	212.83	3,512.83	(3,300.00)	-94%
131.00 - Cash - General	(514,382.63)	(346,630.70)	(167,751.93)	48%
131.20 - Cash - Vehicle Reserve	735,139.69	602,470.45	132,669.24	22%
131.98 - Cash - Sweep	3,052,393.15	1,980,494.76	1,071,898.39	54%
131.99 - Cash - Clearing	4,956.12	5,310.13	(354.01)	-7%
134.00 - PTIF - Reserve	12,845,501.36	8,711,969.38	4,133,531.98	47%
134.01 - PTIF - Self-Insurance	170,334.57	161,676.60	8,657.97	5%
134.10 - PTIF - Valuation	(724.31)	(724.31)	-	0%
<u>Restricted Cash and Investments</u>	<u>6,398,742.01</u>	<u>18,415,887.34</u>	<u>(12,017,145.33)</u>	<u>-65%</u>
131.30 - Impact Fee	20,248.79	42,282.57	(22,033.78)	-52%
134.02 - PTIF - CIAC Holding	3,509,168.54	1,675,531.55	1,833,636.99	109%
136.20 - 2012 Debt Service Escrow	19,302.49	43,616.27	(24,313.78)	-56%
136.50 - 2019 Project Fund	-	12.94	(12.94)	-100%
136.51 - 2023 Project Fund	2,603,146.69	16,534,856.23	(13,931,709.54)	-84%
136.60 - 2019 Debt Service Escrow	185,822.40	117,119.33	68,703.07	59%
136.61 - 2023 Debt Service Escrow	61,053.10	2,468.45	58,584.65	2373%
<u>AR(Net of Doubtful Accounts)</u>	<u>2,603,900.34</u>	<u>2,169,169.70</u>	<u>434,730.64</u>	<u>20%</u>
142.00 - Accounts Receivable	2,524,414.10	2,097,258.95	427,155.15	20%
142.10 - Jordanelle Receivable	72,729.72	72,482.64	247.08	0%
144.00 - Allowance for Doubtful Accounts	(154,129.39)	(288,620.66)	134,491.27	-47%
144.10 - Factored Doubtful Accounts	160,885.91	288,048.77	(127,162.86)	-44%
<u>Unbilled Receivables</u>	<u>1,707,944.98</u>	<u>1,675,159.07</u>	<u>32,785.91</u>	<u>2%</u>
142.98 - Unbilled Accounts Receivable	1,707,944.98	1,675,159.07	32,785.91	2%
<u>Prepaid Expenses</u>	<u>1,674,944.12</u>	<u>978,737.92</u>	<u>696,206.20</u>	<u>71%</u>
165.00 - Prepaid Expenses	365,071.06	340,971.28	24,099.78	7%
165.10 - Unearned Leave	1,309,873.06	637,766.64	672,106.42	100%
<u>Material Inventory</u>	<u>8,377,762.27</u>	<u>6,102,193.05</u>	<u>2,275,569.22</u>	<u>37%</u>
154.00 - Material Inventory	8,377,762.27	6,102,193.05	2,275,569.22	37%
<u>Other Current Assets</u>	<u>109,861.86</u>	<u>163,602.25</u>	<u>(53,740.39)</u>	<u>-33%</u>
142.99 - CIS Clearing	-	-	-	100%
143.00 - Miscellaneous Receivables	109,861.86	163,602.25	(53,740.39)	-33%
<i>Total Current Assets</i>	<i>37,166,586.36</i>	<i>40,622,828.47</i>	<i>(3,456,242.11)</i>	<i>-9%</i>
<b>Capital Assets:</b>				
<u>Land, CWIP &amp; Water Rights</u>	<u>18,732,457.83</u>	<u>30,934,941.41</u>	<u>(12,202,483.58)</u>	<u>-39%</u>
107.00 - Construction in Progress	13,801,979.13	26,160,785.54	(12,358,806.41)	-47%
389.00 - Land	4,300,103.70	4,143,780.87	156,322.83	4%
399.00 - Water Rights	630,375.00	630,375.00	-	0%
<u>Depreciable (net of Accumulated Depreciation)</u>	<u>78,818,475.27</u>	<u>51,428,163.09</u>	<u>27,390,312.18</u>	<u>53%</u>
108.00 - Accumlated Depreciation	(46,262,624.13)	(42,107,670.40)	(4,154,953.73)	10%
331.00 - Witt Power Plant	2,776,919.57	2,776,919.57	-	0%
332.00 - Generation Plant - Hydro	250,065.63	250,065.63	-	0%
334.00 - Generation Plant - Natural Gas	8,657,988.78	6,668,298.29	1,989,690.49	30%
361.00 - Lines	73,668,889.64	67,045,022.28	6,623,867.36	10%
362.00 - Substations	25,413,410.94	3,762,911.26	21,650,499.68	575%
368.00 - Transformers	19,869.84	19,869.84	-	0%
370.00 - Metering Assets	1,045,195.61	968,151.68	77,043.93	8%
390.00 - Buildings	3,795,029.37	3,795,029.37	-	0%
391.00 - Office Building Assets	355,813.73	355,813.73	-	0%
392.00 - Trucks and Motor Vehicles	4,852,518.10	3,768,169.50	1,084,348.60	29%
394.00 - Machinery, Equipment & Tools	2,537,548.79	2,500,484.21	37,064.58	1%
397.00 - Technology/Office Equipment	1,707,849.40	1,625,098.13	82,751.27	5%
<i>Net Capital Assets</i>	<i>97,550,933.10</i>	<i>82,363,104.50</i>	<i>15,187,828.60</i>	<i>18%</i>
<b>TOTAL ASSETS</b>	<b>134,717,519.46</b>	<b>122,985,932.97</b>	<b>11,731,586.49</b>	<b>10%</b>
<b>DEFERRED OUTFLOWS OF RESOURCES</b>				
<u>Pension Related</u>	<u>1,764,191.07</u>	<u>1,790,995.65</u>	<u>(26,804.58)</u>	<u>-1%</u>
134.20 - Net Pension Asset	-	-	-	100%
134.30 - Deferred Outflows of Resources	1,764,191.07	1,790,995.65	(26,804.58)	-1%
<b>TOTAL DEFERRED OUTFLOWS</b>	<b>1,764,191.07</b>	<b>1,790,995.65</b>	<b>(26,804.58)</b>	<b>-1%</b>



HEBER LIGHT & POWER COMPANY

Statement of Net Position

January 31, 2025 and 2024

	2025	2024	Variance	% Change
<b>LIABILITIES</b>				
<b>Current Liabilities:</b>				
<u>Accounts Payable</u>	<u>1,366,802.58</u>	<u>1,884,778.67</u>	<u>(517,976.09)</u>	<u>-27%</u>
232.00 - Accounts Payable	1,366,802.58	1,884,778.67	(517,976.09)	-27%
<u>Accrued Expenses</u>	<u>2,248,159.01</u>	<u>1,602,632.62</u>	<u>645,526.39</u>	<u>40%</u>
232.98 - Accrued Liabilities	2,057,502.18	1,479,075.64	578,426.54	39%
232.99 - Uninvoiced Materials	55,940.54	11,613.18	44,327.36	382%
235.10 - Customer Deposits	1,355.00	205.00	1,150.00	561%
241.00 - Sales Tax Payable	113,238.42	91,142.06	22,096.36	24%
241.10 - Federal Withholding Payable	-	-	-	100%
241.20 - State Withholding Payable	18,145.23	18,193.10	(47.87)	0%
242.10 - Accrued Wages Payable	-	-	-	100%
242.40 - Salary Deferral	(445.20)	(445.20)	-	0%
242.99 - Payroll Clearing	3,365.62	3,365.62	-	0%
243.00 - HSA Employee Deferral	(942.78)	(516.78)	(426.00)	82%
<u>Related Party Payable</u>	<u>546,043.87</u>	<u>290,779.55</u>	<u>255,264.32</u>	<u>88%</u>
241.30 - Franchise Tax - Heber	367,022.25	190,319.79	176,702.46	93%
241.40 - Franchise Tax - Midway	142,178.27	79,205.42	62,972.85	80%
241.50 - Franchise Tax - Charleston	18,625.89	9,982.47	8,643.42	87%
241.60 - Franchise Tax - Daniel	18,217.46	11,271.87	6,945.59	62%
<u>Current Portion of LTD</u>	<u>1,785,324.65</u>	<u>1,962,618.06</u>	<u>(177,293.41)</u>	<u>-9%</u>
242.50 - Current Portion of LTD	1,785,324.65	1,962,618.06	(177,293.41)	-9%
<i>Total Current Liabilities</i>	<i>5,946,330.11</i>	<i>5,740,808.90</i>	<i>205,521.21</i>	<i>4%</i>
<b>Non-Current Liabilities:</b>				
<u>Revenue Bonds Payable</u>	<u>43,359,675.35</u>	<u>44,522,381.94</u>	<u>(1,162,706.59)</u>	<u>-3%</u>
221.10 - 2012 Bonds Principal	100,000.00	450,000.00	(350,000.00)	-78%
221.20 - 2019 Bonds Principal	16,625,000.00	16,965,000.00	(340,000.00)	-2%
221.21 - 2023 Bonds Principal	28,420,000.00	29,070,000.00	(650,000.00)	-2%
242.60 - Current Portion of LTD	(1,785,324.65)	(1,962,618.06)	177,293.41	-9%
<u>Bond Premium</u>	<u>4,729,397.60</u>	<u>5,247,293.60</u>	<u>(517,896.00)</u>	<u>-10%</u>
225.00 - 2012 Bond Premium	-	-	-	100%
225.10 - 2019 Bond Premium	1,487,925.15	1,770,341.15	(282,416.00)	-16%
225.11 - 2023 Bond Premium	3,241,472.45	3,476,952.45	(235,480.00)	-7%
<u>Capital Lease Obligations</u>	<u>758,858.58</u>	<u>898,911.14</u>	<u>(140,052.56)</u>	<u>-16%</u>
227.00 - GENSET Capital Lease	758,858.58	898,911.14	(140,052.56)	-16%
<u>Compensated Absences</u>	<u>1,760,853.16</u>	<u>1,877,190.09</u>	<u>(116,336.93)</u>	<u>-6%</u>
242.20 - Accrued Vacation Payable	614,175.42	637,969.09	(23,793.67)	-4%
242.30 - Accrued Sick Payable	1,146,677.74	1,239,221.00	(92,543.26)	-7%
<u>Early Retirement Incentive</u>	<u>140,131.74</u>	<u>129,666.71</u>	<u>10,465.03</u>	<u>8%</u>
254.00 - Post Employment Liabilities	140,131.74	129,666.71	10,465.03	8%
<u>Contract Payable</u>	<u>1,199,436.00</u>	<u>1,189,196.00</u>	<u>10,240.00</u>	<u>1%</u>
224.00 - CUWCD Debt Payback	1,199,436.00	1,189,196.00	10,240.00	1%
<u>Net Pension Liability</u>	<u>562,402.00</u>	<u>562,402.00</u>	<u>-</u>	<u>0%</u>
254.10 - Net Pension Liability	562,402.00	562,402.00	-	0%
<i>Total Non-Current Liabilities</i>	<i>52,510,754.43</i>	<i>54,427,041.48</i>	<i>(1,916,287.05)</i>	<i>-4%</i>
<b>TOTAL LIABILITIES</b>	<b>58,457,084.54</b>	<b>60,167,850.38</b>	<b>(1,710,765.84)</b>	<b>-3%</b>
<b>DEFERRED INFLOWS OF RESOURCES</b>				
<u>Pension Related</u>	<u>9,420.00</u>	<u>9,420.00</u>	<u>-</u>	<u>0%</u>
254.20 - Deferred Inflows of Resources	9,420.00	9,420.00	-	0%
<b>TOTAL DEFERRED INFLOWS</b>	<b>9,420.00</b>	<b>9,420.00</b>	<b>-</b>	<b>0%</b>
<b>NET POSITION</b>				
<u>Net Investment in Capital Assets</u>	<u>79,165,038.02</u>	<u>63,052,287.21</u>	<u>16,112,750.81</u>	<u>26%</u>
<u>Restricted for Capital Projects</u>	<u>2,709,162.22</u>	<u>1,263,913.51</u>	<u>1,445,248.71</u>	<u>114%</u>
131.30 - Impact Fee	20,248.79	42,282.57	(22,033.78)	-52%
136.20 - 2012 Debt Service Escrow	19,302.49	43,616.27	(24,313.78)	-56%
136.60 - 2019 Debt Service Escrow	185,822.40	117,119.33	68,703.07	59%
136.61 - 2023 Debt Service Escrow	61,053.10	2,468.45	58,584.65	2373%
415.00 - Contributions in Aid	2,422,735.44	1,058,426.89	1,364,308.55	129%
<u>Unrestricted</u>	<u>(3,858,994.25)</u>	<u>283,457.52</u>	<u>(4,142,451.77)</u>	<u>-1461%</u>
<b>TOTAL NET POSITION</b>	<b>78,015,205.99</b>	<b>64,599,658.24</b>	<b>13,415,547.75</b>	<b>21%</b>





**HEBER LIGHT & POWER COMPANY**  
**Statements of Revenues, Expenses, and Changes in Net Position**  
YTD - Periods Ended January 31, 2025 and 2024

	2024 Actual	2025 Actual	2025 Budget	Variance to Budget	% Variance
<b>Operating Revenues:</b>					
Electricity Sales	2,182,894.82	2,655,037.01	2,365,168.00	289,869.01	12.3%
Electricity Sales - Jordanelle	72,482.64	74,036.20	56,985.79	17,050.41	29.9%
Connection Fees	4,399.59	19,259.99	4,400.00	14,859.99	337.7%
Other Income	12,717.78	12,899.48	8,579.93	4,319.55	50.3%
<i>Total Operating Revenues</i>	<u>2,272,494.83</u>	<u>2,761,232.68</u>	<u>2,435,133.72</u>	<u>326,098.96</u>	<u>13.4%</u>
<b>Operating Expenses:</b>					
Power Purchases	(1,302,366.71)	(1,090,732.38)	(1,574,492.08)	483,759.70	-30.7%
Power Purchases - Jordanelle	(72,482.64)	(74,036.20)	(56,985.79)	(17,050.41)	29.9%
Salaries, Wages and Benefits (Unallocated)	(174,123.00)	(170,019.89)	(185,519.53)	15,499.64	-8.4%
System Maintenance and Training	(217,256.75)	(245,857.10)	(228,796.78)	(17,060.32)	7.5%
Depreciation (Unallocated)	(296,458.37)	(389,581.15)	(379,019.31)	(10,561.84)	2.8%
Gas Generaton	(146,017.00)	(211,176.68)	(236,629.56)	25,452.88	-10.8%
Other	(36,468.36)	(42,190.64)	(36,468.36)	(5,722.28)	15.7%
Vehicle	(39,422.90)	(48,634.36)	(39,422.90)	(9,211.46)	23.4%
Office	(9,666.59)	(11,761.75)	(9,666.59)	(2,095.16)	21.7%
Energy Rebates	(7,025.00)	(27,439.59)	(7,025.00)	(20,414.59)	290.6%
Professional Services	(30,489.40)	(43,863.25)	(36,989.40)	(6,873.85)	18.6%
Materials	(10,421.62)	(49,235.68)	(10,092.87)	(39,142.81)	387.8%
Building Expenses	(3,512.93)	(3,712.13)	(3,512.93)	(199.20)	5.7%
Bad Debts	-	-	-	-	0.0%
<i>Total Operating Expenses</i>	<u>(2,345,711.27)</u>	<u>(2,408,240.80)</u>	<u>(2,804,621.10)</u>	<u>396,380.30</u>	<u>-14.1%</u>
<b>Operating Income</b>	<b><u>(73,216.44)</u></b>	<b><u>352,991.88</u></b>	<b><u>(369,487.38)</u></b>	<b><u>722,479.26</u></b>	<b><u>-195.5%</u></b>
<b>Non-Operating Revenues(Expenses)</b>					
Impact Fees	246,580.25	191,175.01	250,000.00	(58,824.99)	-23.5%
Interest Income	141,072.59	89,483.21	75,000.00	14,483.21	19.3%
Gain(Loss) on Sale of Capital Assets	-	-	-	-	0.0%
Interest Expense	-	-	-	-	0.0%
<i>Total Non-Operating Revenues(Expenses)</i>	<u>387,652.84</u>	<u>280,658.22</u>	<u>325,000.00</u>	<u>(44,341.78)</u>	<u>-13.6%</u>
<b>Contributions(Distributions):</b>					
Contributed Capital	526,411.09	926,014.47	250,000.00	676,014.47	270.4%
Distribution to Owners	(75,000.00)	-	-	-	0.0%
<i>Total Contributions(Distributions)</i>	<u>451,411.09</u>	<u>926,014.47</u>	<u>250,000.00</u>	<u>676,014.47</u>	<u>270.4%</u>
Change in Net Position	765,847.49	1,559,664.57	205,512.62	1,354,151.95	658.9%
Net Position at Beginning of Year	55,073,749.50	63,758,612.26	63,758,612.26	-	0.0%
<b>Net Position at End of Year</b>	<b><u>55,839,596.99</u></b>	<b><u>65,318,276.83</u></b>	<b><u>63,964,124.88</u></b>	<b><u>1,354,151.95</u></b>	<b><u>2.1%</u></b>





**HEBER LIGHT & POWER COMPANY**  
**Statements of Revenues, Expenses, and Changes in Net Position**  
YTD - Periods Ended January 31, 2025 and 2024

	2024 Actual	2025 Actual	2025 Budget	Variance to Budget	% Variance
<b>Operating Revenues:</b>					
<u>Electricity Sales</u>	<u>2,182,894.82</u>	<u>2,655,037.01</u>	<u>2,365,168.00</u>	<u>289,869.01</u>	<u>12.3%</u>
440.00 - Electric - Residential Income	1,492,276.52	1,825,792.22	1,619,754.00	206,038.22	12.7%
442.00 - Electric - General Service Income	690,618.30	829,244.79	745,414.00	83,830.79	11.2%
<u>Electricity Sales - Jordanelle</u>	<u>72,482.64</u>	<u>74,036.20</u>	<u>56,985.79</u>	<u>17,050.41</u>	<u>29.9%</u>
445.00 - Jordanelle Power Sales	72,482.64	74,036.20	56,985.79	17,050.41	29.9%
<u>Connection Fees</u>	<u>4,399.59</u>	<u>19,259.99</u>	<u>4,400.00</u>	<u>14,859.99</u>	<u>337.7%</u>
414.20 - Connection Fee Income	4,399.59	19,259.99	4,400.00	14,859.99	337.7%
<u>Other Income</u>	<u>12,717.78</u>	<u>12,899.48</u>	<u>8,579.93</u>	<u>4,319.55</u>	<u>50.3%</u>
414.00 - Other Income	-	-	-	-	0.0%
414.10 - Pole Attachment Income	50.00	-	50.00	(50.00)	-100.0%
414.30 - Penalty Income	6,605.05	5,798.23	2,467.20	3,331.03	135.0%
417.00 - Revenues from Non-Utility Ops	697.25	803.70	697.25	106.45	15.3%
418.00 - Non-Operating Rental Income	-	950.00	-	950.00	0.0%
445.10 - Jordanelle O&M	5,175.28	5,157.35	5,175.28	(17.93)	-0.3%
449.01 - Other Sales Clear Peaks	70.20	70.20	70.20	-	0.0%
451.10 - Meter Reading Charge	120.00	120.00	120.00	-	0.0%
<i>Total Operating Revenues</i>	<u><u>2,272,494.83</u></u>	<u><u>2,761,232.68</u></u>	<u><u>2,435,133.72</u></u>	<u><u>326,098.96</u></u>	<u><u>13.4%</u></u>
<b>Operating Expenses:</b>					
<u>Power Purchases</u>	<u>(1,302,366.71)</u>	<u>(1,090,732.38)</u>	<u>(1,574,492.08)</u>	<u>483,759.70</u>	<u>-30.7%</u>
555.00 - Power Purchases	(1,239,540.19)	(1,039,553.93)	(1,507,279.81)	467,725.88	-31.0%
556.00 - System Control and Load Dispatch	(62,826.52)	(51,178.45)	(67,212.27)	16,033.82	-23.9%
<u>Power Purchases - Jordanelle</u>	<u>(72,482.64)</u>	<u>(74,036.20)</u>	<u>(56,985.79)</u>	<u>(17,050.41)</u>	<u>29.9%</u>
555.10 - Jordanelle Partner Energy	(72,482.64)	(74,036.20)	(56,985.79)	(17,050.41)	29.9%
<u>Salaries, Wages and Benefits (Unallocated)</u>	<u>(174,123.00)</u>	<u>(170,019.89)</u>	<u>(185,519.53)</u>	<u>15,499.64</u>	<u>-8.4%</u>
908.00 - Customer Assistance Expenses	(14,173.67)	(9,030.85)	(15,171.20)	6,140.35	-40.5%
920.00 - Salaries Administrative	(156,879.48)	(156,166.90)	(167,278.48)	11,111.58	-6.6%
920.10 - Paid Administrative Leave	-	-	-	-	0.0%
926.00 - Employee Pension and Benefits	-	-	-	-	0.0%
926.10 - Post-Employment Benefits	(3,069.82)	(4,814.64)	(3,069.82)	(1,744.82)	56.8%
926.2 - FICA Benefits	-	(7.50)	-	(7.50)	0.0%
926.30 - Retirement	(0.03)	-	(0.03)	0.03	-100.0%
926.40 - Actuarial Calculated Pension Expense	-	-	-	-	0.0%
<u>System Maintenance and Training</u>	<u>(217,256.75)</u>	<u>(245,857.10)</u>	<u>(228,796.78)</u>	<u>(17,060.32)</u>	<u>7.5%</u>
401.00 - Operations Expense	(34,927.49)	(45,347.30)	(34,927.49)	(10,419.81)	29.8%
401.20 - Training/Travel Expenses	(22,967.87)	(23,346.27)	(24,300.41)	954.14	-3.9%
542.00 - Hydro Maintenance	(10,205.05)	(6,072.39)	(10,910.07)	4,837.68	-44.3%
586.00 - Meter Expenses	(4,359.48)	(4,490.26)	(4,359.48)	(130.78)	3.0%
591.00 - Maintenance of Lines	(68,987.24)	(80,746.95)	(74,875.44)	(5,871.51)	7.8%
592.00 - Maintenance of Substations	(37,214.64)	(36,560.06)	(38,684.75)	2,124.69	-5.5%
597.00 - Metering Maintenance	(15,735.24)	(16,922.26)	(16,832.53)	(89.73)	0.5%
935.00 - Facilities Maintenance	(1,274.40)	(1,367.63)	(1,274.40)	(93.23)	7.3%
935.30 - IT Maintenance and Support	(21,585.34)	(31,003.98)	(22,632.21)	(8,371.77)	37.0%
<u>Depreciation (Unallocated)</u>	<u>(296,458.37)</u>	<u>(389,581.15)</u>	<u>(379,019.31)</u>	<u>(10,561.84)</u>	<u>2.8%</u>
403.00 - Depreciation Expense (unallocated)	(296,458.37)	(389,581.15)	(379,019.31)	(10,561.84)	2.8%
<u>Gas Generaton</u>	<u>(146,017.00)</u>	<u>(211,176.68)</u>	<u>(236,629.56)</u>	<u>25,452.88</u>	<u>-10.8%</u>
547.00 - Gas Generation Fuel Costs	(134,845.42)	(111,847.83)	(224,101.39)	112,253.56	-50.1%
548.00 - Generation Expenses	(11,171.58)	(99,328.85)	(12,528.17)	(86,800.68)	692.8%
548.10 - Generation Expenses - Generator	-	-	-	-	
<u>Other</u>	<u>(36,468.36)</u>	<u>(42,190.64)</u>	<u>(36,468.36)</u>	<u>(5,722.28)</u>	<u>15.7%</u>
426.40 - Community Relations	(4,700.60)	(4,700.60)	(4,700.60)	-	0.0%
903.23 - Collection Fee / Commissions	(100.48)	(35.07)	(100.48)	65.41	-65.1%
910.00 - Misc Customer Related-Expenses	-	-	-	-	0.0%
921.40 - Bank & Credit Card Fees	(11,231.05)	(15,550.89)	(11,231.05)	(4,319.84)	38.5%
921.50 - Billing Statement Expenses	(9,917.28)	(10,543.25)	(9,917.28)	(625.97)	6.3%
930.20 - Miscellaneous Charges	(10,518.95)	(11,360.83)	(10,518.95)	(841.88)	8.0%
<u>Vehicle</u>	<u>(39,422.90)</u>	<u>(48,634.36)</u>	<u>(39,422.90)</u>	<u>(9,211.46)</u>	<u>23.4%</u>
935.20 - Vehicle Expenses	(39,422.90)	(48,634.36)	(39,422.90)	(9,211.46)	23.4%
<u>Office</u>	<u>(9,666.59)</u>	<u>(11,761.75)</u>	<u>(9,666.59)</u>	<u>(2,095.16)</u>	<u>21.7%</u>
921.00 - Office Supplies	(544.25)	(1,151.40)	(544.25)	(607.15)	111.6%
921.30 - Postage / Shipping Supplies	(1,322.30)	-	(1,322.30)	1,322.30	-100.0%
935.10 - Communications	(7,800.04)	(10,610.35)	(7,800.04)	(2,810.31)	36.0%
<u>Energy Rebates</u>	<u>(7,025.00)</u>	<u>(27,439.59)</u>	<u>(7,025.00)</u>	<u>(20,414.59)</u>	<u>290.6%</u>
555.20 - Energy Rebates	(7,025.00)	(27,439.59)	(7,025.00)	(20,414.59)	290.6%
<u>Professional Services</u>	<u>(30,489.40)</u>	<u>(43,863.25)</u>	<u>(36,989.40)</u>	<u>(6,873.85)</u>	<u>18.6%</u>
923.00 - Professional Services	(30,489.40)	(43,863.25)	(36,989.40)	(6,873.85)	18.6%



HEBER LIGHT & POWER COMPANY  
Statements of Revenues, Expenses, and Changes in Net Position  
YTD - Periods Ended January 31, 2025 and 2024

	2024 Actual	2025 Actual	2025 Budget	Variance to Budget	% Variance
<u>Materials</u>	<u>(10,421.62)</u>	<u>(49,235.68)</u>	<u>(10,092.87)</u>	<u>(39,142.81)</u>	<u>387.8%</u>
402.00 - Materials	(328.75)	-	-	-	0.0%
402.10 - Safety Materials	(8,734.15)	(27,570.30)	(8,734.15)	(18,836.15)	215.7%
402.20 - Materials - Tools	(1,358.72)	(21,665.38)	(1,358.72)	(20,306.66)	1494.5%
<u>Building Expenses</u>	<u>(3,512.93)</u>	<u>(3,712.13)</u>	<u>(3,512.93)</u>	<u>(199.20)</u>	<u>5.7%</u>
401.10 - Building Expenses	(3,512.93)	(3,712.13)	(3,512.93)	(199.20)	5.7%
<u>Bad Debts</u>	<u>-</u>	<u>-</u>	<u>-</u>	<u>-</u>	<u>0.0%</u>
	<u>-</u>	<u>-</u>	<u>-</u>	<u>-</u>	<u>0.0%</u>
<i>Total Operating Expenses</i>	<u>(2,345,711.27)</u>	<u>(2,408,240.80)</u>	<u>(2,804,621.10)</u>	<u>396,380.30</u>	<u>-14.1%</u>
<b>Operating Income</b>	<b>(73,216.44)</b>	<b>352,991.88</b>	<b>(369,487.38)</b>	<b>722,479.26</b>	<b>-195.5%</b>
<b>Non-Operating Revenues(Expenses)</b>					
Impact Fees	246,580.25	191,175.01	250,000.00	(58,824.99)	-23.5%
Interest Income	141,072.59	89,483.21	75,000.00	14,483.21	19.3%
Gain(Loss) on Sale of Capital Assets	-	-	-	-	0.0%
Interest Expense	-	-	-	-	0.0%
<i>Total Non-Operating Revenues(Expenses)</i>	<u>387,652.84</u>	<u>280,658.22</u>	<u>325,000.00</u>	<u>(44,341.78)</u>	<u>-13.6%</u>
<b>Contributions(Distributions):</b>					
Contributed Capital	526,411.09	926,014.47	250,000.00	676,014.47	270.4%
Distribution to Owners	(75,000.00)	-	-	-	0.0%
<i>Total Contributions(Distributions)</i>	<u>451,411.09</u>	<u>926,014.47</u>	<u>250,000.00</u>	<u>676,014.47</u>	<u>270.4%</u>
Change in Net Position	765,847.49	1,559,664.57	205,512.62	1,354,151.95	658.9%
Net Position at Beginning of Year	55,073,749.50	63,758,612.26	63,758,612.26	-	0.0%
<b>Net Position at End of Year</b>	<b>55,839,596.99</b>	<b>65,318,276.83</b>	<b>63,964,124.88</b>	<b>1,354,151.95</b>	<b>2.1%</b>

## January - 2025 - HLP Investment/Banking Summary

### Investment Statement

Holding	Purpose	12/31 Balance	Activity	Interest	01/31 Balance
PTIF	Reserve Account	12,948,004	17,070	50,038	13,015,112
Zions - General	Main Operations	1,264,329	1,277,314	1,536	2,543,179
Grand Valley Bank	Equipment Reserve Account	724,055	10,000	988	735,043
		<b>14,936,388</b>	<b>1,304,385</b>	<b>52,561</b>	<b>16,293,334</b>
<b>Restricted Holdings</b>					
Zions - Impact Fee	Impact Capital Improvements	20,269	(36)	16	20,249
PTIF - CIAC	CIAC Projects	3,495,675	-	13,494	3,509,169
2019 Bond	Project Fund	(0)	-	-	(0)
2012 Bond Escrow	Debt Payment	9,932	8,667	703	19,302
2019 Bond Escrow	Debt Payment	93,345	91,063	1,415	185,823
2023 Bond	Project Fund	4,605,189	(2,020,566)	18,524	2,603,147
2023 Bond Escrow	Debt Payment	58,380	-	2,674	61,054
					<b>6,398,742</b>
<b>Total Cash and Investments:</b>					<b>22,692,077</b>

### Summary of Activity

- PTIF account had standard monthly interest activity, January generator reimbursement.
- General fund seen typical January expenditures and revenues, AP Aging has \$1,367K owed.
- Impact Fee January payments, and interest.
- Grand Valley Bank interest earned, and January fleet deposit.
- Project accounts had standard monthly interest activity, transfers out as shown above.

Heber Light & Power 2025 Approved Capital Budget vs Actual

In Thousands

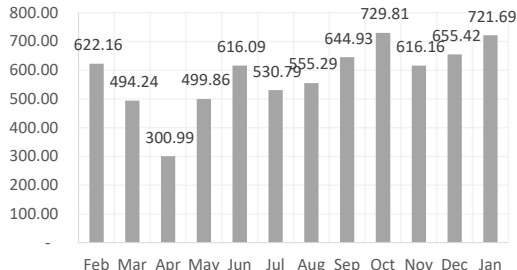
Data as of: 01/31/2025

	2025 Budget Total	2025 Actual Total	Prior Years Actual Total	Future Estimate Total	Total Project Estimates	Total Project Actuals	Actual Start	Actual Finish
Projects Capitalized (Completed and In-Service)								
Generation (GL: 344.00)								
	-	-			-	-		
Lines (GL: 361.00)								
CIAC Driven Projects	3,000	52			3,000	52	Jan-2025	Dec-2025
	3,000	52			3,000	52		
Substation (GL: 362.00)								
	-	-			-	-		
Buildings (GL: 390.00)								
	-	-			-	-		
Vehicle (GL: 392.00)								
Line/Bucket Truck	600	549			600	549	Jan-2025	Jan-2025
	-	-			-	-		
Machinery, Equipment, & Tools (GL:394.00)								
	-	-			-	-		
Metering (GL: 370.00)								
	-	-			-	-		
2025 Capital Plan Totals:	3,000	52			3,000	52		

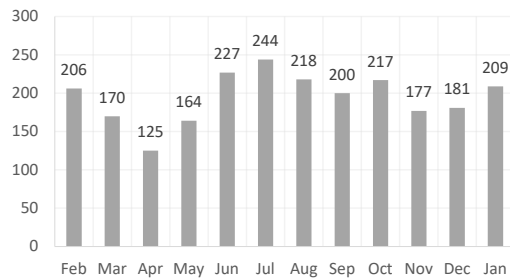
	2025 Budget Total	2025 Actual Total	Prior Years Actual Total	Future Estimate Total	Total Project Estimates	Total Project Actuals	Est. Start	Est. Finish
Projects - Construction Work in Progress (CWIP)								
Generation (GL: 344.00)								
Annual Generation Capital Improvements	50	-	-	-	50	-	as needed	as needed
Lower Snake Creek Plant Upgrade	5	-	-	-	5	-	as needed	as needed
Lake Creek Capital Improvements	5	-	-	-	5	-	as needed	as needed
Unit Overhauls	200	-	-	-	200	-	as needed	as needed
Gas Plant 2 Relay Upgrade	700	-	-	-	700	-	June	July
Upper Snake Creek Capital Improvements	25	-	-	-	25	-	July	August
Plant Hydraulics System Upgrade	50	-	-	-	50	-	Fall-22	Dec-2025
Plant 1 Replacement (10047)	7,000	7	3	13,000	20,003	10	Jan-2024	Dec-2026
	8,035	7	3	13,000	21,038	10		
Lines (GL: 361.00)								
Underground System Improvements (5225)	275	2	-	-	1,000	2	Jan-2025	Dec-2025
Aged & Environmental Distribution Replacement/Upgrade (5025, 5125)	220	27	-	-	1,000	27	Jan-2025	Dec-2025
Fault Indicator - Underground System	10	-	-	-	100	-	Jan-2025	Dec-2025
Annexation Asset Purchase	25	-	-	-	250	-	Jan-2025	Dec-2025
ROW Purchases (10029, 10060)	1,000	-	9	800	1,800	9	Nov-2024	Apr-2025
Tie line from 305 to 402 to 303 (10988)	350	-	-	-	350	-	Jun-2025	Dec-2025
Rebuild PR201_Main Street to Burgi Lane	700	-	-	-	1,471	-	Jun-2023	Oct-2025
Fire Mitigation - Single Phase Reclosers	45	-	-	100	145	-	as needed	as needed
Provo River Substation Get Aways Reconnect to New Site (39944, 47210, 47211)	1,200	-	22	750	2,300	22	Jul-2024	Oct-2025
Additional Circuits out of College to South and East	204	-	-	1,350	1,554	-	May-2024	Jun-2025
College to Heber Circuit Network Upgrades	250	-	-	750	1,000	-	Jul-2024	Dec-2025
Tie 502 to 505	200	-	-	200	400	-	Apr-21	Dec-2025
Airport Road Rebuild & Loop (10992)	800	2	-	-	800	2	Nov-2024	Aug-2025
Reconductor Jailhouse to Timber Lakes (Regulators)	15	-	-	1,000	1,015	-	Oct-2025	Sep-2026
	5,294	31	31	4,950	13,185	62		
Substation (GL: 362.00)								
Replacement Recloser for Joslyn Reclosers	25	-	-	-	25	-	as needed	as needed
Gas Plant 2 XFMR Upgrade and Substation Rebuild	2,000	-	-	3,720	5,720	-	Mar-2024	Oct-2026
Heber Relay Upgrade	30	-	-	35	65	-	Jul-2024	Oct-2025
Jailhouse Fence Replacement	129	-	-	-	129	-	Mar-2024	Nov-2025
Cloyes Relay Upgrade	36	-	-	-	36	-	Jun-2024	Oct-2025
Midway Substation - High Side Rebuild & 138kV Conversion	100	-	-	5,400	5,500	-	Mar-2025	Sep-2027
Gas Plant 1 Interconnection to Heber Substation	200	-	-	500	700	-	Aug-2025	Dec-2027
Southern Substation (WO 10024)	500	-	74	15,272	15,846	74	Mar-2025	Dec-2030
	3,020	-	74	24,927	28,021	74		
Buildings (GL: 390.00)								
New Office Building - Phase 1 (Building) (10677)	11,188	993	7,145	-	18,251	8,138	Jan-2020	Sep-2025
EV Charging System (48417)	231	-	-	-	231	-	Mar-2024	Sep-2025
Plant Analysis Fallouts	140	-	-	-	140	-	Sep-2025	Dec-2025
Generator Fire Suppression System	1,150	-	-	-	2,676	-	Apr-2025	Nov-2025
College Substation Perimeter Xeroscaping	10	-	-	-	10	-	May-2025	May-2025
New Office Building - Phase 2 (Current Campus Modifications)	750	-	-	300	1,050	-	Oct-2025	Oct-2026
New Communications Building	200	-	-	-	200	-	Apr-2025	Jun-2025
Plant 2/3 Wiring Upgrade	25	-	-	-	25	-	Jul-2025	Sep-2025
Tool Room Relocation	35	-	-	-	35	-	Feb-2025	Apr-2025
	13,729	993	7,145	300	22,618	8,138		
Vehicle (GL: 392.00)								
Line/Bucket Truck	-	-	-	1,500	1,500	-	as needed	as needed
Service Truck	-	-	-	2,660	2,660	-	as needed	as needed
Fleet Vehicle	100	-	-	1,260	1,360	-	as needed	as needed
Trailer	40	-	-	-	40	-	as needed	as needed
	140	-	-	5,420	5,560	-		
Machinery, Equipment, & Tools (GL:394.00)								
Substations	10	-	-	60	70	-	as needed	as needed
Distribution	425	-	-	-	425	-	as needed	as needed
Generation	75	2	-	-	75	2	as needed	as needed
	510	2	-	60	570	2		
Systems & Technology (GL: 397.00)								
Annual IT Upgrades	135	8	-	615	750	8	as needed	as needed
Annual OT Upgrades	180	-	-	990	1,170	-	as needed	as needed
Smart Grid Investment	10	-	-	90	100	-	as needed	as needed
AMI Tower - North Village	-	-	-	140	140	-	as needed	as needed
	325	8	-	1,835	2,160	8		
2025 Capital Plan Totals:	31,053	1,041		HLP Total Capital Plan ^	93,152	8,294		
January Costs:		1,041						
Total 2025 Costs:		1,041						

**EV Charger Analytics**  
as of 01/31/2025

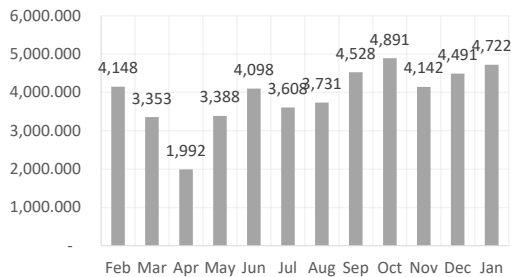
**-CHARGEPOIN+ COMBINED  
REVENUE**



**-CHARGEPOIN+ COMBINED  
SESSIONS**



**-CHARGEPOIN+ COMBINED  
ENERGY (KWH)**



**Wasatch High School**

	kWh	Sessions	Rev
Feb	818.828	46	122.81
Mar	646.208	42	96.94
Apr	294.745	21	43.64
May	782.621	41	117.41
Jun	752.576	44	113.41
Jul	696.684	47	104.53
Aug	817.112	52	120.07
Sep	679.617	42	104.43
Oct	770.642	37	115.61
Nov	304.071	24	45.63
Dec	511.425	24	76.72
Jan	569.851	28	85.47

**Soldier Hollow Golf Course**

	kWh	Sessions	Rev
Feb	272.298	22	40.82
Mar	62.264	11	9.34
Apr	278.453	16	40.38
May	383.617	28	57.55
Jun	774.496	46	117.62
Jul	745.378	47	112.73
Aug	708.298	42	106.15
Sep	453.600	24	68.03
Oct	468.720	28	70.33
Nov	245.840	15	36.87
Dec	393.892	16	59.08
Jan	327.359	27	49.10

**Public Safety Building**

	kWh	Sessions	Rev
Feb	266.978	15	40.05
Mar	312.462	15	46.86
Apr	305.132	13	45.39
May	536.408	23	80.45
Jun	449.466	24	56.57
Jul	368.196	32	66.44
Aug	24.086	10	3.60
Sep	-	1	-
Oct	162.004	17	24.30
Nov	370.675	20	55.60
Dec	764.137	25	103.17
Jan	841.051	31	138.62

**Midway City Offices**

	kWh	Sessions	Rev
Feb	1,769.302	70	265.38
Mar	1,433.550	47	215.05
Apr	598.563	26	85.53
May	1,367.904	43	196.84
Jun	1,485.893	71	235.51
Jul	1,071.165	57	151.85
Aug	1,234.221	49	193.96
Sep	2,041.048	64	306.15
Oct	2,302.279	67	345.13
Nov	2,643.115	73	390.78
Dec	2,055.082	65	314.67
Jan	2,081.214	73	313.10

**Heber City Offices**

	kWh	Sessions	Rev
Feb	563.507	26	84.54
Mar	458.561	31	60.01
Apr	194.257	25	37.00
May	215.278	13	32.30
Jun	520.291	32	75.72
Jul	622.911	45	91.20
Aug	694.927	46	93.78
Sep	1,169.534	50	133.91
Oct	878.823	45	128.15
Nov	460.274	25	69.57
Dec	713.991	42	93.89
Jan	816.206	34	122.44

**Wasatch County Offices**

	kWh	Sessions	Rev
Feb	456.936	27	68.56
Mar	440.394	24	66.04
Apr	320.564	24	49.05
May	102.117	16	15.31
Jun	115.051	10	17.26
Jul	103.336	16	4.04
Aug	252.729	19	37.73
Sep	184.173	19	32.41
Oct	308.468	23	46.29
Nov	118.086	20	17.71
Dec	52.593	9	7.89
Jan	86.388	16	12.96

**Prepaid Expenses Activity**  
as of 01/31/2025

**Account Activity**

<i>Beginning Balance:</i>		411,822.83
New Prepaid Amounts	-	
Prepaid Xfers Out (Jan)	(46,751.77)	
<b>Change in Balance:</b>	<b>(46,751.77)</b>	
<i>Ending Balance:</i>		<u><u>365,071.06</u></u>

**New Prepaids**

**January** -

**February** -

**March** -

Capture Software	-
Workers Compensation Premium	-
ESRI - Mapping Solutions	-

**April** -

Insurance Renewal	-
-------------------	---

**May** -

Mini-X Rental	-
Workers Compensation	-

**June** -

KnowBe4 Security Awareness Training	-
Annual Backhoe Rental	-

**July** -

ProCloud MiVoice	-
------------------	---

**Aug** -

Backhoe Lease	-
---------------	---

**Sept** -

SENSUS	-
--------	---

**Oct** -

Skid Steer Rental	-
-------------------	---

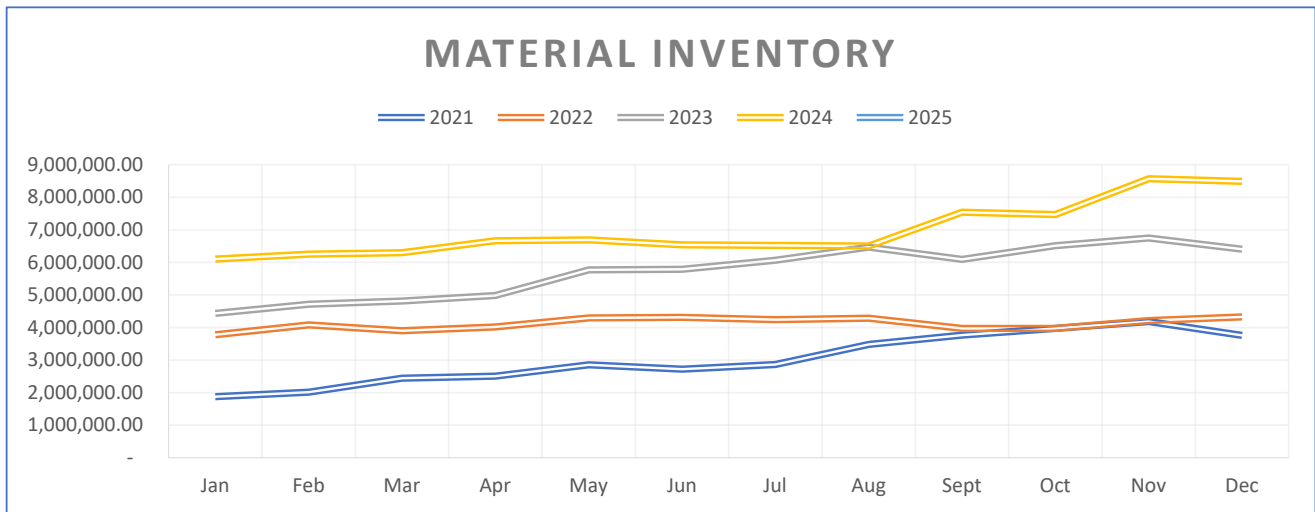
**Nov** -

**Dec** -

January Bond Payments	-
-----------------------	---

**Inventory**  
as of 01/31/2025

	2021	2022	2023	2024	2025	
<b>Jan</b>	1,876,937.53	3,778,430.67	4,434,649.84	6,102,193.05	8,377,762.27	**
<b>Feb</b>	2,012,415.24	4,081,982.79	4,711,361.66	6,251,147.37		
<b>Mar</b>	2,442,873.61	3,902,076.95	4,815,227.19	6,300,846.55		
<b>Apr</b>	2,506,042.19	4,020,050.79	4,986,992.59	6,660,776.38		
<b>May</b>	2,859,551.36	4,294,115.02	5,767,761.70	6,687,504.16		
<b>Jun</b>	2,717,905.59	4,317,016.55	5,787,929.69	6,537,416.12		
<b>Jul</b>	2,868,558.09	4,241,175.30	6,063,140.93	6,518,408.24		
<b>Aug</b>	3,480,918.77	4,288,987.67	6,467,051.69	6,503,028.42		
<b>Sept</b>	3,771,207.98	3,971,466.47	6,089,668.24	7,539,567.55		
<b>Oct</b>	3,973,984.50	3,973,358.34	6,511,174.81	7,471,624.20		
<b>Nov</b>	4,183,177.91	4,217,668.66	6,748,276.42	8,569,672.52		
<b>Dec</b>	3,757,131.63	4,326,309.61	6,406,955.09	8,484,856.46		



\*\*

4,859,102.12 Reserved for CIAC Projects  
 1,047,659.89 Reserved for HLP Capital Projects  
 2,471,000.27 Ready Stores for OMAG Purposes

**Open Miscellaneous Receivable Invoices**  
as of 01/31/2025

Customer	Purpose	Period	Amount
Salt Lake Excavating	Damage Claim	Nov-23	3,274.43
EVCO Development	Line Extension	Dec-23	4,659.16
KCI Telecom Division	Line Extension	Feb-24	7,071.42
Brian Myers	Damage Claim	Jun-24	3,137.36
Wheeler Machinery	Fuel Subsidy	Jun-24	43,513.80
Farm Bureau Property	Line Extension	Aug-24	1,360.00
Lythgoe Design Group	Line Extension	Sep-24	19,582.50
Bird Homes	Line Extension	Oct-24	3,513.00
Torres Underground	Line Extension	Nov-24	17,917.64
Hadco Construction	Line Extension	Nov-24	3,803.55
All West Communication	Line Extension	Dec-24	40,306.44
Shane Radmall	Line Extension	Dec-24	2,020.00
700 SHA, LLC	Line Extension	Jan-25	9.00
			<hr/> 150,168.30



January - 2025 \_ Actual versus Estimate

Work Order	Project Description	Open Date	Closed Date	Actual Costs	Estimate	CIAC	Network Upgrade
35790 - Lady Monument Tank Well	Line Extension	3/1/2023	1/31/2025	-	36,646.68	168.70	168.70
42841 - New London Commercial South Pad	Line Extension	12/18/2023	1/31/2025	43,890.42	57,827.05	(58,135.98)	(14,245.56)
49130 - Labrum Residence 1569 S Skyline View Dr	Line Extension	11/19/2024	1/31/2025	7,646.43	8,930.98	(9,230.70)	(1,584.27)

02/07/2025 8:14:12 PM

# Accounts Payable Check Register

Page 1

01/01/2025 To 01/31/2025

Bank Account: 1 - ZIONS BANK GENERAL FUND

Check / Tran Date	Pmt Type	Vendor	Vendor Name	General Ledger			BU Project	Distr Amount	Amount
Invoice			GL Reference	Div Account	Dept	Actv			
2571 1/1/25	WIRE	1322	HEALTH EQUITY						21,750.00
1STQTRFUNDING2025			1st Quarter HSA Funding	0 926.0	1	12		21,750.00	
2574 1/2/25	WIRE	268	BRENDA CHRISTENSEN						475.32
JAN25 STIPEND			Jan 2025 HLP Board Stipend	0 920.0	1	180		475.32	
2577 1/3/25	WIRE	121	AFLAC						284.84
526712			AFLAC Withholdings	0 926.0	1	12		284.84	
2580 1/7/25	WIRE	276	CIMA ENERGY, LP						98,383.79
1224-323412-1			December Natural Gas Purchases	0 547.0	4	140		98,383.79	
2581 1/9/25	WIRE	1185	THE STANDARD INSURANCE COMPAN						3,787.10
O152YDMTQ1			January LTD Premium	0 926.0	1	12		3,787.10	
2582 1/9/25	WIRE	1322	HEALTH EQUITY						3,390.29
20250108163101002			PL Employee HSA Contributions	0 243.0	0	0		3,390.29	
2583 1/9/25	WIRE	558	UNITED STATES TREASURY						54,009.19
20250108163101001			PL Federal Withholding-Married	0 241.1	0	0		9,476.50	
			PL Federal Withholding-Single	0 241.1	0	0		12,954.47	
			PL Medicare-Employee	0 926.2	1	0		2,992.71	
			PL Medicare-Employer	0 926.2	1	0		2,992.71	
			PL Social Security-Employee	0 926.2	1	0		12,796.40	
			PL Social Security-Employer	0 926.2	1	0		12,796.40	
Total for Check/Tran - 2583:									54,009.19
2584 1/9/25	WIRE	1065	UTAH STATE RETIREMENT						46,338.66
20250108163101003			PL Employee 401k Deferral	0 242.4	0	0		4,901.36	
			PL Employee 457 Deferral	0 242.4	0	0		1,661.84	
			PL Employee Roth IRA Deferrals	0 242.4	0	0		1,285.00	
			PL URS Tier 2 Hybrid Employee Contributi	0 926.3	0	0		562.00	
			PL URS Employer 401k Contribution	0 926.3	1	12		3,309.97	
			PL URS Tier 1	0 926.3	1	12		18,074.09	
			PL URS Tier 2 Fund 111	0 926.3	1	12		12,195.65	
			PL URS Tier 2 Fund 211 DC	0 926.3	1	12		1,981.97	
			PL URS Tier 2 Fund 211 DC addtl	0 926.3	1	12		1,028.64	

02/07/2025 8:14:12 PM

# Accounts Payable Check Register

Page 2

01/01/2025 To 01/31/2025

Bank Account: 1 - ZIONS BANK GENERAL FUND

Check / Tran Date	Pmt Type	Vendor	Vendor Name	General Ledger							
Invoice			GL Reference	Div Account	Dept	Actv	BU Project		Distr Amount	Amount	
			PL URS Loan Repayment	0930.2	1	0			1,338.14		
Total for Check/Tran - 2584:										46,338.66	
2585 1/9/25	WIRE	1322	HEALTH EQUITY							67.20	
JAN ADMIN FEE			January 2025 Administration Fee	0926.0	1	12			67.20		
2587 1/1/25	WIRE	1292	DELL MARKETING L.P.							110.99	
10781289261			6-Cell Replacement Battery	0935.3	6	105			110.99		
2588 1/1/25	WIRE	1292	DELL MARKETING L.P.							950.36	
10783042659			4 Portable Monitors	0935.3	6	105			950.36		
2589 1/1/25	WIRE	1292	DELL MARKETING L.P.							4,524.12	
10783766464			Dell Workstations for Dispatch 3XH1664	0397.0	0	0			2,262.06		
			Dell Workstations for Dispatch 4XH1664	0397.0	0	0			2,262.06		
Total for Check/Tran - 2589:										4,524.12	
2590 1/1/25	WIRE	1292	DELL MARKETING L.P.							1,369.30	
10783766464-2			Service Contract on Dispatch Computers	0397.0	0	0			1,369.30		
2591 1/27/25	WIRE	1293	RJJ ENTERPRISES, LLC DBA OUTIFI							6,500.00	
1032			OutiFi Startup	0107.0	0	100			6,500.00		
2592 1/17/25	WIRE	558	UNITED STATES TREASURY							7.50	
20250129103122			Extra Medicare Payment	0926.2	1	12			7.50		
2593 1/30/25	WIRE	964	STATE TAX COMMISSION-SALES							147,345.95	
DEC2024SALESTAX			December Sales Tax Submission	0241.0	0	316			147,345.95		
2594 1/23/25	WIRE	1322	HEALTH EQUITY							3,390.29	
20250122083317002			PL Employee HSA Contributions	0243.0	0	0			3,390.29		
2595 1/23/25	WIRE	558	UNITED STATES TREASURY							52,902.15	
20250122083316001			PL Federal Withholding-Married	0241.1	0	0			8,675.98		
			PL Federal Withholding-Single	0241.1	0	0			12,714.76		
			PL Medicare-Employee	0926.2	1	0			3,002.06		
			PL Medicare-Employer	0926.2	1	0			2,984.75		

02/07/2025 8:14:12 PM

# Accounts Payable Check Register

Page 3

01/01/2025 To 01/31/2025

Bank Account: 1 - ZIONS BANK GENERAL FUND

Check / Tran Date	Pmt Type	Vendor	Vendor Name	General Ledger				
Invoice			GL Reference	Div Account	Dept	ActvBU Project	Distr Amount	Amount
			PL Social Security-Employee	0 926.2	1	0	12,762.30	
			PL Social Security-Employer	0 926.2	1	0	12,762.30	
Total for Check/Tran - 2595:								52,902.15
2596 1/23/25	WIRE	1065	UTAH STATE RETIREMENT					45,468.34
20250122083317003			PL Employee 401k Deferral	0 242.4	0	0	4,777.72	
			PL Employee 457 Deferral	0 242.4	0	0	1,658.84	
			PL Employee Roth IRA Deferrals	0 242.4	0	0	1,285.00	
			PL URS Tier 2 Hybrid Employee Contributi	0 926.3	0	0	534.65	
			PL URS Employer 401k Contribution	0 926.3	1	12	3,227.89	
			PL URS Tier 1	0 926.3	1	12	17,987.58	
			PL URS Tier 2 Fund 111	0 926.3	1	12	11,602.34	
			PL URS Tier 2 Fund 211 DC	0 926.3	1	12	2,011.97	
			PL URS Tier 2 Fund 211 DC addtl	0 926.3	1	12	1,044.21	
			PL URS Loan Repayment	0 930.2	1	0	1,338.14	
Total for Check/Tran - 2596:								45,468.34
2599 1/13/25	WIRE	406	FASTENAL COMPANY					401.76
UTLIN180387			Vending Machine Issuances	0 402.1	1	420	2.99	
			Vending Machine Issuances	0 402.1	2	420	7.16	
			Vending Machine Issuances	0 402.1	7	420	28.12	
			Vending Machine Issuances	0 402.1	8	420	17.28	
			Vending Machine Issuances	0 402.2	2	420	159.96	
			Vending Machine Issuances	0 556.0	5	420	1.60	
			Vending Machine Issuances	0 591.0	2	420	102.21	
			Vending Machine Issuances	0 592.0	3	420	9.58	
			Vending Machine Issuances	0 935.3	6	420	72.86	
Total for Check/Tran - 2599:								401.76
2600 1/13/25	WIRE	406	FASTENAL COMPANY					32.53
UTLIN180457			Vending Machine Issuances	0 591.0	2	420	32.53	
2601 1/17/25	WIRE	406	FASTENAL COMPANY					1,049.96
UTLIN180589			Vending Machine Issuances	0 402.1	3	420	111.22	
			Vending Machine Issuances	0 402.2	2	420	70.25	
			Vending Machine Issuances	0 591.0	2	420	688.27	
			Vending Machine Issuances	0 592.0	3	420	110.87	

02/07/2025 8:14:12 PM

# Accounts Payable Check Register

Page 4

01/01/2025 To 01/31/2025

Bank Account: 1 - ZIONS BANK GENERAL FUND

Check / Tran Date	Pmt Type	Vendor	Vendor Name	General Ledger				
Invoice			GL Reference	Div Account	Dept	ActvBU Project	Distr Amount	Amount
			Vending Machine Issuances	0 921.0	1	420	57.80	
			Vending Machine Issuances	0 935.3	6	420	11.55	
							<b>Total for Check/Tran - 2601:</b>	1,049.96
2602 1/20/25	WIRE	406	FASTENAL COMPANY					660.49
UTLIN180623			Vending Machine Issuances	0 402.1	2	420	373.75	
			Vending Machine Issuances	0 402.1	3	420	48.64	
			Vending Machine Issuances	0 402.1	6	420	9.07	
			Vending Machine Issuances	0 402.2	2	420	30.75	
			Vending Machine Issuances	0 591.0	2	420	95.07	
			Vending Machine Issuances	0 592.0	3	420	8.22	
			Vending Machine Issuances	0 921.0	1	420	92.70	
			Vending Machine Issuances	0 935.3	6	420	2.29	
							<b>Total for Check/Tran - 2602:</b>	660.49
2603 1/23/25	WIRE	406	FASTENAL COMPANY					242.11
UTLIN180700			Vending Machine Issuances	0 402.1	1	420	41.84	
			Vending Machine Issuances	0 402.1	2	420	167.86	
			Vending Machine Issuances	0 556.0	5	420	1.58	
			Vending Machine Issuances	0 591.0	2	420	30.83	
							<b>Total for Check/Tran - 2603:</b>	242.11
2605 1/27/25	WIRE	406	FASTENAL COMPANY					58.82
UTLIN180695			Vending Machine Issuances	0 591.0	2	420	58.82	
2606 1/31/25	WIRE	406	FASTENAL COMPANY					77.39
UTLIN180868			Vending Machine Issuances	0 548.0	4	420	3.87	
			Vending Machine Issuances	0 556.0	5	420	8.28	
			Vending Machine Issuances	0 591.0	2	420	19.35	
			Vending Machine Issuances	0 592.0	3	420	15.52	
			Vending Machine Issuances	0 921.0	1	420	19.11	
			Vending Machine Issuances	0 935.3	6	420	11.26	
							<b>Total for Check/Tran - 2606:</b>	77.39
2607 1/31/25	WIRE	760	ZIONS CREDIT CARD ACCT					51,284.90
JAN 2025			Generation Tool Room	0 107.0	0	235	6,837.57	
			AGA Membership Renewal	0 401.0	1	200	105.00	

02/07/2025 8:14:12 PM

# Accounts Payable Check Register

Page 5

01/01/2025 To 01/31/2025

Bank Account: 1 - ZIONS BANK GENERAL FUND

Check / Tran Date	Pmt Type	Vendor	Vendor Name	General Ledger					
Invoice			GL Reference	Div Account	Dept	ActvBU Project	Distr Amount	Amount	
			Stripo Annual subscription	0 401.0	1	374	200.00		
			APPA B&F Planning Meeting Conference B M	0 401.2	1	10	1,046.66		
			NWPPA FEB Board Meeting B Miller	0 401.2	1	10	306.96		
			Professional Engineer License Renewal	0 401.2	1	200	74.00		
			Project Management Membership P Hernande	0 401.2	1	200	179.00		
			NWPPA Engineering Webinars P Hernandez	0 401.2	1	390	1,260.00		
			IPSA Banquet Devin Thacker	0 401.2	3	185	120.63		
			APPA Legislative Rally 2025 E Brandt	0 401.2	5	10	1,326.67		
			APPA Legislative Rally 2025 E Brandt	0 401.2	5	390	375.00		
			Boots Patricio Hernandez	0 402.1	1	20	182.61		
			FR Clothing Patricio Hernandez	0 402.1	1	125	617.57		
			APPA Safety Award Application	0 402.1	1	315	175.00		
			Boots Brady Daybell	0 402.1	2	20	445.82		
			Boots Burk Coleman	0 402.1	2	20	596.91		
			Boots Lindy Allen	0 402.1	2	20	337.67		
			FR Clothing	0 402.1	2	125	1,528.36		
			FR Clothing Brady Daybell	0 402.1	2	125	1,309.11		
			FR Clothing Burk Coleman	0 402.1	2	125	899.98		
			FR Clothing Devan Clyde	0 402.1	2	125	405.94		
			FR Clothing Kolbe Ward	0 402.1	2	125	141.71		
			Safety Distribution	0 402.1	2	125	531.20		
			Boots Devin Thacker	0 402.1	3	20	409.07		
			Boots Jess Graham	0 402.1	3	20	318.90		
			FR Clothing Devin Thacker	0 402.1	3	125	1,740.05		
			FR Clothing Josh Giles	0 402.1	3	125	1,958.81		
			FR Clothing Josh Gustin	0 402.1	4	125	1,284.14		
			FR Clothing Logan Ulibarri	0 402.1	4	125	1,469.57		
			Chemical Resistant gloves	0 402.1	4	265	149.04		
			Electric Scooter Travis Jepperson	0 402.1	5	315	912.49		
			Lineman Tools Burk Coleman	0 402.2	2	155	3,603.73		
			Neighbors of Heber Valley	0 426.4	1	5	700.60		
			Fluke meter	0 548.0	4	235	874.99		
			Misc parts	0 548.0	4	235	527.01		
			BTU Heater Gen 800	0 548.0	4	375	499.00		
			Generation office supplies	0 548.0	4	375	35.43		
			Radio upgrade in Dispatch server room	0 592.0	3	235	1,086.49		
			Black electrical tape	0 592.0	3	375	15.46		
			Electrical tape Substation	0 592.0	3	375	17.31		

02/07/2025 8:14:12 PM

# Accounts Payable Check Register

Page 6

01/01/2025 To 01/31/2025

Bank Account: 1 - ZIONS BANK GENERAL FUND

Check / Tran Date	Pmt Type	Vendor	Vendor Name	General Ledger					
Invoice			GL Reference	Div Account	Dept	ActvBU Project	Distr Amount	Amount	
			USB	0921.0	1	80	37.68		
			Dab N Seal envelope sealer	0921.0	1	145	40.82		
			Sticker paper	0921.0	1	145	31.94		
			Printer ink cartridges	0921.0	1	275	484.78		
			Truck Licensure Lunch	0930.2	1	195	15.19		
			Company logo sports bottles	0930.2	1	410	612.50		
			Costco Delivery	0930.2	1	410	1,787.84		
			Safety Program Luncheon	0930.2	1	410	425.58		
			Winter Party	0930.2	1	410	27.43		
			Winter Party Catering	0930.2	1	410	2,672.66		
			Winter Party Centerpieces	0930.2	1	410	107.97		
			Winter Party prizes	0930.2	1	410	375.00		
			Winter Party treats	0930.2	1	410	83.13		
			Amazon Web Service	0935.1	6	175	24.22		
			Amazon Web Services	0935.1	6	175	14.99		
			AT&T Firstnet payment	0935.1	6	245	3,678.69		
			Allwest January payment	0935.1	6	245	1,152.90		
			License plate screw Truck 280	0935.2	1	187	4.27		
			License plate screw Truck 281	0935.2	1	187	4.27		
			Truck 277 Windheild washer fluid	0935.2	4	187	4.26		
			Multiple computer equipment	0935.3	6	105	4,886.70		
			USB	0935.3	6	235	7.65		
			USB, Adapters	0935.3	6	235	198.97		
Total for Check/Tran - 2607:							51,284.90		
67958 1/3/25	CHK	1	MWE WING POINTE LLC						51.01
ACCTBALANCEREFUND			Account balance refund on 18657008	0 142.99	0	0	51.01		
67959 1/3/25	CHK	1	NATALIE MAIR						4,684.00
IMPACTFEEREFUND			200 amp refund for acct 17460002	0 131.3	0	0	4,684.00		
67960 1/3/25	CHK	2	IVORY HOMES						26.06
2024123013202302			Credit Balance Refund 15813357	0 142.99	0	0	26.06		
67961 1/3/25	CHK	2	IVORY HOMES						126.11
20241230132103619			Credit Balance Refund 15813407	0 142.99	0	0	126.11		

02/07/2025 8:14:12 PM

# Accounts Payable Check Register

Page 7

01/01/2025 To 01/31/2025

Bank Account: 1 - ZIONS BANK GENERAL FUND

Check / Tran Date	Pmt Type	Vendor	Vendor Name	General Ledger			BU Project	Distr	Amount	Amount
				Div	Account	Dept				
<b>Invoice</b>			<b>GL Reference</b>							
67962 1/3/25	CHK	2	THE HOMESTEAD GROUP, LLC							346.22
20241230132558562			Credit Balance Refund 78501001	0	142.99	0	0		346.22	
67963 1/3/25	CHK	2	VISION REAL ESTATE							19.60
20241230130932509			Credit Balance Refund 78785004	0	142.99	0	0		19.60	
67964 1/3/25	CHK	2	VISION REAL ESTATE							64.90
20241230131034384			Credit Balance Refund 78785005	0	142.99	0	0		64.90	
67965 1/3/25	CHK	2	VISION REAL ESTATE							14.33
20241230131135777			Credit Balance Refund 78785006	0	142.99	0	0		14.33	
67966 1/3/25	CHK	2	VISION REAL ESTATE							40.50
20241230131221379			Credit Balance Refund 78785007	0	142.99	0	0		40.50	
67967 1/3/25	CHK	2	VISION REAL ESTATE							62.98
20241230131305276			Credit Balance Refund 78785009	0	142.99	0	0		62.98	
67968 1/3/25	CHK	2	PATRICK ATHY							70.00
20241230131824190			Credit Balance Refund 81634001	0	142.99	0	0		70.00	
67969 1/3/25	CHK	11	VESTIS							269.55
4583401366			Coverall Rental	0	402.1	4	125		53.91	
4583404890			Coverall Rental	0	402.1	4	125		53.91	
4583407785			Coverall Rental	0	402.1	4	125		53.91	
4583410550			Coverall Rental	0	402.1	4	125		53.91	
4583413042			Coverall Rental	0	402.1	4	125		53.91	
<b>Total for Check/Tran - 67969:</b>										269.55
67970 1/3/25	CHK	63	BIG O TIRES #4264							84.52
044264-23842			Truck 272 Oil Change	0	935.2	4	340		84.52	
67971 1/3/25	CHK	261	CENTURYLINK							128.82
333474355DEC24			Dec-2024 Landline Phone Service	0	935.1	6	245		128.82	



02/07/2025 8:14:12 PM

# Accounts Payable Check Register

Page 8

01/01/2025 To 01/31/2025

Bank Account: 1 - ZIONS BANK GENERAL FUND

Check / Tran Date	Pmt Type	Vendor	Vendor Name	General Ledger			BU Project	Distr Amount	Amount
Invoice			GL Reference	Div	Account	Dept	Actv		
67972 1/3/25	CHK	267	CHARLESTON TOWN						2,000.16
1224-FRANCHISE			Franchise Tax Collection Remittance	0	241.5	0	0	2,000.16	
67973 1/3/25	CHK	323	DANIEL TOWN						1,225.61
1224-FRANCHISE			Franchise Tax Collection Remittance	0	241.6	0	0	1,225.61	
67974 1/3/25	CHK	432	FUGATE INDUSTRIAL SALES						2,035.78
926446			50-60-100324	0	548.0	0	187	1,680.00	
			Freight Charges	0	921.3	0	350	355.78	
Total for Check/Tran - 67974:									2,035.78
67975 1/3/25	CHK	480	HEBER CITY CORPORATION						54,486.63
1224-FRANCHISE			Franchise Tax Collection Remittance	0	241.3	0	0	52,928.07	
JAN25 STIPENDS			Aaron Cheatwood HLP Board Stipend	0	920.0	1	180	475.32	
			Heidi Franco HLP Board Stipend	0	920.0	1	180	607.92	
			Sid Ostergaard HLP Board Stipend	0	920.0	1	180	475.32	
Total for Check/Tran - 67975:									54,486.63
67976 1/3/25	CHK	484	HEBER LIGHT & POWER CO						10,000.00
JAN25 RESERVE			Monthly Reserve Funding	0	131.2	0	0	10,000.00	
67977 1/3/25	CHK	619	KW ROBINSON CONST INC						16,982.35
2024-48			1551 S Daniels Rd WO 5224	0	591.0	2	47	2,762.17	
2024-49			Acorn Way Outage WO 10972	0	591.0	2	47	14,220.18	
Total for Check/Tran - 67977:									16,982.35
67978 1/3/25	CHK	624	LABRUM FORD						192.22
26009005			Truck 266 Service	0	935.2	4	340	192.22	
67979 1/3/25	CHK	644	US BANK NATIONAL ASSOCIATION						3,900.00
7587336			2019 Bond Annual Trustee Fee	0	921.4	1	400	1,850.00	
7588634			2012 Bond Annual Trustee Fee	0	921.4	1	400	2,050.00	
Total for Check/Tran - 67979:									3,900.00
67980 1/3/25	CHK	705	MIDWAY CITY OFFICES						18,095.21

02/07/2025 8:14:12 PM

# Accounts Payable Check Register

Page 9

01/01/2025 To 01/31/2025

Bank Account: 1 - ZIONS BANK GENERAL FUND

Check / Tran Date	Pmt Type	Vendor	Vendor Name	General Ledger				
Invoice			GL Reference	Div Account	Dept	ActvBU Project	Distr Amount	Amount
1224-FRANCHISE			Franchise Tax Collection Remittance	0 241.4	0	0	18,095.21	
67981 1/3/25	CHK	740	IRBY CO.					104,426.85
S014099991.004			PO Material received	0 154.0	0	0	1,050.00	
S013926833.017			PO Material received	0 154.0	0	0	900.00	
S014099991.003			PO Material received	0 154.0	0	0	306.00	
S014094890.004			PO Material received	0 154.0	0	0	1,464.00	
S013954478.007			PO Material received	0 154.0	0	0	12,910.00	
S014114321.003			PO Material received	0 154.0	0	0	2,402.00	
S013973411.017			PO Material received	0 154.0	0	0	18,900.00	
S013952291.006			PO Material received	0 154.0	0	0	1,300.00	
S013926239.014			PO Material received	0 154.0	0	0	180.00	
S014044551.005			PO Material received	0 154.0	0	0	8,100.00	
S014117939.003			PO Material received	0 154.0	0	0	3,606.00	
S013945985.007			PO Material received	0 154.0	0	0	3,015.00	
S013981228.012			PO Material received	0 154.0	0	0	2,995.00	
S014117939.004			PO Material received	0 154.0	0	0	3,150.00	
S013902542.005			PO Material received	0 154.0	0	0	1,275.00	
S013981228.013			PO Material received	0 154.0	0	0	2,010.00	
S013955445.010			PO Material received	0 154.0	0	0	1,005.00	
S013927775.008			PO Material received	0 154.0	0	0	1,800.00	
S013935226.004			PO Material received	0 154.0	0	0	1,785.00	
S014117983.003			PO Material received	0 154.0	0	0	2,100.00	
S014090549.001			PO Material received	0 154.0	0	0	3,420.00	
S014130350.001			PO Material received	0 154.0	0	0	17,671.85	
S014130350.002			PO Material received	0 154.0	0	0	630.00	
S014117983.004			PO Material received	0 154.0	0	0	430.00	
S014022091.005			PO Material received	0 154.0	0	0	11,980.00	
S014131072.001			YGLV 16-5100-14-09 LEATHER SUEDE	0 402.1	2	265	42.00	
Total for Check/Tran - 67981:								104,426.85
67982 1/3/25	CHK	784	ELECTRICAL CONSULTANTS, INC.					11,246.00

02/07/2025 8:14:12 PM

# Accounts Payable Check Register

Page 10

01/01/2025 To 01/31/2025

Bank Account: 1 - ZIONS BANK GENERAL FUND

Check / Tran Date	Pmt Type	Vendor	Vendor Name	General Ledger					
Invoice			GL Reference	Div Account	Dept	ActvBU Project	Distr Amount	Amount	
127272			Sewer Plant Transmission	0 107.0	0	100	105.00		
127273			Gas Plant to Jailhouse reconductor	0 107.0	0	100	11,036.00		
127274			Land Negotiations with UDOT for North Su	0 107.0	0	100	105.00		
Total for Check/Tran - 67982:								11,246.00	
67983 1/3/25	CHK	821	CREDA						465.21
CREDA 1224			CREDA Board Member Dues - Dec 2024	0 555.0	5	162	66.95		
CREDA 0125			CREDA Board Member Dues - Jan 2025	0 555.0	5	162	398.26		
Total for Check/Tran - 67983:								465.21	
67984 1/3/25	CHK	908	SECURITY INSTALL SOLUTIONS, INC						240.00
I-10528			January Brivo OnAir Hosting	0 935.3	6	330	240.00		
67985 1/3/25	CHK	1014	TIMBERLINE GENERAL STORE						861.30
180688			Upper Snake Creek Maint	0 542.0	8	235	29.97		
180805			Air Filters	0 935.0	1	375	65.95		
180840			Thermostat Southfield Sub	0 107.0	0	235	89.99		
180804			Air Filters	0 935.0	1	375	66.00		
180938			Packout	0 402.2	4	155	69.99		
			oiler spout, hand sprayer	0 548.0	4	375	61.97		
180999			Truck 205 Level, tape measure	0 402.2	2	155	59.98		
180842			D Batteries for locating equipment	0 591.0	2	375	16.99		
180956			Hole Saw - Midway Sub	0 402.2	2	260	12.99		
181107			Boots Riley Wright	0 402.1	2	20	149.99		
181109			Gen 800 supplies	0 548.0	4	375	42.66		
181158			Zip ties	0 591.0	2	375	17.89		
181210			Mounting Tape for Dispatch Safety	0 402.1	5	315	13.99		
181255			Misc nuts & Bolts Gen 800	0 548.0	4	235	23.04		
181258			Sealant, floor map	0 935.0	1	375	24.98		
181313			Warehouse Tool	0 402.2	1	155	14.99		
181344			(4) Pushbrooms for shop	0 935.0	1	375	71.96		
181383			WD40 (3)	0 935.0	1	375	26.97		

02/07/2025 8:14:12 PM

# Accounts Payable Check Register

Page 11

01/01/2025 To 01/31/2025

Bank Account: 1 - ZIONS BANK GENERAL FUND

Check / Tran Date	Pmt Type	Vendor	Vendor Name	General Ledger					
Invoice			GL Reference	Div Account	Dept	ActvBU Project	Distr Amount		Amount
FINANCE CHARGE 1224			December Finance charge	0 591.0	2	350	1.00		
Total for Check/Tran - 67985:									861.30
67986 1/3/25	CHK	1038	UAMPS						674,433.77
20241227100111			November 2024 Energy Usage payment	0 555.0	5	455	674,433.77		
67987 1/3/25	CHK	1091	WASATCH AUTO PARTS						344.48
310923			Truck 271 Chains and chain tightener	0 935.2	4	235	344.48		
67988 1/3/25	CHK	1095	WASATCH COUNTY						475.32
JAN25 STIPEND			Jan 2025 HLP Board Stipend	0 920.0	1	180	475.32		
67989 1/3/25	CHK	1131	WHEELER MACHINERY CO.						119,990.67
PS001811131			Gen 800 parts	0 548.0	4	235	1,113.86		
PS001811132			Plant 2 Maint parts	0 548.0	4	235	2,402.83		
PS001812070			Unit 7 harness	0 548.1	4	235	2,748.56		
PS001812071			Unit 8 parts	0 548.1	4	235	509.86		
PS001812072			Unit 8 Transformer, parts	0 548.1	4	235	4,108.62		
PS001812073			Unit 8 parts	0 548.1	4	235	164.48		
PS001812074			Unit 8 parts	0 548.1	4	235	164.48		
SS000528298			Dispatch Standby Service/repair	0 548.1	4	187	2,686.62		
PS001812805			Gen 800 parts	0 548.0	4	235	100.20		
PS001812806			Plant 2 parts	0 548.0	4	235	144.96		
PS001812807			Unit 8 Seal-o-rings	0 548.1	4	235	138.20		
PS001813625			Oilcat Hydro - Skidsteer	0 935.2	4	235	162.40		
SS000529173			Intall of Generator Unit 4 rebuild	0 107.0	0	47	93,825.36		
SS000529174			Unit 14 oil change	0 548.1	4	187	11,720.24		
Total for Check/Tran - 67989:									119,990.67
67990 1/3/25	CHK	1178	ZIPLOCAL						29.00
ZIPLOCAL-20003			December Yellow Pages Posting	0 935.1	6	245	29.00		
67991 1/3/25	CHK	1191	KELLY SWEAT						125.00

02/07/2025 8:14:12 PM

# Accounts Payable Check Register

Page 12

01/01/2025 To 01/31/2025

Bank Account: 1 - ZIONS BANK GENERAL FUND

Check / Tran Date	Pmt Type	Vendor	Vendor Name	General Ledger						
Invoice			GL Reference	Div	Account	Dept	Actv	BU Project	Distr Amount	Amount
PHYSICALREIMB1224			DOT Physical Reimbursement	0	401.0	2	95		125.00	
67992 1/3/25	CHK	1198	KEVIN PAYNE							475.32
JAN25 STIPEND			Jan 2025 HLP Board Stipend	0	920.0	1	180		475.32	
67993 1/3/25	CHK	1207	STYLED LIFE DESIGN							5,231.15
12311			New Bldg design work - Jan 2025	0	107.0	0	100		5,231.15	
67994 1/3/25	CHK	1219	ROCKY MOUNTAIN WIRE ROPE & RIGG							1,007.99
3032695-IN			Gen 800 material	0	548.0	4	235		1,007.99	
67995 1/3/25	CHK	1228	GLASS AMERICA							1,382.99
7039609			Truck 202 Windsheild	0	935.2	4	340		295.00	
7039622			Truck 252 Windsheild	0	935.2	4	340		295.00	
7039648			Truck 274 Windsheild	0	935.2	4	340		792.99	
Total for Check/Tran - 67995:										1,382.99
67996 1/3/25	CHK	1260	VALVOLINE							130.43
8659			Truck 265 Oil Change	0	935.2	4	340		57.04	
8662			Truck 260 Oil Change	0	935.2	4	340		73.39	
Total for Check/Tran - 67996:										130.43
67997 1/10/25	CHK	11	VESTIS							53.91
4583416386			Coverall Rental - 12/31-01/06	0	402.1	4	265		53.91	
67998 1/10/25	CHK	167	SMITH HARTVIGSEN,PLLC							6,233.24
67000			December Legal General Matters	0	923.0	1	440		6,043.24	
67002			December Water Adjudication Review	0	923.0	1	440		30.00	
67001			December Travel Time	0	923.0	1	440		160.00	
Total for Check/Tran - 67998:										6,233.24
67999 1/10/25	CHK	262	CENTURYLINK - DATA SERVICES							2,508.88
716784933			Dec 2024 IP & Data Service	0	935.1	6	175		2,508.88	
68000 1/10/25	CHK	287	CODALE ELECTRIC SUPPLY, INC							180.76

02/07/2025 8:14:12 PM

# Accounts Payable Check Register

Page 13

01/01/2025 To 01/31/2025

Bank Account: 1 - ZIONS BANK GENERAL FUND

Check / Tran Date	Pmt Type	Vendor	Vendor Name	General Ledger					
Invoice			GL Reference	Div Account	Dept	ActvBU Project	Distr Amount	Amount	
S008689887.001			Southfields Past-Due Invoice	0 591.0	2	235	180.76		
68001 1/10/25	CHK	428	FREEDOM MAILING						5,635.17
49397			Dec Cycle 1 Billing Statements	0 921.5	1	55	5,635.17		
68002 1/10/25	CHK	456	GRAINGER, INC.						501.36
9350701406			Plant 1 parts	0 548.0	4	235	324.45		
9353496996			Plant 1 replacement pipe	0 548.0	4	235	176.91		
Total for Check/Tran - 68002:									501.36
68003 1/10/25	CHK	480	HEBER CITY CORPORATION						761.12
10.23970.1 DEC24			Dec 2024 Heber Substation Water/Sewer	0 401.1	1	405	45.29		
10.24630.1 DEC24			Dec 2024 Line Shop Water/Sewer	0 401.1	1	405	63.34		
9.22740.1 DEC24			Dec 2024 Office Water/Sewer	0 401.1	1	405	129.13		
10.24625.1 DEC24			Dec 2024 Operations Water/Sewer	0 401.1	1	405	45.51		
20.02049.0 DEC24			Dec 2024 Cowboy Village Water/Sewer	0 401.1	1	405	320.43		
10.24620.1 DEC24			Dec 2024 Operations Water/Sewer	0 401.1	1	405	157.42		
Total for Check/Tran - 68003:									761.12
68004 1/10/25	CHK	611	JOSH GILES						450.00
150646			2025 Boot Reimbursement	0 402.1	3	265	450.00		
68005 1/10/25	CHK	635	RECYCLOPS						96.00
8525DE9-0016			December Recycling Fee	0 401.1	1	295	96.00		
68006 1/10/25	CHK	698	LYTHGOE DESIGN GROUP, INC						1,487.85
2717			November Design Charges	0 107.0	0	100	1,487.85		
68007 1/10/25	CHK	716	DELTA FIRE SYSTEMS						17,764.00
WSFPB6043			Vortex System Tank Replacement	0 548.0	4	187	17,764.00		
68008 1/10/25	CHK	740	IRBY CO.						13,008.00
S014127624.001			Insulator Guard	0 107.0	0	235	2,223.00		
			HENDRIX HRS-VT-KIT	0 591.0	2	235	1,665.00		
S014136804.001			PO Material received	0 154.0	0	0	9,120.00		

02/07/2025 8:14:12 PM

# Accounts Payable Check Register

Page 14

01/01/2025 To 01/31/2025

Bank Account: 1 - ZIONS BANK GENERAL FUND

Check / Tran Date	Pmt Type	Vendor	Vendor Name	General Ledger							
Invoice			GL Reference	Div	Account	Dept	Actv	BU	Project	Distr Amount	Amount
Total for Check/Tran - 68008:											13,008.00
68009 1/10/25	CHK	825	LINDE GAS & EQUIPMENT INC								522.68
46916460			Oxygen K, Grinder	0	548.0	4	235			239.33	
46950696			Plant 1	0	548.0	4	235			148.62	
47035493			Cylinder Rental 11/20/24-12/20/24	0	592.0	3	375			44.05	
47000651			Cylinder Rental 11/20/24-12/20/24	0	592.0	3	375			90.68	
Total for Check/Tran - 68009:											522.68
68010 1/10/25	CHK	862	PARKLAND USA CORPORATION								12,355.81
IN-451661-24			103667/ - Mobil Pegasus 1005	0	548.0	4	220			12,355.81	
68011 1/10/25	CHK	897	SALT LAKE COMMUNITY COLLEGE								1,550.00
8DBC07A1			Burkely Coleman Spring-2025 Apprenticesh	0	401.2	2	325			1,550.00	
68012 1/10/25	CHK	903	SCHWEITZER ENGINEERING LABS IN								266.20
INV-001055836			2890M0X	0	592.0	0	235			266.20	
68013 1/10/25	CHK	992	LOGAN ULIBARRI								450.00
2025BOOTS			Boot Reimbursement - 2025	0	402.1	4	20			450.00	
68014 1/10/25	CHK	1007	UPS STORE								592.79
13902			Generation Testing Sample Shipping	0	548.0	4	255			141.76	
14254			Rubber Glove Testing	0	402.1	2	265			451.03	
Total for Check/Tran - 68014:											592.79
68015 1/10/25	CHK	1024	TRACY'S AUTO REPAIR CORP								3,740.12
33556			252 Timing Chain Replacement	0	935.2	4	340			3,740.12	
68016 1/10/25	CHK	1073	I R H								8,498.80
304411			Unit 4 rebuild - moving generator	0	107.0	0	47			8,498.80	
68017 1/10/25	CHK	1077	VORTEX COLORADO, LLC								11,571.10
WO00039086			Plants 2 & 3, warehouse man door replace	0	107.0	0	0			11,571.10	

02/07/2025 8:14:12 PM

# Accounts Payable Check Register

Page 15

01/01/2025 To 01/31/2025

Bank Account: 1 - ZIONS BANK GENERAL FUND

Check / Tran Date	Pmt Type	Vendor	Vendor Name	General Ledger			BU Project	Distr Amount	Amount
Invoice			GL Reference	Div	Account	Dept	Actv		
68018 1/10/25	CHK	1084	GBS BENEFITS, INC						192.00
789897			Teladoc January Premium	0	926.0	1	12	192.00	
68019 1/10/25	CHK	1091	WASATCH AUTO PARTS						21.67
311309			Garage Door Opener Supply	0	935.0	1	375	16.68	
311360			Windhsield Washer Fluid	0	935.2	4	235	4.99	
Total for Check/Tran - 68019:									21.67
68020 1/10/25	CHK	1100	WASATCH COUNTY SOLID WASTE						404.00
14590			Weighed Load & Roll Off Fee	0	401.1	1	405	404.00	
68021 1/10/25	CHK	1188	WELLABLE LLC						195.00
31898			January Wellable Subscription	0	930.2	1	410	195.00	
68022 1/10/25	CHK	1276	HOSE & RUBBER						441.80
02008869			Plant 3 parts	0	548.0	4	235	441.80	
68023 1/10/25	CHK	1282	MEGGER						44,596.28
5580071229			24-WARRANTY	0	394.0	0	0	4,183.00	
			Cert-MRCT	0	394.0	0	0	590.00	
			MRCT-S2R0N1A3M0S	0	394.0	0	0	39,738.50	
			PO Material received	0	921.3	3	350	84.78	
Total for Check/Tran - 68023:									44,596.28
68024 1/10/25	CHK	1288	KEEPER SECURITY, INC						4,056.73
INV355231			HLP Password Manager Subscription	0	935.3	6	374	4,056.73	
68025 1/10/25	CHK	1289	THERMO FLUIDS, INC						514.75
96210243			Used oil removal	0	548.0	4	220	514.75	
68026 1/10/25	CHK	1415	UTB TRANSFORMERS						18,525.00
5965			PO Material received	0	154.0	0	0	18,525.00	
68027 1/10/25	CHK	1024	TRACY'S AUTO REPAIR CORP						56.65
33556-1			252 Oil Change	0	935.2	4	340	56.65	



02/07/2025 8:14:12 PM

# Accounts Payable Check Register

Page 16

01/01/2025 To 01/31/2025

Bank Account: 1 - ZIONS BANK GENERAL FUND

Check / Tran Date	Pmt Type	Vendor	Vendor Name	General Ledger			BU Project	Distr Amount	Amount
Invoice			GL Reference	Div Account	Dept	Actv			
68028 1/17/25	CHK	897	SALT LAKE COMMUNITY COLLEGE						4,650.00
A02A6059			Clyde/Rowley/Ward Fall 2024 Tuition	0 401.2	2	325		4,650.00	
68029 1/17/25	CHK	26	TRAVIS JEPPEPERSON						86.03
SHOEPURCHASE			Work Shoe Purchase Reimbursement	0 402.1	5	20		86.03	
68030 1/17/25	CHK	52	LEE'S MARKETPLACE HEBER						53.94
54411			Lineman Cooler Drinks	0 591.0	2	375		53.94	
68031 1/17/25	CHK	105	A T & T						67.33
0512678562001JAN25			January 2025 Phone Service	0 935.1	6	245		67.33	
68032 1/17/25	CHK	140	ALTEC IND						548,792.00
8449073			Fleet Vehicle 280 Purchase - TA60	0 392.0	0	0		274,396.00	
8449093			2025 TA60 Bucket Truck Purchase	0 392.0	0	0		274,396.00	
Total for Check/Tran - 68032:									548,792.00
68033 1/17/25	CHK	336	VLCM						26,386.49
CM+001667			Meraki Switches Credit	0 107.0	0	235		-29,121.09	
IN148773			Meraki Switches	0 107.0	0	235		55,507.58	
Total for Check/Tran - 68033:									26,386.49
68034 1/17/25	CHK	716	DELTA FIRE SYSTEMS						5,530.00
DFS064536			Annual Fire Suppression System Inspectio	0 935.0	1	373		5,530.00	
68035 1/17/25	CHK	845	ENBRIDGE GAS						17,464.04
5060020000DEC24			Dec-24 Cogen Fuel Transport Charges	0 547.0	4	135		17,464.04	
68036 1/17/25	CHK	907	BURNS & MCDONNELL ENGINEERING						161,845.69
138985-15			Relay Settings Southfield Sub	0 107.0	0	100		161,845.69	
68037 1/17/25	CHK	987	WES ROWLEY						450.00
2025BOOT			Rowley 2025 Boot Reimbursement	0 402.1	2	20		450.00	
68038 1/17/25	CHK	1047	US DEPT OF ENERGY						2,263.72

02/07/2025 8:14:12 PM

# Accounts Payable Check Register

Page 17

01/01/2025 To 01/31/2025

Bank Account: 1 - ZIONS BANK GENERAL FUND

Check / Tran Date	Pmt Type	Vendor	Vendor Name	General Ledger					
Invoice			GL Reference	Div Account	Dept	ActvBU Project	Distr Amount	Amount	
JJPB1643B1224			Dec-2024 Provo River Firm Electric SVC	0 555.0	5	162	2,263.72		
68039 1/17/25	CHK	1075	VERIZON WIRELESS					173.82	
6102588070			January Data Coverage	0 935.1	6	175	173.82		
68040 1/17/25	CHK	1100	WASATCH COUNTY SOLID WASTE					379.00	
90083 JAN25			Office January-2025 Waste Removal	0 401.1	1	405	110.00		
93539 JAN25			Heber Sub January-2025 Waste Removal	0 401.1	1	405	269.00		
Total for Check/Tran - 68040:								379.00	
68041 1/17/25	CHK	1131	WHEELER MACHINERY CO.					161,943.51	
SC000024227			Units 4 Overhaul Credits	0 107.0	0	0	-248,899.12		
PS001816748			Plant 3 Units Various Parts	0 548.0	4	235	431.02		
SS000530896			Unit 4 Overhaul Services	0 107.0	0	0	244,806.34		
PS001818788			Tool Room Tool Purchases	0 107.0	0	0	10,109.11		
PS001818789			10 New Sensors - Plant 3	0 548.0	4	235	4,600.30		
PS001818790			Various Plant 3 Unit Materials	0 548.0	4	235	1,567.12		
SS000531328			Fiber Building Standby Repairs	0 548.0	4	235	2,854.36		
SS000531403			Skidsteer 500 Hour Service	0 935.2	4	340	1,217.54		
PS001819355			Tool Room Gauge	0 548.0	4	235	669.45		
SS000531592			Min-Excavator 1000hr Service	0 935.2	4	340	1,540.61		
SS000532015			Unit 12 Genset Recondition	0 107.0	0	0	144,073.28		
PC000181233			Core return	0 548.0	4	235	-1,026.50		
Total for Check/Tran - 68041:								161,943.51	
68042 1/17/25	CHK	1289	THERMO FLUIDS, INC					1,350.00	
96210244			Antifreeze Removal - 900 gallons	0 548.0	4	375	1,350.00		
68043 1/24/25	CHK	1145	PEHP GROUP INSURANCE FLEX					787.33	
FLEX 01/09/24			Employee FSA Contributions	0 243.0	0	12	787.33		
68044 1/24/25	CHK	1	DELTA DENTAL					3,857.70	
JAN-2025 DENTAL			Dental Dental Insurance Premium	0 926.0	1	12	3,857.70		

02/07/2025 8:14:12 PM

# Accounts Payable Check Register

Page 18

01/01/2025 To 01/31/2025

Bank Account: 1 - ZIONS BANK GENERAL FUND

Check / Tran Date	Pmt Type	Vendor	Vendor Name	General Ledger							
Invoice			GL Reference	Div	Account	Dept	Actv	BU	Project	Distr	Amount
68045 1/24/25	CHK	1	DAVID PHILLIPS								3,155.00
IMPACTFEERETURN			Impact Fee Return - Phillips	0	421.0	0	0			3,155.00	
68046 1/24/25	CHK	1292	DELL MARKETING L.P.								4,373.38
10789474670			Dell Monitor for Boardroom	0	935.3	6	105			601.99	
10788070523			10 Dell 27 Monitors	0	935.3	6	105			2,012.40	
10789474661			XPS 13 Computer	0	397.0	0	0			1,758.99	
Total for Check/Tran - 68046:											4,373.38
68047 1/24/25	CHK	2	KAREN THORSEN								46.30
20250122091246279			Credit Balance Refund	0	142.99	0	0			46.30	
68048 1/24/25	CHK	105	A T & T								149.58
0300550933001JAN25			Jan 2025 Phone Service	0	935.1	6	245			149.58	
68049 1/24/25	CHK	206	BLUE STAKES OF UTAH 811								439.53
UT202403530			Dec 2024 Staking Notifications	0	591.0	2	15			439.53	
68050 1/24/25	CHK	267	CHARLESTON TOWN								150.00
HALL RENTAL			Town Hall Rental - Company Party	0	930.2	1	90			150.00	
68051 1/24/25	CHK	320	CUWCD								113,462.00
13774			Dec 2024 Hydro Charges	0	555.0	5	162			113,462.00	
68052 1/24/25	CHK	353	DISH NETWORK								176.78
DISH-0225			February Cable Subscription	0	401.0	5	374			176.78	
68053 1/24/25	CHK	386	BORDER STATES INDUSTRIES INC.								1,157.48
929705089			Tower Lights (3) and Batteries (3)	0	402.2	2	260			1,074.00	
929705101			Ward - Adjustable Pliers	0	402.2	2	155			83.48	
Total for Check/Tran - 68053:											1,157.48
68054 1/24/25	CHK	428	FREEDOM MAILING								4,733.44
49504			December Cycle 2 Statements	0	921.5	1	55			4,733.44	

02/07/2025 8:14:12 PM

# Accounts Payable Check Register

Page 19

01/01/2025 To 01/31/2025

Bank Account: 1 - ZIONS BANK GENERAL FUND

Check / Tran Date	Pmt Type	Vendor	Vendor Name	General Ledger							
Invoice			GL Reference	Div	Account	Dept	Actv	BU	Project	Distr	Amount
68055 1/24/25	CHK	448	CORPORATE TRADITIONS, INC								1,820.00
7EA9D7F9-0008			Q4 Safety Award gift certificates	0	930.2	1	410			1,820.00	
68056 1/24/25	CHK	451	GUARDIAN								3,190.61
GUARD 0225			February 2025 Accident Insurance Premium	0	926.0	1	12			3,190.61	
68057 1/24/25	CHK	456	GRAINGER, INC.								2,769.03
9357624585			Electric Unit Heater Lower Snake Creek	0	542.0	8	235			2,706.74	
9359800506			Drainage Tarp	0	935.0	1	187			62.29	
Total for Check/Tran - 68057:											2,769.03
68058 1/24/25	CHK	656	LIGHTHOUSE								337.89
1054435			2025 Whistleblower Hotline	0	401.0	1	374			337.89	
68059 1/24/25	CHK	736	PROTELESIS CORPORATION								522.09
I-100922			January SIP Trunk Support	0	935.1	6	245			522.09	
68060 1/24/25	CHK	740	IRBY CO.								1,948.61
S014139053.001			Rubber Goods Testing	0	402.1	2	265			1,948.61	
68061 1/24/25	CHK	746	FUEL NETWORK								2,944.78
F2506E00790			December 2024 Fleet Fuel	0	935.2	4	130			2,944.78	
68062 1/24/25	CHK	768	CANON SOLUTIONS AMERICA								158.30
6010424695			Office Copier Clicks	0	921.0	1	275			80.87	
6010424955			OPerations Click Counts	0	921.0	1	275			77.43	
Total for Check/Tran - 68062:											158.30
68063 1/24/25	CHK	777	MONTROSE AIR QUALITY SERVICES, L								400.00
CINV-348275			Unit 14 Compliance testing	0	548.1	4	85			400.00	
68064 1/24/25	CHK	825	LINDE GAS & EQUIPMENT INC								70.80
47185699			Flame resistant cloth Jacket	0	402.1	4	125			70.80	
68065 1/24/25	CHK	844	PEHP GROUP INSURANCE								62,272.87

02/07/2025 8:14:12 PM

# Accounts Payable Check Register

Page 20

01/01/2025 To 01/31/2025

Bank Account: 1 - ZIONS BANK GENERAL FUND

Check / Tran Date	Pmt Type	Vendor	Vendor Name	General Ledger					
Invoice			GL Reference	Div Account	Dept	ActvBU Project	Distr Amount	Amount	
474618			Feb 2025 Bond Post Retiree Ins Premium	0 926.1	1	12	260.46		
474633			Feb 2025 Health/Vision Insurance Premium	0 926.0	1	12	59,865.55		
			Feb 2025 Health/Vision Insurance Premium	0 926.1	1	12	2,146.86		
Total for Check/Tran - 68065:								62,272.87	
68066 1/24/25	CHK	845	ENBRIDGE GAS						583.62
0382516748JAN2025			Probst House January Gas Charges	0 401.1	1	405	365.82		
1344060000JAN2025			Snake Creek House January Fuel Charges	0 401.1	1	405	208.91		
8060020000JAN2025			Operations January Meter Fee	0 401.1	1	405	8.89		
Total for Check/Tran - 68066:								583.62	
68067 1/24/25	CHK	878	ESCI						3,040.00
14579			Jan 2025 Safety & Training Services	0 402.1	1	315	3,040.00		
68068 1/24/25	CHK	1073	I R H						21,476.04
304490			Generator/radiator removal	0 107.0	0	47	21,476.04		
68069 1/24/25	CHK	1075	VERIZON WIRELESS						88.72
6103115326			Dec 9 - Jan 8 SCADA	0 592.0	3	320	43.38		
			Dec 9 - Jan 8 Backup Router	0 935.3	6	355	45.34		
Total for Check/Tran - 68069:								88.72	
68070 1/24/25	CHK	1131	WHEELER MACHINERY CO.						3,120.26
PS001822520			Engine Controller	0 548.0	4	235	3,120.26		
68071 1/24/25	CHK	1196	UTILISYNC, LLC						4,950.00
INV-1701			Annual Software for Bluestaking 2025	0 591.0	2	355	4,950.00		
68072 1/24/25	CHK	1244	BUD MAHAS CONSTRUCTION, INC						934,576.00
2307 00 #8			New Bldg Pay Request # 8	0 107.0	0	47	934,576.00		
68073 1/24/25	CHK	1249	SNAP-ON INDUSTRIAL						14,095.25
ARV/63526313			Various Generation Tool Room Hand Tools	0 402.2	4	155	2,845.40		
ARV/63529201			Various Generation Tool Room Hand Tools	0 402.2	4	155	310.00		
ARV/63533984			Various Generation Tool Room Hand Tools	0 402.2	4	155	10,939.85		

02/07/2025 8:14:12 PM

# Accounts Payable Check Register

Page 21

01/01/2025 To 01/31/2025

Bank Account: 1 - ZIONS BANK GENERAL FUND

Check / Tran Date	Pmt Type	Vendor	Vendor Name	General Ledger							
Invoice			GL Reference	Div	Account	Dept	Actv	BU	Project	Distr Amount	Amount
Total for Check/Tran - 68073:											14,095.25
68074 1/24/25	CHK	1276	HOSE & RUBBER								26.16
02011623			Plant 3 Pipe plated steel	0	548.0	4	235			26.16	
68075 1/24/25	CHK	1467	NISC								16,582.84
615406			Mapping Production GIS Phase 4	0	107.0	0	0			4,250.00	
			Correct Billing Period Programming Chrg	0	401.0	1	355			500.00	
			December 2024 Bank Fees	0	921.4	1	345			340.09	
			December 2024 PDF Posting to Accounts	0	921.5	1	270			127.47	
616128			December 2024 - Monthly Software Fee	0	401.0	1	355			11,365.28	
Total for Check/Tran - 68075:											16,582.84
68076 1/31/25	CHK	1285	KOLBE WARD								450.00
BOOTS 2025			2025 Boot remimbursement	0	402.1	2	20			450.00	
68077 1/31/25	CHK	1	AMY SCHULTHESS								100.00
SCHULTHESS,REBATE125			Heat Tape Timer rebate	0	555.2	5	490			100.00	
68078 1/31/25	CHK	1	ART LANG								1,900.00
LANG,REBATE 0125			ECM rebate	0	555.2	5	160			100.00	
			Tier 3 Dual heat pump rebate	0	555.2	5	160			1,800.00	
Total for Check/Tran - 68078:											1,900.00
68079 1/31/25	CHK	1	BRADEN TUCKER								1,975.00
TUCKER,REBATE 0125			ECM rebate	0	555.2	5	160			100.00	
			Heat pump rebate	0	555.2	5	160			1,800.00	
			Smart Thermostat rebate	0	555.2	5	385			75.00	
Total for Check/Tran - 68079:											1,975.00
68080 1/31/25	CHK	1	DANIELLE HUMPHERYS								50.00
HUMPHERYS,REBATE0125			Fridge rebate	0	555.2	5	300			50.00	
68081 1/31/25	CHK	1	DAVE STOBART								75.00
STOBART,REBATE 0125			Smart Thermostat rebate	0	555.2	5	385			75.00	

02/07/2025 8:14:12 PM

# Accounts Payable Check Register

Page 22

01/01/2025 To 01/31/2025

Bank Account: 1 - ZIONS BANK GENERAL FUND

Check / Tran Date	Pmt Type	Vendor	Vendor Name	General Ledger			BU Project	Distr Amount	Amount
Invoice			GL Reference	Div	Account	Dept	Actv		
68082 1/31/25	CHK	1	DAVID SORENSEN						1,000.00
SORENSEN,REBATE 0125			Heat pump rebate	0	555.2	5	160	1,000.00	
68083 1/31/25	CHK	1	ELIZABETH HOKANSON						625.00
HOKANSON,REBATE 0125			Tier 2 A/C rebate	0	555.2	5	160	550.00	
			Smart Thermostat rebate	0	555.2	5	385	75.00	
Total for Check/Tran - 68083:									625.00
68084 1/31/25	CHK	1	FRED LAPPE						100.00
LAPPE,REBATE 0125			ECM rebate	0	555.2	5	160	100.00	
68085 1/31/25	CHK	1	HEBER VALLEY REAL ESTATE LLC						1,050.00
HVRE REBATES 0125			Level 1 A/C rebates	0	555.2	5	160	1,050.00	
68086 1/31/25	CHK	1	JACK HOGGATT						1,700.00
HOGGATT,REBATE 0125			ECM rebate	0	555.2	5	160	100.00	
			Tier 2 Heat pump rebate	0	555.2	5	160	1,600.00	
Total for Check/Tran - 68086:									1,700.00
68087 1/31/25	CHK	1	JANET DONNER						3,950.00
DONNER,REBATE 0125			ECM rebate (2)	0	555.2	5	160	200.00	
			Heat pump rebate (2)	0	555.2	5	160	3,600.00	
			Smart Thermostat rebate (2)	0	555.2	5	385	150.00	
Total for Check/Tran - 68087:									3,950.00
68088 1/31/25	CHK	1	JEFFREY THEOBALD						1,975.00
THEOBALD,REBATE 0125			ECM rebate	0	555.2	5	160	100.00	
			Tier 3 rebate	0	555.2	5	160	1,800.00	
			Smart Thermostat rebate	0	555.2	5	385	75.00	
Total for Check/Tran - 68088:									1,975.00
68089 1/31/25	CHK	1	JILL JOHNSON						450.00
JOHNSON,REBATE 0125			ECM on furnace blow motor	0	555.2	5	160	100.00	
			Tier 1 A/C	0	555.2	5	160	350.00	
Total for Check/Tran - 68089:									450.00

02/07/2025 8:14:12 PM

# Accounts Payable Check Register

Page 23

01/01/2025 To 01/31/2025

Bank Account: 1 - ZIONS BANK GENERAL FUND

Check / Tran Date	Pmt Type	Vendor	Vendor Name	General Ledger							
Invoice			GL Reference	Div	Account	Dept	Actv	BU	Project	Distr	Amount
68090 1/31/25	CHK	1	JOHN BACH								1,800.00
BACH, REBATE 0125			Heat Pump rebate	0	555.2	5	160			1,800.00	
68091 1/31/25	CHK	1	JONATHAN GESERICK								75.00
GESERICK, REBATE 0125			Smart Thermostat rebate	0	555.2	5	385			75.00	
68092 1/31/25	CHK	1	JW DAVIES								165.00
DAVIES, REBATE 0125			Ceiling fan rebates (2)	0	555.2	5	160			40.00	
			Fridge rebate	0	555.2	5	300			50.00	
			Thermosatat rebate	0	555.2	5	385			75.00	
Total for Check/Tran - 68092:											165.00
68093 1/31/25	CHK	1	KEVIN SHULTZ								75.00
SHULTZ, REBATE 0125			Smart thermostat rebate	0	555.2	5	385			75.00	
68094 1/31/25	CHK	1	LARRY HARMS								1,000.00
HARMS, REBATE 0125			Water Heater Heat pump rebate	0	555.2	5	160			1,000.00	
68095 1/31/25	CHK	1	LARRY SIMPSON								50.00
SIMPSON, REBATE 0125			Fridge rebate	0	555.2	5	300			50.00	
68096 1/31/25	CHK	1	MARCI LEMONNIER								1,800.00
LEMONNIER, REBATE0125			Tier 3 Heat pump rebate	0	555.2	5	160			1,800.00	
68097 1/31/25	CHK	1	MARK FISHLER								500.00
FISHLER, REBATE 0125			EV Charger rebate	0	555.2	5	110			500.00	
68098 1/31/25	CHK	1	MARK JACKSON								500.00
JACKSON, REBATE 0125			EV Charger rebate	0	555.2	5	110			500.00	
68099 1/31/25	CHK	1	MICHAEL DORSEY								100.00
DORSEY, REBATE 0125			ECM rebate	0	555.2	5	160			100.00	
68100 1/31/25	CHK	1	PENNY LINFORD								1,600.00
LINFORD, REBATE 0125			Tier 2 Heat pump	0	555.2	5	160			1,600.00	



02/07/2025 8:14:12 PM

# Accounts Payable Check Register

Page 24

01/01/2025 To 01/31/2025

Bank Account: 1 - ZIONS BANK GENERAL FUND

Check / Tran Date	Pmt Type	Vendor	Vendor Name	General Ledger							
Invoice			GL Reference	Div	Account	Dept	Actv	BU	Project	Distr	Amount
68101 1/31/25	CHK	1	RYAN GREFSHEIM								75.00
GREFSHEIM,REBATE0125			Smart Thermostat rebate	0	555.2	5	385			75.00	
68102 1/31/25	CHK	1	RYAN LAUB								350.00
LAUB,REBATE 0125			Tier 1 A/C rebate	0	555.2	5	160			350.00	
68103 1/31/25	CHK	1	RYAN MONETTE								50.00
MONETTE,REBATE 0125			Fridge rebate	0	555.2	5	300			50.00	
68104 1/31/25	CHK	1	SAMANTHA HARPER								189.59
HARPER,REBATE 0125			EV Charger rebate (no install)	0	555.2	5	110			189.59	
68105 1/31/25	CHK	1	SCOTT HAYS								75.00
HAYS,REBATE 0125			Smart Thermostat rebate	0	555.2	5	385			75.00	
68106 1/31/25	CHK	1	SHARYL MURRAY								350.00
MURRAY,REBATE 0125			Whole house ceiling fan (2)	0	555.2	5	160			150.00	
			Fridge rebate	0	555.2	5	300			50.00	
			Smart Thermostat (2)	0	555.2	5	300			150.00	
Total for Check/Tran - 68106:											350.00
68107 1/31/25	CHK	1	SPENCER VANLEEUEWEN								500.00
VANLEEUEWEN,REBATE125			EV Charger rebate	0	555.2	5	110			500.00	
68108 1/31/25	CHK	1	TERI STUCKY								1,975.00
STUCKY,REBATE 0125			ECM rebate	0	555.2	5	160			100.00	
			Tier 3 Heat pump rebate	0	555.2	5	160			1,800.00	
			Smart Thermosat rebate	0	555.2	5	385			75.00	
Total for Check/Tran - 68108:											1,975.00
68109 1/31/25	CHK	1	TIMOTHY BROTHERTON								75.00
BROTHERTON,REBATE125			Smart Thermostat rebate	0	555.2	5	385			75.00	
68110 1/31/25	CHK	1	TIMOTHY CONNER								500.00
CONNER,REBATE 0125			EV Charger rebate	0	555.2	5	110			500.00	

02/07/2025 8:14:12 PM

# Accounts Payable Check Register

Page 25

01/01/2025 To 01/31/2025

Bank Account: 1 - ZIONS BANK GENERAL FUND

Check / Tran Date	Pmt Type	Vendor	Vendor Name	General Ledger							
Invoice			GL Reference	Div	Account	Dept	Actv	BU Project	Distr	Amount	Amount
68111 1/31/25	CHK	1	WILLIAM MARBLE								610.00
MARBLE,REBATE 0125			Ceiling fans (3)	0	555.2	5	160			60.00	
			ECM Motor (2)	0	555.2	5	160			200.00	
			Smart Thermostat (2)	0	555.2	5	385			150.00	
			Heat tape timer(2)	0	555.2	5	490			200.00	
Total for Check/Tran - 68111:											610.00
68112 1/31/25	CHK	1	ZACHARY BRODHEAD								75.00
BRODHEAD,REBATE 0125			Smart Thermostat rebate	0	555.2	5	385			75.00	
68113 1/31/25	CHK	11	VESTIS								107.82
4583419062			01/07-01/13 Coverall Rental	0	402.1	4	265			53.91	
4583424877			Coverall Rental	0	402.1	4	125			53.91	
Total for Check/Tran - 68113:											107.82
68114 1/31/25	CHK	63	BIG O TIRES #4264								93.51
044264-25973			Truck 253 Service	0	935.2	4	340			93.51	
68115 1/31/25	CHK	216	JAN-PRO OF UTAH - MIDVALE								1,709.00
349332			Janitorial Service for February 2025	0	401.1	1	30			1,709.00	
68116 1/31/25	CHK	261	CENTURYLINK								227.82
333641720JAN25			Jan-2025 Phone Charges 435-654-1118	0	935.1	6	245			39.85	
333725663JAN25			Jan-2025 Phone Charges 435-654-7103	0	935.1	6	245			134.24	
333725665JAN25			Jan-2015 Phone Charges 435-654-1682	0	935.1	6	245			53.73	
Total for Check/Tran - 68116:											227.82
68117 1/31/25	CHK	568	CLYDE HVAC LLC								1,010.00
1371			HVAC Service for Line shop,Gen fuel room	0	935.0	1	160			1,010.00	
68118 1/31/25	CHK	644	US BANK NATIONAL ASSOCIATION								276,479.20
43462			January - 2012 Bond Payment	0	136.2	0	18			8,666.66	
43493			January - 2019 Bond Payment	0	136.6	0	18			91,062.50	
45506			January - 2023 Bond Payment	0	136.51	0	18			176,750.04	

02/07/2025 8:14:12 PM

# Accounts Payable Check Register

Page 26

01/01/2025 To 01/31/2025

Bank Account: 1 - ZIONS BANK GENERAL FUND

Check / Tran Date	Pmt Type	Vendor	Vendor Name	General Ledger					
Invoice			GL Reference	Div	Account	Dept	Actv	BU Project	Distr Amount
									Amount
Total for Check/Tran - 68118:									276,479.20
68119 1/31/25	CHK	698	LYTHGOE DESIGN GROUP, INC						7,488.00
2724			Dec-2024 Design Hours - Admin Bldg	0	107.0	0	0		1,139.40
2725			December Design Hours - Cogen Bldg	0	107.0	0	0		5,831.10
2729			December Architect Hours - Train Redesig	0	107.0	0	0		517.50
Total for Check/Tran - 68119:									7,488.00
68120 1/31/25	CHK	734	MOUNTAINLAND ONE STOP						34.07
152950			Forklift propane	0	935.2	4	130		34.07
68121 1/31/25	CHK	740	IRBY CO.						128,875.41
S014142597.001			PO Materials Received	0	154.0	0	0		5,278.55
S013564553.002			PO Materials Received	0	154.0	0	0		25,000.00
S014123986.002			PO Materials Received	0	154.0	0	0		770.26
S014120045.002			PO Materials Received	0	154.0	0	0		1,416.00
S014141464.003			PO Materials Received	0	154.0	0	0		4,200.00
S014141464.001			PO Materials Received	0	154.0	0	0		15,600.00
S014142477.001			PO Materials Received	0	154.0	0	0		1,790.00
S013219116.003			PO Materials Received	0	154.0	0	0		5,485.00
S014013040.004			PO Materials Received	0	154.0	0	0		1,005.00
S014125398.001			HAST 06-186 CANNISTER FOR HV-312	0	402.2	2	155		165.00
S013742603.001			PO Materials Received	0	154.0	0	0		1,950.00
S014142597.002			PO Materials Received	0	154.0	0	0		300.00
S014130350.003			PO Materials Received	0	154.0	0	0		12,795.00
S014097385.001			HAST EV-40 TELESCOPIC HOT	0	402.2	1	155		670.00
S014142477.002			PO Materials Received	0	154.0	0	0		225.00
S014141464.002			PO Materials Received	0	154.0	0	0		150.00
S014142597.003			PO Materials Received	0	154.0	0	0		3,150.00
S014117983.005			PO Materials Received	0	154.0	0	0		4,050.00
S013973411.018			PO Materials Received	0	154.0	0	0		2,700.00
			4-Points Received	0	591.0	2	235		6,750.00

02/07/2025 8:14:12 PM

# Accounts Payable Check Register

Page 27

01/01/2025 To 01/31/2025

Bank Account: 1 - ZIONS BANK GENERAL FUND

Check / Tran Date	Pmt Type	Vendor	Vendor Name	General Ledger					
Invoice			GL Reference	Div Account	Dept	ActvBU Project	Distr Amount	Amount	
S014073062.002			Safety Kit	0 402.1	4	315	550.00		
			Fluke Kit with Probe Extender	0 402.2	4	155	145.00		
S014147164.001			PO Materials Received	0 154.0	0	0	34,688.60		
S014145540.002			YGLV 16-5100-14-08 LEATHER/SUEDE CUFF GL	0 402.1	2	315	42.00		
Total for Check/Tran - 68121:								128,875.41	
68122 1/31/25	CHK	774	DEVAN CLYDE						125.00
PHYSICAL REIMB 0125			CDL Physical Rembursement	0 401.0	2	95	125.00		
68123 1/31/25	CHK	780	O'REILLY AUTOMOTIVE INC						501.35
3664-462914			Core Returns on Inv 3664-462911	0 935.2	4	235	-44.00		
3664-462385			Truck 269 PWR Inverter	0 935.2	4	235	64.99		
3664-462911			Truck 202 Battery	0 935.2	4	235	337.44		
3664-463670			Truck 207 BLUEDEF 2.5	0 935.2	4	130	39.98		
3664-464304			Truck 262 BLUEDEF 2.5	0 935.2	4	130	39.98		
3664-464342			Truck 207 16oz Motor treatment	0 935.2	4	187	22.98		
3664-464217			Truck 273 BLUEDEF 2.5	0 935.2	4	130	39.98		
Total for Check/Tran - 68123:								501.35	
68124 1/31/25	CHK	922	SHRED-IT USA						157.88
8009444288			Operations Shredding Service	0 921.0	1	75	79.48		
8009445611			Office Shredding Service	0 921.0	1	75	78.40		
Total for Check/Tran - 68124:								157.88	
68125 1/31/25	CHK	1014	TIMBERLINE GENERAL STORE						702.21
181534			Hydro Cleaning Supplies	0 542.0	8	375	76.72		
181533			Hydro De-Icing Supplies	0 542.0	8	375	6.99		
181611			Water Boots	0 402.2	4	155	96.96		
181628			Cutend Mophead	0 548.0	4	375	29.97		
181751			Generation Split Rings and Batteries	0 548.0	4	235	15.97		
181665			Rivots	0 548.0	4	375	9.99		
181777			Keypad	0 935.0	1	187	54.99		
181794			Misc Nuts and Bolts	0 935.0	1	187	1.18		

02/07/2025 8:14:12 PM

# Accounts Payable Check Register

Page 28

01/01/2025 To 01/31/2025

Bank Account: 1 - ZIONS BANK GENERAL FUND

Check / Tran Date	Pmt Type	Vendor	Vendor Name	General Ledger					
Invoice			GL Reference	Div Account	Dept	ActvBU Project	Distr Amount	Amount	
181796			Batteries	0 591.0	2	375	101.94		
181978			Misc Connectors	0 591.0	2	235	6.00		
181980			Misc Connectors - Kelly	0 591.0	2	235	27.62		
182048			Misc parts for Upper Snake Creek	0 542.0	8	235	146.92		
182066			Locator tools for Mark Walker	0 402.2	2	155	19.47		
182104			Truck 251 Mag Nut set, Bits	0 402.2	2	155	24.97		
182122			Truck 205 Nuts & Bolts	0 591.0	2	235	30.54		
182144			Skill-Saw blades for Warehouse	0 402.2	1	260	11.99		
182176			Pushbroom	0 935.0	1	375	39.99		
Total for Check/Tran - 68125:								702.21	
68126 1/31/25	CHK	1015	BROOKLYN NICHOLAS						3,775.00
SCHOOL REIMBURSEMENT			WGU School Reimbursement	0 401.2	1	78	3,775.00		
68127 1/31/25	CHK	1047	US DEPT OF ENERGY						68,831.62
JJPB1643A1224			December Hydro Energy	0 555.0	5	162	68,831.62		
68128 1/31/25	CHK	1091	WASATCH AUTO PARTS						763.52
311542			Industrial Cleaner & Degreaser	0 548.0	4	187	363.96		
312714			Truck 259 Battery	0 935.2	4	235	373.98		
312782			DEF for Backhoe	0 935.2	4	130	25.58		
Total for Check/Tran - 68128:								763.52	
68129 1/31/25	CHK	1131	WHEELER MACHINERY CO.						11,888.62
PS001823036			Various Parts	0 548.0	4	235	1,440.64		
PS001823955			Various Parts	0 548.0	4	235	579.79		
PS001823956			Various Parts	0 548.0	4	235	5,515.06		
PS001824641			Various Parts for Plant 3 Engines	0 548.0	4	235	3,774.06		
PS001816048			Bracket for Plant 2	0 548.0	4	235	89.63		
PS001826183			PLant 3 Various Unit Parts	0 548.0	4	235	489.44		
Total for Check/Tran - 68129:								11,888.62	
68130 1/31/25	CHK	1207	STYLED LIFE DESIGN						5,231.15

02/07/2025 8:14:12 PM

# Accounts Payable Check Register

Page 29

01/01/2025 To 01/31/2025

Bank Account: 1 - ZIONS BANK GENERAL FUND

Check / Tran Date	Pmt Type	Vendor	Vendor Name	General Ledger			BU Project	Distr Amount	Amount
Invoice			GL Reference	Div Account	Dept	Actv			
1203-1			New Bldg design work - Feb 2025	0107.0	0	100		5,231.15	
68131 1/31/25	CHK	1237	BURT BROTHERS						2,132.04
1220009930			Truck 251 Tire package & service	0935.2	4	340		2,132.04	
68132 1/31/25	CHK	1249	SNAP-ON INDUSTRIAL						663.80
ARV/63554016			4 pc Adjustable Wrench Set	0402.2	4	155		405.40	
ARV/63557502			54 Inch Green Prybar	0402.2	4	155		210.40	
ARV/63592493			1/2 Inch 6pt Socket	0402.2	4	155		48.00	
Total for Check/Tran - 68132:									663.80
68133 1/31/25	CHK	1263	EPIC ENGINEERING						505.05
20250088			Material Testing on New Bldg - Dec 2024	0107.0	0	100		505.05	
68134 1/31/25	CHK	1291	NORCO INC						1,797.49
0042633115			Various Generation Welding Tools/Supplie	0402.2	4	155		302.49	
0042692426			HOU 0904109	0394.0	0	0		1,495.00	
Total for Check/Tran - 68134:									1,797.49
68135 1/31/25	CHK	1145	PEHP GROUP INSURANCE FLEX						787.33
FLEX 01/23/25			Employee FSA Contributions	0243.0	0	12		787.33	
Total for Bank Account - 1 :								(205)	4,418,541.50
Grand Total :								(205)	4,418,541.50

02/07/2025

8:14:12 PM

# Accounts Payable Check Register

Page 30

**PARAMETERS ENTERED:****Check Date:** 01/01/2025 To 01/31/2025**Bank:** 1**Vendor:** All**Check:****Journal:** All**Format:** GL Accounting Distribution**Extended Reference:** No**Sort By:** Check/Transaction**Voids:** None**Payment Type:** All**Group By Payment Type:** No**Minimum Amount:** 0.00**Authorization Listing:** No**Credit Card Charges:** No

---

## Agenda Item 3: Discussion and Possible Approval of Amended Customer Rules

---



Board Meeting February 26, 2025

---



## AGREEMENT FOR SALE AND PURCHASE OF REAL PROPERTY

This Agreement for Sale and Purchase of Real Estate (the “**Agreement**”) is entered into as of the 26<sup>th</sup> day of February, 2025 (the “**Effective Date**”), by and between **HEBER LIGHT & POWER COMPANY**, a Utah interlocal entity (“**Seller**”) and **HEBER CITY COMMUNITY REINVESTMENT AGENCY**, a political subdivision of the State of Utah, and its successors or assigns (“**Buyer**”).

### RECITALS

A. Seller owns approximately 0.41 acres of real property, County APN 00-0004-9119, located in Wasatch County, State of Utah, as more fully described on Exhibit A attached hereto (the “**Real Property**”).

B. Buyer desires to purchase the Real Property, together with all together with (i) all easements, rights of way, benefits, privileges, rights, and appurtenances running with, related to, or pertaining thereto, (ii) all improvements of any kind located on, and all of Seller’s right, title and interest in any land lying in any street, road or avenue in front of or adjoining, such Real Property, (iii) any and all entitlements, approvals, consents, goodwill, zoning rights, use rights, and other intangible assets and/or rights of any kind whatsoever related or appurtenant to such Real Property (collectively, the “**Property**”).

### TERMS AND CONDITIONS

In consideration of the amounts to be paid and the mutual promises contained herein, Buyer and Seller agree as follows:

#### ARTICLE I

#### AGREEMENT TO PURCHASE AND SELL; PURCHASE PRICE

1.1 Purchase and Sale. In accordance with the terms and conditions set forth in this Agreement, and subject to the conditions precedent set forth in Section 1.4 below (or in any other provision of this Agreement), Seller agrees to convey to Buyer, and Buyer agrees to purchase and take from Seller, fee simple title in and to the Property.

1.2 Purchase Price. The purchase price for the Property (the “**Purchase Price**”) is EIGHT HUNDRED SEVENTY SIX THOUSAND DOLLARS (\$876,000.00).

1.3 Payment of Purchase Price. Buyer shall pay the Purchase Price to Seller, as adjusted for prorations on the Closing Date, in cash, by cashier’s check, or other immediately available funds.

1.4 Conditions Precedent to Purchase. The purchase of the Property by Buyer, and Buyer’s obligations to close and consummate the purchase and sale transaction described herein, is expressly contingent on, conditioned on, and subject to the satisfaction, at Buyer’s sole discretion, of all of the conditions listed below. In the event any one of the following items or issues has not been satisfied by the Closing Date (defined below), Buyer shall have the option (at

Buyer's sole discretion) of terminating this Agreement or may defer Closing for up to sixty (60) additional days.

(a) Buyer's receipt before the Closing occurs of the Title Policy (defined below), or of the Title Company's irrevocable promise and commitment to issue the Title Policy in accordance with paragraph 2.1.

(b) Buyer and Seller have negotiated a lease agreement whereby Seller is allowed to continue to occupy the property after closing, in substantially the form attached hereto as **Exhibit C** (the "**Lease Agreement**").

(c) The full and complete satisfaction of all other terms, conditions and obligations of Seller under this Agreement.

## **ARTICLE II TITLE INSURANCE**

### **2.1 Commitment of Title Insurance.**

(a) **Commitment.** Buyer is in possession of, or will obtain, a commitment for extended owner's title insurance covering the Property (the "**Commitment**"), issued by the Title Company. The commitment shall be updated by the Title Company to a date on or after the date of this Agreement.

(b) **Objections to Title.** Buyer shall have fourteen (14) days following full execution of this Agreement and receipt of the updated Commitment to provide any written objections to any matter or issue set forth or disclosed in the Commitment, which objections may include matters and issues shown on any survey of the Property (collectively, the "**Title/Survey Objections**"). If Buyer does not timely deliver written notice of its Title/Survey Objections to Seller, Buyer shall be deemed to have approved of all matters set forth in the Commitment and on any survey. If Title/Survey Objections are timely made, Seller shall determine, at its sole discretion, as to each Title/Survey Objection, whether Seller is willing or able to eliminate (or obtain affirmative coverage in the Title Policy) over each of the Title/Survey Objections. At least five (5) business days prior to the end of the Due Diligence Period (defined below), Seller shall notify Buyer in writing as to those Title/Survey Objections that Seller will cause to be cured, eliminated, or insured over at Closing. Notwithstanding the foregoing, Seller shall be obligated to eliminate any deeds of trust, mortgages, judgment liens, mechanics' liens, materialmen's liens and other liens (the "**Liens**") recorded against the Property to the extent caused by, or arising as a result of, any actions or inactions by, on behalf of, or under the direction of, Seller. If (a) Seller's written notice indicates that Seller is unable or unwilling to eliminate or provide affirmative coverage over any Title/Survey Objections (other than the Liens), upon terms acceptable to Buyer at Buyer's sole discretion, or (b) Seller does not timely deliver the written notice as required hereunder, then in either event Buyer may (i) waive the Title/Survey Objections that Seller was unwilling or unable to cure and otherwise purchase the Property subject to

the other terms and conditions of this Agreement, or (ii) terminate this Agreement by either giving written notice to Seller at any time before the Closing occurs, whereupon neither Buyer nor Seller shall have any further right, liability, duty or obligation under this Agreement, except for agreements or covenants that specifically survive termination. Matters to which Buyer does not object shall be deemed to be “**Permitted Exceptions**” and shall not be considered objections to any matter contained in the Commitment.

- (c) Delivery of Title Insurance. Except as otherwise stated in Section 2.1(b), Seller shall obtain and deliver to Buyer within ten (10) days after the Closing Date an ALTA Extended Owner’s Policy of title insurance in the amount of the Purchase Price (in a form satisfactory to Buyer), which title policy shall (i) be effective as of the Closing Date, (ii) contain no exceptions other than the Permitted Exceptions, and (iii) include any and all endorsements requested by Buyer (collectively, the “**Title Policy**”). Buyer shall pay for the cost of the above stated Title Policy.

### **ARTICLE III REPRESENTATIONS AND WARRANTIES**

3.1 Representations and Warranties of Seller. Seller makes the following representations and warranties to Buyer, as of the date of this Agreement and as of the Closing Date, each of which representations and warranties shall extend beyond and survive the Closing Date and delivery of the deed for the Property from Seller to Buyer:

(a) Seller has and on the Closing Date will have good and marketable fee simple title to the Property, free and clear of all encumbrances, liens, claims, or reservations, except as specifically approved by Buyer under this Agreement.

(b) Seller has the right, power and authority to execute, deliver, and perform this Agreement and the execution, delivery, and performance of this Agreement have been duly authorized by all necessary corporate (or other) actions on the part of Seller. Upon execution and delivery this Agreement, this Agreement shall constitute valid and binding obligations of Seller enforceable against Seller in accordance with its terms.

(c) Seller is unaware of and has not received notice any judgment, suit, claim, action, arbitration, legal, administrative, eminent domain action, or other proceeding or governmental investigation, pending or threatened, with respect to the Property and no activities or events have occurred on or in connection with the Property that could give rise to any such claims or proceedings.

(d) Seller has not received any notices, demands, or deficiency statements from any mortgagee of the Property or from any state, municipal, or county government or agency or any insurer relating to the Property and which have not been cured or remedied except property valuation and tax notices issued by the county which are not yet due and payable.

(e) Except as otherwise expressly disclosed in the Commitment, the Property is not subject to any proposed special assessment or to any existing special assessment lien arising as a result of any works or improvements completed, installed, or contemplated at or before the Closing Date.

(f) No contracts, leases, licenses, commitments, or undertakings of which Seller is a party exist relating to the Property.

(g) Seller has paid and shall pay all liens, charges, taxes, and assessments for the Property arising prior to the Closing Date.

(h) No person, broker or entity, whether or not affiliated with either party is entitled to a commission, finder's fee, or other compensation arising from this Agreement, as regarding Seller.

(i) During the period from the Effective Date until the Closing Date, Seller shall maintain the Property and all improvements and personal property thereon (or related thereto) in a good and clean condition, and to the extent in Seller's control, shall preserve in all respects all value in the Property.

(j) Neither Seller nor any of its affiliates has made any assignment for the benefit of creditors, filed any petition in bankruptcy, been adjudicated insolvent or bankrupt, petitioned or applied to any tribunal for any receiver, conservator or trustee of it or any of its property or assets, or commenced any action or proceeding under any reorganization arrangement, readjustment of debt, conservation, dissolution or liquidation law or statute of any jurisdiction; no such action or proceeding has been commenced or threatened against Seller by any creditor, claimant, governmental authority or any other person or entity. Seller is not currently contemplating making any such assignment for the benefit of creditors, or filing any bankruptcy petition as more fully described above.

3.2 Representations and Warranties of Buyer. Buyer makes the following representations and warranties to Seller, as of the date of this Agreement and as of the Closing Date, each of which representations and warranties shall survive the Closing and delivery of the deed for the Property from Seller to Buyer.

(a) Buyer has the right, power and authority to execute, deliver, and perform this Agreement.

(b) No person, broker or entity, whether or not affiliated with Buyer, is entitled to a commission, finder's fee, or other compensation arising from this Agreement as regarding Buyer. Buyer shall indemnify, defend, and hold Seller harmless from and against any and all claims, loss, or damage relating to or arising out of any claim for compensation by any broker, person, or entity claiming by or through Buyer.

## ARTICLE IV SELLER'S USE OF THE PROPERTY

From and after Seller's execution of this Agreement, Seller shall not, without the prior written consent of Buyer, grant or convey any easement, lease, license, permit, encumbrance, or any other legal or beneficial interest in or to the Property or engage in any negotiations with any party other than Buyer regarding the purchase or sale of the Property. Seller shall not enter into any service contract or other agreement related to the Property that would be binding on Buyer after the Closing. Except as otherwise provided for herein, Seller agrees to pay, as and when the same are due, all payments on any encumbrances presently affecting the Property and any and all taxes, assessments, and levies with respect to the Property through the Closing Date.

## ARTICLE V MISCELLANEOUS

5.1 No Due Diligence. Buyer's purchase of the Property is **not** conditioned on due diligence by Buyer.

5.2 No Financing Condition. Closing is **not** conditioned on Buyer successfully obtaining financing

5.3 Personal Property; Exclusions. Any personal property remaining on the Property at the later of (i) Closing or (ii) the termination of the Lease Agreement shall be property of Buyer. The backup generator and transfer switch are excluded from the sale and may be removed by Seller at any time prior.

5.4 As-Is Condition. Buyer is purchasing the Property in as-is condition and Seller makes no warranties of any kind as to the condition of the Property or the suitability of the Property for any use contemplated by Buyer.

5.5 No Water. No water shares or water rights are included in this transaction.

5.6 Property Information. Seller hereby agrees to deliver or cause to be delivered at Seller's sole expense, within fourteen (14) days after the Effective Date, all of the following to Buyer (collectively, the "**Property Information**"), to the extent such Property Information is in Seller's possession or reasonable control, or in the possession or reasonable control of any of Seller's agents or contractors:

- (a) All surveys of the Property;
- (b) All environmental reports, studies, and site assessments relating to the Property;
- (c) All traffic, engineering, soil, geotechnical, and hazardous substance reports, tests and inspection results and other similar tests, investigations or studies relating to the Property;
- (d) All documents of any kind related to the construction, purchase, sale, and or transfer of the Property;

(g) All documents, agreements, contracts, written notices, memorandums of understanding, letters of intent, permits, or other information of any kind related to any and all utilities for the Property, and, if applicable, for each and every Lot within the Property (including the availability thereof);

(j) Any and all leases of any kind related to, encumbering, or affecting the Property (whether or not shown or disclosed on the Title Commitment); and

To Seller's knowledge, there are no false, untrue, or misleading statements or information in any of the Property Information. In addition, until Closing, to the extent Seller received any new or additional information related to any of the foregoing, Seller will promptly provide such information to Buyer.

## **ARTICLE VI CLOSING**

6.1 Time and Place of Closing. The purchase and sale transaction contemplated by this Agreement shall be consummated through a closing conference (the "Closing"), which shall be held at the Title Company not more than thirty (30) days after Buyer has given notice to Seller that all of the conditions precedent set forth in Section 1.4 have been satisfied to Buyer's satisfaction in Buyer's sole discretion (the "Closing Date"), but in no event later than **April 30, 2025** or at such earlier time and place as the parties may mutually agree in writing.

6.2 Actions at Closing. At the Closing, the following events shall occur and each being declared to have occurred simultaneously with the other:

(a) All documents to be recorded and funds to be delivered hereunder shall be delivered to the Title Company in escrow, to hold, deliver, record and disburse in accordance with supplemental escrow instructions, the form and content of which shall be agreed to by the parties prior to Closing.

(b) At the Closing or sooner as otherwise stated in the escrow instructions, the following shall occur:

(i) Seller shall deliver or cause to be delivered in accordance with the escrow instructions:

(1) A Special Warranty Deed, in the form attached hereto as **Exhibit B**, conveying the Property to Buyer subject only to the Permitted Exceptions, which deed shall be duly executed and acknowledged by Seller and in proper form in all respects for recording in Wasatch County, Utah;

(2) All documentation, including without limitation an owner's affidavit, that the Title Company deems necessary or desirable in order to allow the Title Company to provide Buyer with the Title Policy;

(3) An affidavit fully executed and properly acknowledged by Seller, as required by Internal Revenue Code Section 1445(b)(2), in a form reasonably acceptable to the Title Company and to Buyer;

(4) All other documents required to be executed by Seller pursuant to the terms of this Agreement; and

(5) Any and all proration amounts as more fully set forth in this Agreement.

(ii) Buyer shall deliver or cause to be delivered in accordance with the escrow instructions:

(1) The Purchase Price to be paid as provided in Section 1.3 hereof; and

(2) All other documents required to be executed by Buyer pursuant to the terms of this Agreement.

(c) Buyer and Seller shall each deliver to the other, two executed copies of the Buyer's and Seller's settlement statement setting forth all prorations, credits provided in this Agreement, disbursements of the Purchase Price, and expenses of the Closing.

(d) Except as otherwise specifically set forth herein, Buyer and Seller shall share equally any Closing or escrow charges of the Title Company.

6.3 Seller's Remedies. In the event this transaction fails to close due to Buyer's fault or inability to close after the expiration of the Due Diligence Period, Seller, as Seller's sole and exclusive remedy, shall have the right to retain the Earnest Money Deposit, if any, as liquidated damages for Buyer's failure to close. The parties hereby agree that such amount is reasonable compensation to Seller for Buyer's failure to close, since the precise damage to Seller due to such failure of Buyer would be very difficult or impossible to determine.

6.4 Buyer's Remedies. In the event this transaction fails to close due to Seller's fault, Buyer shall be entitled to have the Earnest Money Deposit, if any, returned and shall be entitled to any and all other remedies available at law or in equity, including (without limitation) specific performance.

## **ARTICLE VII PRORATIONS**

7.1 Prorations Between Seller and Buyer. The following prorations shall be made between Seller and Buyer as of the Closing Date:

(a) Closing costs shall be apportioned between the parties in accordance with the normal and customary practice of commercial real estate transactions in Wasatch County, Utah.

## **ARTICLE VIII RELEASE, ASSUMPTION, AND INDEMNITY**

Seller shall release, indemnify, save, hold harmless, and defend Buyer against any and all claims, suits, losses, liabilities, costs, expenses, or damages made against or incurred by Buyer relating to the condition (environmental or otherwise) of the Property prior to the Closing Date or any activity in connection with the Property that occurred prior to the Closing Date.

## **ARTICLE IX LOSS OF THE PROPERTY PRIOR TO CLOSING**

9.1 Risk of Loss. The risk of loss with respect to the Property shall be borne by Seller until the Closing occurs.

9.2 Condemnation. If any portion of the Property becomes the subject of a condemnation proceeding(s), Seller shall promptly notify Buyer in writing of such proceedings, and Buyer shall have the option to (i) terminate this Agreement with written notice to Seller, or (ii) elect not to terminate this Agreement, in which event this Agreement shall remain in full force and effect. If Buyer does not make any election within fifteen (15) days after receipt of Seller's written notification of such condemnation proceedings(s), then Buyer shall be deemed to have elected to not terminate this Agreement. If Buyer does not terminate the Agreement (or is deemed not to have terminated this Agreement), then at Closing (a) Seller shall pay to Buyer all condemnation awards or proceeds from any such proceedings or actions in lieu thereof received by Seller to the date of Closing, (b) Seller shall assign to Buyer all of Seller's rights to defend such proceedings or actions in lieu thereof, and all of Seller's rights to receive any additional condemnation awards or proceeds, and (c) Buyer shall take the Property subject to any such condemnation proceeding(s). As used herein, the phrase "becomes the subject of a condemnation proceeding(s)" shall mean any notice or knowledge by Seller of any formal or informal condemnation by any governmental authority against any portion of the Property.

9.3 Casualty. If the Property shall be damaged by any casualty of any kind prior to Closing, Seller shall promptly notify Buyer in writing of such damage, and Buyer shall have the option to (i) terminate this Agreement with written notice to Seller, in which event the Earnest Money Deposit, if any, shall be immediately returned to Buyer, or (ii) elect not to terminate this Agreement, in which event this Agreement shall remain in full force and effect. If Buyer does not make any election within fifteen (15) days after receipt of Seller's written notification of such damage, then Buyer shall be deemed to have elected to not terminate this Agreement. If Buyer does not terminate the Agreement (or is deemed not to have terminated this Agreement), then at Closing (a) Seller shall pay to Buyer all insurance awards or proceeds from any such damage or received by Seller to the date of Closing, (b) Seller shall assign to Buyer all of Seller's rights to any additional awards or proceeds, and (c) Buyer shall take the Property subject to any such damage.



**ARTICLE X**  
*(reserved)*

**ARTICLE XI**  
**GENERAL PROVISIONS**

11.1 Entire Agreement. This Agreement contains the entire agreement between the parties respecting the matters herein set forth and supersedes all prior agreements, which written or oral, between the parties respecting such matters. Any amendments or modifications hereto in order to be effective shall be in writing and executed by the parties hereto.

11.2 Amendments. This Agreement may be amended or modified only by mutual written agreement of the parties hereto.

11.3 Survival. All warranties, representations, covenants, and agreements contained in this Agreement (including without limitation the release and indemnity described in Article VIII above) shall survive the execution and delivery of this Agreement and all documents delivered in connection with this Agreement and shall survive the Closing of the transactions contemplated by this Agreement and all performances in accordance with this Agreement.

11.4 Successors and Assigns. This Agreement shall be binding upon and inure to the benefit of the parties hereto and their respective successors, heirs, administrators, and assigns; provided, however, that notwithstanding the foregoing, Seller's interest under this Agreement may be assigned, encumbered, or otherwise transferred, whether voluntarily, involuntarily, by operation of law or otherwise. Buyer may assign this Agreement to Heber City or another governmental entity associated with Heber City, but not otherwise.

11.5 Notices. Any notice, demand, or document which any party is required or any party desires to give or deliver to or make upon any other party shall be in writing, and may be personally delivered or given or made by recognized overnight courier service or by United States registered or certified mail, return receipt requested, with postage prepaid, addressed as follows:

To Seller:      Heber Light & Power Company  
                     31 South 100 West  
                     Heber City, UT 84032  
                     Attn: Bart Miller

To Buyer:      Heber City  
                     75 N. Main Street  
                     Heber City, UT 84032  
                     Attn: Matt Brower

Any party may designate a different address for itself by notice similarly given. Unless provided herein, any such notice, demand or document so given shall be effective upon delivery of the same to the proper address of the party or parties to whom the same is to be given.

11.6 Time of Essence. Time is of the essence in the performance of each and every term, condition, and covenant of this Agreement.

11.7 Counterparts. This Agreement may be executed in one or more counterparts, each of which shall be deemed an original, but all of which together shall constitute one and the same instrument.

11.8 Headings. Any and all headings herein contained are for purposes of identification only and shall not be considered in construing this Agreement.

11.9 Attorneys' Fees. The prevailing party in any legal proceeding brought to enforce rights hereunder shall recover from the other party its reasonable attorney fees and costs. As used herein in the term "prevailing party" means the party entitled to recover the costs in any suit, whether or not brought to judgment, and whether or not incurred before or after the filing of suit.

11.10 Waiver. Except as herein expressly provided, no waiver by a party of any breach of this Agreement or any warranty or representation under this Agreement by another party shall be deemed to be a waiver of any other breach of any kind or nature (whether preceding or succeeding and whether or not of the same or similar nature) and no acceptance of payment or performance by a party after any such breach by another party shall be deemed to be a waiver of any further breach of this Agreement or of any representation or warranty by such other party whether or not the first party knows of such a breach at the time it accepts such payment or performance. No failure on the part of a party to exercise any right it may have by the terms of this Agreement or by law upon the default of another party, and no delay in the exercise of any such right by the first party at any time when such other party may be in default, shall operate as a waiver of any default, or as a modification in any respect of the provision of this Agreement.

11.11 Exhibits. Any and all exhibits attached or to be attached hereto are hereby incorporated and made a part of this Agreement by reference.

11.12 Governing Law. This Agreement shall be governed and construed in accordance with the laws of the State of Utah.

11.13 No Recording. This Agreement shall not be recorded in the real property records.

11.14 Further Instruments. Each party hereto shall from time to time execute and deliver such further documents or instruments as the other party, its counsel, or the Title Company may reasonably request to effectuate the intent of this Agreement, including without limitation documents necessary for compliance with the laws, ordinances, rules, and regulations of any applicable governmental authorities.

11.15 Confidentiality. The Purchase Price and terms of this Agreement are intended by both parties to be confidential during the operative period of this Agreement. Therefore, except as

directed by a court, administrative authority or required by subpoena or by law, neither party shall disclose the Purchase Price or terms of this Agreement or any other non-public information related hereto; provided, however, Buyer may disclose any and all information related to this Agreement or the Property to any and all consultants, attorneys, employees, contractors, agents, representatives, lenders, and others to the extent necessary to evaluate, inspect, or review the Property and the purchase and sale transaction as described herein.

IN WITNESS WHEREOF, the parties hereto have executed this Agreement effective as of the date and year first above written.

*[remainder of page intentionally left blank; signature page follows]*

**“Seller”**

HEBER LIGHT & POWER COMPANY

By: \_\_\_\_\_

Jason Norlen, General Manager

Date Signed:

**“Buyer”**

HEBER CITY COMMUNITY REINVESTMENT  
AGENCY

By: Heidi Franco

Name: Heidi Franco

Title: CRA Chair

Date Signed:

**EXHIBIT A**

*PROPERTY DESCRIPTION*

**Parcel # 00-0004-9119**

BEG SW COR LOT 3, BLK 79, HEBER SURVEY; N00°48'E 83 FT; S88°58'E 100 FT;  
N00°48'E 16.5 FT; S88°58'E 45 FT; S00°48'W 16.5FT; S88°58'E 54.32 FT; S00°48'W 87 FT;  
N88°58'W 110 FT; N00°48'E 4 FT; N88°58'W 89.32 FT TO BEG.

**EXHIBIT B**

*FORM OF DEED*

Grantee mailing address:

Heber City Community Reinvestment Agency  
75 N. Main Street  
Heber City, UT 84032  
Attn: City Manager

---

**SPECIAL WARRANTY DEED**

FOR AND IN CONSIDERATION of the sum of TEN and 00/100 Dollars (\$10.00) cash in hand paid, and other good and valuable consideration, the receipt and sufficiency of all of which are hereby acknowledged, **HEBER LIGHT & POWER COMPANY**, a Utah interlocal entity and political subdivision of the State of Utah (“**Grantor**”), has bargained and sold, and by these presents does transfer and convey to **HEBER CITY COMMUNITY REINVESTMENT AGENCY**, a Utah community reinvestment agency and political subdivision of the State of Utah (“**Grantee**”), certain land in Wasatch County, State of Utah, being more particularly described on Exhibit A attached to this Special Warranty Deed and incorporated herein by this reference.

This Special Warranty Deed is subject to all easements, rights of ways, covenants, restrictions, reservations, applicable building and zoning ordinances and use regulations and restrictions of record, and payment of accruing property taxes and assessments.

Grantor further covenants and binds itself to warrant and forever defend the title to the property to the said Grantee, Grantee’s successors and assigns, against the lawful claims of all persons whomsoever claiming by, through or under Grantor, but not otherwise.

*[signature page follows]*

WITNESS, the hand of said Grantor this \_\_\_\_ day of \_\_\_\_\_, 2025.

**HEBER LIGHT & POWER COMPANY**

By: \_\_\_\_\_  
Jason Norlen, General Manager

State of Utah            )  
                                  §  
County of Wasatch    )

On this \_\_\_\_\_ day of \_\_\_\_\_, 2025, before me, \_\_\_\_\_ a notary public, personally appeared Jason Norlen, proved on the basis of satisfactory evidence to be the person whose name is subscribed to this instrument, and acknowledged that he executed the same.

Witness my hand and official seal.

\_\_\_\_\_  
(notary signature)

(seal)



**Exhibit A to Special Warranty Deed**  
(Legal Description)

**INSERT LEGAL DESCRIPTION**

Also known as Wasatch County Tax Parcel # 00-0004-9119

**EXHIBIT C**

*FORM OF LEASE AGREEMENT*

## LEASE AGREEMENT

This Lease Agreement ("**Agreement**") is made and entered into this 26<sup>th</sup> day of Feb, 2025, by and between **HEBER CITY COMMUNITY REINVESTMENT AGENCY**, a political subdivision of the State of Utah ("**Lessor**"), and **HEBER LIGHT & POWER COMPANY**, a Utah interlocal entity ("**Lessee**").

### RECITALS

A. Lessor is the owner of certain real property located at approximately 31 South 100 West, Heber City, Wasatch County, Utah ("**Property**"). The Property is more fully described on **Attachment A**.

B. Subject to and upon the terms and conditions set forth in this Lease, Lessor desires to lease to Lessee, and Lessee desires to lease from Lessor, the Property and other rights and appurtenances described herein for the use of an administrative facility.

NOW, THEREFORE, for and in consideration of the mutual covenants and benefits herein contained and other good and valuable consideration, the receipt and sufficiency of which are hereby acknowledged, the parties hereto hereby agree as follows:

### AGREEMENT

1. **Premises.** Lessor hereby leases to Lessee the Property; subject to the terms set forth herein, for purposes substantially similar to the purposes for which Lessee has historically used the Property. Lessee agrees to take the Property on an "as-is" basis and acknowledges that Lessee has had opportunity to fully inspect the Property prior to entering into this Agreement.

2. **Lease Term.** The initial term of this Agreement commences on the \_\_\_\_ day of \_\_\_\_\_ 2025 ("**Commencement Date**") and continues for six (6) months following the Commencement Date ("**Initial Term**"). This Agreement shall automatically renew for two (2) additional successive six (6) month terms (each, a "**Renewal Term**") unless terminated by Lessee by giving written notice to the Lessor at least one hundred twenty (120) days before the expiration of the Initial Term or any successive Renewal Term. The Initial Term and any Renewal Terms shall be collectively referred to herein as the "**Term**".

3. **Termination.** In the event Lessee moves its operations off of the Property, this Agreement will automatically terminate upon thirty (30) days following written notice from Lessor of its intent to terminate this Agreement. Lessee hereby agrees to provide such notice within a reasonable time after ceasing Lessee's use of the Property.

4. **Rent.** Commencing on the Commencement Date, Lessee shall pre-pay to Lessor annual rent for the Initial Term in the amount of one dollar (\$1.00). The rent for any Renewal Terms shall be one dollar (\$1.00) per each Renewal Term. Rent shall not be prorated for any partial Renewal Term.

5. **Nature of Lessee's Use.** Lessee shall use the Property in substantially the same manner as Lessee has historically used the Property.

6. **Indemnity and Hold Harmless; Waiver of Consequential Damages.** Each party ("Indemnifying Party") hereby indemnifies and holds the other party ("Indemnified Party") harmless against any claim of liability or loss from personal injury or property damages to the extent the same is caused by or resulting from Indemnifying Party's negligence, willful misconduct, breach of this Agreement or other tortious conduct or that of its employees, contractors, servants, or agents. However, the Indemnifying Party does not indemnify or hold the Indemnified Party harmless for the proportionate amount of such claims resulting from the negligence or willful misconduct of the Indemnified Party. Notwithstanding anything set forth in this Agreement to the contrary, the Indemnified Party shall not be liable to the Indemnifying Party, or any of the Indemnifying Party's employees, contractors, servants, or agents, for any lost revenue, lost profits, loss of technology, rights or services, incidental, punitive, indirect, special or consequential damages, or interruption or loss of use of service, even if advised of the possibility of such damages, whether under theory of contract, tort (including negligence), strict liability, or otherwise.

7. **Maintenance.** Property. During the Term, Lessee shall maintain and repair the Property as permitted herein in compliance with all applicable laws and otherwise in good condition, subject to normal wear and tear.

8. **Utilities.** Lessee is responsible for the direct payment of all utilities required by its use of the Property.

9. **Authority and Quiet Enjoyment.** Lessor represents that, as of the execution date of this Agreement, it has the full right, power, and authority to execute this Agreement and, upon written request prior to execution of this Agreement, will provide Lessee with evidence of that authority. Lessor further covenants that, on paying the rent and performing the covenants herein, Lessee shall have quiet enjoyment of the Property during the Term.

10. **Applicable Laws.** Lessee shall, in respect to the condition of the Property and at Lessee's sole cost and expense, comply with all laws relating to Lessee's nature of use of the Property (as permitted herein).

11. **Binding Nature of Agreement; Assignment.** This Agreement shall be binding on and inure to the benefit of the parties, their respective successors, and assigns. This Agreement shall not be sold, assigned, or transferred by Lessee without Lessor's prior written approval.

12. **Complete Agreement - Integration.** It is mutually agreed and understood that this Agreement contains all agreements, promises, and understandings between Lessor and Lessee relating to the subject matter hereof and that no other agreements, promises, or understandings shall or will be binding on either Lessor or Lessee in any dispute, controversy, or proceeding at law relating to the subject matters hereof. Any amendment to this Agreement is void and ineffective unless it is signed in writing by both parties.

13. **Utah Law Applicable.** This Agreement and its performance shall be governed, interpreted, construed, and regulated by the laws of Utah.

14. **Delivery of Notices.** All notices and other communications required or permitted under this Agreement shall be in writing and shall be given by any of the following methods: United State Mail, first class, postage, prepaid, registered or certified U.S. Mail, postage prepaid and return receipt requested; or by hand delivery (with the signature of a person receiving the notice on behalf of Lessor). A notice or communication sent by a different method becomes effective only if the person to whom the document is addressed actually receives it.

**Lessor's address:**

Heber City  
75 N. Main Street  
Heber City, UT 84032  
Attn: Matt Brower

**Lessee's address:**

Heber Light & Power Company  
31 South 100 West  
Heber, UT 84032  
Attn: Bart Miller

15. **No Waiver.** Any party's failure to enforce any provision of the Agreement shall not constitute a waiver of the right to enforce such provision. The provisions may be waived only in writing signed by the party intended to be benefited by the provisions and a waiver by a party of a breach hereunder by the other party shall not be construed as a waiver of any succeeding breach of the same or other provisions.

16. **Severability**. If any portion of any term or provision of this Agreement, or the application thereof to any person or circumstance, shall be invalid or unenforceable, at any time or to any extent, the remainder of this Agreement, or the application of such term or provision to persons or circumstances other than those as to which it is held invalid or unenforceable, shall not be affected thereby, and each term and provision of this Agreement shall be valid and be enforceable to the fullest extent permitted by law.

17. **Drafting Party**. This document has been and shall be deemed to be a product of joint drafting by the parties and there shall be no presumption otherwise.

18. **Captions**. The captions and headings in this Agreement are for convenience only and shall not be considered in construing any provision contained in this Agreement.

19. **Attorney Fees**. In any action arising out of this Agreement, the prevailing party shall be entitled to costs and reasonable attorney fees.

20. **Counterparts**. This Agreement may be executed in multiple counterparts, each of which shall be deemed an original, but all of which shall constitute one and the same instrument.

21. **Further Assurance**. Each party shall do such acts and things as the requesting party may reasonably require for the purpose of giving the full benefit of this Agreement to the requesting Party.

*[remainder of page intentionally left blank; signature page follows]*

IN WITNESS WHEREOF, the Parties hereto have executed this Agreement as of the day and year first above written.

LESSOR:

**HEBER CITY COMMUNITY  
REINVESTMENT AGENCY**

By: Heidi Franco  
Name: Heidi Franco  
Title: CRA Chair

LESSEE:

**HEBER LIGHT & POWER COMPANY**

By: \_\_\_\_\_  
Name: Jason Norlen  
Title: General Manager

STATE OF UTAH                    )  
  §  
COUNTY OF Wasatch        )

The foregoing instrument was acknowledged before me this 26<sup>th</sup> day of Feb, 2025, by Heidi Franco, the Chair of Heber City Community Reinvestment Agency, on behalf of said entity.



Trina N Cooke  
NOTARY PUBLIC

STATE OF UTAH                    )  
  §  
COUNTY OF \_\_\_\_\_ )

The foregoing instrument was acknowledged before me this \_\_\_\_\_ day of \_\_\_\_\_, 2025, by Jason Norlen, the General Manager of Heber Light & Power Company, on behalf of said entity.

\_\_\_\_\_  
NOTARY PUBLIC

## **ATTACHMENT A**

### **Description of the Property**

BEG SW COR LOT 3, BLK 79, HEBER SURVEY; N00°48'E 83 FT; S88°58'E 100 FT;  
N00°48'E 16.5 FT; S88°58'E 45 FT; S00°48'W 16.5FT; S88°58'E 54.32 FT; S00°48'W 87 FT;  
N88°58'W 110 FT; N00°48'E 4 FT; N88°58'W 89.32 FT TO BEG.

Also known as Wasatch County Parcel # 00-0004-9119



---

## Agenda Item 3: Discussion and Possible Approval of Amended Customer Rules

---



Board Meeting February 26, 2025

---

# HEBER LIGHT & POWER COMPANY

## BOARD RESOLUTION NO. 2025-01

### ***RESOLUTION APPROVING AMENDMENTS TO HEBER LIGHT & POWER COMPANY ELECTRIC SERVICE RULES***

WHEREAS the Heber Light & Power Company (“Company”) is an energy services interlocal entity created by Heber City, Midway City, and Charleston Town (“Members”) to provide electric service to customers within the municipalities and surrounding areas.

WHEREAS the Company has established Electric Service Rules that govern the provision of electric service to the Company’s customers.

WHEREAS the Electric Service Rules are updated periodically to adapt to changing circumstances and Company and customer needs.

WHEREAS the Company’s management has prepared and submitted to the Board for approval changes to the Electric Service Rules updating Rule 3 – Types of Electric Service, Rule 11 – Service Connections, and Rule 15 – Line Extensions.

WHEREAS the Board has carefully considered the suggested amendments to the Electric Service Rules.

NOW THEREFORE, BE IT RESOLVED BY BOARD OF DIRECTORS OF HEBER LIGHT & POWER COMPANY AS FOLLOWS:

1. The Board finds that the amendments to the Electric Service Rules are in the best interests of the Company and its customers. The Board specifically finds that the applicant build provisions of the revised Rule 15 are appropriate and necessary, provided; however, that these provisions are implemented and enforced by the Company in a manner that protects the Company’s electrical system and customers.
2. The Board hereby approves and adopts, effective immediately, the amendments to the Company’s Electric Service Rules as set forth in Exhibits A, B, and C to this resolution.
3. The Board hereby reaffirms its prior approval and adoption of the unchanged portions of the current Electric Service Rules.
4. The Board authorizes the Company’s Management, before publishing the updated Electric Service Rules, to make non-substantive editorial changes to language or formatting to clarify the amended language or correct typographical errors.

APPROVED AND ADOPTED the 26<sup>th</sup> day of February 2025.

**HEBER LIGHT & POWER COMPANY**

---

Heidi Franco, Board Chair

Attest:

---

Rylee Allen, Board Secretary

## **EXHIBIT A**

### *Rule 3 – Types of Electric Service*

## Service Rule 3: TYPES OF ELECTRIC SERVICE

The Company offers the following types of Electric Service to qualified Customers:

A. Residential Service. Residential Service is Service provided to a Customer solely for domestic purposes in a single or multiple family dwelling. Service to dwellings where a person typically stays for less than 30 days, such as short-term residential rentals, hotels, motels, camps, lodges and clubs, is not Residential Service. No demand charge is applicable to Residential Service (except for Residential Pumping).

B. General Service. Electric Service not meeting the definition of Residential Service is General Service further classified as Small General Service, Medium General Service and Large General Service in the Company's Fee Schedule. A demand charge, as shown on the Fee Schedule, is charged to all General Service Customers.

1. Classification of General Service Customers shall be as follows:
  - Small Commercial – general service customers with less than or equal to 30 kw of demand.
  - Medium Commercial – general service customers with more than 30 kw of demand and less than or equal to 250 kw of demand.
  - Large Commercial – general service customers with more than 250 kw of demand.

2. General Service Customers are classified based on peak demand (15-minute interval) during a given billing cycle. If peak demand exceeds the threshold for the current classification during a given billing cycle, that Customer will be moved up to the classification corresponding to that peak demand and will remain in that classification for a minimum of twelve billing cycles. If monthly peak demand for a General Service Customer is below the minimum threshold for the current classification for eleven consecutive billing cycles, that Customer will be moved to the corresponding lower classification for the next billing cycle.

C. Renewable Generation. Customers may apply (1) for Net Metering Service as provided in Rule 14 or (2) to participate in the Company's Solar Power Sales Pilot Program.

D. Distribution Voltage. A General Service Customer may receive Service at distribution voltage through a primary meter under a Special Service Contract.

E. Temporary Service.

1. Temporary Service is Service provided to a Customer for a limited period

of time, usually not more than 12 months.

~~4.2.~~ Temporary Service is not provided for single family residential units with a Service size of less than 600 amps. Exceptions to this rule may be granted at the Company's discretion based on extenuating circumstances and any such request shall be supported with a detailed technical and/or functional justification as to why Temporary Service is needed in the particular situation.

~~2.3.~~ To receive Temporary Service, the Customer must: (a) apply and qualify for Service under Rule 4; (b) pay for any construction or modification of the Company's facilities to meet the necessary voltage or capacity requirements for providing the Temporary Service; and (c) pay the Temporary Meter Connection Fee.

~~3.4.~~ The Company shall bill the Customer for electric usage during the period of Temporary Service at the applicable rate.

~~4.5.~~ If the Temporary Service is for construction of new or expanded Service, the Customer shall pay any applicable Impact Fee. In addition, requests for Temporary Service for a period longer than 12 months may be considered Permanent Service, subject to an Impact Fee and the Company's safety and construction standards for Permanent Service.

F. Service to Non-Owner-Occupied Property. The Owner and/or Non-Owner Occupant may apply for Electric Service for Non-Owner-Occupied Property by complying with Rule 4. The Service shall be classified as Residential or General Service as provided in this Rule 3 A and B. Multiple unit property must comply with the Meter requirements of Rule 13. As provided in Rule 4. G, an Owner may agree to be responsible for Electric Service during times when the property is not occupied by a Customer.

G. Special Service Contract. Customers requesting General Service may be required to enter a Special Service Contract to address unique circumstances not fully or adequately covered by these Rules. Requests for Special Service Contracts shall be considered on a case-by-case basis.

## **EXHIBIT B**

### *Rule 11 – Service Connections*

# Service Rule 11: SERVICE CONNECTIONS

## A. Overview

1. Applicability. This rule governs the installation, ownership, repair and replacement of a Service Connection to the Company's system. A Service Connection is, in general terms, the line and equipment required to connect the Customer's facilities at the Service Address to the Company's transformer serving the Service Address. Buildings or other locations that have received Electric Service in the past may have existing Service Connections that could be used for new Electric Service of the same type as previously provided. If the location does not have an existing Service Connection or if the existing Service Connection does not comply with applicable electric codes, the Customer must provide a Service Connection as provided in this Rule 11.

2. Types and Elements of Service Connections. As shown in the Company's Design & Construction Specifications ("Specifications"), there are different types of Service Connections depending on a variety of factors including whether the line is above or below ground. However, generally speaking, the Service Connection consists of: (a) a Meter Base, (b) a Service Line, (c) Conduit, and (d) the Meter. The installation, ownership, and maintenance of these components are addressed in this Rule 11. The Specifications are available at the Company's Business Office and on the Company's Website. In the event of a conflict between this Rule 11 and the Specifications, the Specifications shall control.

3. Line Extensions. In some areas, the Company's distribution lines may not extend to the Customer's Service Address or the Company's distribution lines or other equipment may not have sufficient capacity to serve the Customer's load. In such cases, Rule 15 requires that the Customer pay the cost of extending the Company's lines and equipment to provide sufficient capacity to serve the Customer's load. If the requested Service requires a Line Extension, the Customer would pay the cost of both the Line Extension and the Service Connection.

4. Transfer Switch. The Company allows the installation of a transfer switch as an accommodation to Residential Customers but only if the Customer strictly complies with the operating procedure for attachments to the Meter socket on the Meter Base and timely pays all of the Company's costs. The Company's operating procedure for approval of Transfer Switches is found on the Company Website.

B. Pre-Installation Requirements. Before beginning installation of a Service Connection, the Customer shall apply for Service and complete the requirements of Rule 4.

## C. General Requirements for Service Connections

1. Compliance with Service Connection Requirements. The Customer



shall design and install the Service Connection in accordance with (a) the Company's Specifications and Electric Service Rules, (b) applicable city, county or state requirements and (c) the National Electrical Code and National Electrical Safety Code. These standards, rules, codes and laws are collectively referred to as "Service Connection Requirements."

2. Governmental Permits and Approvals. The Customer must also obtain any necessary city and/or county permits or approvals and pay all applicable fees.

3. Company's Assistance. A Customer should consult with the Company's Distribution Manager if the Customer has any doubt or question on the application of the Service Connection Requirements. If the Customer does not comply with the Service Connection Requirements, the Company will not install a Meter or provide Service to Customer until the defects are corrected.

4. Customer's Responsibility for Installation. The Company's approval of the Customer's plans or the Company's inspection and approval of the installation is not a representation or warranty that the plans or installation are adequate or safe. The Customer is solely responsible for the plans and installation and agrees to indemnify and hold the Company harmless from any damage caused by a defect in the Customer's plans, installation, or facilities.

5. Safety During Installation and Maintenance. The Customer shall comply with all applicable safety regulations, codes or laws including OSHA in the installation and maintenance of the Service Connection. The Customer shall notify the Company of the Customer's intent to work or engage in activity near the Company's facilities and shall follow the Company's rules concerning such activities. In no event shall the Customer work or engage in activities within 10 feet of any overhead power line nor shall the Customer excavate without contacting Blue Stakes (811) for the location of all underground utilities.

6. Joint Use of Trenches. Joint use by other utilities of trenches used by the Company is not allowed except for compatible telecommunication lines installed pursuant to a joint use agreement.

7. Company Facilities. The Customer is prohibited from accessing, touching, tampering with, or modifying any Company property or facilities including, without limitation, the Company's transformer to which the Customer's Service Connection is attached.

D. Meter Base.

1. Specifications. A Meter Base is the structure on which the Meter is installed and which is connected to the Company's transformer by the Service Line. The Customer shall design and install the Meter Base in compliance with the Service Connection Requirements.

2. Design/Installation. The Customer shall, at the Customer's own expense, design, construct and install the Meter Base in compliance with the Service Connection Requirements and shall connect the Meter Base to the Service Line. A licensed electrician shall install the Meter Base and connect the Service Line to the Meter Base.

3. Ownership/Maintenance. The Customer shall own and be solely responsible for the repair, replacement and maintenance of the Meter Base. If, at any time, the Meter Base does not comply with the Service Connection Requirements, the Company may immediately discontinue Service until the Customer, at the Customer's own expense, corrects the defects.

E. Service Line.

1. Specifications. The Service Line is the line connecting the Meter Base and the Company's transformer. The Customer shall design and install the Service Line in compliance with the Service Connection Requirements.

2. Installation. The Customer shall, at the Customer's own expense, obtain and install the Service Line and connect the Service Line to the Meter Base. The installation of the Service Line shall comply with the Service Connection Requirements. A licensed electrician shall install the Meter Base and connect the Service Line to the Meter Base.

3. Inspection. When the Company installs the Meter, it shall inspect the Service Line, the Meter Base, and the connection between the Meter Base and Service Line. If the Customer's installation does not comply with the Service Connection Requirements, the Company shall not install the Meter or commence Service until the Customer, at the Customer's own expense, corrects the defects.

4. Connection to Company's Transformer. The Company connects the Service Line to the Company's transformer at the time the Meter is installed.

5. Ownership and Maintenance of Service Line. At the time the Meter is installed, the Company becomes the owner of and responsible for the repair, replacement and maintenance of the Service Line and its connection to the Meter Base and transformer.

a. The foregoing notwithstanding, the Customer shall be responsible for repair or replacement of the Service Connection (including the Service Line) if the damage is caused by (i) acts or omissions of the Customer, (ii) acts or omissions of a contractor engaged by the Customer, (iii) natural disasters or acts of God, (iv) or, for overhead Service Lines, damage from falling trees, tree limbs, or other objects.

F. Conduit.

1. Specifications. Conduit is the pipe in which, some or all, of the Service Line is placed depending on the type of Service Connection. It may be placed underground, attached to the Company's pole or attached to the Customer's building. Customer shall design and install the Conduit in compliance with the Service Connection Requirements.

2. Installation. The Customer shall, at the Customer's own expense, obtain and install the conduit required for the Service Connection in compliance with the Service Connection Requirements.

3. Inspection.

a. Underground Conduit. Before underground Conduit is covered, the Customer shall notify the Company and permit the Company to inspect the installation to assure that the Conduit and installation is in compliance with the Service Connection Requirements. If the Conduit is covered before inspection, the Customer, at its expense, shall remove the cover to permit inspection.

b. Above-ground Conduit. The Company shall inspect the installation of above-ground Conduit when the Service Line is connected to the Company's transformer and when the Meter is installed.

If the installation of the Conduit does not comply with the Service Connection Requirements, the Company shall not install the Meter nor shall it provide Service until the Customer, at the Customer's own expense, corrects the defects.

4. Ownership and Maintenance of Conduit. At the time the Meter is installed, the Company shall become owner of the Conduit and responsible for the Conduit's repair, replacement and maintenance. The foregoing notwithstanding, the Customer shall be responsible for repair or replacement of the Service Line (including Conduit and conductor) if the damage is caused by acts or omissions of the Customer or a contractor engaged by the Customer.

G. Meter

1. Installation. When the Customer completes installation of the Meter Base, Conduit and Service Line, the Customer may request that the Company install the Meter and begin providing Electric Service.

2. Ownership/Maintenance. The Company shall own and maintain the Meter. The Customer is prohibited from attempting to repair or tamper with the Company's Meter or to break the Company's seal on the Meter. If the Customer tampers

with the Meter or the Meter's seal, the Company shall immediately terminate Electric Service as provide in Rule 8 and the Customer shall pay the Company all costs for the repair or replacement of the damaged Meter or seal.

3. Meters for Multiple Units. The Customer shall permanently and correctly label each Meter Base in a multiple-unit building or mobile home park; the Company is not responsible for misidentified Meters. Before installing Meters, the Company shall check such Meter Bases to verify they are correctly labeled and require the developer or owner to correct any mislabeled Meter Bases. The Company will charge a Service Fee for verifying labeling of Meter Bases and dealing with labeling issues. The Company provides Electric Service to the Meter associated with the particular Customer's account. The Company has no responsibility for any electrical facilities on the Customer side of a Meter.

4. Meter Fee. In the Customer's first Bill for Electric Service, the Company shall charge a Meter Fee for the Company's providing and installing the Meter. If the Customer does not timely pay the Meter Fee, the Customer's Service is subject to termination under Rule 8.

H. Scheduling Company Inspections or Meter Installations. The Customer may schedule inspections and/or Meter installations by contacting the Company's business office at 31 South 100 West Heber City, Utah. If the Meter Base, Service Connection or any other Customer installation are not properly completed or are covered at the time scheduled for an inspection or Meter installation, the Company shall not conduct the inspection or install the Meter and the Customer shall pay a Service Fee before a return inspection or Meter installation is scheduled.

## **EXHIBIT C**

### *Rule 15 – Line Extensions*

## Service Rule No. 15: LINE EXTENSIONS

A. Definition. A line extension (“Line Extension”) is a continuation of, or branch from, the nearest available existing distribution line, and/or the installation of additional capacity in lines or facilities to meet the Customer’s requirements at the Service Address. A Line Extension may be single-phase, three-phase, a conversion of single-phase line to a three-phase line or the provision of additional capacity in existing lines or facilities.

B. Procedure.

1. A Customer requesting a Line Extension must submit a Line Extension Application.
2. The Customer shall meet with Company personnel, pay a Job Initiation Fee, and submit a copy of the plans in electronic format compatible with the Company’s software.
3. The Company shall provide the Customer with an infrastructure design for the requested Line Extension. The Customer shall pay for the Company’s actual costs (based on standard Company labor rates) if changes to the Customer’s plans require a new design and cost estimate. The Company will prepare infrastructure designs in the order the requests were received.
4. Upon completion of the design for the requested Line Extension, the Company will provide the design to the Customer along with a preliminary cost estimate for the Line Extension. The Unless the Customer notifies the Company that the Customer will be self-installing the Line Extension, the Company will invoice the Customer for all necessary materials at then-current costs. The Line Extension process will proceed in accordance with Paragraph 5 for Company-installed Line Extensions and Paragraph 6 for Customer-installed Line Extensions.

### 5. Company-installed Line Extensions:

- a. Prior to the construction of the Line Extension, the Customer shall be required to sign the Company’s standard Agreement for Construction of Infrastructure and pay a deposit for the estimated cost of all materials for the requested Line Extension. The form of the Agreement for Construction of Infrastructure is available upon request.
- b. Upon receipt of the materials deposit, the Company will order the materials for the Line Extension.
- c. Once the ordered materials have been received and Customer-provided conduit has been installed and inspected, the Company will issue to the Customer a final invoice for the requested Line Extension. This final invoice will include (a) the actual cost of materials (which may be more or less than the initial materials estimate), (b) the actual costs of all necessary trench and conduit inspections (at standard Company labor rates), and (c)

labor and other costs for the construction of the Line Extension. This final invoice represents the full cost to the Customer for the Line Extension.

- d. Upon payment of the final invoice, the Line Extension project will be placed in the Company's work queue. The date of payment of the final invoice determines the place in the queue for a particular project.

6. Customer-installed Line Extensions:

- a. A Customer may elect to self-install a Line Extension instead of the Company performing the work (also referred to as an "applicant built line extension"). Such work shall be performed in accordance with Company standards and pursuant to the Company's design and specifications.
- b. The Customer must sign the Company's Applicant Built Line Extension Agreement and the Applicant Built Line Expectations and Requirements document.
- c. The installation of a Customer-installed Line Extension must be performed by a qualified, licensed contractor that is acceptable to the Company. The Company may maintain a list of acceptable contractors.
- d. The Company maintains a listing of acceptable materials and equipment for Customer-installed Line Extensions. All materials and equipment used in a Customer-installed Line Extension shall be from the then-current approved materials list, unless approved in advance by the Company.
- e. The Customer shall pay for all necessary inspections and other work by the Company (such as tagging, mapping, etc.) at the then-current Company labor rates and/or in accordance with the then-current fee schedule. All such costs shall be paid by the Customer prior to connection of the Line Extension to the Company's system.

C. Additional Capacity. Should the Company elect to install additional capacity or infrastructure greater than that required to meet the Customer's service requirements, the Customer shall only be required to pay for the cost of the minimum, standard facilities required to serve Customer's load and load characteristics in compliance with the Company's service standards.

D. Construction and Design. The design, location, materials, and methods of construction of the Line Extension shall be in compliance with the Company's Specifications, the National Electric Code, the National Electrical Safety Code, and applicable law.

E. Ownership. Line Extensions constructed by the Company or Customer or any infrastructure described in an Agreement for Construction of Infrastructure, including any make-ready work, shall, upon completion and Company acceptance, be owned, operated and maintained by the Company.

F. Easements. The Customer shall convey to the Company any easements required by the Company across the property on which the Line Extension is to be constructed whether or not the property is owned by the Customer or by a third party. Easements shall be in a form reasonably acceptable to the Company. The Customer shall also obtain any necessary permits, governmental approvals or zoning changes and pay all costs associated with obtaining the easements, governmental approvals, permits or zoning changes. The Company's easements shall be evidenced by the recorded plat or other recorded document.

G. Refunds.

1. A Customer who enters into an Agreement for Construction of Infrastructure and who pays for a Line Extension is the Initial Customer under this Rule 15 H. and may be eligible for a refund of a portion of the cost of the Line Extension during the first three years ("Refund Period") following completion of construction if additional Customers ("Additional Customers") connect to the Line Extension. The Agreement for Construction of Infrastructure shall include a schedule for refunds by Additional Customers who connect to the Line Extension within the Refund Period.

2. The Company does not offer refunds if the total cost of the Line Extension is less than \$5,000.00 or the new Customer's share of the cost is less than \$300.

3. The Refund Period shall be measured from the date of completion of the Line Extension as shown in the Company records and as noticed to the Customer.

4. The refund schedule shall be based on the total cost of the Line Extension and the following additional factors:

- a. the length of the Line Extension,
- b. the location of the Line Extension,
- c. the number of potential additional Customers that may benefit from the Line Extension,
- d. the type of Service requested, and
- e. any other factor that is reasonably considered to achieve a fair and reasonable allocation of costs.

5. Additional Customers requesting connection during the Refund Period shall pay their proportionate share of the Line Extension as set forth in the refund schedule before being connected to the facilities. The Company shall refund such payments only to the Initial Customer and shall not make or collect refund payments for payment to the Initial Customer's successors, assigns, or heirs.

6. Notwithstanding the other provisions of Rule 15 H. the Company shall have no obligation to the Initial Customer for payment of refunds that it is unable to collect from an Additional Customer for any reason and the Initial Customer shall pay the Company cost of collection including attorney fees.



H. Service. The Company's delivery of Electric Service to the Customer is conditioned upon the Customer complying with the provisions of the Agreement for Construction of Infrastructure and these Rules.

I. Relocation or Modification of Existing Facilities. If feasible, the Company shall relocate or modify existing facilities and/or remove existing overhead lines and install underground facilities at a Customer's request. The Customer shall be required to follow the procedures set forth in this Rule for requesting a Line Extension and pay all related costs and expenses prior to such relocation and/or underground conversion. The costs and expenses related to relocating or modifying existing facilities are not subject to the refund policy described in Section H above.



**APPLICANT BUILT LINE EXTENSION AGREEMENT  
(SUBDIVISION DISTRIBUTION SYSTEM)**

between

**HEBER LIGHT & POWER COMPANY**

And

**[DEVELOPER]**

This Applicant Built Line Extension Agreement (Subdivision Distribution System) ("Agreement"), dated as of \_\_\_\_\_, 20\_\_\_\_ (the "Agreement Date"), is entered into by and between Heber Light & Power Company, a political subdivision of the State of Utah, specifically an Energy Services Interlocal Entity as defined in Utah Code § 11-13-102(7) ("Company"), and [Developer], a \_\_\_\_\_ ("Applicant"), for the construction of an electrical Distribution System (the "Line Extension") for Applicant's development to be known as [Project Name] (the "Development"); located at or near [Project Address], in Wasatch County, Utah, for \_\_\_\_\_ lots within the Development. The location of the Development and lots within the Development are more specifically described in the Description of Real Property, attached to this Agreement as Exhibit A.

Applicant desires to build or contract with someone other than Company to build a primary or secondary voltage Line Extension. When the Applicant has completed construction of the Line Extension to Company's satisfaction, the Applicant will transfer ownership of the Line Extension to Company, and Company will connect it to Company's facilities, assume ownership, and provide electric service to the Applicant's facilities. It is expressly understood and agreed that the Company does not own the Line Extension during construction, nor does Company own the Line Extension after completion of construction unless and until it purchases the Line Extension as provided in this Agreement.

NOW, THEREFORE, for good and valuable consideration, receipt and sufficiency of which is hereby acknowledged, the Applicant and Company agree as follows:

**A. LINE EXTENSION CONSTRUCTION**

- a. **Line Extension Design and Estimate.** The company designed the Line Extension and calculated the estimated cost of construction of the Line Extension to be \$\_\_\_\_\_ (the "Line Extension Cost") using its standard estimating methods. The portion of the Line Extension Cost that Company would fund, if any, were this constructed by Company is the "Line Extension Allowance". The portion of the Line Extension Cost that Applicant would pay Company were this constructed by Company is the "Advance". Charges, reimbursements, and refunds under the Company's Line Extension rules, are calculated from the Line Extension Cost, Line Extension Allowance, and the Advance. The amount of the Advance is set forth in Section I. and the Line Extension Allowance is set forth in Section II.B on the Schedule of Charges attached to this Agreement as Exhibit B and incorporated into this Agreement by reference ("Exhibit B").
- b. **Charges for Design and Estimating, Inspections, Connection Charges, and Other Charges.**
  - i. The estimated cost for the Design and Estimating, Inspection, and Connection Charges are set forth in Section II.A on Exhibit B. Upon the execution of this Agreement, if the amount in Section II.A is larger than the amount in Section II.B on Exhibit B, the Applicant shall pay to Company the difference.



- ii. Applicant agrees to pay the Company's actual costs for inspection and Other Charges. The estimates of these costs are given in Exhibit B.
  - iii. The payment using the actual costs shall be made as part of the transfer of ownership of the Line Extension from Applicant to Company. The payment may either be from Company to Applicant or from Applicant to Company as given on Exhibit B.
- c. **Additional Facilities.** The Applicant agrees to pay Company any additional costs incurred by Company arising from or relating to the Line Extension, including the installation of, or providing of, any additional facilities necessary to complete the Line Extension. Applicant agrees to make said payment within three (3) business days following receipt of a written request for payment, or absent such a request, Applicant agrees that the payment will be taken as an adjustment in the final refund/payment calculations.
- d. **Construction Standards.**
  - i. The Applicant must construct the Line Extension in strict accordance with Company's design, material specifications, and construction standards and along Company's selected route (together referred to as the "Construction Requirements"). Applicant agrees to be subject to inspections as deemed necessary by Company to ensure the quality of installed facilities and workmanship. Applicant will promptly repair and make corrections upon notice by Company's inspector of such need. Applicant will notify Company prior to commencing any construction activity. Otherwise, Company will not accept ownership of the Line Extension or energize the Line Extension.
  - ii. The Applicant acknowledges receipt from Company of all information necessary for the Applicant to construct the Line Extension in strict compliance with the Construction Requirements. Such acknowledgment includes having returned to Company a signed original of the document titled, Applicant Built Line Expectations And Requirements (Developers and Installation Contractors).
  - iii. The Applicant is solely responsible for permits, authorizations, construction, materials, means, methods and techniques with respect to the Line Extension. Any inspections or reviews performed by Company or third parties will not relieve the Applicant of its responsibility and liability for such construction, materials, means, methods, and techniques.
- e. **Rights-of-Way.** At no cost to Company, the Applicant shall provide to Company all required rights-of-way, easements, and permits that Company in its sole discretion deems necessary or appropriate with respect to the Line Extension. Such rights of way, easements, and permits shall be in form and substance satisfactory to Company.
- f. **Liability and Insurance.** The Applicant or the Applicant's subcontractor(s) assumes all risks for the construction of the Line Extension. Before starting construction of the Line Extension, the Applicant or Applicant's subcontractors(s) performing the work as identified below will furnish Company with a certificate naming Company as an "additional insured" under a general liability insurance policy in a minimum amount of \$1,000,000. The Applicant or Applicant's subcontractors performing the work may not cancel such insurance policy before transfer of ownership of the Line Extension to Company, including execution of the Bill of Sale. Each of the subcontractors providing certificates of "additional insured" must enter into an agreement with Company and be accepted by Company as indicated by an executed Exhibit D, to be attached to this Agreement. Unless Applicant elects to furnish the certificate of



insurance, Applicant and Applicant's subcontractors shall not begin any construction activities until Exhibit D is fully executed. If Applicant furnishes such certificate of insurance, execution of Exhibit D is unnecessary.

**g. Transfer of Ownership.**

- i. The Applicant will notify Company's inspector verbally or in writing of completion of the construction of the Line Extension.
- ii. Once completion is verified by Company's inspector verbally or in writing, the Applicant will, within three (3) business days, provide Company with a bill of sale with an assignment of all warranties, a full warranty of title, substantially in the form attached as Exhibit C to this Agreement and incorporated into this Agreement by reference (the "Bill of Sale"), and such other documents that Company deems necessary and appropriate to transfer ownership of the Line Extension to Company with good and marketable title, free and clear of any and all liens, claims, security interests, pledges, charges, taxes, and any other encumbrances of any nature whatsoever; and
- iii. Within five (5) business days following receipt of the Bill of Sale, Company will schedule the work to energize the Line Extension. Company is under no obligation to accept the Bill of Sale before full and complete satisfaction of all of the Applicant's obligations arising under or relating to this Agreement.

**h. Deficiencies in Construction/Warranty.** The Applicant warrants that all materials will be new unless otherwise specified, and that all work will be of the best quality, free from faults and defects and in strict conformance with the Construction Requirements. If, prior to or within twenty-four (24) months from the date that Company energizes the Line Extension, Company determines that the Applicant provided deficient material or workmanship or material or workmanship not strictly in accordance with the Construction Requirements or Company's standards, the Applicant must reimburse Company or pay the cost to correct the deficiency or, in the sole discretion of Company, repair or replace the defective material or workmanship promptly. Company may, in its sole discretion, deduct the cost of any connection from any payment, refundable advance, or any other amount due from Company to the Applicant. This warranty is in addition to, and not in lieu of, other remedies provided by law, all of which Company explicitly reserves. This warranty shall in no way be deemed to shorten the limitation periods of the other remedies available to Company.

**i. Indemnity.** The Applicant will reimburse, indemnify, defend (with counsel approved by Company) and hold Company, and its respective employees, officers, directors, representatives, agents, successors, and assigns, harmless from and against any and all claims, actions, obligations, liabilities, losses, damages, costs and expenses (including reasonable legal fees) resulting from or relating to the Applicant's performance or failure to perform any of its obligations arising under or pertaining to this Agreement. This indemnity obligation shall continue after and survive the transfer of ownership of the Line Extension to Company. The transfer of ownership of the Line Extension to Company and Company's payment of the Line Extension Allowance shall not release, or be deemed a waiver of, Company's right to enforce the Applicant's indemnity obligations following such transfer of ownership.

**j. Line Extension Allowance.** On acceptance of the Bill of Sale, Company will pay the Applicant the Line Extension Allowance not already paid or credited, less the cost of any unreimbursed equipment or services provided by Company, as the purchase price of the Line



Extension. If these other costs exceed the amount due Applicant, the Applicant will pay Company the difference. In no event shall the Line Extension Allowance exceed the Line Extension Cost.

- k. **Termination.** If the Applicant fails to complete the Line Extension fully and finally to the satisfaction of Company in its sole discretion on or before 180 days after the Agreement Date, the Applicant expressly understands and agrees that Company is released from any obligations arising under or relating to this Agreement, including but not limited to payment of the Line Extension Allowance, and this Agreement shall be null and void and of no further force and effect.

## B. ELECTRIC SERVICE

- a. **Delivery of Power.** 120/240 volt, single phase electric service will be provided to each of the residential lots at the lot line, with the capacity, placement and type of facilities given in Company's design.
- b. **Final Grade.** Applicant agrees to place at final grade transformer pads, vaults, junction boxes and other underground facilities as required by Company. If any change in grade, or property lines, or any surface improvements require Company to change its facilities, or causes additional cost to Company, Applicant agrees to reimburse Company for such change or cost.
- c. **Underground Facilities.** Company may abandon in place any underground cables installed in connection with the construction of the Line Extension that in Company's sole discretion become no longer useful.
- d. **Backbone Advances and Refunds.** The Backbone Advance given in Exhibit B, Section I, is used for line extension refund calculations. Applicant must initial their selected option on the blank space at the beginning of the option. Applicant trenching, conduit, vault and/or right-of-way ("TCVR"), when provided for Company primary lines and equipment outside the development or provided in order to serve customers outside the development, may also be subject to refund as calculated using Company standard costs.

\_\_\_\_\_ **Refunds.** Applicant's effective advance for the purpose of line extension refunds, the Backbone Advance, is as given in Exhibit B. Applicant remains eligible for line extension and TCVR refunds. The Company will collect the refund amount from additional applicants connecting to the primary backbone outside the development. For these additional connections Company will pay the Applicant such amount collected:

1. after Company collects such amount; and
2. for four such additional connection(s) that connect to the Line Extension outside the Development within ten years from the date Company energizes the Line Extension.

\_\_\_\_\_ **Contract Administration Credit.** Applicant chooses to receive a Contract Administration Credit of \$250. Under this option the net advance or credit will be adjusted by the \$250 credit and **Applicant waives their right to line extension and TCVR refunds should additional customers connect to this line.**

- e. **Special Provisions:** None



### C. GENERAL

- a. **Regulatory Authority.** All provisions of this Agreement are subject to the jurisdiction of the Public Service Commission of Utah, as are the rates, rules, and regulations of Company's filed tariff which are incorporated into this Agreement by this reference. Company's tariff is available for review upon the Applicant's request.
- b. **Effectiveness.** Company will not be bound by the terms and provisions of this Agreement unless Company receives an original of this Agreement signed by the Applicant and payment of Payment 1 given in Exhibit B within ninety (90) days of the Agreement Date.
- c. **Assignment.** Company may at any time assign its rights and delegate its obligations under this Agreement to any: affiliate; successor in interest; corporation; or any other business entity in conjunction with a merger, consolidation or other business reorganization to which Company is a party.
- d. **Amendments and Waivers.** Any term of this Agreement may be amended or modified and the observance of any term of this Agreement may be waived (either generally or in a particular instance and either retroactively or prospectively) only in writing signed by the parties to this Agreement.
- e. **Severability.** If one or more provisions of this Agreement are held to be unenforceable under applicable law, such provision shall be excluded from this Agreement and the balance of the Agreement shall be interpreted as if such provision were so excluded and shall be enforceable in accordance with its terms.
- f. **Legal Fees.** The prevailing party in any proceeding required to enforce this Agreement shall be entitled to recover from the other all costs and expenses of enforcement, including reasonable legal fees prior to and at trial, on appeal, on any petition for review, in any arbitration, in any administrative or bankruptcy proceeding and in any other judicial, quasi-judicial or nonjudicial proceeding.
- g. **Waiver of Jury Trial.** To the fullest extent permitted by law, each of the parties hereto waives any right it may have to a trial by jury in respect of litigation directly or indirectly arising out of, under or in connection with this agreement. Each party further waives any right to consolidate any action in which a jury trial has been waived with any other action in which a jury trial cannot be or has not been waived.
- h. **Dispute Resolution.** If a dispute arises under or relates to this Agreement or the breach of this Agreement, and if such dispute cannot be settled through direct discussions, the Applicant and Company agree to first endeavor to settle the dispute in an amicable manner by mediation to be held in Heber City, Utah under the Commercial Mediation Rules of the American Arbitration Association before resorting to arbitration. Thereafter, any unresolved controversy or claim arising under or relating to this Agreement, or breach of this Agreement, shall be settled by arbitration to be held in Heber City, Utah in accordance with the Commercial Arbitration Rules of the American Arbitration Association, and judgment on the award rendered by the arbitrator(s) may be entered in any court having jurisdiction.



- i. **Notices.** Any notice or notification required, permitted or contemplated under this Agreement shall be in writing, shall be addressed to the party to be notified at the address set forth below its respective signature line or at such other address as each party may designate for itself from time to time by notice under this Agreement, and shall be deemed to have been validly served, given or delivered (i) three business days following deposit in the United States mails, with first class postage prepaid, (ii) the next business day after such notice was delivered to a regularly scheduled overnight delivery carrier with delivery fees either prepaid or an arrangement, satisfactory with such carrier, made for the payment of such fees, or (iii) upon receipt of notice given by fax, mailgram, electronic mail, telegram, telex, or personal delivery.
- j. **Counterparts.** This Agreement may be executed in two or more counterparts, each of which shall be deemed an original, but all of which together shall constitute one and the same instrument.
- k. **Governing Law.** This Agreement shall be construed and enforced under the laws of the State of Utah, exclusive of choice of law rules or principles.
- l. **Entire Agreement.** This Agreement constitutes the entire agreement between the Applicant and Company with respect to the Line Extension and replaces all prior communications, whether oral or written, with regards to the Line Extension.

The Applicant and Company execute this Agreement as of the date given below Applicant's signature, or in absence of a date given there, the date given below Company's signature.

**[DEVELOPER]**

**HEBER LIGHT & POWER COMPANY**

By \_\_\_\_\_

By \_\_\_\_\_

Title: \_\_\_\_\_

Title: General Manager

Name: \_\_\_\_\_

Name: Jason Norlen

Date: \_\_\_\_\_

Date: \_\_\_\_\_

Applicant's Mailing Address for Executed Contract

Heber Light & Power's Address for Executed Contract

\_\_\_\_\_  
ATTENTION OF

\_\_\_\_\_  
ADDRESS

\_\_\_\_\_  
ADDRESS

\_\_\_\_\_  
CITY, STATE, ZIP

\_\_\_\_\_  
CITY, STATE, ZIP



Fax No. \_\_\_\_\_

E-Mail: \_\_\_\_\_

Fax No. \_\_\_\_\_

E-Mail: [jnorlen@heberpower.com](mailto:jnorlen@heberpower.com)





## EXHIBIT A

### DESCRIPTION OF REAL PROPERTY

[INSERT PROPERTY DESCRIPTION]



## EXHIBIT B

### SCHEDULE OF CHARGES

#### CHARGES

##### I. Company Built Lines

If Company builds this Line Extension for Applicant, the Advance is: \_\_\_\_\_

Backbone Advance (primary backbone outside the development): \_\_\_\_\_

##### II. Applicant – Contracted Lines (Applicant Built Line)

If Applicant contracts to build the Line Extension, they will receive the Line Extension Allowance less Applicant Costs less applicable Other Charges as given below.

###### A. Applicant Costs for Applicant Built Line

a. Design and Estimating \_\_\_\_\_

b. Estimated Inspection Costs (based on \_\_\_\_\_ man hrs) \_\_\_\_\_

c. Connection Charges \_\_\_\_\_

\*\*\* TOTAL \*\*\* A = \_\_\_\_\_

B. Line Extension Allowance B = \_\_\_\_\_

The Line Extension Allowance shall not exceed the applicable estimated job costs. The amounts in **II. Applicant Contracted Lines** are based on the estimated time and costs necessary to complete the work. Inspections will be trued up to actual costs.

#### OTHER CHARGES

There may be other charges for connection with the Line Extension, regardless of who builds it. Applicant is responsible to pay the sum of the actual costs of the charges of **III. Applicant Option** and **IV. Preexisting Line Under Contract** (together with the "Other Charges").

##### III. Applicant Option

Applicant has the responsibility of providing the following services. However, Applicant may request Company to provide them at Applicant's expense. The provision of such services by the Company is at the sole discretion of the Company, and such services may not be available from the Company. Applicant requests the following:

\_\_\_\_ Company to procure right-of-way, including purchase and surveying.  
This will be based on *actual costs*. Company estimates these costs at: \_\_\_\_\_

\_\_\_\_ Company to obtain crossing permits, environmental surveys, surveys  
and other services necessary to cross other utilities, governmental land  
and other streets and highways. These will be based on *actual costs*.  
Company estimates these costs at: \_\_\_\_\_

TOTAL of **III. Applicant Option** \_\_\_\_\_



**IV. Pre-Existing Line Under Contract**

For extensions that attach to a line where refunds are owed to the original customer(s) Applicant must advance the following:

**V. APPLICANT'S PRE-PAYMENT (section C.b of the Agreement)**

Applicant agrees to pay this amount before starting construction ("Payment 1").

**UPON COMPLETION OF THE LINE EXTENSION,** Company will determine whether a payment is due to Applicant or whether Applicant owes Company. This is determined by **(B+Pmt 1) - (A+Other Charges)**, with **A.2** and **III** adjusted for actual costs. If this sum is positive Company pays this amount to Applicant. If the sum is negative, Applicant pays Company the sum of **(A+Other Charges) - (B+Pmt 1)**.



## EXHIBIT C

### BILL OF SALE

For valuable consideration, of which the undersigned acknowledges receipt, the undersigned sells, transfers, assigns, and conveys to Heber Light & Power, a political subdivision of the State of Utah, specifically an Energy Services Interlocal Entity as defined in Utah Code § 11-13-102(7) ("Company"), all of the undersigned's right, title and interest in and to the Line Extension located at or near [project address], in Wasatch County, State of Utah, which location is more specifically described in the attached Description of Real Property (Exhibit A), including but not limited to all fixtures, improvements, parts, equipment, machinery, and components of such Line Extension and all rights under any contracts or agreements or other intangible rights with respect to such Line Extension (the "Property").

The undersigned represents and warrants to Company that immediately prior to the execution of this Bill of Sale the undersigned had, and on the delivery to and receipt of this Bill of Sale by Company, Company will have, good, valid and marketable title to the Property, free and clear of any and all liens, claims, security interests, pledges, charges, taxes, and any other encumbrances of any nature whatsoever.

The undersigned shall duly execute and deliver or cause to be executed and delivered all instruments of sale, conveyance, transfer, and assignment and all notices, releases and other documents, including release of mechanic's lien(s), as may be necessary or appropriate in Company's discretion to transfer the ownership of the Property to Company or to otherwise effectuate the purposes of this Bill of Sale.

This instrument shall be construed and enforced in accordance with the laws of the State of Utah, exclusive of choice of law rules or principles.

**[DEVELOPER]**

Signature: \_\_\_\_\_

Name: \_\_\_\_\_

Title: \_\_\_\_\_

Date: \_\_\_\_\_

----- ACCEPTANCE OF BILL OF SALE -----

### HEBER LIGHT & POWER COMPANY

Signature: \_\_\_\_\_

Name: Jason Norlen

Title: General Manager

Date: \_\_\_\_\_



## EXHIBIT D

### AGREEMENT TO PROVIDE LIABILITY INSURANCE CERTIFICATE

Pursuant to Section 6 of the Applicant Built Line Extension Agreement (Subdivision Distribution System), dated as of \_\_\_\_\_, 20\_\_\_\_, (the "Agreement"), entered into between [Developer] ("Applicant"), and Heber Light & Power Company ("Company"), [Subcontractor] ("Subcontractor") agrees as follows:

Subcontractor assumes all risks for the construction of the Line Extension. Before starting construction of the Line Extension, Subcontractor performing the work as identified in the Agreement will furnish Company with a certificate naming Company as an "additional insured" under a general liability insurance policy in a minimum amount of \$1,000,000. Subcontractor agrees to maintain such insurance policy until after transfer of ownership of the Line Extension to Company by Applicant, including execution of the Bill of Sale.

Company agrees to accept Subcontractor's certificate. Company also agrees to notify Subcontractor upon execution of the Bill of Sale by written notice to Subcontractor's address as given below.

Subcontractor and Company execute this agreement as of the dates given below.

#### [DEVELOPER]

#### HEBER LIGHT & POWER

By: \_\_\_\_\_

By: \_\_\_\_\_

Title: \_\_\_\_\_

Title: General Manager

Name: \_\_\_\_\_

Name: Jason Norlen

Date: \_\_\_\_\_

Date: \_\_\_\_\_

Address: \_\_\_\_\_

Address: 31 S 100 W  
Heber City, UT 84032

E-mail: \_\_\_\_\_

Email: jnorlen@heberpower.com

Applicant certifies that [Subcontractor] is a Subcontractor that will perform work as designated in the Agreement.

Developer signature: \_\_\_\_\_



## EXHIBIT E

### DEVELOPER AGENT AUTHORIZATION

**[Developer]** (“Developer”) wishes to enter into an Applicant Built Line Extension Agreement (Subdivision Distribution System) (“Agreement”) with **Heber Light & Power Company** (“Company”), for an electric power distribution system for Developer’s development to be known as **[Development Name]** (“Development”) located at or near **[Address]**, for \_\_\_\_\_ lots or parcels within the Development.

Developer has engaged **[Subcontractor]** (“Agent”) as an agent of Developer and has authorized Agent to perform specific functions in the name of Developer, with Heber Light & Power Company, relating to electric service for the Development. Agent is authorized to conduct all matters checked below, in the name of and on behalf of Developer, pertaining to the Agreement beginning with **Date** and going forward.

- ☐ Participate in preliminary project information, design review, and pre-construction meetings
- ☐ Discuss and resolve issues related to design
- ☐ Review design documents and drawings and resolve issues
- ☐ Execute the Line Extension Agreement
- ☐ Receive, review, and confirm material requirements list
- ☐ Communicate final developer-approved materials order
- ☐ Receive and sign for material deliveries
- ☐ Conduct all construction/installation duties
- ☐ Resolve installation issues arising during construction period, including exceptions from Company’s inspections
- ☐ Complete and submit for Final Completion Notice
- ☐ Complete and submit the Bill of Sale

Developer agrees that Agent, not Company, is responsible for providing copies of contracts, notices, correspondence and other communication between Company and Agent to Developer as agreed upon between Developer and Agent.

In the event that Developer terminates their agreement with Agent, developer will provide written, notarized, notice to Company to the mailing address given below, of said termination and provide the name and contact information of Developer’s new agent or representative. Company will, after receipt of notice, conduct future business as noted above with new agent or representative of Developer. In case of change of Agent, Company will, upon request and upon payment of administrative costs, provide to Developer copies of contracts, notices, and correspondence between Company and Agent.

In the event of failure of Agent to perform, and upon notice to Developer by Company, Developer agrees to fulfill all commitments entered into by Agent for service to the Development.



## Acknowledgments

### **[SUBCONTRACTOR]**

### **HEBER LIGHT & POWER COMPANY**

Name: \_\_\_\_\_

Name: Jason Norlen, General Manager

Address: \_\_\_\_\_

Address: 31 S 100 W

\_\_\_\_\_

Heber City, UT 84032

Phone: \_\_\_\_\_

Phone: (435) 654-1581

E-mail: \_\_\_\_\_

E-mail: jnorlen@heberpower.com

Signature: \_\_\_\_\_

Signature: \_\_\_\_\_

Date: \_\_\_\_\_

Date: \_\_\_\_\_

### **[DEVELOPER]**

Name: \_\_\_\_\_

Address: \_\_\_\_\_

\_\_\_\_\_

Phone: \_\_\_\_\_

E-mail: \_\_\_\_\_

Signature: \_\_\_\_\_

Date: \_\_\_\_\_



Date  
Project Name:  
Work Order:

## **APPLICANT BUILT LINE EXPECTATIONS AND REQUIREMENTS**

(Developers and Installation Contractors)

Heber Light & Power Company (the “Company”) sets forth herein several expectations and requirements for both developers and their installation contractors to facilitate the Applicant Built Line (ABL) installation, inspection and connection processes. These expectations and requirements have arisen out of experience with past projects and implementation of improved business practices and are also intended to protect and preserve the quality of electrical installations delivered via the ABL approach. Failure of developers and installation contractors to comply with these expectations and requirements will put the inspection and connection of developer-built line extensions in jeopardy.

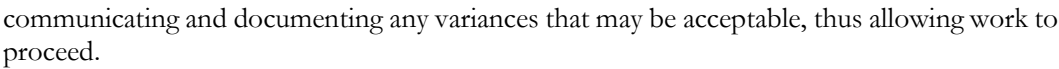
### **1. Contacts**

- a. Developers: The Company contact for project related topics is always [\[insert contact person\]](#). ABL process topics (not project specific) should be addressed to [\[insert contact person\]](#).
- b. Installation contractors: The Company contact for all project-related topics is always the [\[insert contact person\]](#). Inspectors have responsibility for the quality of the final product and, as such, are responsible for responding to design and drawing interpretations, minor field changes and any other questions arising at the project site. Where inspectors do not have an immediate answer, they will seek out the proper response from the appropriate Company personnel. ABL process topics which are not project specific may be addressed to [\[insert contact person\]](#).

### **2. Licensing Requirements**

- a. All developers and installation contractors proposing to construct electric infrastructure for the Company shall possess a current and active E100 contractor's license issued by the State of Utah, which stipulates that: General Engineering Contractor means a person licensed under the Utah Construction Trades Licensing Act, Chapter 58-55-102.
- b. A typical construction crew shall include a journeyman lineman, not more than two apprentice linemen per journeyman, equipment operators, ground men, and skilled helpers. A listing of individuals working on an ABL installation shall be provided to the Company prior to beginning work and shall be updated as needed. This listing shall include licensing and qualifications details for each individual.
- c. Individuals such as equipment operators, ground men, skilled helpers, general laborers, etc., who will not be directly involved in the installation of electric infrastructure such as potential hot termination are not subject to the above licensing and qualification requirements.
- d. All developers and contractors must be insured and shall possess applicable and verifiable experience constructing similar electric infrastructure used by the Company.
- e. These licensing requirements apply to all contractors installing electric facilities for the Company under an Applicant Built Line Extension Agreement.
- f. Developers and installation contractors shall complete projects according to the current version of Company standards. [\[Insert Hyperlink to HLP underground standards/instructions\]](#)
- g. Developers and installation contractors shall comply with Heber Light & Power Construction Standards. Installation contractors should always use these standards as their primary reference regarding installation requirements. In rare cases, the inspector will be responsible for





- Page 2 of 4



structure and licensing as defined above. Company employees, agents, and contractors are not expected to provide work practice training or other project assistance.

10. Installation contractors: Inspectors are required to either be present or be notified whenever certain installation procedures are planned or in progress. Key installation steps requiring an inspector's presence include installing conduit (including road crossings), pulling cable, shading conduit, preparation and placement of switchgear, transformers, and secondary boxes, making up transformers, switchgear, etc. Inspectors are required to review not only the finished quality at the end product, but also to inspect the processes used and installation contractor skill sets employed to ensure a quality installation. Any of the above installations where notification of work anticipated or in progress has not been received will be subject to removal and proper re-installation with inspector on-site review.
11. Installation contractors are required to utilize special tools and equipment to ensure quality installation as follows:
  - a. Any cable cutting tool that results in a smooth cut
  - b. Split bell used in the conduit opening when pulling cable through conduit
  - c. Flexible cable guide (elephant's trunk) for cable protection when conduit opening does not provide a straightforward access
  - d. Cable pulling equipment for pulls through conduit longer than 50' or any conduit pull which includes bends: use either pulling sock/grip or multiple pulling eyes
  - e. Semi-conductor scoring tool
  - f. Insulation trimming tool
12. Since ABL work zones are not always monitored, there is a high potential for damage to facilities during the installation process. Developers and installation contractors are expected to at a minimum employ practices like those employed by the Company to protect materials & facilities during installation. Of special concern to the Company are electric cables lying on top of the ground where they are easily subject to damage.
13. Communications:
  - a. Installation contractors are expected to provide regular weekly notification (at a minimum) of installation status so that inspector can properly arrange their inspection schedule.
  - b. Any changes in installation dates and/or am/pm work schedules must be communicated to the inspector by either e-mail or telephone as soon as possible. The inspector will do their best to accommodate such requests.
  - c. The inspector's time is charged directly to the job and is a direct cost to the developer. It is therefore in the developer's interest to avoid having the inspector making unnecessary trips to the job site.
  - d. Include job name and phase in the subject line of any e-mail or other written communications.
14. Developers or their installation contractors must notify the inspector when all work is completed and ready for final inspection. The inspector will notify the developer or installation contractor if any additional work is required. Once work completion is verified by the inspector, the developer will submit the final bill of sale within three days to complete the property title transfer process and commence the connection and refund processes. Once the project is successfully energized, the Company will sign the bill of sale to indicate that all developer obligations have been completed. A copy of the final acceptance will be returned to the developer.
15. Special rules are in place for installation contractors who are also line service agreement contractors:

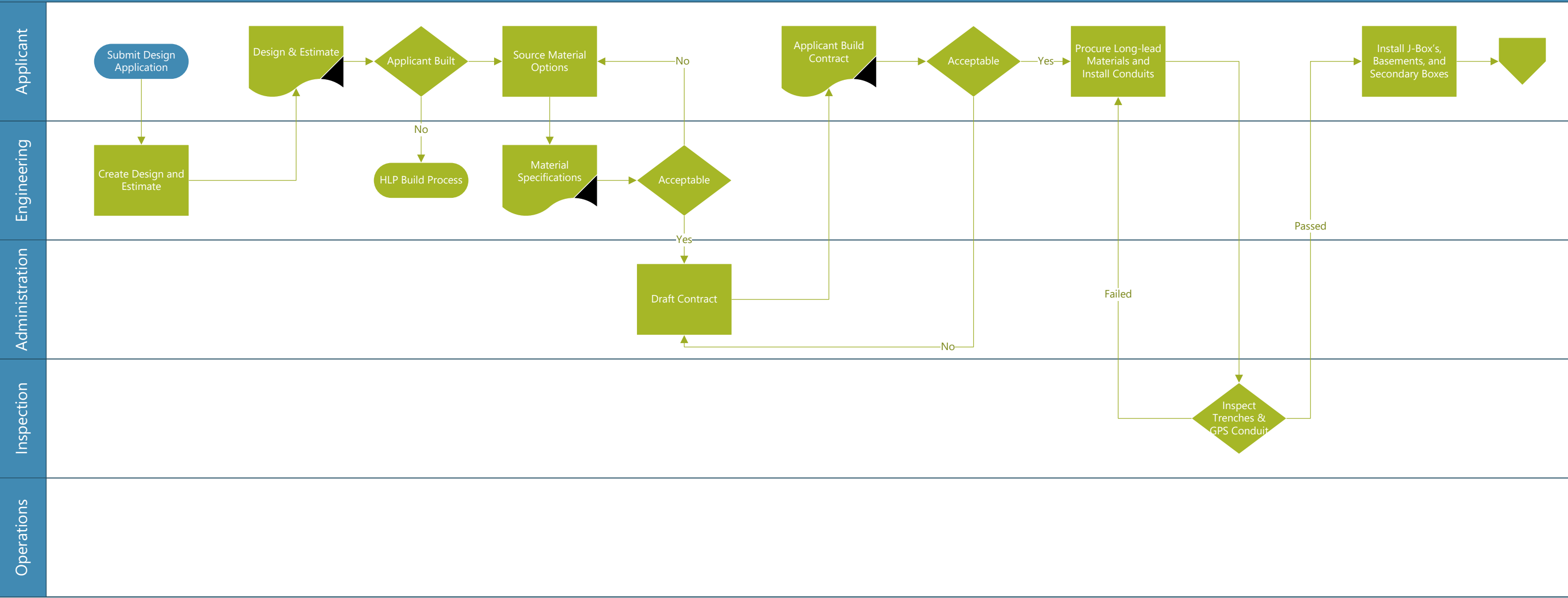


- a. To preserve the Company's independence and avoid potential conflicts of interest, line service agreement contractors desiring to contract with developers in performing applicant-built work must be aware of the work rules below. Contracting directly with the developer is considered non-Company work and the work rules below apply. Evidence of non-compliance to these work rules may result in the Company pursuing termination of the contract with the respective line service agreement contractor.
  - b. Line service agreement contractors must refrain from:
    - i. Using Company provided materials that are stocked on vehicles in the installation of developer/applicant-built facilities.
    - ii. Accessing Company yards or facilities for purposes other than Company work.
    - iii. Utilizing Company yards and facilities for the storage or staging of non-Company materials or for storage of equipment used in non-Company work.
    - iv. Engaging Company employees in any way in the contractor's performance of non-Company work.
    - v. Discussing any aspect of the developer's work with Company employees unless properly authorized by a signed letter of agency from the developer.
    - vi. Using the Company's employees, materials, or the Company's relationship with the contractor in any way that creates a conflict of interest with the work the contractor is performing for the Company and the work being provided to the developer.
16. Heber Light & Power is always striving to improve its processes. Developers and installation contractors are welcome to offer input and suggestions to improve ABL related processes and to communicate those suggestions to the Company contact.

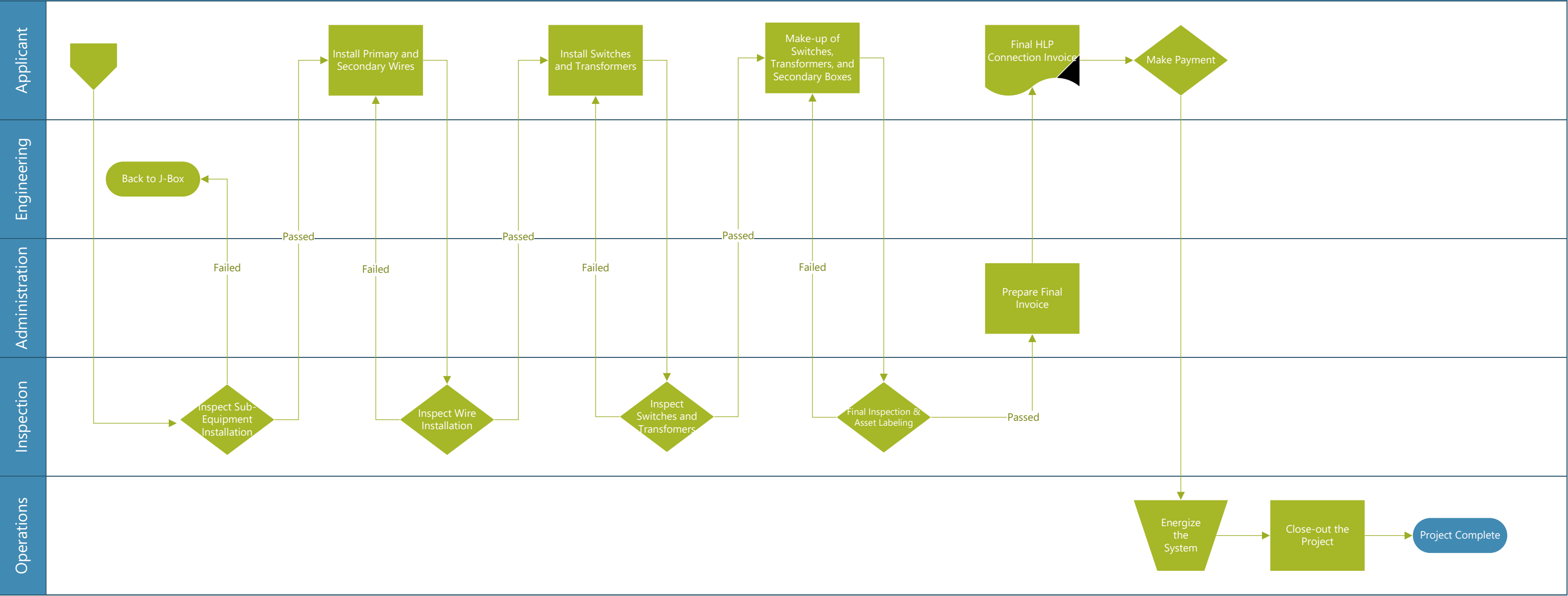
Accepted – Developer: \_\_\_\_\_ Date: \_\_\_\_\_

Accepted – Installation Contractor: \_\_\_\_\_ Date: \_\_\_\_\_

Applicant Built Installation & Inspection Process



Applicant Built Installation & Inspection Process



## Owner Build Specification Sheet

Description	Specification	Notes
CONDUCTOR UG PRIMARY	Okanite, Kerite	
CONDUCTOR UG SECONDARY	Southwire, General Cable, King Wire	
CROSSARM	Puppi	
Load Break ELBOW	Elastimold, Cooper, Hubble, Richards	Must be jacket seals
FAULT INDICATOR	PDP	With fiber leads
FUSE	Cooper, Hubble, S&C	
JACKMOON	Etco Specialty Products	
SECONDARY BOX	Nordic	PSP 151530
SECTIONALIZER	Nordic	ND350 ND450
Four Points	Richards, Elastimold, Cooper, Hubble	
Pad Mount SWITCH	S&C, Federal Pacific	
Hook Stick Switch	M3D62B	M3D62B
Underhung	Royal	2021675AH
TRANSFORMER PADMOUNT 1 PHASE	ABB, Howard, Ermco, Central Moloney	
TRANSFORMER PADMOUNT 3 PHASE	ABB, Howard, Ermco, Central Moloney, Weg	
Transformer Base	Nordic, Hubble	
Switch Base	Concast	

DWG #	DRAWING DESCRIPTION	REV DATE	REV #
1.0	ELECTRICAL SERVICE STANDARDS TABLE OF CONTENTS	2/7/2025	0.0
2.2	ELECTRICAL SERVICE INFORMATION - RESIDENTIAL POWER SERVICE	1/11/2025	0.0
2.3	ELECTRICAL SERVICE INFORMATION - MULTI-FAMILY & COMMERCIAL POWER SERVICE	1/11/2025	0.0
2.4	SERVICE UPGRADE PROCESS & REQUIREMENTS RESIDENTIAL & COMMERCIAL POWER SERVICE	1/11/2025	0.0
3.2.1	UNDERGROUND SERVICE 100-400 AMP (1 PHASE) CONSTRUCTION POWER SERVICE	1/13/2025	0.0
3.2.2	UNDERGROUND SERVICE 100-400 AMP (1 PHASE) RESIDENTIAL POWER SERVICE	1/13/2025	0.0
3.2.3	FREE STANDING METER 100-400 AMP (1 OR 3 PHASE) TYPICAL INSTALLATION	1/13/2025	0.0
3.2.4	PEDESTAL METER 100-200 AMP (1 PHASE) TYPICAL INSTALLATION	1/13/2025	0.0
3.2.5	OVERHEAD SERVICE 100-200 AMP (1 PHASE) RESIDENTIAL & COMMERCIAL POWER SERVICE	1/13/2025	0.0
3.3.1	RISER POLE (OVERHEAD TO UNDERGROUND) (LOCATIONS IN THE P.U.E.)	2/6/2025	0.0
3.3.2	COMMUNICATION SPACE & ATTACHMENT (OVERHEAD)	2/6/2025	0.0
4.1.0	CONNECTION DETAIL TO EXISTING ENERGIZED EQUIPMENT RESIDENTIAL & COMMERCIAL POWER SERVICE	1/13/2025	0.0
4.1.1	TRANSFORMER SINGLE PHASE (LOCATIONS IN THE P.U.E.)	1/13/2025	0.0
4.1.2	SECONDARY JUNCTION BOX (SECONDARY PEDESTAL) (LOCATIONS IN THE P.U.E.)	2/4/2025	0.0
4.1.3	GROUND SLEEVE/SECTIONALIZER (TYPICAL LOCATION IN THE P.U.E.)	2/6/2025	0.0
4.1.4	PME SWITCHGEAR (LOCATIONS IN THE P.U.E.)	2/6/2025	0.0
4.1.5	TRANSFORMER, JUNCTION BOX & P.U.E LOCATION (DEVELOPMENT WITH COMBO CURB/WALK)	2/7/2025	0.0
4.1.6	TRANSFORMER, JUNCTION BOX & P.U.E LOCATION (DEVELOPMENT WITH CURB PLANTER STRIP & WALK)	2/7/2025	0.0
4.1.7	EQUIPMENT & SPECIAL P..U.E. LOCATION (15' PUE) (DEVELOPMENT WITH CURB & 15' PUE)	2/7/2025	0.0
4.1.8	TRANSFORMER, JUNCTION BOX & P.U.E LOCATION (DEVELOPMENT WITH SWALE, NO CURB)	2/7/2025	0.0
4.1.9	TRANSFORMER PAD 3 PHASE UNDERGROUND SERVICE	2/7/2025	0.0
4.1.10	MANUAL 3-PHASE TRANSFORMER PAD	2/7/2025	0.0
4.2.1	ELECTRICAL TRENCH & CONDUIT NOTES RESIDENTIAL & COMMERCIAL POWER SERVICE	1/20/2025	0.0
4.2.2	POWER TRENCH & JOINT USE TRENCH DETAIL RESIDENTIAL & COMMERCIAL POWER SERVICE	1/20/2025	0.0
4.2.3	POWER TRENCH & CONDUIT THRUST BLOCK (EXAMPLE) RESIDENTIAL & COMM. POWER SERVICE	11/12/2024	0.0
4.2.4	MANDREL TABLE RESIDENTIAL & COMMERCIAL POWER SERVICE	1/20/2025	0.0
4.2.5	POWER EQUIPMENT EROSION PREVENTION RESIDENTIAL & COMMERCIAL POWER SERVICE	1/20/2025	0.0
5.1	TRANSFORMER & EQUIPMENT REQUIRED CLEARANCES RESIDENTIAL & COMMERCIAL POWER SERVICE	2/7/2025	0.0
5.2	TRANSFORMER & EQUIPMENT REQUIRED CLEARANCES RESIDENTIAL & COMMERCIAL POWER SERVICE	2/7/2025	0.0
5.3	CLEARANCE REQUIRED FOR SECONDARY JUNCTION BOX RESIDENTIAL & COMMERCIAL POWER SERVICE	2/7/2025	0.0
5.4	CLEARANCE TO COMBUSTIBLE STRUCTURES FROM TRANSFORMERS (LOCATED IN THE P.U.E.)	2/7/2025	0.0
5.5	CLEARANCES FOR SERVICE DROPS <600 VOLT FOR BUILDINGS, SIGNS & OTHER INSTALLATIONS RESIDENTIAL & COMMERCIAL POWER SERVICE	2/7/2025	0.0
6.1.1	METER SOCKET SINGLE PHASE WIRING DIAGRAM 120/240 VOLT OR 120/208 VOLT 100-200 AMP RESIDENTIAL OR COMMERCIAL	11/14/2024	0.0
6.1.2	METER SOCKET UP TO 400 AMP WIRING DIAGRAM 3 WIRE WYE 1 PHASE 120/240 VOLT OR 277/480 VOLT (5 TERMINAL SOCKET W/ LINK BY-PASS)	11/14/2024	0.0
6.1.3	MULTI-METER INSTALLATION UNDERGROUND SERVICE 200 AMP & GREATER, SELF CONTAINED METERING	1/20/2025	0.0
6.2.1	ELECTRICAL SERVICE REQUIREMENTS CT METERING 800 AMP MAX. COMMERCIAL/1 PHASE-3 PHASE POWER SERVICE	11/14/2024	0.0
6.3.1	REQUIREMENTS FOR ELECTRIC SERVICE SWITCHBOARD METERING OVER 400 AMP COMMERCIAL & INDUSTRIAL 3 <sup>^</sup> POWER	11/14/2024	0.0
6.3.2	SWITCHBOARD SERVICE 800 AMP & GREATER COMMERCIAL AND INDUSTRIAL SERVICES	11/14/2024	0.0
6.3.3	SWITCHBOARD SERVICE 800 AMP & GREATER COMMERCIAL AND INDUSTRIAL SERVICES	11/14/2024	0.0



# **REQUIREMENTS & STANDARDS** **ELECTRICAL SERVICE** **STANDARDS** **TABLE OF CONTENTS**

DWG: **1.0**

REV. 0.00

BY: JB/MA

DATE: 2/7/25

## TEMPORARY CONSTRUCTION POWER:

TEMPORARY POWER WILL BE ON A CASE-BY-CASE BASIS AT HEBER LIGHT & POWER'S DISCRETION AND SHALL NOT LAST MORE THAN ONE YEAR.

## PERMANENT POWER:

ALL PERMANENT ELECTRICAL SERVICE INSTALLATIONS SHALL MEET HEBER LIGHT & POWER SERVICE SPECIFICATIONS, NATIONAL ELECTRICAL CODE AND NATIONAL ELECTRICAL SAFETY CODE LATEST REVISIONS, NO CUSTOMER OWNED EQUIPMENT BETWEEN METER BASE AND METER. ADDRESS SHALL BE POSTED AT BUILDING SITE.

HEBER LIGHT & POWER SERVICE SPECIFICATIONS ARE PUBLISHED ON THE HEBER LIGHT & POWER WEBSITE UNDER DOCUMENT & POLICY LIBRARY-GENERAL INFORMATION  
(<https://www.heberpower.com/company-information/documents-policy-library/>.)

MAXIMUM RESIDENTIAL SERVICE IS SINGLE PHASE 800 AMPS.

IMPACT FEE APPLICATION MUST BE COMPLETED BY OWNER BUILDER/CONTRACTOR PRIOR TO CONNECTION OF PERMANENT ELECTRICAL SERVICE. INSPECTION FROM AUTHORITY HAVING JURISDICTION (THE LOCAL/MUNICIPAL INSPECTING AUTHORITY) MUST BE COMPLETED PRIOR TO CONNECTION OF PERMANENT ELECTRICAL SERVICE.

HEBER LIGHT & POWER SHALL INSPECT TRENCH AND CONDUIT INSTALLATION PRIOR TO BACKFILL. (CALL WITH 48 HOURS NOTICE TO SCHEDULE ELECTRICAL SERVICE TRENCH INSPECTIONS.) ANY BOXES SET BY DEVELOPER SHALL BE INSPECTED PRIOR TO BACKFILL.

ALL NEW DEVELOPMENTS WILL BE SERVICED UNDERGROUND; OWNER/DEVELOPER WILL BE RESPONSIBLE TO PROVIDE AND INSTALL ALL UNDERGROUND CONDUIT. TRANSFORMER PADS, SECONDARY JUNCTION BOXES, GROUND SLEEVE BASES AND SWITCH BASES WILL BE PROVIDED BY HEBER LIGHT & POWER AND INSTALLED BY CONTRACTOR. THE UNDERGROUND ELECTRICAL DISTRIBUTION LAYOUT SHALL BE COMPLETED BY OR APPROVED BY HEBER LIGHT & POWER.

ALL SERVICES REQUIRE SCH. 40 PVC CONDUIT AND RIGID METAL CONDUIT (RMC) LONG SWEEP (LS) 90 BEND AND RISER WITH LUG CONNECTION TO MAIN/METER BASE. FOR SINGLE FAMILY RESIDENTIAL SERVICE HEBER LIGHT & POWER WILL PROVIDE THE CONDUCTOR FROM THE SOURCE TO THE MAIN/METER BASE UP TO 200 FEET MAXIMUM (SEE 3.2.1-3.2.4, & 6.1.4. FOR LONGER LENGTHS CONSULT WITH HEBER LIGHT & POWER FOR ADDITIONAL COST).

FOR SINGLE FAMILY RESIDENTIAL SERVICE HEBER LIGHT & POWER WILL DO THE INITIAL WIRE PULL. AFTER INITIAL INSTALLATION THE CUSTOMER WILL BE RESPONSIBLE FOR ALL COSTS TO MAINTAIN/REPLACE CONDUIT AND CONDUCTOR FROM THEIR RESIDENCE UP TO THE SECONDARY BOX, TRANSFORMER OR POWER SERVICE MAST (I.E., THE POWER SOURCE.) TEMPORARY FIXES BY HEBER LIGHT & POWER WILL ONLY BE FOR 30 DAYS MAXIMUM.

THE DEVELOPER/CONTRACTOR SHALL BE CHARGED FOR ALL BROKEN/DAMAGED EQUIPMENT UP TO THE TIME THE HOMEOWNER TAKES OCCUPANCY.

GENERAL RULES FOR THE SERVICE LOCATION ARE AS FOLLOWS: THE METER AND MAIN DISCONNECT SHALL BE SETBACK FROM THE FRONT CORNER OF THE STRUCTURE A MAXIMUM OF 15 FEET. METER SHALL BE A MINIMUM OF 3 FEET AWAY FROM GAS SERVICE AND 3 FEET AWAY FROM WINDOWS THAT OPEN AND FROM DOORS.

THE METER & MAIN DISCONNECT SHALL BE ON THE SIDE OF THE STRUCTURE CLOSEST TO THE DISTRIBUTION POWER SOURCE INTENDED FOR THAT SITE. IF A STUB-OUT IS AVAILABLE IT SHALL BE USED. METER SHALL NOT BE LOCATED MORE THAN 200 FEET FROM THE DISTRIBUTION POWER SOURCE. IF IT IS MORE THAN 200 FEET, ADDITIONAL LINE EXTENSION COSTS WILL BE AT CUSTOMER'S EXPENSE.



## REQUIREMENTS & STANDARDS ELECTRICAL SERVICE INFORMATION

### RESIDENTIAL POWER SERVICE

DWG: **2.2**

REV. 0.00

BY: JB/MA

DATE: 1/11/25



## TEMPORARY CONSTRUCTION POWER:

ALL TEMPORARY ELECTRICAL SERVICE INSTALLATIONS SHALL MEET HEBER LIGHT & POWER SPECIFICATIONS, NATIONAL ELECTRICAL CODE, AND NATIONAL ELECTRICAL SAFETY CODE LATEST REVISIONS. ADDRESS SHALL BE POSTED AT BUILDING SITE.

TEMPORARY POWER WILL BE ON A CASE-BY-CASE BASIS AT HEBER LIGHT & POWER'S DISCRETION. HEBER LIGHT & POWER REQUIRES OWNER/BUILDER TO SUPPLY AND INSTALL THE PERMANENT SERVICE INCLUDING METER BASE, DISCONNECTS AND OUTLETS. (SEE DETAIL 3.2.1) OWNER/BUILDER SHALL HAVE A BUILDING PERMIT NUMBER PRIOR TO MAKING APPLICATION FOR TEMPORARY POWER.

OWNER SHALL GO TO <https://www.heberpower.com/impact-fee-application/> TO MAKE APPLICATION FOR SERVICE OR CONTACT HEBER POWER & LIGHT AT (435) 654-1581.

TEMPORARY POWER CONNECTS FOR COMMERCIAL CONSTRUCTION MAY USE THE PERMANENT TRANSFORMER FOR THE PROJECT, OR RENT A TEMPORARY TRANSFORMER FROM HEBER LIGHT & POWER. SEE THE FEE SCHEDULE FOR CHARGES ASSOCIATED WITH TEMPORARY POWER. ADDITIONAL FEES MAY BE NECESSARY DEPENDING ON SIZE AND TYPE OF TEMPORARY POWER REQUEST.

## PERMANENT POWER:

ALL PERMANENT ELECTRICAL SERVICE INSTALLATIONS SHALL MEET HEBER LIGHT & POWER SERVICE SPECIFICATIONS, NATIONAL ELECTRICAL CODE AND NATIONAL ELECTRICAL SAFETY CODE LATEST REVISIONS, NO CUSTOMER OWNED EQUIPMENT BETWEEN METER BASE AND METER. ADDRESS SHALL BE POSTED AT BUILDING SITE.

HEBER LIGHT & POWER SERVICE SPECIFICATIONS ARE PUBLISHED ON THE HEBER LIGHT & POWER WEBSITE UNDER DOCUMENT & POLICY LIBRARY-GENERAL INFORMATION (<https://www.heberpower.com/company-information/documents-policy-library/>)

APPLICATION FOR PERMANENT ELECTRICAL SERVICE MUST BE COMPLETED BY OWNER BUILDER\CONTRACTOR PRIOR TO CONNECTION OF PERMANENT ELECTRICAL SERVICE. INSPECTION FROM AUTHORITY HAVING JURISDICTION (THE LOCAL/MUNICIPAL INSPECTING AUTHORITY) MUST BE COMPLETED PRIOR TO CONNECTION OF PERMANENT ELECTRICAL SERVICE.

ANY STRUCTURE WITH MORE THAN ONE UNIT SHALL BANK METERS IN A CENTRAL LOCATION. SEE 6.1.4

HEBER LIGHT & POWER SHALL INSPECT TRENCH AND CONDUIT INSTALLATION PRIOR TO BACKFILL. (CALL WITH 48 HOURS NOTICE TO SCHEDULE ELECTRICAL SERVICE TRENCH INSPECTIONS)

GENERAL RULES FOR THE SERVICE LOCATION ARE AS FOLLOWS: THE METER AND MAIN DISCONNECT SHALL BE SETBACK FROM THE FRONT CORNER OF THE STRUCTURE A MAXIMUM OF 15 FEET. METER SHALL BE A MINIMUM OF 3 FEET AWAY FROM GAS SERVICE AND 3 FEET AWAY FROM WINDOWS THAT OPEN AND FROM DOORS.

THE METER & MAIN DISCONNECT SHALL BE ON THE SIDE OF THE STRUCTURE CLOSEST TO THE DISTRIBUTION POWER SOURCE INTENDED FOR THAT SITE. IF A STUB-OUT IS AVAILABLE IT SHALL BE USED. METER SHALL NOT BE LOCATED MORE THAN 200 FEET FROM THE DISTRIBUTION POWER SOURCE. IF IT IS MORE THAN 200 FEET, ADDITIONAL LINE EXTENSION COSTS WILL BE AT CUSTOMER'S EXPENSE.

ALL NEW DEVELOPMENTS WILL BE SERVICED UNDERGROUND; OWNER/DEVELOPER WILL BE RESPONSIBLE TO PROVIDE AND INSTALL ALL UNDERGROUND CONDUIT. TRANSFORMER PADS, SECONDARY JUNCTION BOXES, GROUND SLEEVE BASES AND SWITCH BASES WILL BE PROVIDED BY HEBER LIGHT & POWER AND INSTALLED BY CONTRACTOR. THE UNDERGROUND ELECTRICAL DISTRIBUTION LAYOUT SHALL BE COMPLETED BY OR APPROVED BY HEBER LIGHT & POWER.

ALL SERVICES REQUIRE SCH. 40 PVC CONDUIT AND RMC LONG SWEEP (LS) 90 BEND AND RISER WITH LUG CONNECTION TO MAIN/METER BASE, SUPPLIED AND INSTALLED BY THE OWNER/CONTRACTOR. FOR MULTI FAMILY UNITS AND COMMERCIAL INSTALLATIONS, THE SECONDARY CONDUCTOR SHALL BE SUPPLIED, INSTALLED (PULLED), TERMINATED & MAINTAINED BY OWNER / CONTRACTOR PER NEC, FROM THE METER BASE TO THE POWER SOURCE SUPPLIED BY HEBER LIGHT & POWER. AFTER INITIAL INSTALLATION THE CUSTOMER WILL BE RESPONSIBLE FOR ALL COSTS TO MAINTAIN/REPLACE CONDUIT AND CONDUCTOR FROM POWER SOURCE.

DEVELOPER/CONTRACTOR SHALL BE CHARGED FOR ALL BROKEN/DAMAGED EQUIPMENT UP TO THE TIME THE OWNER TAKES POSSESSION.



## REQUIREMENTS & STANDARDS ELECTRICAL SERVICE INFORMATION

**MULTI-FAMILY & COMMERCIAL POWER SERVICE**

DWG: **2.3**

REV. 0.00

BY: JB/MA

DATE: 1/11/25

## PRE-INSPECTIONS REQUIRED ON ALL SERVICE UPGRADES.

APPLICATION FOR ELECTRICAL SERVICE UPGRADE MUST BE COMPLETED BY OWNER/CONTRACTOR PRIOR TO ELECTRICAL SERVICE UPGRADE. ALL SERVICE UPGRADES REQUIRE A PRE-INSPECTION AND IMPACT FEE PAYMENT.

ALL ELECTRICAL SERVICE UPGRADE INSTALLATIONS SHALL MEET HEBER LIGHT & POWER / BUILDING INSPECTION SERVICE SPECIFICATIONS, NATIONAL ELECTRICAL CODE AND NATIONAL ELECTRICAL SAFETY CODE LATEST REVISIONS.

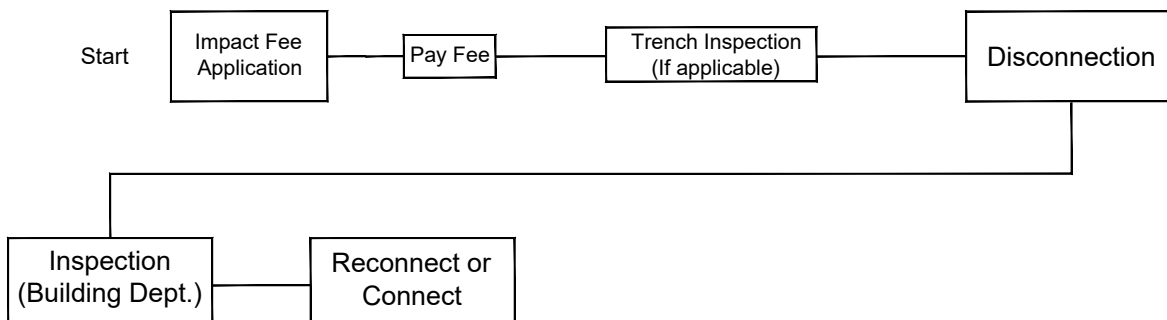
**ADDRESS SHALL BE POSTED AT BUILDING SITE.**

METER & SERVICE LOCATIONS ARE TO BE DETERMINED BY HEBER LIGHT & POWER. GENERAL RULES FOR THE SERVICE LOCATION ARE AS FOLLOWS: THE METER AND MAIN DISCONNECT SHALL BE SETBACK FROM THE FRONT CORNER OF THE STRUCTURE A MAXIMUM OF 15 FEET. METER SHALL BE A MINIMUM OF 3 FEET AWAY FROM GAS SERVICE AND 3 FEET FROM WINDOWS THAT OPEN AND FROM DOORS. THE METER & MAIN DISCONNECT SHALL BE ON THE SIDE OF THE STRUCTURE CLOSEST TO THE DISTRIBUTION POWER SOURCE INTENDED FOR THAT SITE. IF A STUB-OUT IS AVAILABLE IT SHALL BE USED. METER SHALL NOT BE LOCATED MORE THAN 200 FEET FROM THE DISTRIBUTION POWER SOURCE. IF IT IS MORE THAN 200 FEET, ADDITIONAL LINE EXTENSION COSTS WILL BE AT CUSTOMER'S EXPENSE.

IF UPGRADING SERVICE, IT MUST COMPLY WITH CURRENT STANDARDS. SEE 3.2.2 FOR CURRENT REQUIREMENTS. ALL SERVICE UPGRADES NOT CONFORMING TO CURRENT HEBER LIGHT & POWER / BUILDING INSPECTION STANDARDS SHALL BE DENIED. LINE SIDE JUNCTION BOXES AND ELECTRICAL GUTTERS ARE NOT ALLOWED. ALL UNUSED ELECTRICAL EQUIPMENT SHALL BE REMOVED.

HEBER LIGHT & POWER SHALL INSPECT TRENCH AND CONDUIT INSTALLATION PRIOR TO BACKFILL. (CALL WITH 48 HOURS NOTICE TO SCHEDULE ELECTRICAL SERVICE TRENCH INSPECTIONS)

NOTE: FOR MULTI-METER INSTALLATIONS ALL METER BASES SHALL BE LABELED AS WELL AS EACH INSIDE BREAKER PANEL WITH A PERMANENT LABEL.



### REQUIREMENTS & STANDARDS SERVICE UPGRADE PROCESS & REQUIREMENTS

**RESIDENTIAL & COMMERCIAL POWER SERVICE**

DWG: **2.4**

REV. 0.00

BY: JB/MA

DATE: 1/11/25

**NOTE FOR CABIN COMMUNITIES WITH UNDERGROUND SERVICES:**  
**INSTALL A FREE-STANDING METER (DWG. 3.2.3) WITHIN 20 FEET OF TRANSFORMER OR SECONDARY BOX.**

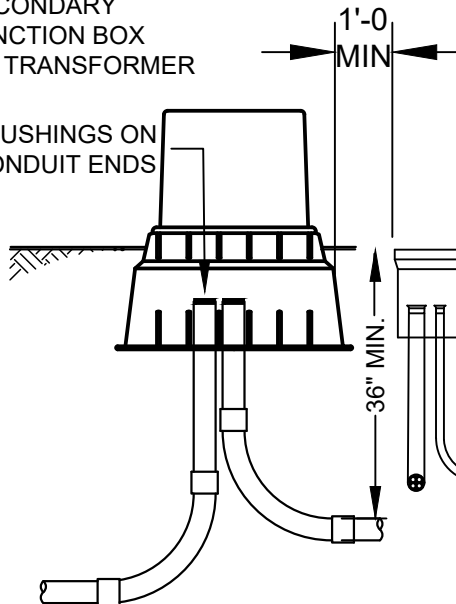
**TEMP POWER WILL BE ON CASE BY CASE BASIS AT HEBER LIGHT & POWER'S DISCRETION AND SHALL NOT LAST MORE THAN ONE YEAR**

IF HEBER LIGHT & POWER PASSES A TRENCH INSPECTION BUT IT DOES NOT MEET THE REQUIREMENTS AS STATED IN THIS DOCUMENT, HEBER LIGHT & POWER RESERVES THE RIGHT TO HAVE CUSTOMER COMPLY WITH THESE STANDARDS.

THE CUSTOMER SHALL HAVE LOT LINES, PUE'S, AND EASEMENTS SURVEYED PRIOR TO INSTALLING CONDUIT TO VERIFY IT IS IN THE CORRECT LOCATION. ANY RELOCATION/ REINSTALLATION EXPENSES WILL BE THE CUSTOMER'S.

SECONDARY JUNCTION BOX OR TRANSFORMER

BUSHINGS ON CONDUIT ENDS



5'-6" TO 6'-0" FROM FINAL GRADE

MAIN SERVICE DISCONNECT REQUIRED OUTSIDE AT THE METER LOCATION.

METER LOCATION SHALL BE APPROVED BY HEBER LIGHT & POWER

**CONNECT RISER CONDUIT TO METER BASE WITH HUB & GROUNDING BUSHING**

ANCHOR RISER CONDUIT TO CONCRETE FOUNDATION WALL. ANCHORS SHALL BE 3" PIPE CLAMP TO 6" MIN. UNI-STRUT WITH (2)  $\frac{5}{16}$ " DIA. ANCHORS WITH 2-1/2" EMBEDMENT (MIN.) 1 ANCHOR SHALL REMAIN ABOVE FINISHED GRADE, AND 1 ANCHOR SHALL BE 2' BELOW THE OTHER.

PONY WALL FOR CONSTRUCTION POWER

BLOCK AS REQ'D FOR VENEER

ADDRESS SHALL BE POSTED AT BUILDING

BUILDING FRAMING WITH BLOCKING FOR ATTACHMENT

GROUND PER NEC

3" DIA. RMC CONDUIT

RIGID COUPLING

RIGID/RMC LONG-SWEEP ELBOW

COMMUNICATIONS BOX (TYP)

COMMUNICATION SERVICE CONDUIT STUBS

SERVICE CONDUIT

#### NOTES:

1. PVC CONDUIT SHALL NOT BE HEATED TO MAKE BENDS. ONLY CONDUIT WITH FACTORY BENDS WILL BE ACCEPTED.
2. SERVICE CONDUIT MUST BE CONTINUOUS FROM SOURCE TO METER BASE.
3. SERVICE CONDUIT DAMAGE IS AT CUSTOMER'S EXPENSE. (HEBER LIGHT & POWER WILL DISCONNECT METER)
4. METAL CONDUIT INSTALLED BELOW GRADE SHALL BE PROTECTED FROM CORROSION BY AN APPROVED COVERING OF PVC TAPE.
5. CONTRACTOR SHALL COMPACT TRENCH AND BACKFILL TO 95% MAX DENSITY



## REQUIREMENTS & STANDARDS UNDERGROUND SERVICE 100-400 AMP (1 PHASE)

CONSTRUCTION POWER SERVICE

DWG: **3.2.1**

REV. 0.00

BY: JB/MA

DATE: 1/13/25

ALL NON-CURRENT CARRYING METALLIC PARTS TO BE BONDED TO NEUTRAL AND EFFECTIVELY GROUNDED - PER NEC

ADDRESS SHALL BE POSTED AT BUILDING

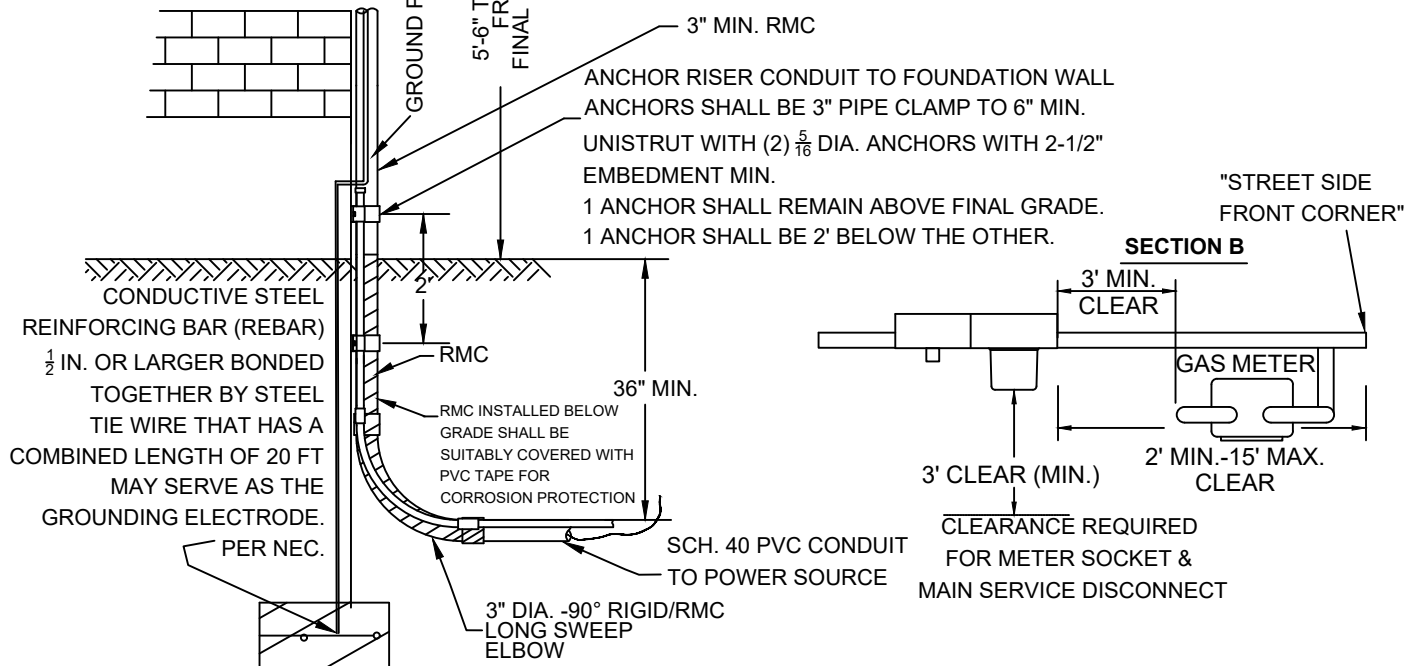
**MAIN SERVICE DISCONNECT**  
REQUIRED AT THE METER LOCATION

CONNECT RISER WITH HUB & GROUNDING BUSHING

METER BASE & MAIN SERVICE DISCONNECT

#### SECTION A

1. CUSTOMER TO FURNISH AND INSTALL CONDUIT FROM TRANSFORMER/SECONDARY JUNCTION BOX, TO METER SOCKET.
2. CONTACT HEBER LIGHT & POWER FOR TRENCH INSPECTION. DO NOT BACKFILL PRIOR TO INSPECTION. REFER TO 4.2.1.
3. SEE TRENCH DETAIL DRAWING FOR SPECIFICATIONS.
4. TRENCH SHALL BE MIN. DEPTH OF 36".
5. HEBER LIGHT & POWER TO SUPPLY CONDUCTOR AFTER INSPECTION HAS BEEN COMPLETED.
6. METER LOCATION MUST BE APPROVED BY HEBER LIGHT & POWER.



#### NOTES:

1. 100 AMP SERVICE MINIMUM SERVICE SIZE THAT CAN BE INSTALLED (NEC 310.12.)
2. DISTANCE FROM POWER SOURCE TO METER CANNOT EXCEED 200 FEET WITH A MAXIMUM OF TWO 90 DEGREE ELBOWS, WITHOUT ADDITIONAL LINE EXTENSION.
3. PVC CONDUIT SHALL NOT BE HEATED TO MAKE BENDS. ONLY CONDUIT WITH FACTORY BENDS WILL BE ACCEPTED.
4. MULE TAPE SHALL BE PULLED THROUGH CONDUIT BEFORE CONDUCTOR WILL BE PULLED BY HEBER LIGHT & POWER.
5. SERVICE WILL NOT BE CONNECTED UNTIL HEBER LIGHT & POWER HAS INSPECTION REPORT FROM LOCAL MUNICIPALITY.



#### REQUIREMENTS & STANDARDS

### UNDERGROUND SERVICE 100 - 400 AMP (1 PHASE)

RESIDENTIAL POWER SERVICE

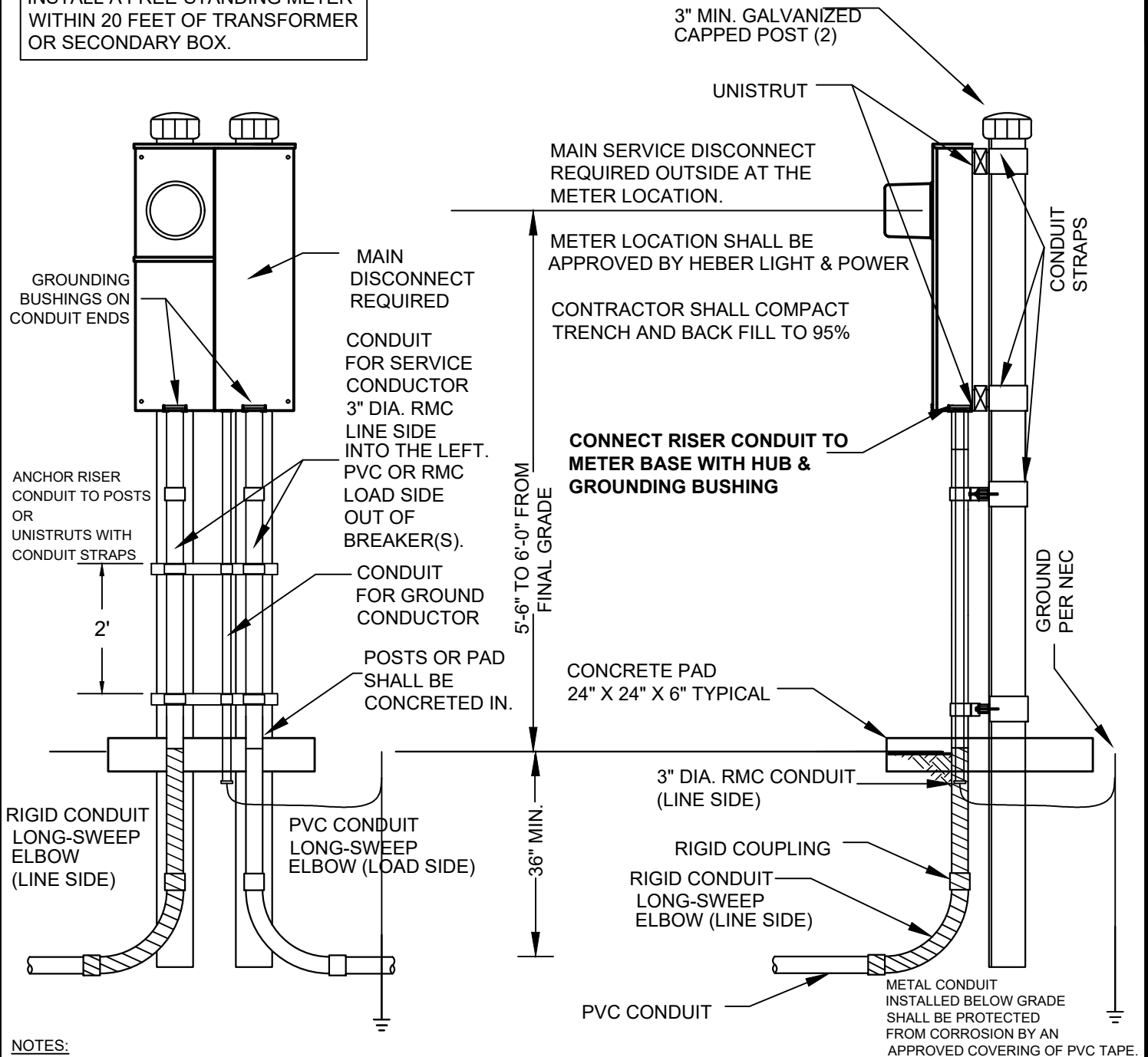
DWG: **3.2.2**

REV. 0.00

BY: JB/MA

DATE: 1/13/25

**NOTE FOR CABIN COMMUNITIES:**  
INSTALL A FREE-STANDING METER  
WITHIN 20 FEET OF TRANSFORMER  
OR SECONDARY BOX.



**NOTES:**

1. 100 AMP SERVICE MINIMUM SERVICE SIZE THAT CAN BE INSTALLED (NEC 310.12.)
2. DISTANCE FROM POWER SOURCE TO METER CANNOT EXCEED 20 FEET IN CABIN AREAS, WITH A MAXIMUM OF TWO 90 DEGREE ELBOWS, WITHOUT ADDITIONAL LINE EXTENSION.
3. PVC CONDUIT SHALL NOT BE HEATED TO MAKE BENDS. ONLY CONDUIT WITH FACTORY BENDS WILL BE ACCEPTED.
4. MULE TAPE SHALL BE PULLED BY OWNER THROUGH CONDUIT BEFORE CONDUCTOR WILL BE PULLED BY HEBER LIGHT & POWER.
5. SERVICE WILL NOT BE CONNECTED UNTIL HEBER LIGHT & POWER HAS INSPECTION REPORT FROM LOCAL MUNICIPALITY.



**REQUIREMENTS & STANDARDS**

**FREE STANDING METER**

**100-400 AMP (1 OR 3 PHASE)**

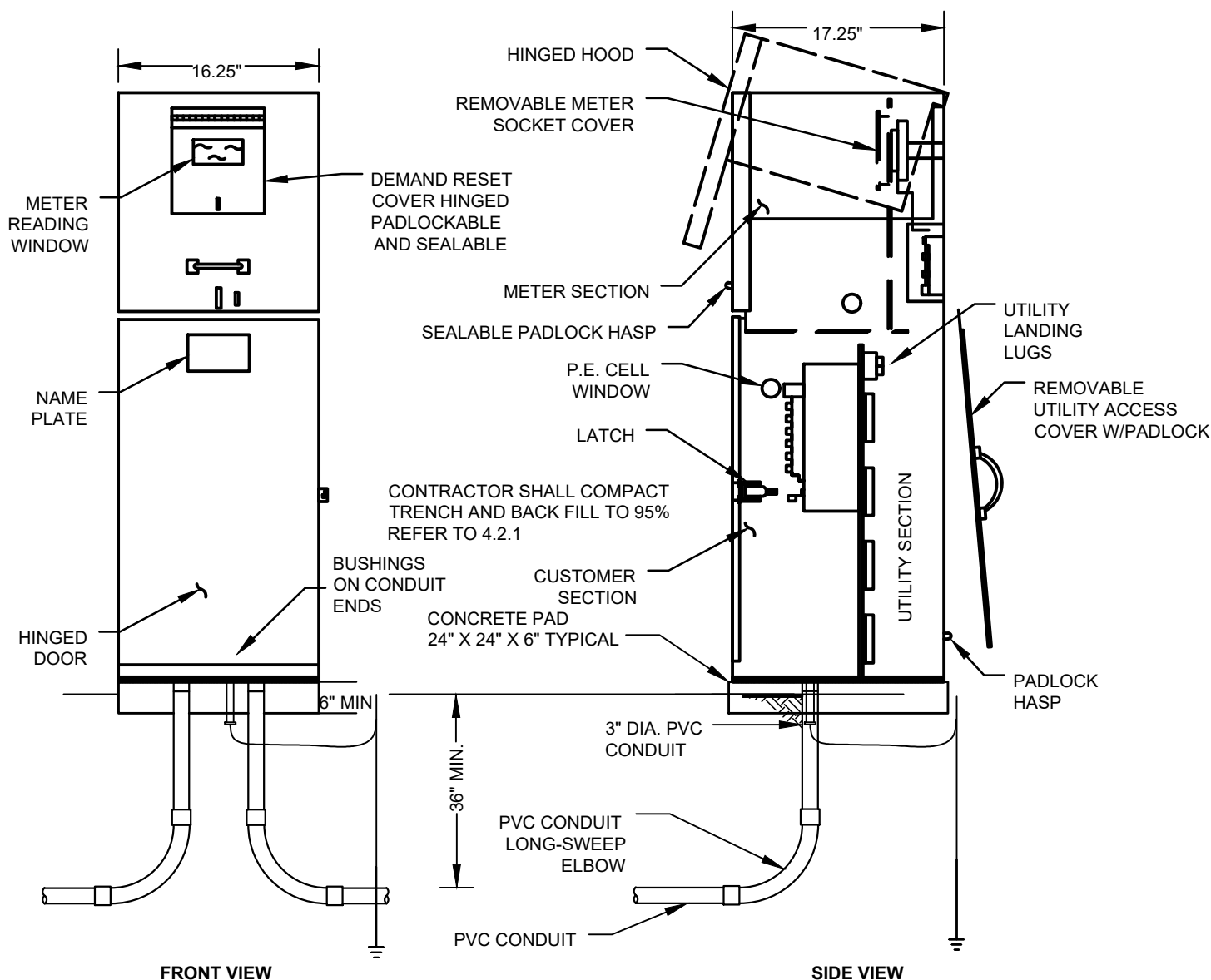
TYPICAL INSTALLATION

DWG: **3.2.3**

REV. 0.00

BY: JB/MA

DATE: 1/13/25



#### NOTES:

1. METER SOCKET: 100 AMPS OR 200 AMPS. 100 AMP SERVICE MINIMUM SIZE THAT CAN BE INSTALLED (NEC 310.12.)
2. METER SOCKET WITH TEST BLOCKS.
3. MAIN BREAKER: 100 AMP OR 200 AMP, 100K AIC.
4. UTILITY LANDING LUGS: 200 AMPS, 250 KCMIL.
5. 12-GAUGE CORROSION-RESISTANT ZINC-COATED STEEL CONSTRUCTION, HOOD AND COVERS 14-GAUGE.
6. RAINPROOF TYPE 3R ENCLOSURE.
7. COMPLIES WITH CALTRANS SPECIFICATION ES-2E.
8. MEETS EUSERC 308 REQUIREMENTS.
9. ALL FACTORY WIRING IS 600 VOLT RATED COPPER.
10. DISTANCE FROM POWER SOURCE TO METER CANNOT EXCEED 20 FEET IN CABIN AREAS WITH A MAXIMUM OF TWO 90 DEGREE ELBOWS, WITHOUT ADDITIONAL LINE EXTENSION.
11. PVC CONDUIT SHALL NOT BE HEATED TO MAKE BENDS. ONLY CONDUIT WITH FACTORY BENDS WILL BE ACCEPTED.
12. MULE TAPE SHALL BE PULLED BY OWNER THROUGH CONDUIT BEFORE CONDUCTOR WILL BE PULLED BY HEBER LIGHT & POWER.
13. SERVICE WILL NOT BE CONNECTED UNTIL HEBER LIGHT & POWER HAS INSPECTION REPORT FROM LOCAL MUNICIPALITY.



## REQUIREMENTS & STANDARDS

# PEDESTAL METER 100-200 AMP (1 PHASE)

TYPICAL INSTALLATION

DWG: **3.2.4**

REV. 0.00

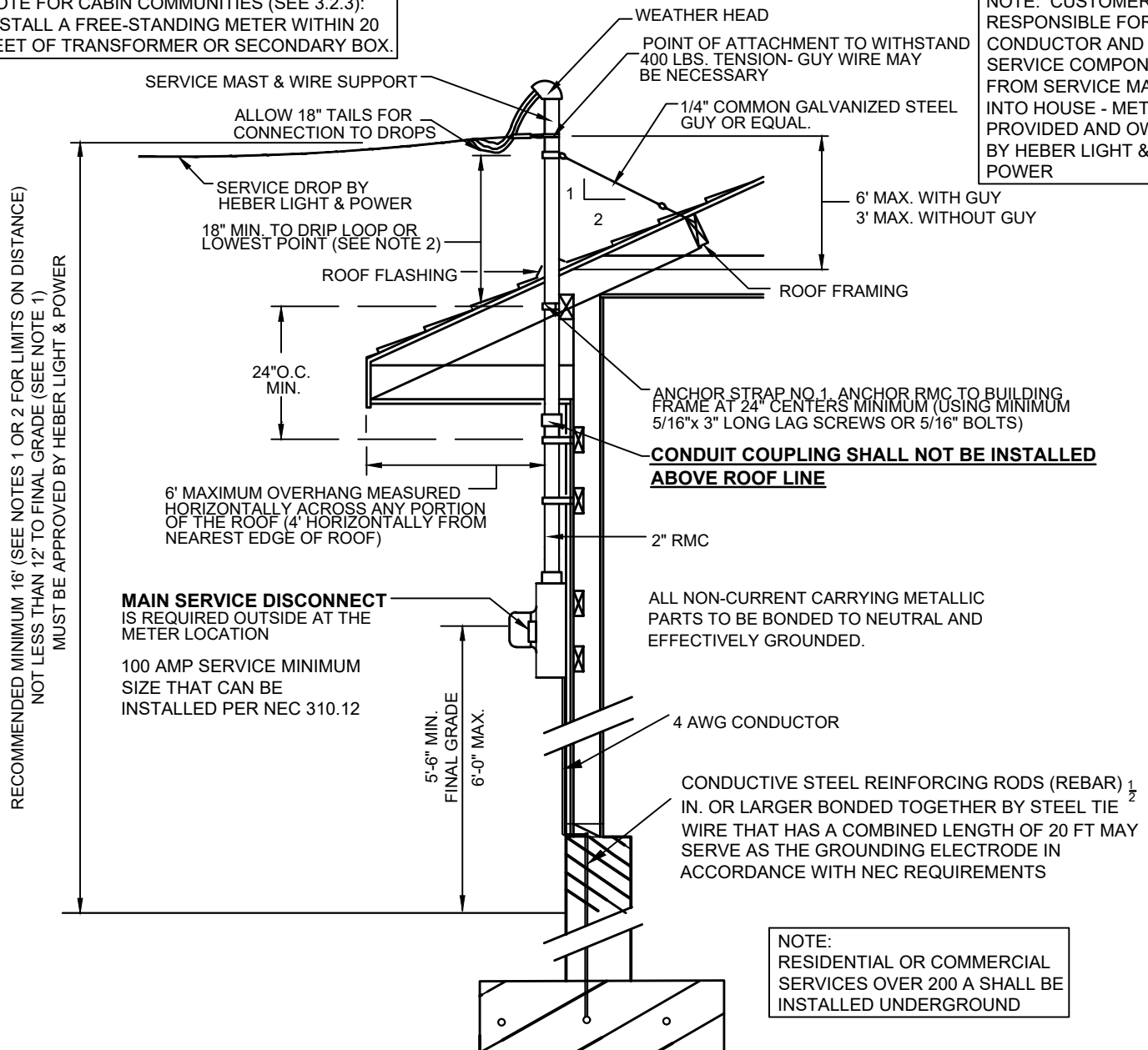
BY: JB/MA

DATE: 1/13/25



NOTE FOR CABIN COMMUNITIES (SEE 3.2.3):  
INSTALL A FREE-STANDING METER WITHIN 20  
FEET OF TRANSFORMER OR SECONDARY BOX.

NOTE: CUSTOMER  
RESPONSIBLE FOR ALL  
CONDUCTOR AND  
SERVICE COMPONENTS  
FROM SERVICE MAST  
INTO HOUSE - METER  
PROVIDED AND OWNED  
BY HEBER LIGHT &  
POWER



#### NOTES:

1. IF ACCESSIBLE TO TRUCK TRAFFIC, TO OTHER VEHICLES OVER 8' IN HEIGHT, OR TO RIDERS ON HORSEBACK, MINIMUM ATTACHMENT HEIGHT IS 16'; REFER TO NESC TABLE 232-1.
2. IF THE SERVICE IS CROSSING THE ROOF FOR MORE THAN 6' HORIZONTALLY IN ANY DIRECTION, OR MORE THAN 4' HORIZONTALLY FROM THE NEAREST EDGE OF THE ROOF, REFER TO NESC 234C3 FOR THE CLEARANCE.
3. FOR CLEARANCE OF SERVICE DROPS, SEE SECTION 230 OF THE NESC.
4. SERVICE MAST MUST BE MOUNTED ON SIDE NEAREST POLE, HEBER LIGHT & POWER & BUILDING INSPECTION TO APPROVE LOCATION.
5. SERVICE WILL NOT BE CONNECTED UNTIL HEBER LIGHT & POWER HAS INSPECTION REPORT FROM LOCAL MUNICIPALITY.
6. USE OXIDE INHIBITOR WHEN TERMINATING ALUMINUM CONDUCTORS.
7. HEBER LIGHT & POWER IS ONLY RESPONSIBLE UP TO CONNECTION POINT ON MAST.
8. CUSTOMER RESPONSIBLE FOR METER BASE, MAST, & WEATHERHEAD. ANY DAMAGE TO THESE SHALL BE PAID BY CUSTOMER.



## REQUIREMENTS & STANDARDS

# OVERHEAD SERVICE 100-200 AMP (1 PHASE)

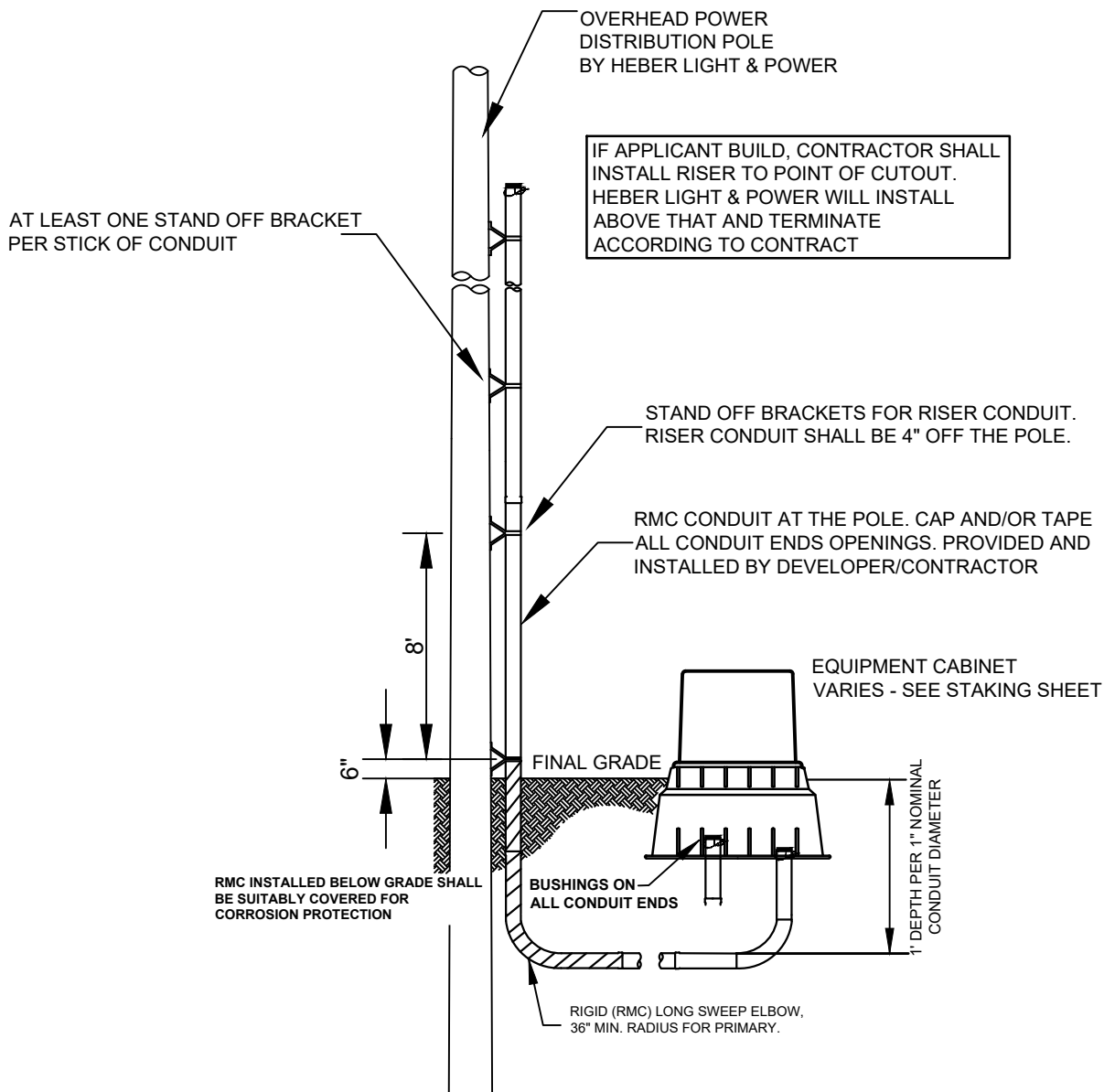
RESIDENTIAL & COMMERCIAL POWER SERVICE

DWG: **3.2.5**

REV. 0.00

BY: JB/MA

DATE: 1/13/25



#### NOTES:

1. HEBER LIGHT & POWER SHALL PROVIDE AND SET POLE AND RISER; PROVIDE, PULL & TERMINATE CONDUCTORS.
2. EQUIPMENT BASE SHALL BE SET LEVEL AND ALIGNED WITH THE WALK OR ADJACENT ENTITIES TO PROVIDE A NEAT APPEARANCE.
3. CONDUIT AND EQUIPMENT SHALL BE PLACED AFTER CURB, GUTTER AND WALK TO ASSURE CORRECT PLACEMENT WITHIN THE EASEMENT.
4. FOR DEVELOPMENT WITHOUT WALKS, PLACE EQUIPMENT 5' MINIMUM 8' MAXIMUM BEHIND CURB.
5. PVC CONDUIT SHALL NOT BE HEATED TO MAKE BENDS. ONLY CONDUIT WITH FACTORY BENDS WILL BE ACCEPTED.



#### REQUIREMENTS & STANDARDS

### RISER POLE (OVERHEAD TO UNDERGROUND) (LOCATIONS IN THE P.U.E.)

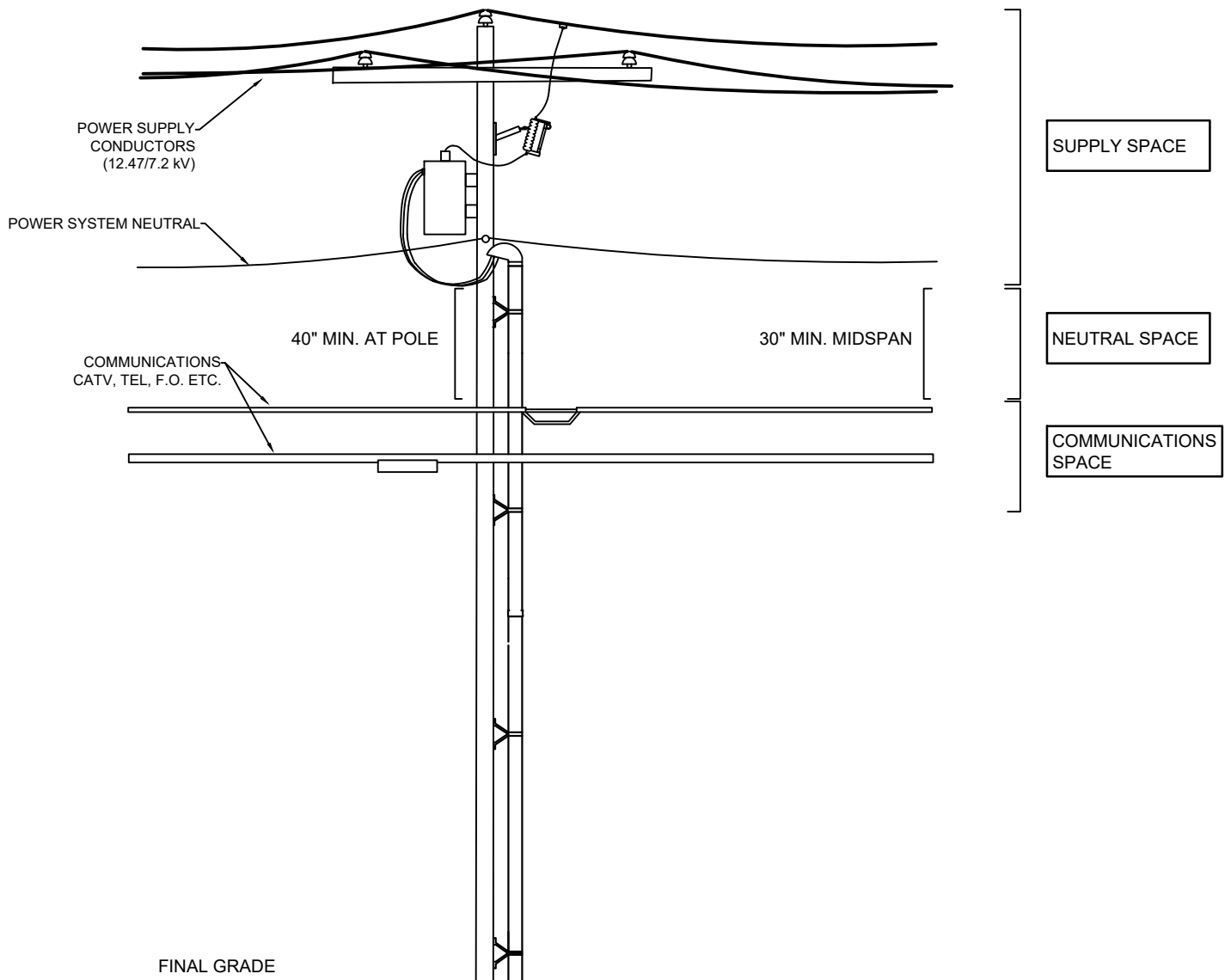
DWG: **3.3.1**

REV. 0.00

BY: JB/MA

DATE: 2/6/25





#### NOTES:

1. IF COMMUNICATION ATTACHMENTS DON'T MEET NESC CLEARANCES, COMMUNICATION COMPANY SHALL BE RESPONSIBLE TO PAY FOR UPGRADES.
2. AT THE POLE COMMUNICATIONS CONDUCTORS SHALL BE ATTACHED AT LEAST 40" BELOW THE LOWEST POWER SUPPLY POINT. THIS COULD BE A TRANSFORMER SECONDARY DRIP LOOP AS SHOWN HERE.
3. AT MIDSPAN COMMUNICATIONS CONDUCTORS SHALL BE AT LEAST 30" BELOW THE LOWEST SAG OF THE LOWEST POWER SUPPLY CONDUCTOR
4. COMMUNICATIONS CONDUCTORS SHALL BE ATTACHED TO PROVIDE FOR REQUIRED GROUND CLEARANCE (SEE NESC).



## REQUIREMENTS & STANDARDS COMMUNICATION SPACE & ATTACHMENT (OVERHEAD)

DWG: **3.3.2**

REV. 0.00

BY: JB/MA

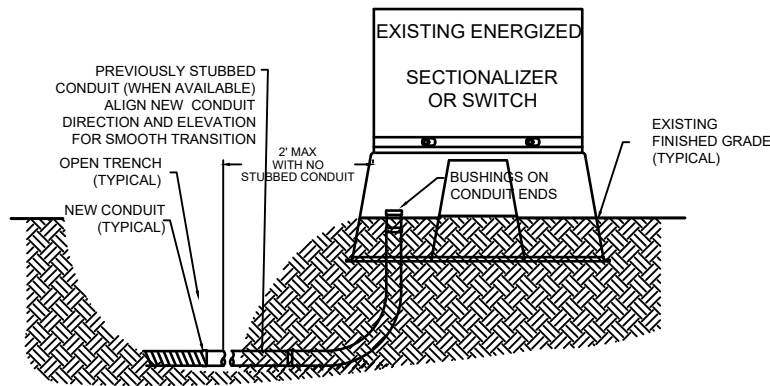
DATE: 2/6/25

CONTRACTOR WILL BE RESPONSIBLE FOR LEVELING EQUIPMENT BASES ONCE SETTLED IF THEY HAVE EXCAVATED UNDER OR WITHIN 2' OF EQUIPMENT.

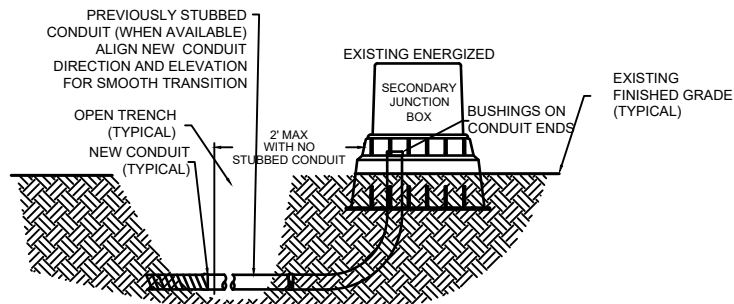
STOP DIGGING 2' BEFORE HEBER LIGHT & POWER EQUIPMENT WITHOUT HEBER LIGHT & POWER PERSONNEL PRESENT.

#### HDPE (BORE PIPE) NOTES:

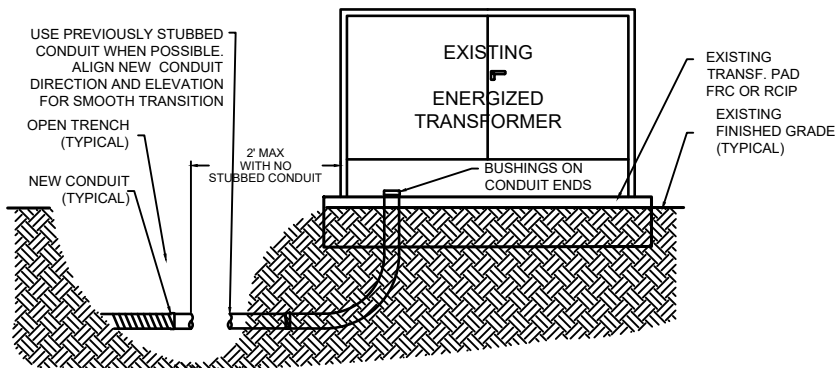
1. INSIDE PIPE SHALL BE BEVELED AT A 45 DEGREE ANGLE AT ALL FITTINGS & CONNECTIONS
2. HDPE ID SHALL MATCH AS CLOSE AS POSSIBLE TO PVC ID. CONTACT HEBER LIGHT & POWER FOR APPROVAL OF PROPOSED SOLUTION.
3. MULE TAPE SHALL BE INSTALLED



1 CONNECTING TO A SECTIONALIZER



2 CONNECTING TO A SECONDARY JUNCTION BOX



3 CONNECTING TO A TRANSFORMER

#### NOTES:

1. FOR SAFETY REASONS DO NOT INSTALL CONDUITS/CONDUCTORS INSIDE ENERGIZED EQUIPMENT. HEBER LIGHT & POWER PERSONNEL WILL OPEN THE BOX & HELP GET CONDUIT INTO THE RIGHT LOCATION WITHIN THE BOX.
2. STOP INSTALLATION OF CONDUITS/CONDUCTORS A MAXIMUM OF 2 FEET FROM ENERGIZED EQUIPMENT.
3. EXTEND TRENCH TO THE EDGE OF THE EQUIPMENT.
4. CONTRACTOR SHALL SUPPLY SWEEPS & ADDITIONAL CONDUIT REQUIRED TO COMPLETE THE INSTALLATION ASSISTED BY HEBER LIGHT & POWER.
5. CONTACT HEBER LIGHT & POWER TO SCHEDULE CREWS FOR INSTALLATION OF CONDUIT/CONDUCTORS INTO ENERGIZED EQUIPMENT.
6. ALL NEW CONDUIT RUNS SHALL BE INSTALLED BY CONTRACTOR INTO TRANSFORMER/SECONDARY JUNCTION BOX WITH HEBER LIGHT & POWER SUPERVISION.
7. BASES SHALL BE PLACED ON FULL DEPTH COMPACT ENGINEERED FILL - COMPACTED TO 95% MAX DENSITY. EXTEND COMPACTED BASE MATERIAL AS REQUIRED TO MAINTAIN STABLE SUPPORT. REFER TO 4.2.1
8. DEVELOPER/CONTRACTOR SHALL BE CHARGED FOR ALL BROKEN/DAMAGED EQUIPMENT UP TO THE TIME THE HOMEOWNER TAKES OCCUPANCY.



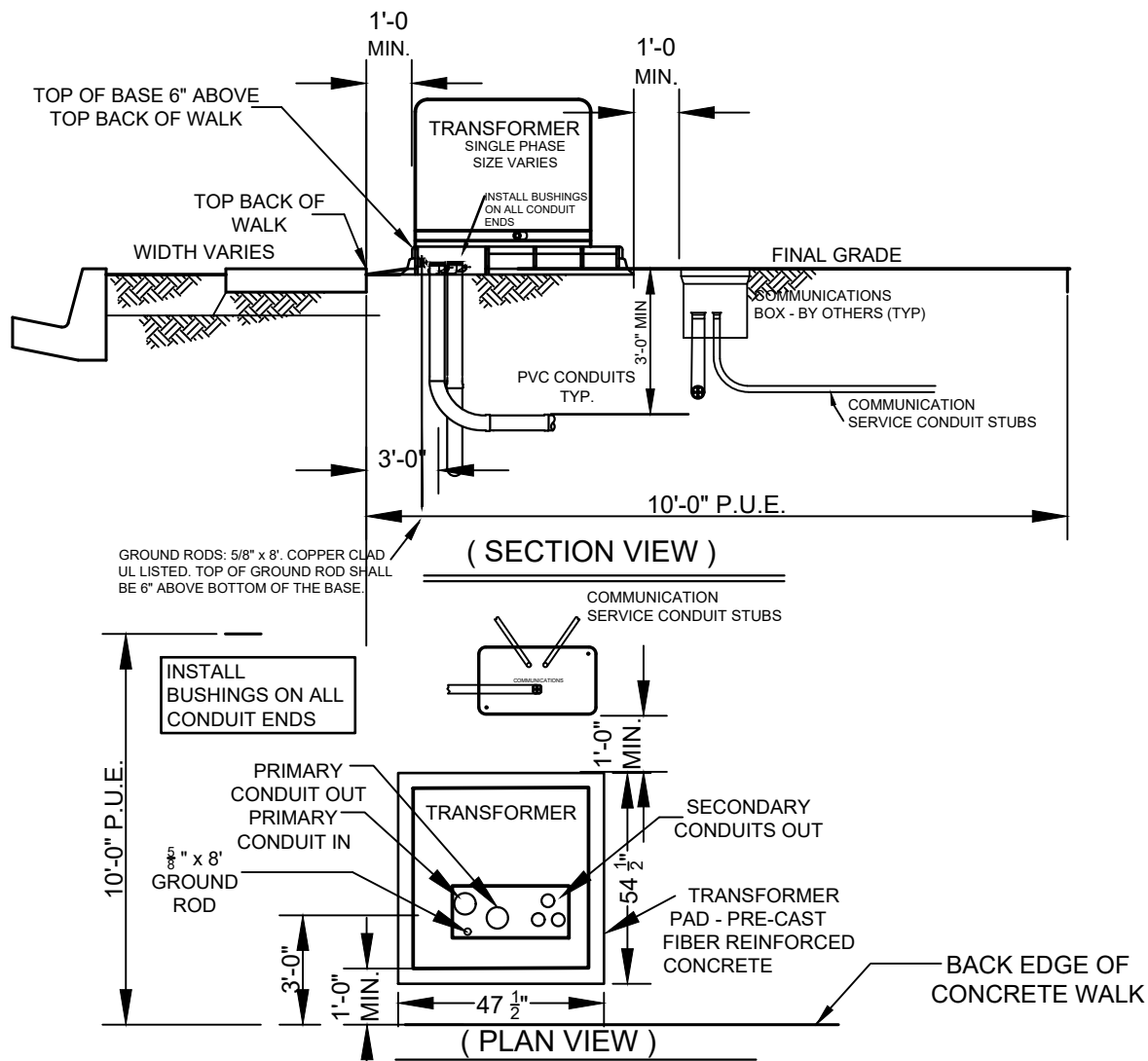
**REQUIREMENTS & STANDARDS**  
**CONNECTION DETAIL**  
**TO EXISTING**  
**ENERGIZED EQUIPMENT**  
**RESIDENTIAL & COMMERCIAL POWER SERVICE**

DWG: **4.1.0**

REV. 0.00

BY: JB/MA

DATE: 1/13/25



#### NOTES:

1. DEVELOPER/CONTRACTOR SHALL PROVIDE AND INSTALL ALL REQUIRED CONDUITS, AND GROUND RODS AS SHOWN ON THE STAKING SHEET.
2. CONTRACTOR SHALL CALL HEBER LIGHT & POWER FOR INSPECTION WHEN BASES HAVE BEEN SET.
3. TRANSFORMER BASES SHALL BE PROVIDED BY HEBER LIGHT & POWER AND INSTALLED BY DEVELOPER/ CONTRACTOR. TRANSFORMER BASES SHALL BE PRE-CAST FIBER REINFORCED CONCRETE.
4. SEE STAKING SHEET FOR EQUIPMENT LOCATIONS.
5. DO NOT OBSTRUCT ACCESS TO POWER BOXES; MAINTAIN 3' CLEAR EXCEPT AS NOTED. PROVIDE 10' CLEARANCE ON CABINET ACCESS SIDES.
6. HEBER LIGHT & POWER SHALL PROVIDE AND SET TRANSFORMERS; PROVIDE, PULL & TERMINATE CONDUCTORS
7. CONTRACTOR SHALL PLACE BASES AND BOXES ON FULL DEPTH COMPACT ENGINEERED FILL - COMPACTED TO 95% MAX DENSITY. EXTEND BASE MATERIAL AS REQUIRED TO MAINTAIN STABLE SUPPORT. REFER TO 4.2.1
8. EQUIPMENT BASES SHALL BE SET LEVEL AND ALIGNED WITH THE WALK OR ADJACENT ENTITIES TO PROVIDE A NEAT APPEARANCE.
9. CONDUIT AND EQUIPMENT SHALL BE PLACED AFTER CURB, GUTTER AND WALK TO ASSURE CORRECT PLACEMENT VERTICALLY AND HORIZONTALLY WITHIN THE EASEMENT.
10. FOR DEVELOPMENT WITHOUT WALKS, PLACE EQUIPMENT 5' MINIMUM 8' MAXIMUM BEHIND CURB.
11. DEVELOPER/CONTRACTOR SHALL BE CHARGED FOR ALL BROKEN/DAMAGED EQUIPMENT UP TO THE TIME THE HOMEOWNER TAKES OCCUPANCY.



#### REQUIREMENTS & STANDARDS

### TRANSFORMER SINGLE PHASE

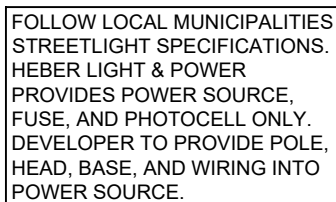
(LOCATIONS IN THE P.U.E.)

DWG: **4.1.1**

REV. 0.00

BY: JB/MA

DATE: 1/13/25



1. DEVELOPER/CONTRACTOR SHALL PROVIDE AND INSTALL ALL REQUIRED CONDUITS, AS SHOWN ON THE STAKING SHEET.
2. SECONDARY JUNCTION BOXES SHALL BE PROVIDED BY HEBER LIGHT & POWER AND INSTALLED BY DEVELOPER/CONTRACTOR. CONTRACTOR SHALL CALL HEBER LIGHT & POWER FOR INSPECTION WHEN BASES HAVE BEEN SET.
3. SEE STAKING SHEET FOR EQUIPMENT LOCATIONS.
4. DO NOT OBSTRUCT ACCESS TO POWER BOXES; MAINTAIN 3' CLEAR EXCEPT AS NOTED. PROVIDE 10' CLEARANCE ON CABINET ACCESS SIDES.
5. HEBER LIGHT & POWER SHALL PROVIDE, PULL & TERMINATE CONDUCTORS UP TO SECONDARY BOX.
6. BASES AND BOXES SHALL BE PLACED ON FULL DEPTH COMPACT ENGINEERED FILL - COMPACTED TO 95% MAX DENSITY. EXTEND COMPACTED BASE MATERIAL AS REQUIRED TO MAINTAIN STABLE SUPPORT. REFER TO 4.2.1
7. EQUIPMENT BASES SHALL BE SET LEVEL AND ALIGNED WITH THE WALK OR ADJACENT ENTITIES TO PROVIDE A NEAT APPEARANCE.
8. CONDUIT AND EQUIPMENT SHALL BE PLACED AFTER CURB, GUTTER AND WALK TO ASSURE CORRECT PLACEMENT VERTICALLY AND HORIZONTALLY WITHIN THE EASEMENT.
9. FOR DEVELOPMENT WITHOUT WALKS, PLACE EQUIPMENT 5' MINIMUM 8' MAXIMUM BEHIND CURB.
10. DEVELOPER/CONTRACTOR SHALL BE CHARGED FOR ALL BROKEN/DAMAGED EQUIPMENT UP TO THE TIME THE HOMEOWNER TAKES OCCUPANCY.



**REQUIREMENTS & STANDARDS**

**SECONDARY**

**JUNCTION BOX**

**(SECONDARY PEDESTAL)**

**(LOCATIONS IN THE P.U.E.)**

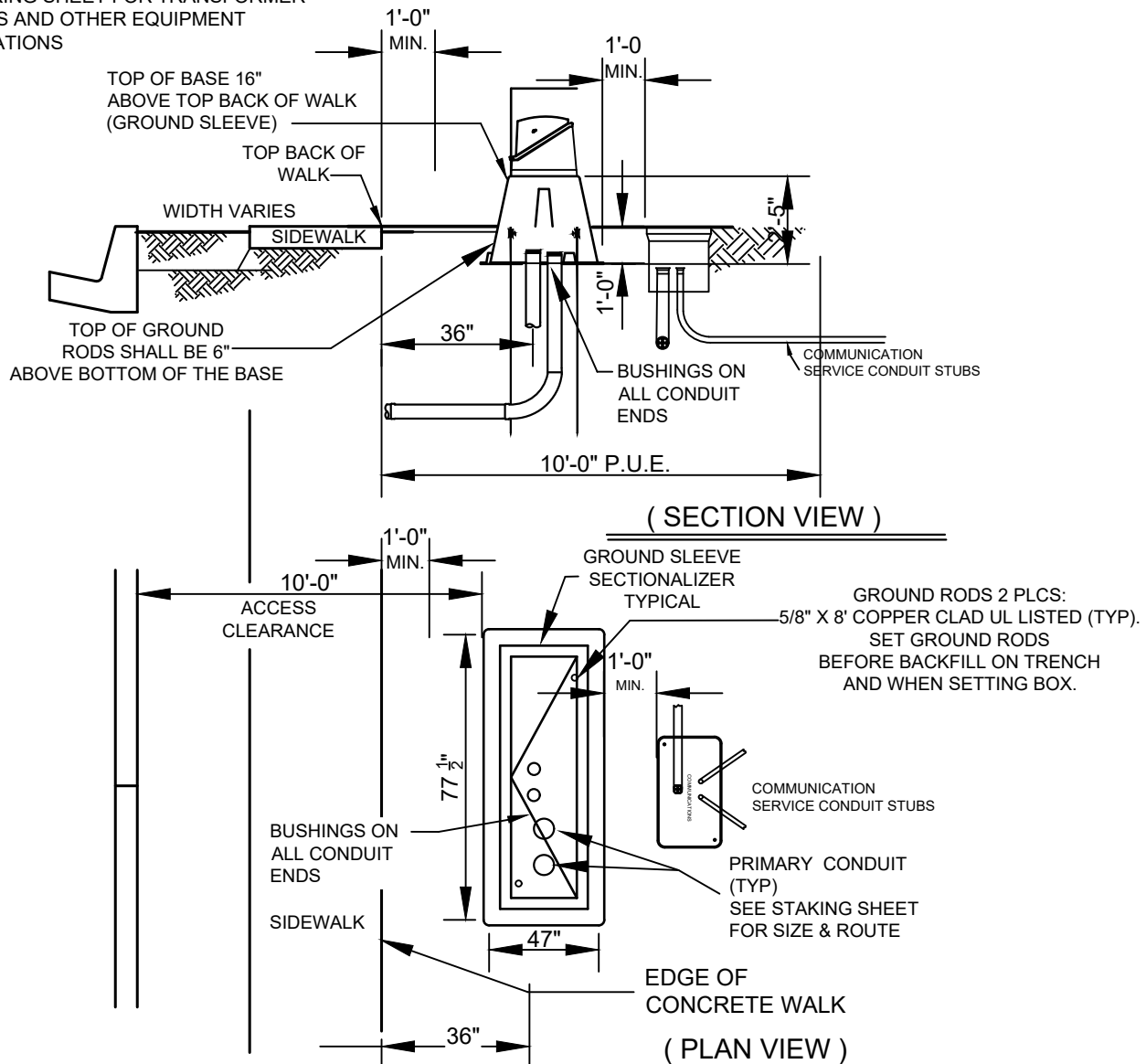
DWG: **4.1.2**

REV. 0.00

BY: JB/MA

DATE: 2/4/25

CENTER ALL EQUIPMENT ON LOT LINE AS SHOWN ON THE STAKING SHEET. SEE STAKING SHEET FOR TRANSFORMER SIZES AND OTHER EQUIPMENT LOCATIONS



#### NOTES:

1. DEVELOPER/CONTRACTOR SHALL PROVIDE AND INSTALL ALL CONDUITS AND GROUND RODS
2. BASES SHALL BE PLACED ON FULL DEPTH COMPACT ENGINEERED FILL - COMPACTED TO 95% MAX DENSITY. EXTEND COMPACTED BASE MATERIAL AS REQUIRED TO MAINTAIN STABLE SUPPORT. REFER TO 4.2.1
3. SEE STAKING SHEET FOR EQUIPMENT LOCATIONS.
4. DO NOT OBSTRUCT ACCESS TO POWER BOXES; MAINTAIN 3' MINIMUM CLEARANCE EXCEPT AS NOTED.
5. PROVIDE 10' CLEARANCE ON CABINET ACCESS (FRONT).
6. CONTRACTOR SHALL CALL HEBER LIGHT & POWER FOR INSPECTION WHEN BASES HAVE BEEN SET.
7. HEBER LIGHT & POWER SHALL PROVIDE AND SET CABINETS; PROVIDE, PULL & TERMINATE CONDUCTORS
8. EQUIPMENT BASE SHALL BE SET LEVEL AND ALIGNED WITH THE WALK OR ADJACENT ENTITIES
9. CONDUIT AND EQUIPMENT BASES SHALL BE PLACED AFTER CURB, GUTTER AND WALK TO ASSURE CORRECT PLACEMENT WITHIN THE EASEMENT.
10. PVC CONDUIT SHALL NOT BE HEATED TO MAKE BENDS. ONLY CONDUIT WITH FACTORY BENDS WILL BE ACCEPTED.
11. DEVELOPER/CONTRACTOR SHALL BE CHARGED FOR ALL BROKEN/DAMAGED EQUIPMENT UP TO THE TIME HEBER LIGHT & POWER TAKES OWNERSHIP.



## REQUIREMENTS & STANDARDS

### GROUND SLEEVE/ SECTIONALIZER

(TYPICAL LOCATION IN THE P.U.E.)

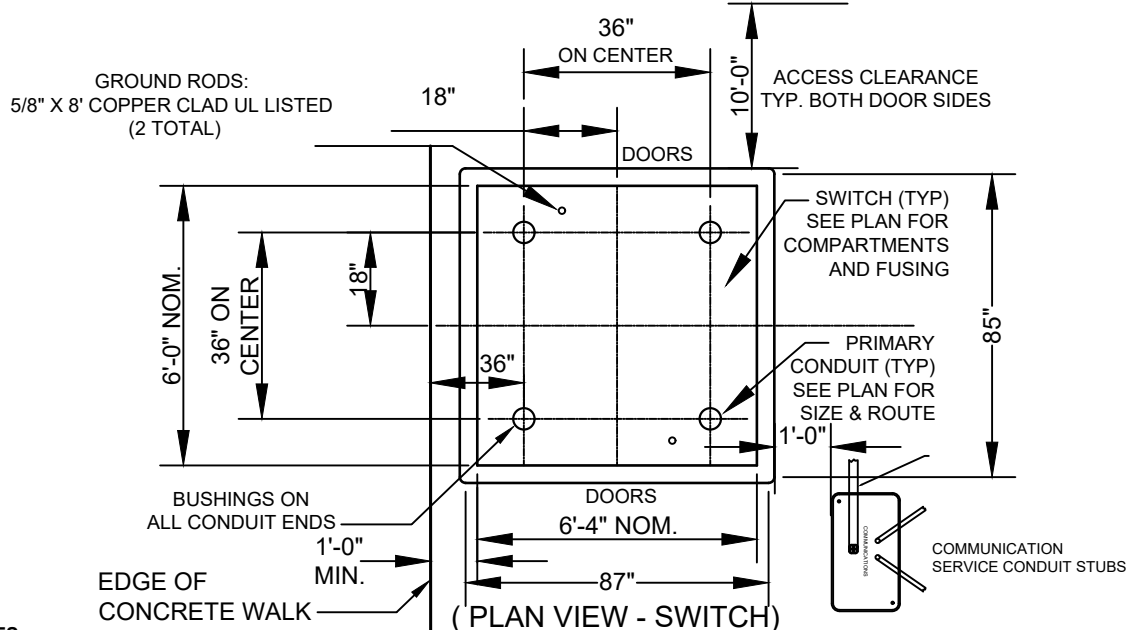
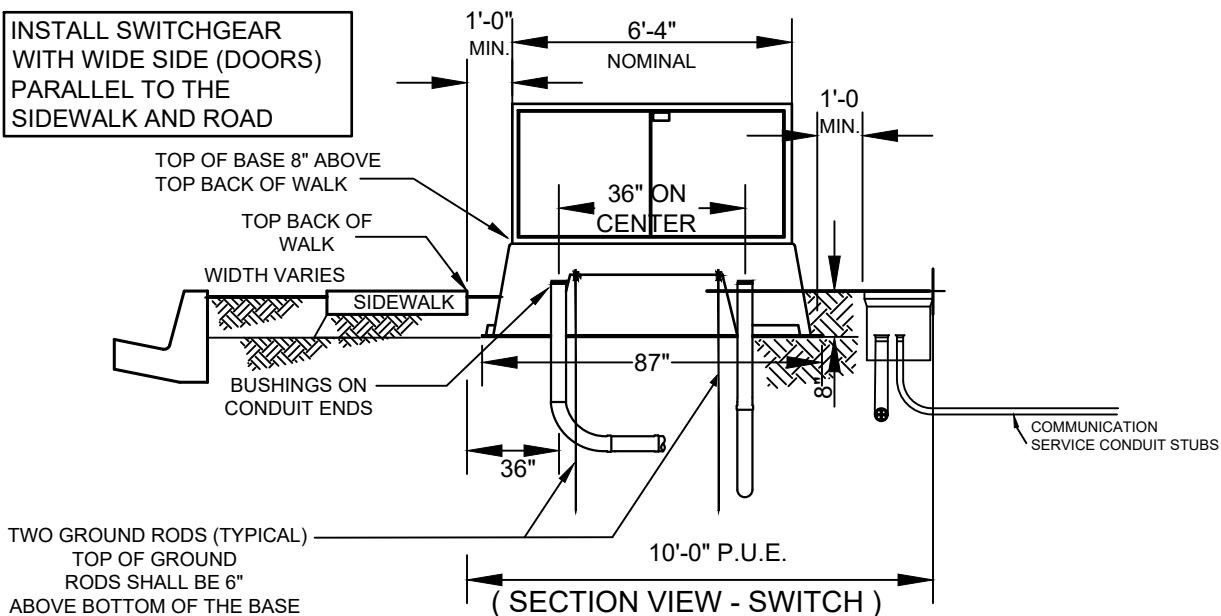
DWG: **4.1.3**

REV. 0.00

BY: JB/MA

DATE: 2/6/25

INSTALL SWITCHGEAR  
WITH WIDE SIDE (DOORS)  
PARALLEL TO THE  
SIDEWALK AND ROAD



- NOTES:**
1. DEVELOPER/CONTRACTOR SHALL PROVIDE AND INSTALL ALL CONDUITS AND GROUND RODS
  2. HEBER LIGHT & POWER SHALL PROVIDE EQUIPMENT BASES TO BE INSTALLED BY DEVELOPER/CONTRACTOR. CALL HEBER LIGHT & POWER FOR INSPECTION WHEN BASES ARE SET.
  3. BASES SHALL BE PLACED ON FULL DEPTH COMPACT ENGINEERED FILL - COMPACTED TO 95% MAX DENSITY. EXTEND COMPACTED BASE MATERIAL AS REQUIRED TO MAINTAIN STABLE SUPPORT. REFER TO 4.2.1
  4. SEE STAKING SHEET FOR EQUIPMENT LOCATIONS.
  5. DO NOT OBSTRUCT ACCESS TO POWER BOXES; MAINTAIN 3' MINIMUM CLEARANCE EXCEPT AS NOTED.
  6. PROVIDE 10' CLEARANCE ON CABINET ACCESS SIDES (DOOR SIDES, PARALLEL TO SIDEWALK AND ROADS).
  7. HEBER LIGHT & POWER SHALL PROVIDE AND SET CABINETS; PROVIDE, PULL & TERMINATE CONDUCTORS
  8. EQUIPMENT BASE SHALL BE SET LEVEL AND ALIGNED WITH THE WALK OR ADJACENT ENTITIES
  9. CONDUIT AND EQUIPMENT BASES SHALL BE PLACED AFTER CURB, GUTTER AND WALK TO ASSURE CORRECT PLACEMENT WITHIN THE EASEMENT.
  10. DEVELOPER/CONTRACTOR SHALL BE CHARGED FOR ALL BROKEN/DAMAGED EQUIPMENT UP TO THE TIME HEBER LIGHT & POWER TAKES OWNERSHIP.
  11. PVC CONDUIT SHALL NOT BE HEATED TO MAKE BENDS. ONLY CONDUIT WITH FACTORY BENDS WILL BE ACCEPTED.



## REQUIREMENTS & STANDARDS

## PME SWITCHGEAR

(LOCATIONS IN THE P.U.E.)

DWG: **4.1.4**

REV. 0.00

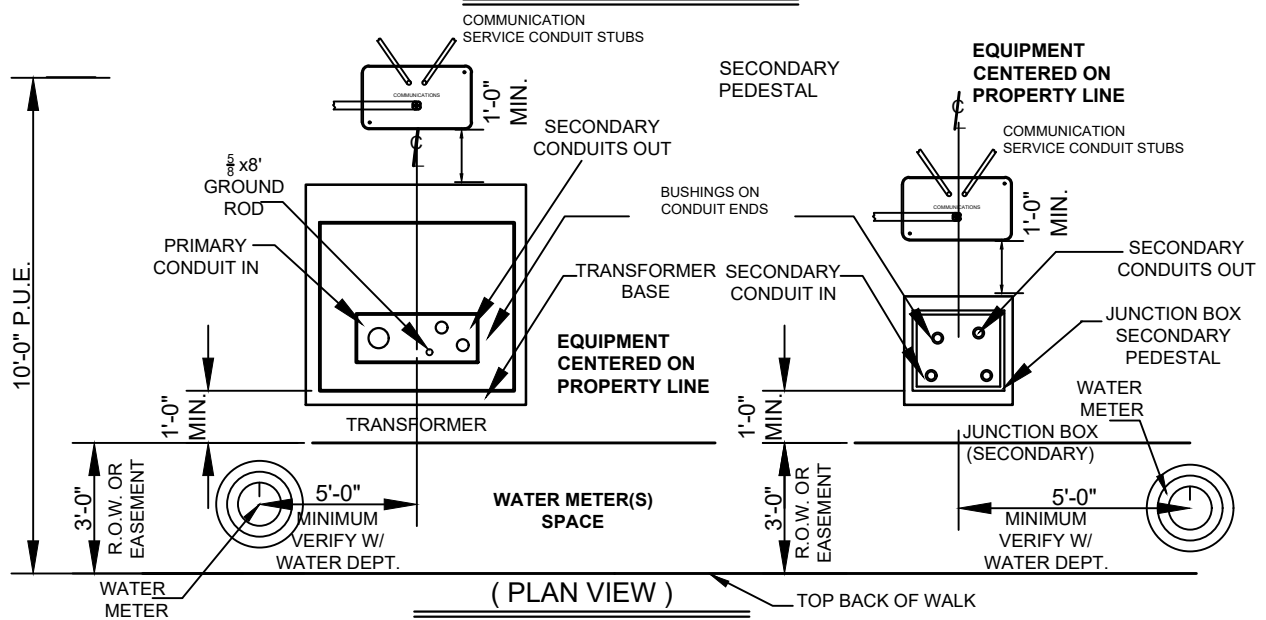
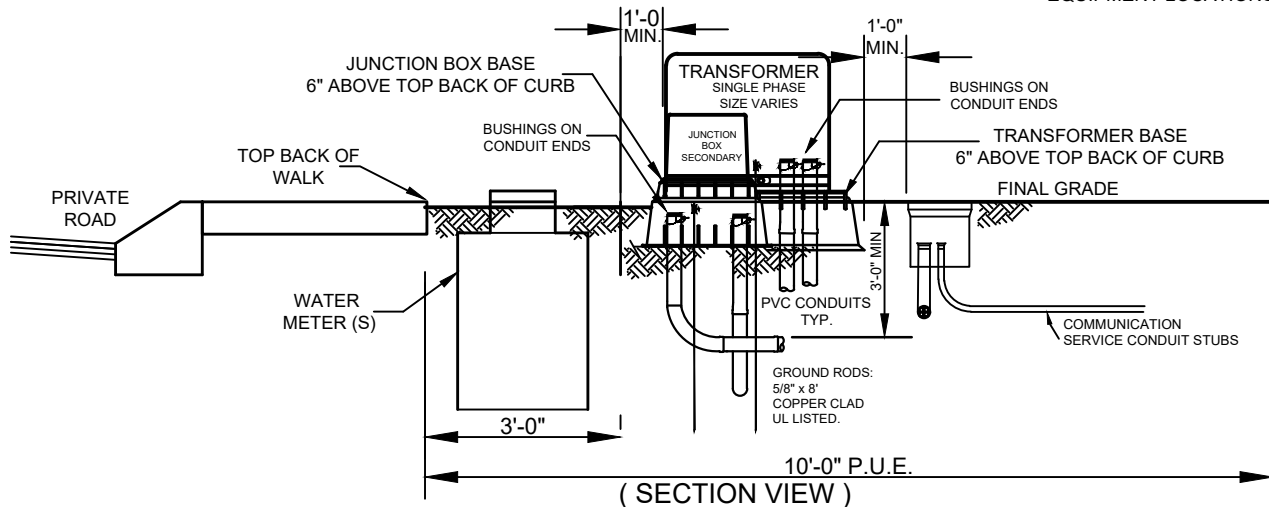
BY: JB/MA

DATE: 2/6/25



**DEVELOPER IS RESPONSIBLE TO PROVIDE 10' MINIMUM CLEARANCE FROM TRANSFORMERS TO ANY COMBUSTIBLE BUILDING STRUCTURE. SEE DET. 5.3**

SEE WORK ORDER STAKING SHEET FOR TRANSFORMER SIZES AND OTHER EQUIPMENT LOCATIONS



**NOTES:**

1. DEVELOPER/CONTRACTOR SHALL PROVIDE AND INSTALL CONDUITS AND GROUND RODS
2. HEBER LIGHT & POWER SHALL PROVIDE TRANSFORMER BASES AND SECONDARY JUNCTION BOXES, TO BE INSTALLED BY DEVELOPER/CONTRACTOR.
3. SEE STAKING SHEET FOR EQUIPMENT LOCATIONS. EQUIPMENT SHALL BE CENTERED ON LOT LINES TO THE EXTENT POSSIBLE. OTHER LOCATIONS AS REQUIRED AND APPROVED BY HEBER LIGHT & POWER.
4. DO NOT OBSTRUCT ACCESS TO POWER BOXES; MAINTAIN 3' CLEAR EXCEPT AS NOTED. PROVIDE 10' CLEARANCE ON ALL CABINET ACCESS SIDES.
5. HEBER LIGHT & POWER SHALL PROVIDE AND SET TRANSFORMERS; PROVIDE, PULL & TERMINATE CONDUCTORS
6. BASES SHALL BE PLACED ON FULL DEPTH COMPACT ENGINEERED FILL - COMPACTED TO 95% MAX DENSITY. EXTEND COMPACTED BASE MATERIAL AS REQUIRED TO MAINTAIN STABLE SUPPORT. REFER TO 4.2.1
7. EQUIPMENT BASES SHALL BE SET LEVEL AND ALIGNED WITH THE WALK OR ADJACENT ENTITIES TO PROVIDE A NEAT APPEARANCE.
8. CONDUIT AND EQUIPMENT SHALL BE PLACED AFTER CURB AND WALK, TO ASSURE CORRECT PLACEMENT WITHIN THE EASEMENT.
9. PVC CONDUIT SHALL NOT BE HEATED TO MAKE BENDS. ONLY CONDUIT WITH FACTORY BENDS WILL BE ACCEPTED.



**REQUIREMENTS & STANDARDS**  
**TRANSFORMER,**  
**JUNCTION BOX &**  
**P.U.E. LOCATION**  
**(DEVELOPMENT WITH COMBO CURB/WALK)**

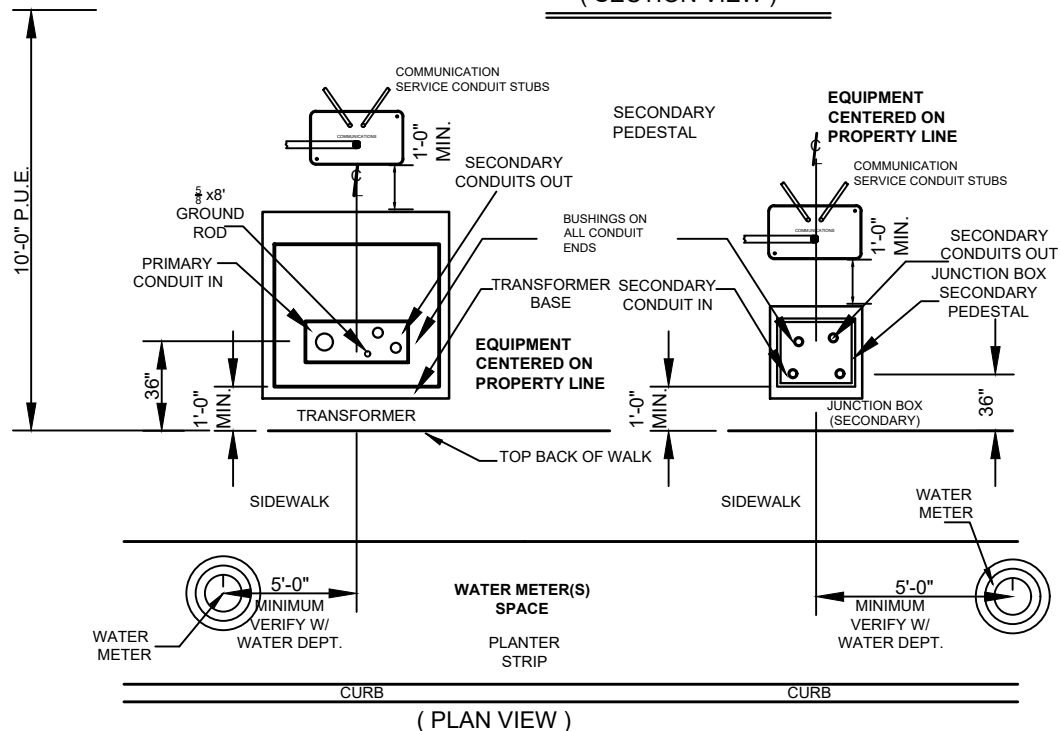
DWG: **4.1.5**

REV. 0.00

BY: JB/MA

DATE: 2/7/25

SEE WORK ORDER STAKING SHEET FOR  
TRANSFORMER SIZES AND OTHER  
EQUIPMENT LOCATIONS



1. DEVELOPER/CONTRACTOR SHALL PROVIDE AND INSTALL CONDUITS AND GROUND RODS
2. HEBER LIGHT & POWER SHALL PROVIDE TRANSFORMER BASES AND SECONDARY JUNCTION BOXES, TO BE INSTALLED BY DEVELOPER/CONTRACTOR.
3. SEE STAKING SHEET FOR EQUIPMENT LOCATIONS. EQUIPMENT SHALL BE CENTERED ON LOT LINES TO THE EXTENT POSSIBLE. OTHER LOCATIONS AS REQUIRED AND APPROVED BY HEBER LIGHT & POWER.
4. DO NOT OBSTRUCT ACCESS TO POWER BOXES; MAINTAIN 3' CLEAR EXCEPT AS NOTED. PROVIDE 10' CLEARANCE ON ALL CABINET ACCESS SIDES.
5. HEBER LIGHT & POWER SHALL PROVIDE AND SET TRANSFORMERS; PROVIDE, PULL & TERMINATE CONDUCTORS
6. BASES SHALL BE PLACED ON FULL DEPTH COMPACT ENGINEERED FILL - COMPACTED TO 95% MAX DENSITY. EXTEND COMPACTED BASE MATERIAL AS REQUIRED TO MAINTAIN STABLE SUPPORT. REFER TO 4.2.1
7. EQUIPMENT BASES SHALL BE SET LEVEL AND ALIGNED WITH THE WALK OR ADJACENT ENTITIES TO PROVIDE A NEAT APPEARANCE.
8. CONDUIT AND EQUIPMENT SHALL BE PLACED AFTER CURB AND WALK, TO ASSURE CORRECT PLACEMENT WITHIN THE EASEMENT.
9. PVC CONDUIT SHALL NOT BE HEATED TO MAKE BENDS. ONLY CONDUIT WITH FACTORY BENDS WILL BE ACCEPTED.



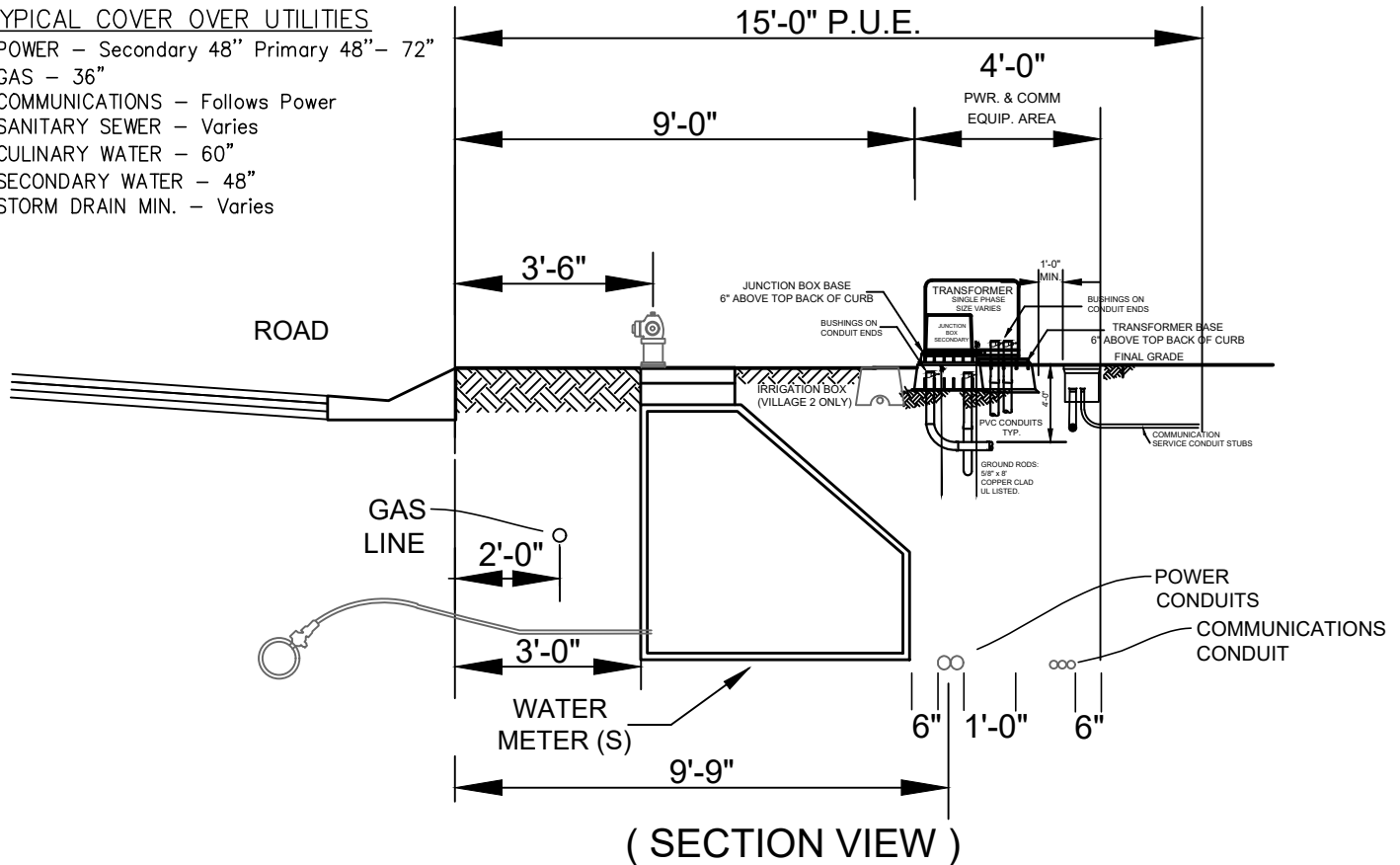
DATE: 2/7/25



**DEVELOPER IS RESPONSIBLE TO PROVIDE 10' MINIMUM CLEARANCE FROM TRANSFORMERS TO ANY COMBUSTIBLE BUILDING STRUCTURE. SEE DET. 5.3**

TYPICAL COVER OVER UTILITIES

- \*POWER – Secondary 48" Primary 48"– 72"
- \*GAS – 36"
- \*COMMUNICATIONS – Follows Power
- \*SANITARY SEWER – Varies
- \*CULINARY WATER – 60"
- \*SECONDARY WATER – 48"
- \*STORM DRAIN MIN. – Varies



**NOTES:**

1. DEVELOPER/CONTRACTOR SHALL PROVIDE AND INSTALL CONDUITS AND GROUND RODS
2. HEBER LIGHT & POWER SHALL PROVIDE TRANSFORMER BASES AND SECONDARY JUNCTION BOXES, TO BE INSTALLED BY DEVELOPER/CONTRACTOR.
3. SEE STAKING SHEET FOR EQUIPMENT LOCATIONS. EQUIPMENT SHALL BE CENTERED ON LOT LINES TO THE EXTENT POSSIBLE. OTHER LOCATIONS AS REQUIRED AND APPROVED BY HEBER LIGHT & POWER.
4. DO NOT OBSTRUCT ACCESS TO POWER BOXES; MAINTAIN 3' CLEAR. PROVIDE 10' CLEARANCE ON ALL CABINET ACCESS SIDES.
5. HEBER LIGHT & POWER SHALL PROVIDE AND SET TRANSFORMERS; PROVIDE, PULL & TERMINATE CONDUCTORS
6. BASES SHALL BE PLACED ON FULL DEPTH COMPACT ENGINEERED FILL - COMPACTED TO 95% MAX DENSITY. EXTEND COMPACTED BASE MATERIAL AS REQUIRED TO MAINTAIN STABLE SUPPORT. REFER TO 4.2.1
7. EQUIPMENT BASES SHALL BE SET LEVEL AND ALIGNED WITH THE WALK OR ADJACENT ENTITIES TO PROVIDE A NEAT APPEARANCE.
8. CONDUIT AND EQUIPMENT SHALL BE PLACED AFTER CURB AND WALK, TO ASSURE CORRECT PLACEMENT WITHIN THE EASEMENT.
9. PVC CONDUIT SHALL NOT BE HEATED TO MAKE BENDS. ONLY CONDUIT WITH FACTORY BENDS WILL BE ACCEPTED.



**REQUIREMENTS & STANDARDS  
EQUIPMENT & SPECIAL  
P.U.E. LOCATION  
(15' PUE)**

**(DEVELOPMENT WITH CURB & 15' PUE)**

DWG: **4.1.7**

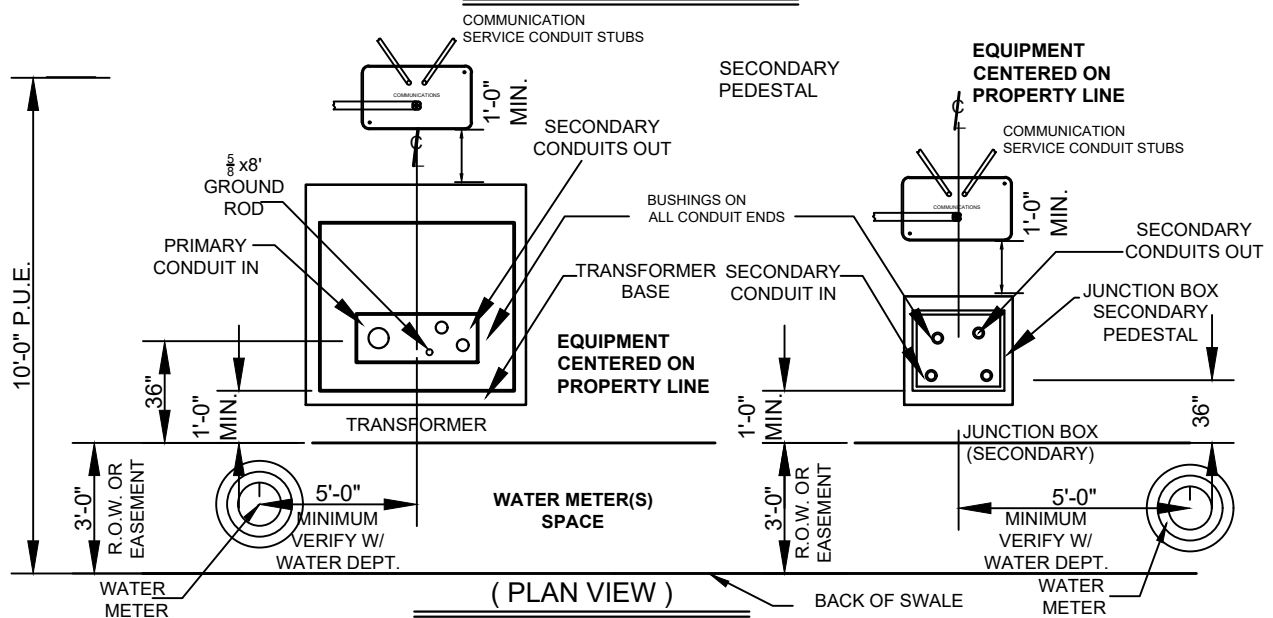
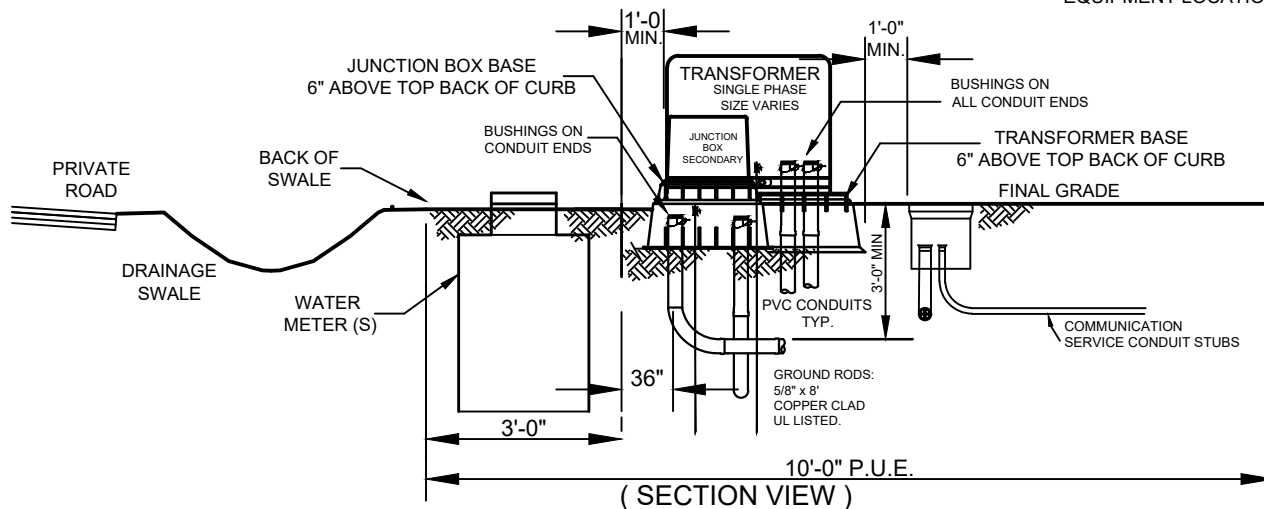
REV. 0.00

BY: JB/MA

DATE: 2/7/25

DEVELOPER IS RESPONSIBLE TO PROVIDE 10' MINIMUM CLEARANCE FROM TRANSFORMERS TO ANY COMBUSTIBLE BUILDING STRUCTURE. SEE DET. 5.3

SEE WORK ORDER STAKING SHEET FOR TRANSFORMER SIZES AND OTHER EQUIPMENT LOCATIONS



- NOTES:**
1. DEVELOPER/CONTRACTOR SHALL PROVIDE AND INSTALL CONDUITS AND GROUND RODS
  2. HEBER LIGHT & POWER SHALL PROVIDE TRANSFORMER BASES AND SECONDARY JUNCTION BOXES, TO BE INSTALLED BY DEVELOPER/CONTRACTOR.
  3. SEE STAKING SHEET FOR EQUIPMENT LOCATIONS. EQUIPMENT SHALL BE CENTERED ON LOT LINES TO THE EXTENT POSSIBLE. OTHER LOCATIONS AS REQUIRED AND APPROVED BY HEBER LIGHT & POWER.
  4. DO NOT OBSTRUCT ACCESS TO POWER BOXES; MAINTAIN 3' CLEAR. PROVIDE 10' CLEARANCE ON ALL CABINET ACCESS SIDES.
  5. HEBER LIGHT & POWER SHALL PROVIDE AND SET TRANSFORMERS; PROVIDE, PULL & TERMINATE CONDUCTORS
  6. BASES SHALL BE PLACED ON FULL DEPTH COMPACT ENGINEERED FILL - COMPACTED TO 95% MAX DENSITY. EXTEND COMPACTED BASE MATERIAL AS REQUIRED TO MAINTAIN STABLE SUPPORT. REFER TO 4.2.1
  7. EQUIPMENT BASES SHALL BE SET LEVEL AND ALIGNED WITH THE ROAD OR ADJACENT ENTITIES TO PROVIDE A NEAT APPEARANCE.
  8. CONDUIT AND EQUIPMENT SHALL BE PLACED AFTER SURVEY, TO ASSURE CORRECT PLACEMENT WITHIN THE EASEMENT.
  9. PVC CONDUIT SHALL NOT BE HEATED TO MAKE BENDS. ONLY CONDUIT WITH FACTORY BENDS WILL BE ACCEPTED.



**REQUIREMENTS & STANDARDS**

**TRANSFORMER,  
JUNCTION BOX &  
P.U.E. LOCATION**

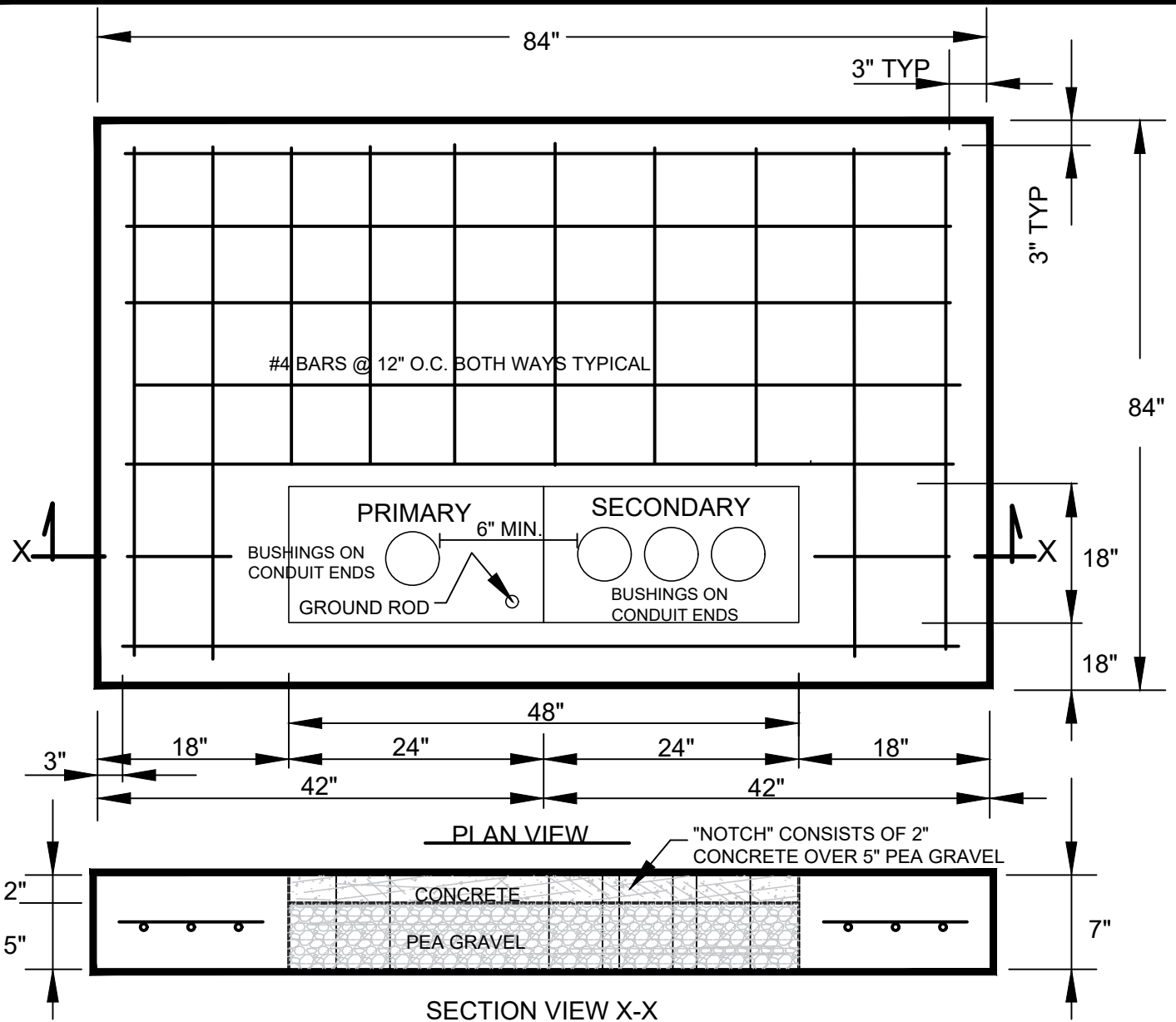
**(DEVELOPMENT WITH SWALE, NO CURB)**

DWG: **4.1.8**

REV. 0.00

BY: JB/MA

DATE: 2/7/25



NOTES:

1. PROVIDE #4 BARS @ 12" O.C. BOTH WAYS IN 3,000 PSI CONCRETE ON COMPACTED BASE.
2. INSTALL 5/8 X 8' COPPER CLAD GROUND ROD WITHIN PRIMARY COMPARTMENT.
3. MINIMUM OF 6" SPACE BETWEEN PRIMARY AND SECONDARY CONDUITS.
4. HEBER LIGHT & POWER INSPECTION REQUIRED PRIOR TO CONCRETE PLACEMENT.
5. REQUIRED ACCESS CLEARANCE FOR BOTH SIDES AND REAR OF PAD 3 FT. MIN.
6. REQUIRED ACCESS CLEARANCE IN FRONT OF PAD 10 FT. MINIMUM.
7. CONTRACTOR SHALL PULL AND TERMINATE SECONDARY CONDUCTORS ON ALL 3 PHASE TRANSFORMERS.



REQUIREMENTS & STANDARDS

**TRANSFORMER PAD**

**3 PHASE**

**UNDERGROUND SERVICE**

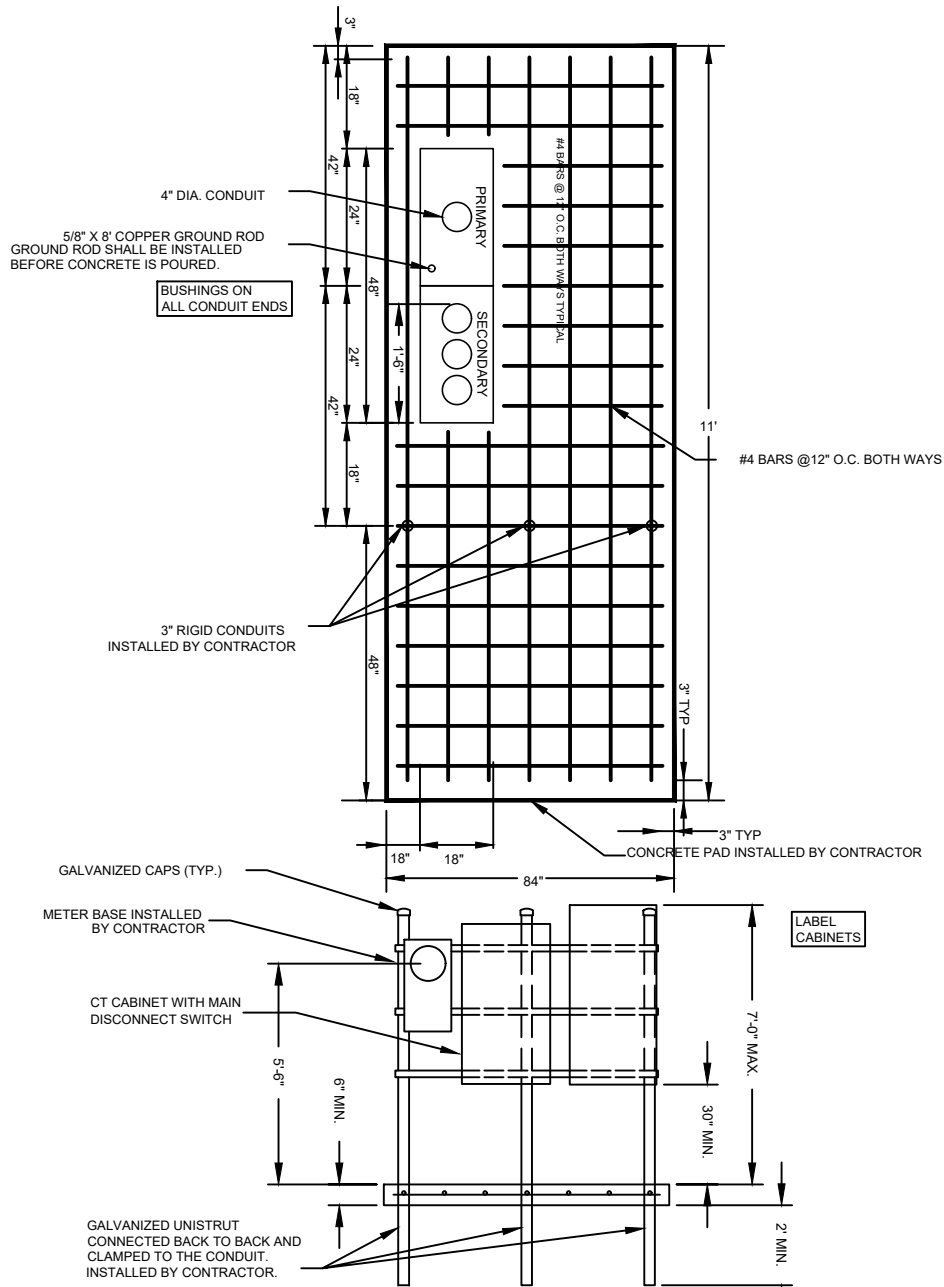
DWG: **4.1.9**

REV. 0.00

BY: JB/MA

DATE: 2/7/25

# THREE PHASE TRANSFORMER PAD WITH METERING STATION



## NOTES:

1. CONCRETE SHALL BE 3,000 PSI ON COMPACTED BASE. REFER TO 4.1.9 FOR CONCRETE SPECIFICATION.
2. FOLLOW NEC & LOCAL JURISDICTION ON GROUND ROD FOR METER/SERVICE.
3. CONTRACTOR SHALL PULL & TERMINATE CABLES IN ENCLOSURES.
4. CONTRACTOR SHALL PULL AND TERMINATE SECONDARY CONDUCTORS ON ALL 3 PHASE TRANSFORMERS.
5. HEBER LIGHT & POWER INSTALLS CTs & METERING EQUIPMENT. CONTRACTOR DOES THE REST.



## REQUIREMENTS & STANDARDS

# MANUAL 3-PHASE TRANSFORMER PAD

DWG: **4.1.10**

REV. 0.00

BY: JB/MA

DATE: 2/7/25

## TRENCHING REQUIREMENTS

THE DEVELOPER SHALL PROVIDE TRENCHING FOR REQUIRED CONDUIT SYSTEMS AND INSTALL CONDUITS IN ACCORDANCE WITH HEBER LIGHT & POWER STANDARDS.

ALL TRENCHING SHALL CONFORM TO OSHA (CFR 29) REQUIREMENTS. TRENCHES SHALL BE 18" MINIMUM WIDTH, EXCEPT FOR RESIDENTIAL SERVICE TRENCH MAY BE 12" WIDTH. TRENCH DEPTH VARIES BASED ON THE CONDUIT SIZE AND QUANTITY. THE DEVELOPER/CONTRACTOR SHALL BE RESPONSIBLE FOR ALL SHORING AND PROJECT SAFETY COMPLIANCE.

TRENCHING FOR ELECTRICAL POWER CONDUITS SHALL BE LOCATED IN THE FRONT 3' (MINIMUM) OF THE PUBLIC UTILITY EASEMENT (PUE) PROVIDED BY THE OWNER/DEVELOPER. THE PUE IS TYPICALLY 10 FEET FROM THE BACK OF WALK. THE PUE MAY BE 15 FEET IN NON-TYPICAL SITUATIONS (SEE 4.1.8). CONDUITS SHALL BE PLACED, BEDDED AND MARKED WITH APPROVED RED WARNING TAPE AS SHOWN IN THE TRENCHING SECTION/DETAIL 4.2.2. CONDUIT MINIMUM DEPTH IS MEASURED FROM TOP OF CONDUIT TO FINISHED GRADE; 1 FOOT DEPTH PER 1 INCH OF NOMINAL CONDUIT DIAMETER.

ALL BACKFILL MATERIAL SHALL BE COMPACTED. IN AREAS OF THE TRENCH WHERE THERE IS NO EQUIPMENT, PAVING OR OTHER STRUCTURAL REQUIREMENT, THE NATIVE MATERIAL MAY BE USED AS BACK-FILL, PROVIDED IT HAS NO COBBLES, CONSTRUCTION WASTE OR OTHER REFUSE OR DELETERIOUS MATERIALS. EXCAVATED AREAS THAT SUPPORT ELECTRICAL EQUIPMENT, PAVEMENTS, WALKS, ETC. SHALL BE BACKFILLED WITH COMPACTED STRUCTURAL FILL. BACKFILL SHALL BE COMPACTED IN LIFTS NO MORE THAN 2 FEET WITH THE FIRST LIFT BEING VISUALLY INSPECTED, AND THE FINAL COMPACTION SHALL BE 95% OF THE MAXIMUM DRY DENSITY AS DETERMINED BY ASHTO T-99.

ALL CONDUIT SHALL BE BEDDED IN NON-NATIVE MATERIAL- 6" BELOW & 12" ABOVE-SUCH AT MARKER SAND OR  $\frac{1}{4}$ " MINUS PEA GRAVEL.

JOINT TRENCH USE: JOINT USE OF THE TRENCH WITH OTHER UTILITIES IS TYPICALLY NOT ALLOWED. HOWEVER, JOINT USE OF THE POWER TRENCH FOR COMMUNICATIONS IS APPROVED FOR AREAS OF NEW CONSTRUCTION IF 1' HORIZONTAL CLEARANCE CAN BE ACHIEVED. A SEPARATE TRENCH IS REQUIRED FOR NON-ELECTRIC UTILITIES SUCH AS GAS (3' MIN.), SEWER (1' MIN.), AND WATER (1' MIN.).

UTAH LAW SECTION 54-8A-1 THROUGH 54-8A-11 REQUIRES THAT BLUE STAKES ONE-CALL LOCATION CENTER BE NOTIFIED AT LEAST THREE (3) WORKING DAYS PRIOR TO EXCAVATION.

## CONDUIT REQUIREMENTS

TRENCHING AND POWER CONDUIT PLACEMENT SHALL BE DONE AFTER THE CURB AND SIDEWALK IS IN PLACE TO ASSURE PROPER ALIGNMENT IN THE PUE AND VERTICAL LOCATION OF EQUIPMENT. CONDUIT MUST BE PLACED AFTER CURB AND SIDEWALK. THE DEVELOPER IS RESPONSIBLE FOR CORRECT PLACEMENT. ANY CONDUIT WITH INADEQUATE COVER, OR EQUIPMENT MISPLACED IN ELEVATION OR ALIGNMENT SHALL BE REPLACED AT THE DEVELOPERS EXPENSE.

ALL CONDUIT SHALL BE SCHEDULE 40 PVC GRAY FOR ELECTRICAL USE. ELBOW (90 DEGREE) FITTINGS AND OTHER DIRECTIONAL CHANGE FITTINGS (45 OR 22.5 DEGREE) FOR CONDUITS 4" AND 6" DIAMETER SHALL BE PVC AND SHALL HAVE A LONG SWEEP RADIUS OF 36 INCHES. VERTICAL ELBOWS 4"-6" SHALL HAVE  $\frac{1}{2}$  YARD FLOWABLE FILL THRUST BLOCK ON THE INSIDE OF THE RADIUS NOT TO OBSTRUCT JOINTS SO AS TO IMPROVE RESISTANCE TO FORCES GENERATED WHEN PULLING ELECTRICAL CABLES. SEE 4.2.3

FOR CONDUITS 3" DIAMETER, PVC SCHEDULE 40 FITTINGS ARE ACCEPTABLE. ALL BENDS MUST BE LONG SWEEP--WITH MINIMUM RADIUS OF 36 INCHES FOR 3". ALL RMC CONDUITS (SERVICE RISERS, PRIMARY RISERS) SHALL BE TERMINATED WITH PVC BUSHINGS.

CONDUIT SHALL BE PLACED STRAIGHT AND TRUE. CONTRACTOR SHALL KEEP THE INTERIOR OF THE CONDUIT CLEAN AND FREE OF DIRT ROCKS AND DEBRIS. PLUGGED, BROKEN, OR OTHERWISE UNSUITABLE CONDUITS SHALL BE REPLACED AT THE DEVELOPERS EXPENSE. CONDUIT ENDS SHALL BE CAPPED OR TAPED. CONDUIT STUBBED SHALL BE CAPPED AND SUITABLY MARKED AT THE GROUND SURFACE.

MULE TAPE MUST BE INSTALLED WITH ALL POWER CONDUIT. POWER WILL NOT BE INSTALLED UNTIL ALL CRITERIA ARE MET.

DIRECTIONAL BORING MAY BE USED AT SUITABLE LOCATIONS WHERE EXCAVATION IS NOT POSSIBLE, PROBLEMATIC, OR ECONOMICALLY INFEASIBLE. ALL SIZES BORING CONDUIT SHALL BE "STRAIGHT STICK" WELDED SEAM WITH THE INSIDE SEAM REAMED TO PROVIDE A SMOOTH AND CONSISTENT INSIDE DIAMETER. ALL HDPE SHALL BE BEVELED INSIDE PIPE AT A 45 DEGREE ANGLE AT ALL FITTINGS, CONNECTIONS, AND WHERE BORE BORE PIPE AND PVC MEET. HDPE ID SHALL MATCH AS CLOSE AS POSSIBLE TO PVC ID. CONTACT HEBER LIGHT & POWER FOR APPROVAL OF PROPOSED SOLUTION.

THE CONTRACTOR SHALL PERFORM MANDREL TESTING ON HDPE BORED CONDUIT WITH THE HEBER LIGHT & POWER INSPECTOR ON SITE. SEE DRAWING 4.2.4



## REQUIREMENTS & STANDARDS ELECTRICAL TRENCH & CONDUIT NOTES

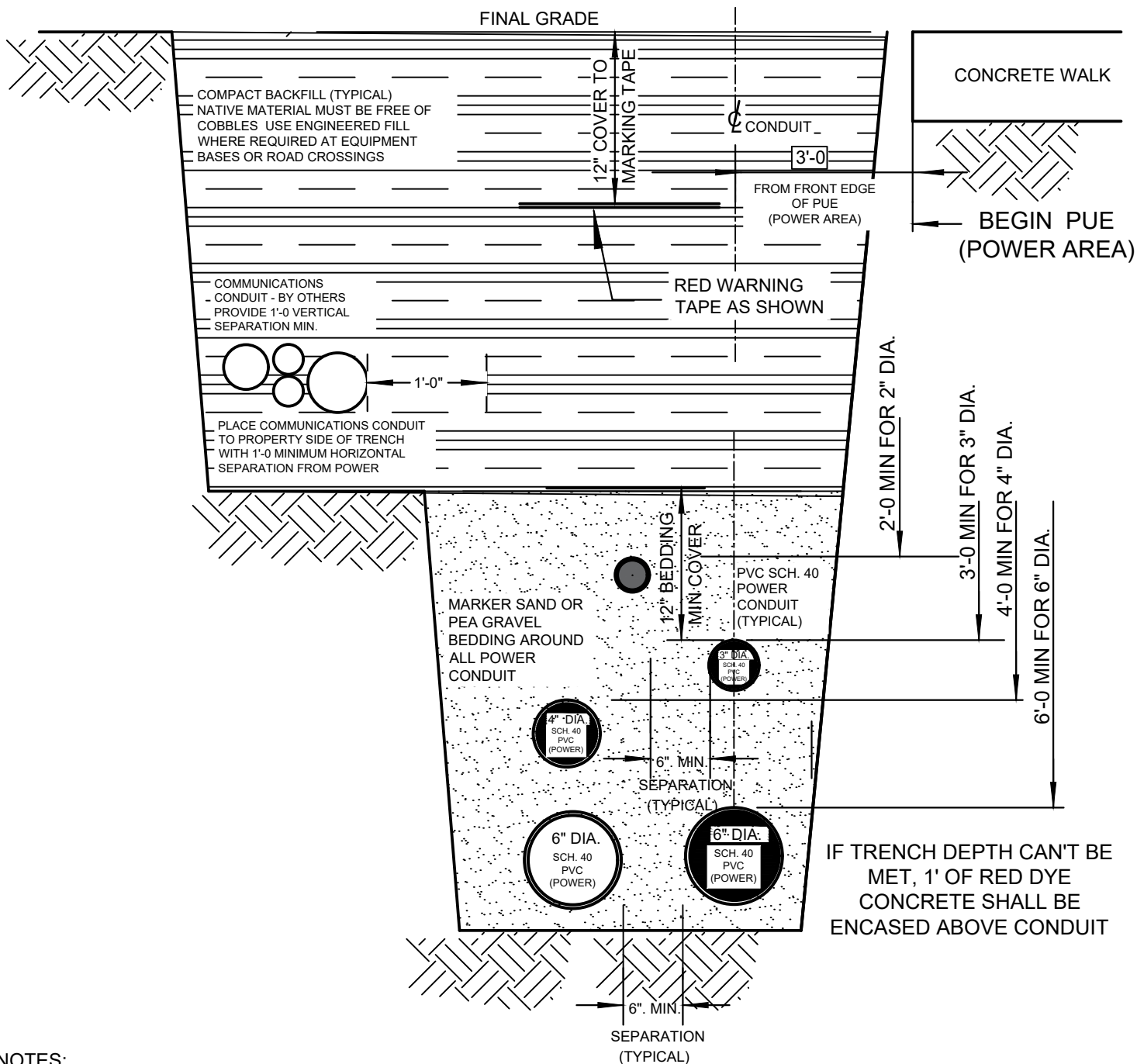
RESIDENTIAL & COMMERCIAL POWER SERVICE

DWG: **4.2.1**

REV. 0.00

BY: JB/MA

DATE: 1/20/25



#### NOTES:

1. BEDDING & BACKFILL MATERIAL MUST BE APPROVED BY HEBER LIGHT & POWER
2. INSPECTION REQUIRED PRIOR TO BACKFILL COMPACTION TESTING REQUIRED. REFER TO 4.2.1
3. SERVICE LATERAL DEPTH 36" MINIMUM.
4. PROVIDE BEDDING ON ALL CONDUIT SURFACES AND 6" SEPARATION BETWEEN POWER CONDUITS
5. PROVIDE DEPTH OF 1 FOOT TO TOP OF CONDUIT FOR EVERY 1 INCH OF NOMINAL DIAMETER
6. PVC CONDUIT SHALL NOT BE HEATED TO MAKE BENDS. ONLY CONDUIT WITH FACTORY BENDS WILL BE ACCEPTED.



## REQUIREMENTS & STANDARDS

# POWER TRENCH & JOINT USE TRENCH DETAIL

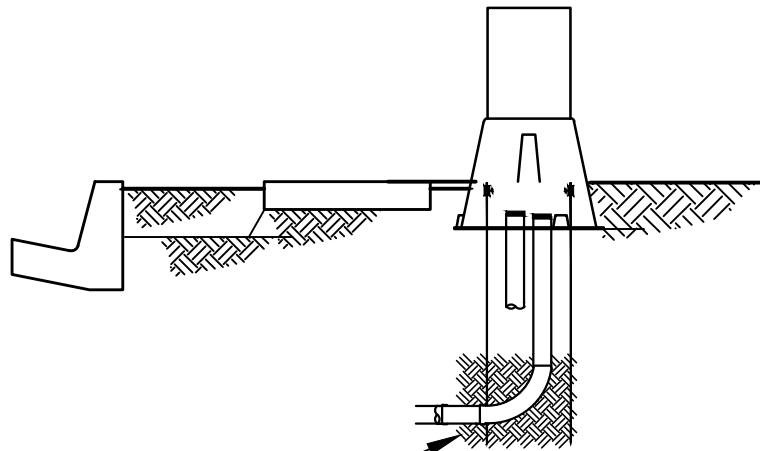
### RESIDENTIAL & COMMERCIAL SUBDIVISION

DWG: **4.2.2**

REV. 0.00

BY:JB/MA


DATE: 1/20/25



THRUST  
BLOCK

( SECTION VIEW )

4" OR 6"  
PVC CONDUIT  
VERTICAL 90°  
ELBOW LONG SWEEP



1/2 YARD FLOWABLE  
FILL ON  
INSIDE RADIUS

## NOTES:

1. SEE REQUIREMENTS IN 4.2.1.



## REQUIREMENTS & STANDARDS POWER TRENCH & CONDUIT THRUST BLOCK (EXAMPLE)

RESIDENTIAL & COMMERCIAL SUBDIVISION

DWG: **4.2.3**

REV. 0.00

BY: JB/MA

DATE: 11/12/24

MANDREL REQUIRED ON ALL CONDUIT-PVC, RMC, AND HDPE

MANDREL TABLE	
CONDUIT (NOM.) DIAMETER	MANDREL DIAMETER
3"	2.7"
4"	3.6"
6"	5.4"

\* ALL HDPE SHALL BE BEVELED WHERE BORE PIPE AND PVC MEET.



## REQUIREMENTS & STANDARDS

### MANDREL TABLE

RESIDENTIAL & COMMERCIAL POWER SERVICE

DWG: **4.2.4**

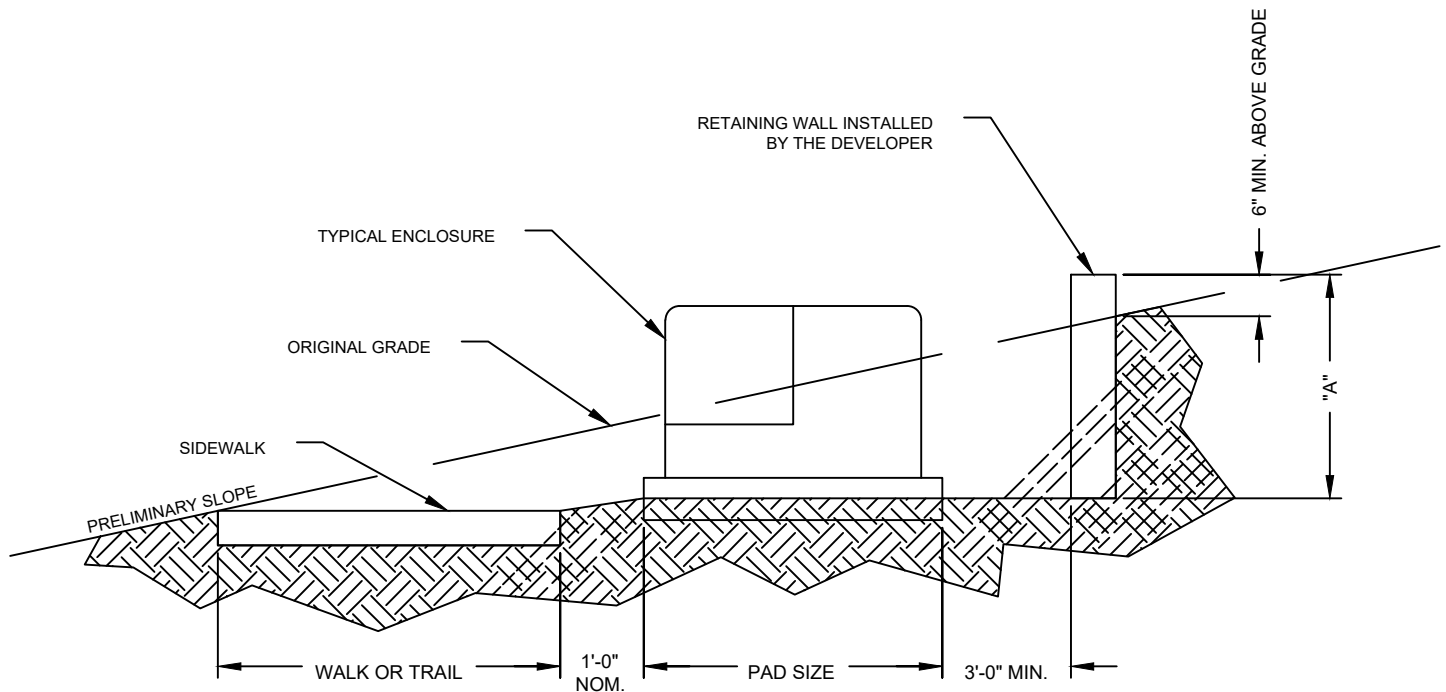
REV. 0.00

BY: JB/MA

DATE: 1/20/25



# EQUIPMENT EROSION PREVENTION



## NOTES:

1. WHEN IT BECOMES NECESSARY TO NOTCH-OUT OR FILL A SLOPE TO INSTALL AN ENCLOSURE OR TRANSFORMER, THE CLEARED AREA SHOULD BE SUFFICIENT SIZE TO ACCOMMODATE THE ENCLOSURE AND SHORINGS. THE FRONT OF THE PAD SHALL BE PLACED 2" (MAX.) ABOVE THE SIDEWALK.
2. AREA UNDER AND BEHIND PAD MUST BE LEVELED AND COMPACTED AS PER TRENCH SPECIFICATIONS 4.2.1.
3. A RETAINING STRUCTURE IS REQUIRED IF DIMENSION "A" IS GREATER THAN 12". THE STRUCTURE MUST BE OUTSIDE OF THE EASEMENT
4. SIDE RETAINING WALLS ARE ALSO REQUIRED IF DIMENSION "A" IS GREATER THAN 18". RETAINING WALL SHALL BE 6" ABOVE EXISTING GRADE AND 18" FROM EACH SIDE AND BEHIND ENCLOSURE.
5. ALL GRADING SHALL BE PERFORMED BY DEVELOPER.
6. CONTACT HEBER LIGHT & POWER IF ASSISTANCE IS REQUIRED.



## REQUIREMENTS & STANDARDS

# POWER EQUIPMENT EROSION PREVENTION

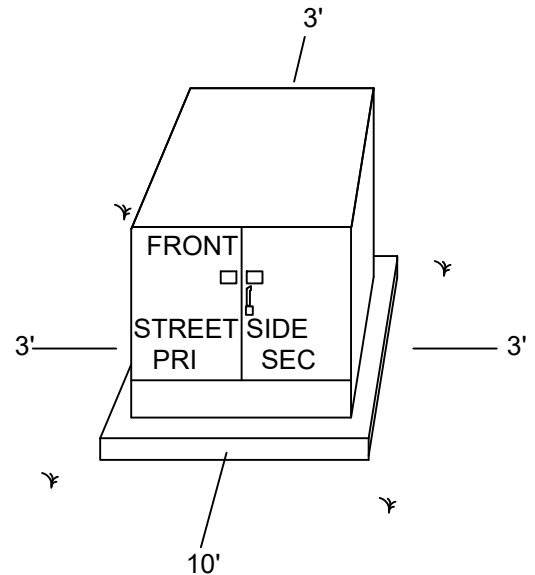
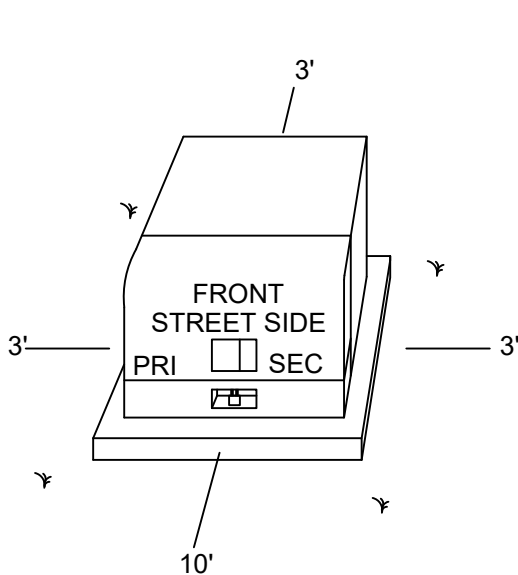
RESIDENTIAL & COMMERCIAL POWER SERVICE

DWG: **4.2.5**

REV. 0.00

BY: JB/MA

DATE: 1/20/25



### **RESIDENTIAL SINGLE-PHASE TRANSFORMER**

#### **PADMOUNTED EQUIPMENT**

#### **NOTE:**

IN THE EVENT OF AN EQUIPMENT FAILURE OR POWER OUTAGE, IT IS NECESSARY FOR UTILITY CREWS TO HAVE ADEQUATE ACCESS TO PADMOUNTED EQUIPMENT AND TRANSFORMERS. ACCESS TO THE FRONT SHALL BE TEN (10) FEET, ACCESS TO THE REAR AND SIDES SHALL BE THREE (3) FEET MINIMUM. NO TREES, SHRUBS, FENCES, LARGE LANDSCAPE ROCKS, OR OTHER OBSTRUCTIONS SHALL BE PERMITTED IN ACCESS AREA. PLACEMENT SHALL BE AS INDICATED ON STAKING SHEETS.

#### **NOTE FOR NEW SERVICES**

1. PADMOUNTED EQUIPMENT, TRANSFORMERS AND SECONDARY JUNCTION BOXES ARE LOCKED FOR PROTECTION AGAINST ELECTRICAL SHOCK.
2. WHEN INSTALLATION OF A NEW SERVICE REQUIRES ACCESS TO A TRANSFORMER OR SECONDARY JUNCTION BOX, OWNER/CONTRACTOR SHALL CONTACT HEBER LIGHT & POWER.
3. ALL NEW CONDUIT RUNS SHALL BE INSTALLED BY CONTRACTOR INTO TRANSFORMER/SECONDARY JUNCTION BOX WITH HEBER LIGHT & POWER SUPERVISION. SEE STANDARDS DETAILS IN 4.1.0 TO 4.1.9 AND 4.2.1 FOR REQUIREMENTS.
4. BLUE STAKE LAWS PROHIBIT ANY DIGGING NEAR EQUIPMENT WITHIN THE 2' SAFETY ZONE. PLEASE HAND DIG AROUND ANY ELECTRICAL EQUIPMENT.
5. REFER TO 5.4 FOR CLEARANCE TO COMBUSTIBLE STRUCTURES FROM TRANSFORMERS.
6. FOR RESIDENTIAL SERVICES: INITIAL WIRE PULL WILL BE HEBER LIGHT & POWER'S. AFTER INITIAL INSTALLATION CUSTOMER WILL BE RESPONSIBLE FOR ALL COSTS TO MAINTAIN/REPLACE CONDUIT AND CONDUCTOR FROM POWER SOURCE TO METER.
7. FOR COMMERCIAL SERVICES: OWNER/CONTRACTOR IS REQUIRED TO SUPPLY AND PULL SECONDARY CONDUIT AND CONDUCTOR. AFTER INITIAL INSTALLATION CUSTOMER WILL BE RESPONSIBLE FOR ALL COSTS TO MAINTAIN/REPLACE CONDUIT AND CONDUCTOR FROM POWER SOURCE TO METER.

### **COMMERCIAL 3-PHASE TRANSFORMER**

#### **PADMOUNTED EQUIPMENT**



### **REQUIREMENTS & STANDARDS**

## **TRANSFORMER & EQUIPMENT REQUIRED CLEARANCES**

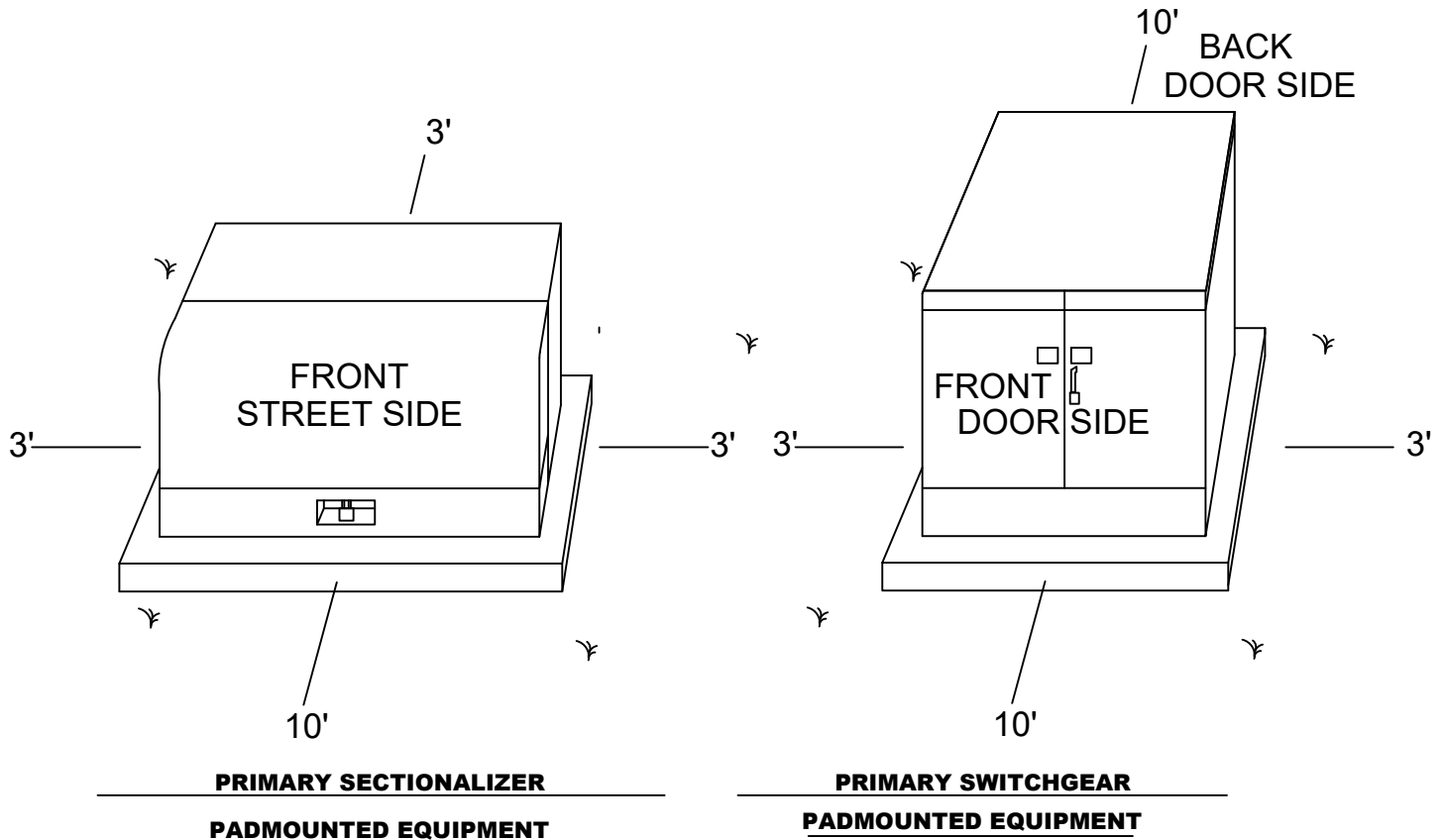
### **RESIDENTIAL & COMMERCIAL POWER SERVICE**

DWG: **5.1**

REV. 0.00

BY: JB/MA

DATE: 2/7/25



**NOTE:**  
IN THE EVENT OF AN EQUIPMENT FAILURE OR POWER OUTAGE, IT IS NECESSARY FOR UTILITY CREWS TO HAVE ADEQUATE ACCESS TO PADMOUNTED EQUIPMENT AND TRANSFORMERS. ACCESS TO THE FRONT SHALL BE TEN (10) FEET, ACCESS TO BOTH DOOR SIDES OF A SWITCHGEAR SHALL BE TEN (10) FEET, ACCESS TO THE REAR OF SECTIONALIZERS AND SIDES SHALL BE THREE (3) FEET MINIMUM. NO TREES, SHRUBS, FENCES, LARGE LANDSCAPE ROCKS, OR OTHER OBSTRUCTIONS SHALL BE PERMITTED IN ACCESS AREA. PLACEMENT SHALL BE AS INDICATED ON STAKING SHEETS.

#### NOTE FOR NEW SERVICES

1. PADMOUNTED EQUIPMENT, TRANSFORMERS AND SECONDARY JUNCTION BOXES ARE LOCKED FOR PROTECTION AGAINST ELECTRICAL SHOCK.
2. WHEN INSTALLATION OF A NEW SERVICE REQUIRES ACCESS TO A TRANSFORMER OR SECONDARY JUNCTION BOX, OWNER/CONTRACTOR SHALL CONTACT HEBER LIGHT & POWER.
3. ALL NEW CONDUIT RUNS SHALL BE INSTALLED BY CONTRACTOR INTO TRANSFORMER/SECONDARY JUNCTION BOX WITH HEBER LIGHT & POWER SUPERVISION. SEE STANDARD DETAILS IN 4.1.0 TO 4.1.9 AND 4.2.1 FOR REQUIREMENTS.
4. BLUE STAKE LAWS PROHIBIT ANY DIGGING NEAR EQUIPMENT WITHIN THE 2' SAFETY ZONE. PLEASE HAND DIG AROUND ANY ELECTRICAL EQUIPMENT.
5. REFER TO 5.4 FOR CLEARANCE TO COMBUSTIBLE STRUCTURES FROM TRANSFORMERS.



## **REQUIREMENTS & STANDARDS**

# **TRANSFORMER & EQUIPMENT REQUIRED CLEARANCES**

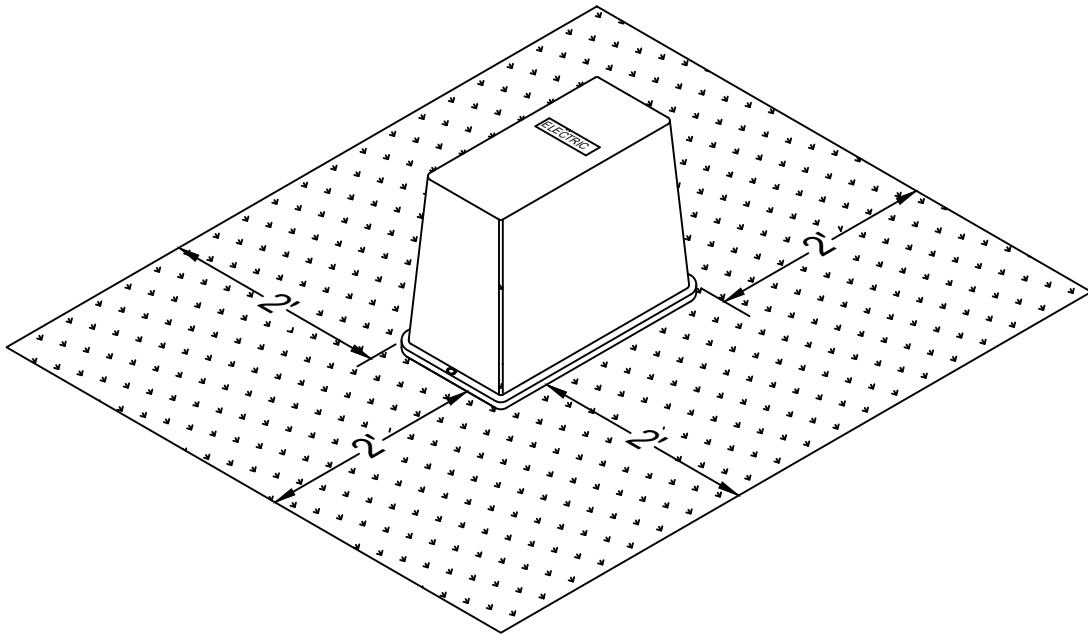
### **RESIDENTIAL & COMMERCIAL POWER SERVICE**

DWG: **5.2**

REV. 0.00

BY: JB/MA

DATE: 2/7/25



### **SECONDARY JUNCTION BOXES**

(TYP. 15" x 15" LID APPROX.)

**NOTE:**

IN THE EVENT OF AN EQUIPMENT FAILURE OR POWER OUTAGE, IT IS NECESSARY FOR HEBER LIGHT & POWER CREWS TO HAVE ADEQUATE ACCESS TO SECONDARY JUNCTION BOXES. ACCESS TO THE FRONT AND SIDES AND REAR SHALL BE 2 FEET MINIMUM. NO TREES, SHRUBS, FENCES, LARGE LANDSCAPE ROCKS, OR OTHER OBSTRUCTIONS SHALL BE PERMITTED IN ACCESS AREA. PLACEMENT SHALL BE AS INDICATED ON STAKING SHEETS.

DEVELOPER/CONTRACTOR SHALL BE CHARGED FOR ALL BROKEN/DAMAGED EQUIPMENT UP TO THE TIME THE HOMEOWNER TAKES OCCUPANCY.

**NOTE FOR NEW SERVICES**

1. NEW SECONDARY JUNCTION BOXES SHALL BE THOSE SPECIFIED BY HEBER LIGHT & POWER. ANY "OR EQUAL" SUBSTITUTIONS MUST BE APPROVED IN WRITING BY HEBER LIGHT & POWER.
2. TRANSFORMERS AND SECONDARY JUNCTION BOXES ARE LOCKED FOR PROTECTION AGAINST ELECTRICAL SHOCK.
3. WHEN INSTALLATION OF A NEW SERVICE REQUIRES ACCESS TO A TRANSFORMER OR SECONDARY JUNCTION BOX, OWNER\CONTRACTOR SHALL NOTIFY HEBER LIGHT & POWER.
4. ALL NEW CONDUIT RUNS SHALL BE INSTALLED BY CONTRACTOR INTO TRANSFORMER \SECONDARY JUNCTION BOX WITH HEBER LIGHT & POWER SUPERVISION. SEE 4.1.0 FOR REQUIREMENTS.
5. BLUE STAKE LAWS PROHIBIT ANY DIGGING WITH EQUIPMENT WITHIN THE 2' SAFETY ZONE. PLEASE HAND DIG AROUND ANY ELECTRICAL EQUIPMENT.



**REQUIREMENTS & STANDARDS**  
**CLEARANCE REQUIRED**  
**FOR**  
**SECONDARY JUNCTION BOX**  
**RESIDENTIAL & COMMERCIAL POWER SERVICE**

DWG: **5.3**

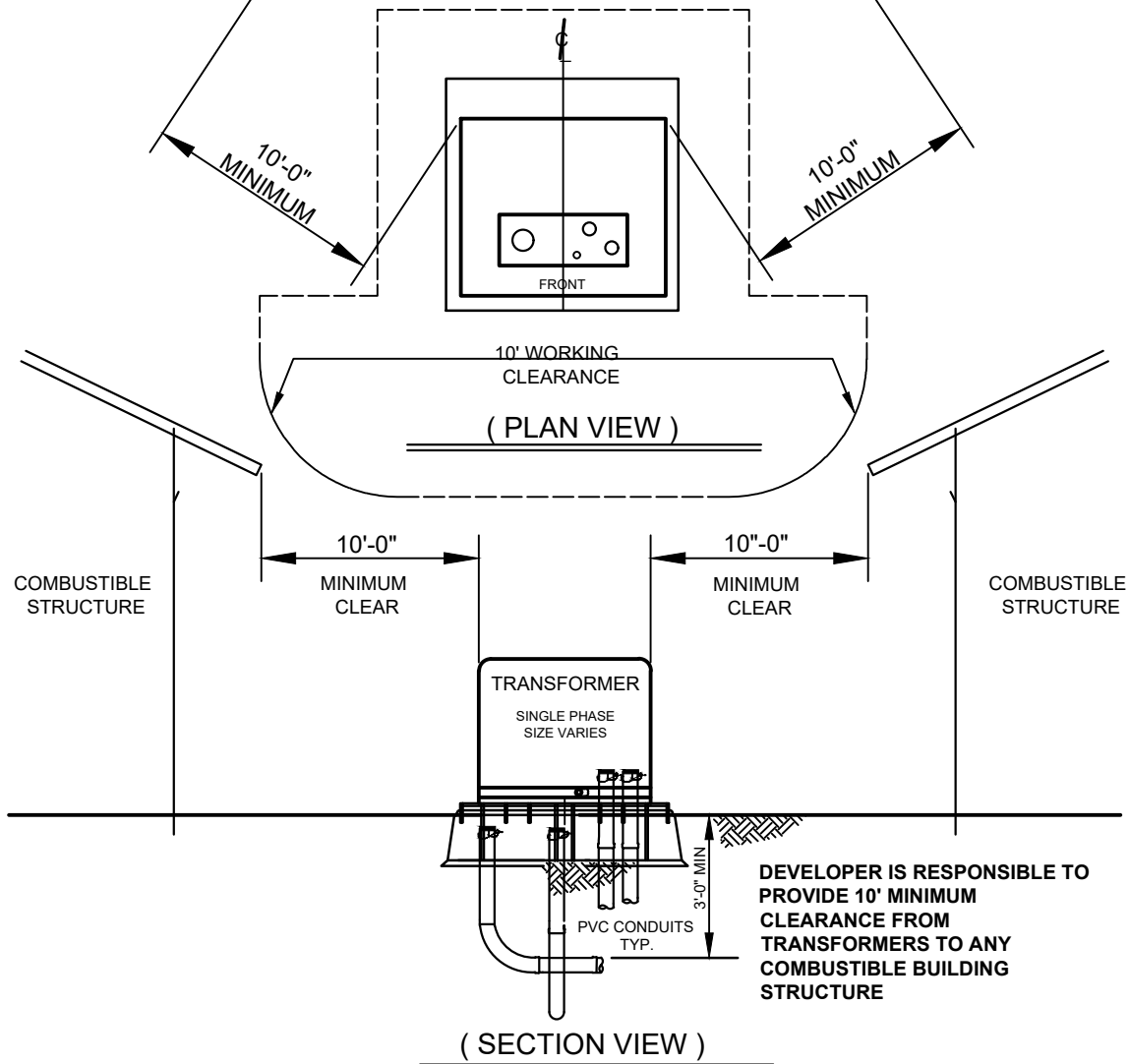
REV. 0.00

BY: JB/MA

DATE: 2/7/25

COMBUSTIBLE  
STRUCTURE

COMBUSTIBLE  
STRUCTURE



**NOTES:**

1. CLEARANCE REQUIRED ACCORDING TO NEC 450.27.
2. ADDITIONAL CLEARANCES MAY BE REQUIRED BY APPLICABLE LOCAL AND STATE BUILDING CODES.



REQUIREMENTS & STANDARDS

**CLEARANCE TO  
COMBUSTIBLE STRUCTURES  
FROM TRANSFORMERS**

(LOCATED IN THE P.U.E.)

DWG: **5.4**

REV. 0.00

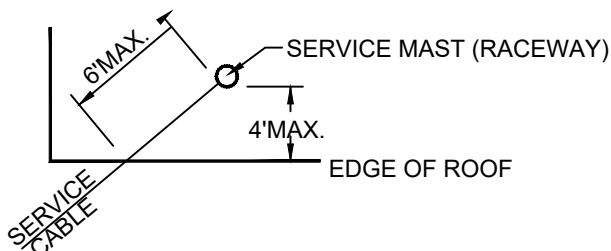
BY: JB/MA

DATE: 2/7/25

**SERVICE DROP CONDUCTORS SHALL NOT BE READILY ACCESSIBLE.**

**NOTES:**

1. IF A ROOF OR BALCONY IS NOT READILY ACCESSIBLE TO PEDESTRIANS AND THE SERVICE CABLE IS MULTIPLEX (UP TO 600 VOLTS) OR IS INSULATED OPEN WIRE (UP TO 300 VOLTS BETWEEN CONDUCTORS, I.E. NOT INCLUDING 480 VOLT WYE OR DELTA), THE CLEARANCE MAY BE A MINIMUM OF 3 FEET PER NESC 234C3d(1) EXCEPTION 2. (NEC 230-24 ALSO REQUIRES 3' MINIMUM FOR UP TO 300 VOLTS BETWEEN CONDUCTORS AND A ROOF SLOPE OF AT LEAST 4" IN 12" TO BE CONSIDERED NOT ACCESSIBLE TO PEDESTRIANS.) NESC DEFINES A ROOF OR BALCONY READILY ACCESSIBLE TO PEDESTRIANS IF IT CAN BE CASUALLY ACCESSED THROUGH A DOORWAY, WINDOW, RAMP, STAIRWAY, OR PERMANENT LADDER (WITH ITS BOTTOM RUNG LESS THAN 8' FROM GROUND OR FROM PERMANENT ACCESSIBLE SURFACE) BY A PERSON, ON FOOT, WHO NEITHER EXERTS EXTRAORDINARY PHYSICAL EFFORT NOR EMPLOYS SPECIAL TOOLS OR DEVICES TO GAIN ENTRY. NESC SHALL GOVERN FROM THE UTILITY'S POLE TO THE DRIP LOOP AT THE CUSTOMER'S SERVICE ENTRANCE; NEC SHALL GOVERN FROM THAT DRIP LOOP INTO THE BUILDING.
2. WHERE NOT MORE THAN 6 FEET (MEASURED HORIZONTALLY) OF A SERVICE DROP PASSES OVER A ROOF TO TERMINATE AT A (THROUGH-THE-ROOF) SERVICE RACEWAY OR APPROVED SUPPORT LOCATED NOT MORE THAN 4' MEASURED HORIZONTALLY FROM THE NEAREST EDGE OF ROOF AND THE CABLE IS EITHER MULTIPLEX (UP TO 600 VOLTS), OR IS INSULATED OPEN WIRE (UP TO 300 VOLTS BETWEEN CONDUCTORS, I.E. NOT INCLUDING 480 VOLT WYE OR DELTA), THE CLEARANCE ABOVE THE ROOF MAY BE A MINIMUM OF 18". SEE THE PLAN VIEW SKETCH BELOW. (NEC 230-24 ALLOWS THE SAME 18" CLEARANCE FOR SERVICES UP TO 300 VOLTS BETWEEN CONDUCTORS AND SIMILAR OVERHANG.)



3. A CLEARANCE OF 3 FEET IN ANY DIRECTION FROM WINDOWS, DOORS, FIRE ESCAPES, OR SIMILAR LOCATIONS IS REQUIRED, EXCEPT IT DOES NOT APPLY TO:
  - A. MULTIPLEX CABLE ABOVE THE TOP OF A WINDOW, OR
  - B. WINDOWS THAT DO NOT OPEN.(NEC 230-9 REQUIRES THE SAME 3' OF CLEARANCE EXCEPT ABOVE THE TOP LEVEL OF A WINDOW; SERVICE CONDUCTORS ARE NOT ALLOWED BELOW WINDOWS OR OPENINGS THROUGH WHICH MATERIALS MAY BE MOVED, E.G. IN FARM OR COMMERCIAL BUILDINGS.)
4. PER NESC RULE 235C1 (EXCEPTION 3) A SPACE OF NOT LESS THAN 12" IS REQUIRED BETWEEN ELECTRIC SERVICE DROPS OF 0-600 VOLTS RUNNING ABOVE AND PARALLEL TO COMMUNICATION SERVICE DROPS. THIS APPLIES TO ANY POINT IN THE SPAN AS WELL AS AT THE BUILDING ATTACHMENT. OTHER CLEARANCES APPLY AT THE POLE. IF THESE SERVICES ARE RUN FROM DIFFERENT SUPPORT STRUCTURES, NESC TABLE 233-1 REQUIRES 24" VERTICAL CLEARANCE BETWEEN CONDUCTORS. COMMUNICATION CABLES SHOULD BE INSTALLED BELOW POWER SUPPLY CONDUCTORS WHENEVER POSSIBLE.

**CAUTION:**

ALL NESC VERTICAL CLEARANCES APPLY TO THE CONDUCTORS AT MAXIMUM FINAL SAG. ALLOW FOR 1.0 FOOT OF ADDITIONAL SAG FOR INCREASE FROM INITIAL SAG TO MAXIMUM FINAL CONDITIONS.



**REQUIREMENTS & STANDARDS**  
**CLEARANCES FOR**  
**SERVICE DROPS <600 VOLT**  
**FOR BUILDINGS, SIGNS & OTHER**  
**INSTALLATIONS**

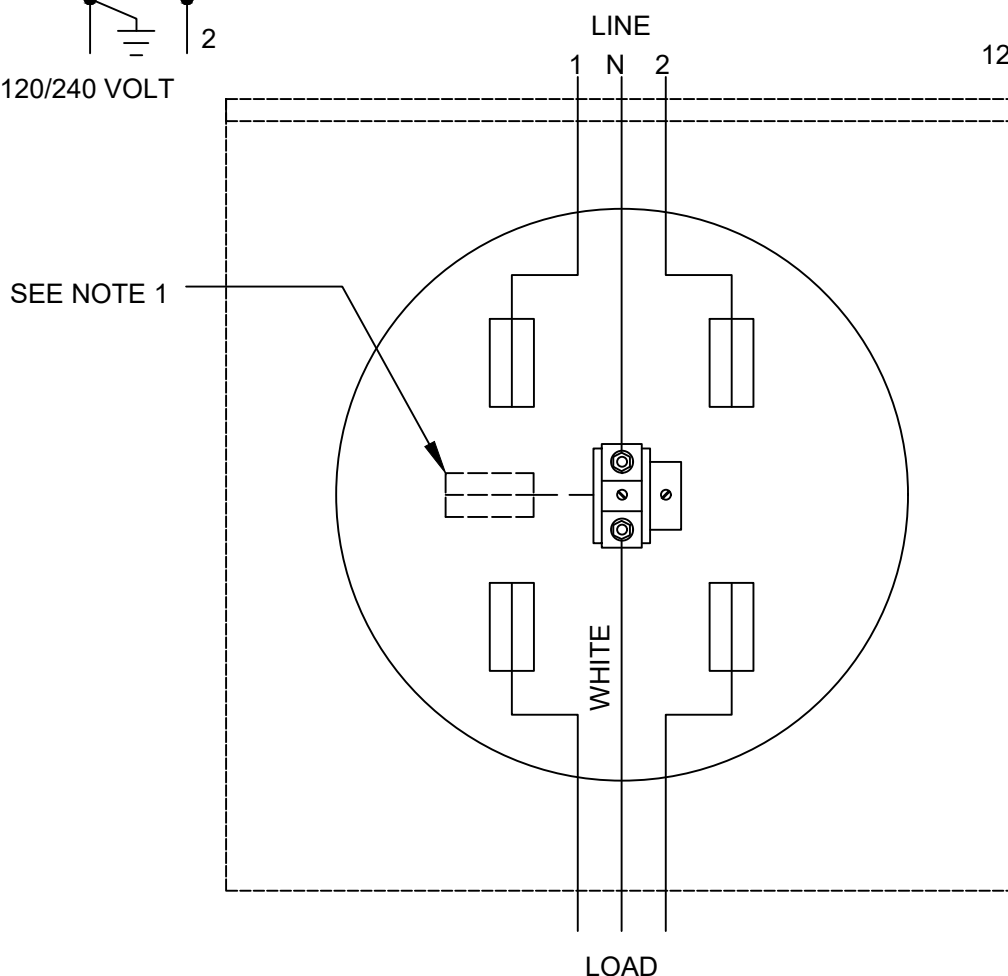
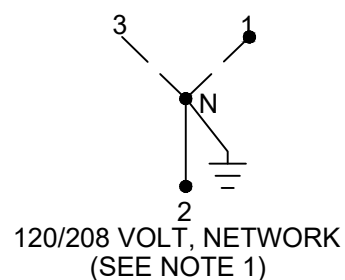
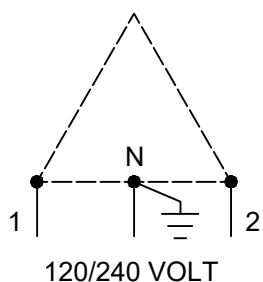
**RESIDENTIAL & COMMERCIAL POWER SERVICE**

DWG: **5.5**

REV. 0.00

BY: JB/MA

DATE: 2/7/25



#### NOTES:

1. A FIFTH TERMINAL (STINGER) IS REQUIRED FOR A 120/208V SERVICE.
2. WIRE SIZE RANGE:
  - 2.1 - 100 AMP SOCKET: LUGS SUITABLE FOR #6 - #2/0 STRANDED CU/AL CONDUCTORS.
  - 2.2 - 200 AMP SOCKET: LUGS SUITABLE FOR #2 - 350 KCMIL CU/AL CONDUCTORS.
3. APPROXIMATE DIMENSIONS:
  - 3.1 - 100 AMP SOCKET: 3-5/16"(D) X 8"(W) X 11-1/2"(H).
  - 3.2 - 200 AMP SOCKET: 4-3/8"(D) X 11"(W) X 15-1/2"(H).
4. CONTACT HEBER LIGHT & POWER FOR AVAILABLE SERVICE VOLTAGES.



## REQUIREMENTS & STANDARDS

# METER SOCKET

## SINGLE PHASE WIRING DIAGRAM

### 120/240 VOLT OR 120/208 VOLT

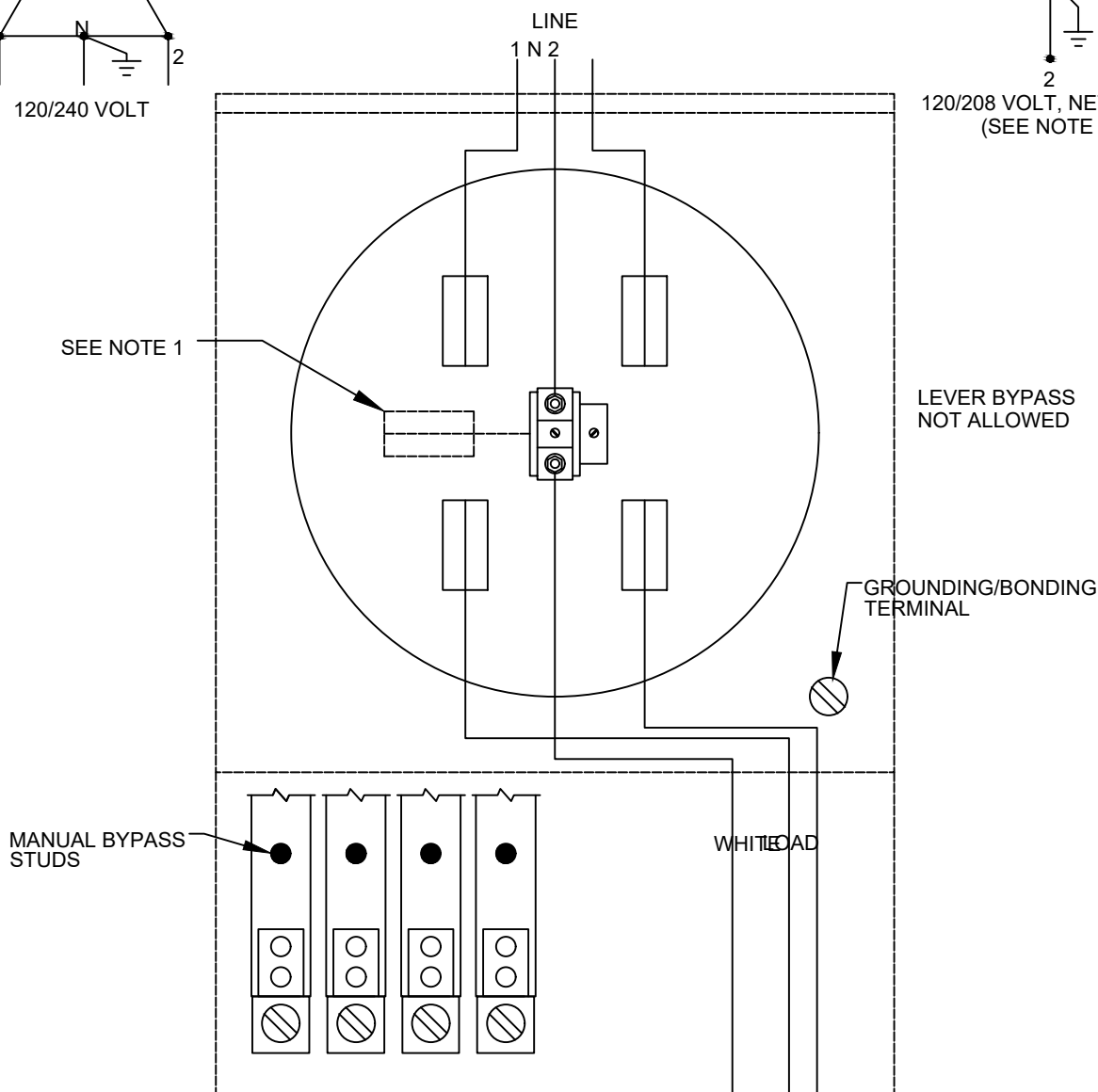
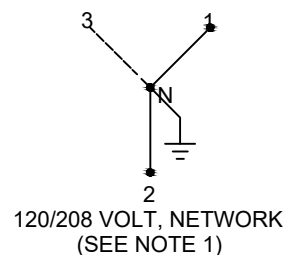
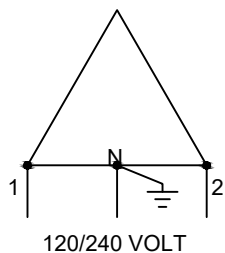
100 - 200 AMP RESIDENTIAL OR COMMERCIAL

DWG: **6.1.1**

REV. 0.00

BY: JB/MA

DATE: 11/14/24



NOTES:

1. A FIFTH TERMINAL (STINGER) IS REQUIRED FOR A 120/208V SERVICE.
2. WIRE SIZE RANGE: LUGS SUITABLE FOR #2 - 350 kcmil Cu/Al CONDUCTORS.
3. APPROXIMATE DIMENSIONS: 5"(D) x 13"(W) x 19"(H).
4. METER SOCKET SHALL HAVE BYPASS. (LINK OR MANUAL)
5. KNOCKOUTS: THREE ON BOTTOM AND ONE EACH ON BOTH SIDES AND BACK; KNOCKOUTS ARE CONCENTRIC TYPE WITH A MAXIMUM DIAMETER OF 3".
6. FOR OVERHEAD SERVICES, METER SOCKETS ARE FURNISHED WITH A HUB SIZED AS NEEDED; AVAILABLE HUB SIZES ARE 1-1/4", 1-1/2", 2" AND 2-1/2" .



**REQUIREMENTS & STANDARDS**  
**METER SOCKET UP TO 400 AMP**  
**WIRING DIAGRAM**  
**3 WIRE WYE 1 PHASE**  
**120/240 OR 277/480 VOLT**  
**(5 TERMINAL SOCKET W/ LINK BY-PASS)**

DWG: **6.1.2**

REV. 0.00

BY: JB/MA

DATE: 11/14/24



ALL NON-CURRENT CARRYING METALLIC PARTS TO BE BONDED TO NEUTRAL AND EFFECTIVELY GROUNDED -SEE DRAWINGS 6.4.1 AND 6.4.2 FOR TYPICAL GROUNDING AND BONDING DETAILS.

INCLUDE GROUNDING BUSHING ABOVE HUB

STRUCTURE WITH TWO METERS OR MORE SHALL BE BANKED. BANKED METER SERVICES-CONDUCTOR PULLED BY CONTRACTOR.

LOCAL MUNICIPAL BUILDING INSPECTION SHALL INSPECT ELECTRICAL SERVICE PRIOR TO CONNECTION BY HEBER LIGHT & POWER.

HEBER LIGHT & POWER SHALL DETERMINE LOCATION OF ALL METER EQUIPMENT. CONTACT HEBER LIGHT & POWER.

NO METERS WILL BE ALLOWED INSIDE ENCLOSED SPACE WITHOUT WRITTEN APPROVAL FROM HEBER LIGHT & POWER.

ANCHOR RISER TO CONCRETE FOUNDATION WALL.  
ANCHOR WITH PIPE CLAMP TO 6" MIN UNISTRUT WITH (2)  $\frac{5}{16}$ " DIA.  
ANCHORS WITH 2-1/2" EMBEDMENT (MIN.)

RMC INSTALLED BELOW GRADE SHALL BE SUITABLY WRAPPED W/ PVC TAPE FOR PROTECTION

CONDUIT & CONDUCTOR SIZE PER NEC REQ'MTS  
3" DIA MINIMUM

#### NOTES:

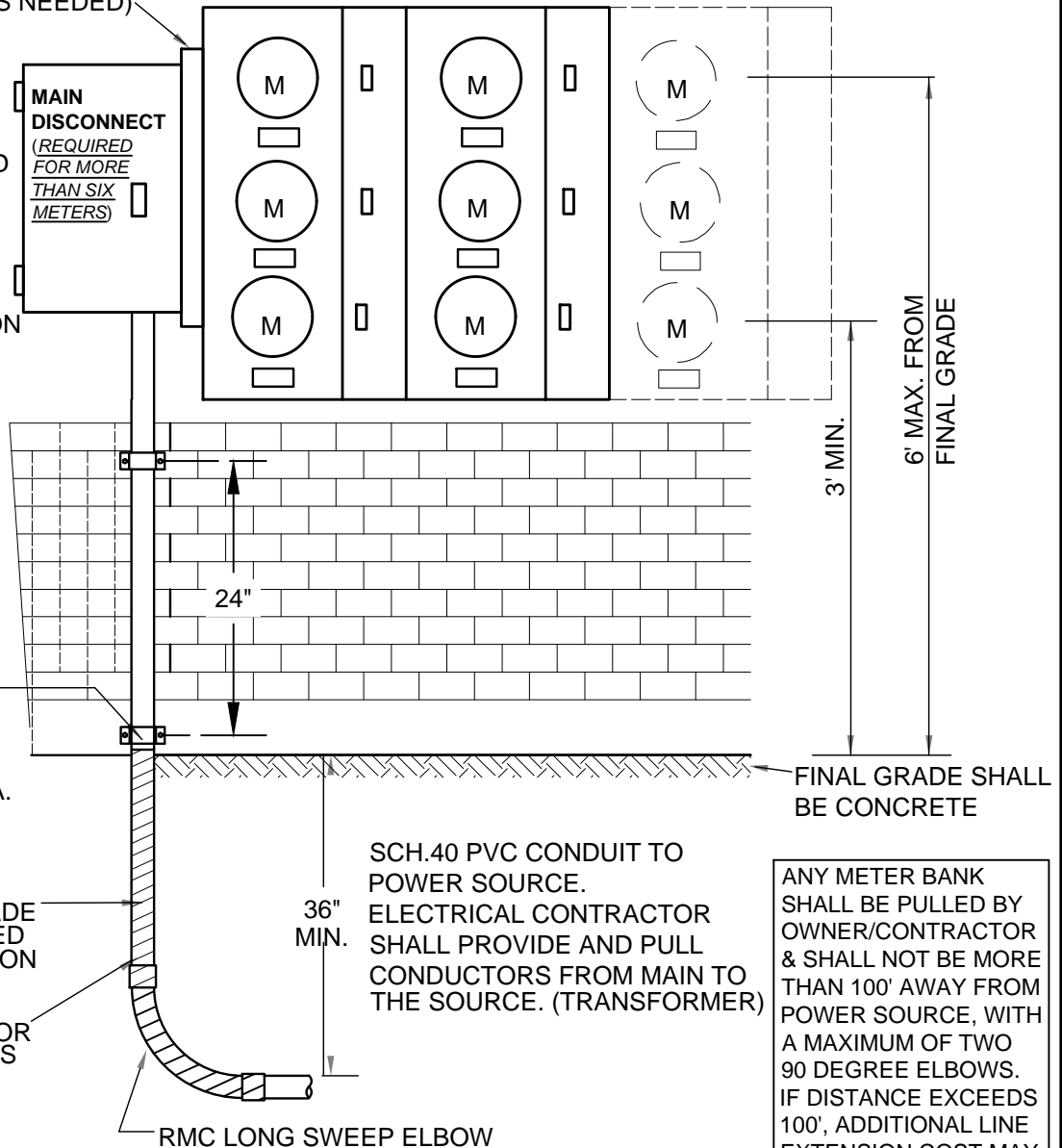
1. OWNER/BUILDER SHALL PROVIDE AND INSTALL CONDUIT AND PROVIDE AND PULL CONDUCTOR FROM THE TRANSFORMER TO THE LINE SIDE OF THE BANKED METER BASE.
2. OWNER SHALL MAINTAIN CONDUIT AND CONDUCTOR FROM TRANSFORMER TO METER.
3. CONDUIT CLAMP(S) MUST BE ABOVE GROUND.
4. INSPECTION REQUIRED PRIOR TO BACKFILL OF TRENCH. REFER TO 4.2.1
5. INSPECTION BY LOCAL MUNICIPAL BUILDING INSPECTOR REQUIRED PRIOR TO PERMANENT POWER CONNECTION
6. A MAIN DISCONNECT IS REQUIRED WHEN MORE THAN SIX (6) SERVICES/METERS ARE CONNECTED. IF AN EXISTING INSTALLATION EXPANDS BEYOND SIX (6) SERVICES, A MAIN DISCONNECT SHALL BE INSTALLED.

ALL CABIN COMMUNITIES ARE REQUIRED TO INSTALL A FREE-STANDING METER WITHIN 20 FEET OF TRANSFORMER OR SECONDARY BOX.

LABEL EACH METER PLATE WITH UNIT # ENGRAVED METAL OR PLASTIC

SPACER  
(AS NEEDED)

EACH METER HAS ITS OWN DISCONNECT (BREAKER)



## REQUIREMENTS & STANDARDS MULTI-METER INSTALLATION UNDERGROUND SERVICE

200 AMP & GREATER, SELF CONTAINED METERING

DWG: **6.1.3**

REV. 0.00

BY: JB/MA

DATE: 1/20/25

### CT-METERING REQUIRED:

CURRENT TRANSFORMER (C.T.) METERING IS REQUIRED WHEN A SINGLE-PHASE OR THREE-PHASE SERVICE EXCEEDS 400 AMPERES. FOR SERVICES OVER 800 AMPERES SEE SECTION ON SWITCHBOARD METERING.

MAIN SERVICE DISCONNECT IS REQUIRED TO BE OUTSIDE AT METER LOCATION. THE C.T. METERING EQUIPMENT SHALL BE MOUNTED IN A LOCATION APPROVED BY HEBER LIGHT & POWER. CURRENT TRANSFORMERS **SHALL NOT BE INSTALLED** INSIDE OF THE PAD MOUNT TRANSFORMER.

WHEN METERING EQUIPMENT IS INSTALLED AT A LOCATION WHERE IT MAY BE STRUCK BY A VEHICLE, THE CUSTOMER IS REQUIRED TO INSTALL AND MAINTAIN AN APPROVED BARRIER POST. BARRIER POST (6" DIAMETER, CONCRETE FILLED) WHERE METERING EQUIPMENT IS INSTALLED IN VEHICLE TRAFFIC AREA.

### THE CUSTOMER SHALL PROVIDE AND INSTALL:

THE WEATHER TIGHT METALIC CABINET (NEMA 3R, EUSERC 316 OR EQUAL, 24" x 48" x 11" FOR SINGLE PHASE AND 36"x48"x11" FOR THREE PHASE MINIMUM) SEALABLE WITH A LOCKABLE HINGED DOOR, SECURELY MOUNTED ON A RIGID SURFACE. THE TOP OF THE CABINET SHALL BE NO MORE THAN 6 FEET FROM FINAL GRADE.

EUSERC APPROVED (EUSERC 328A FOR SINGLE PHASE, 329A FOR THREE PHASE) CURRENT TRANSFORMER MOUNTING BASE RATED 50,000 AMPERE FAULT DUTY.

THE CURRENT TRANSFORMER METER SOCKET WITH A SPACE RESERVED BELOW THE SOCKET FOR A TEST SWITCH (EUSERC 339) SHALL BE MOUNTED SO THAT THE CENTER OF THE METER IS 5'4" MINIMUM FROM THE FINAL GRADE. METER SOCKETS WITH CIRCUIT CLOSURES OR BYPASS CLIPS **ARE NOT APPROVED**.

THE CONDUIT BETWEEN THE METER SOCKET AND THE C.T. CABINET. RIGID 1" MINIMUM WITH PROPER FITTINGS AND BUSHINGS, NOT TO EXCEED 12" IN LENGTH.

TERMINATE WITH APPROVED CONNECTORS THE CONDUCTORS BETWEEN THE TRANSFORMER AND THE LINE SIDE OF THE CURRENT TRANSFORMER-MOUNTING BASE.

TERMINATE WITH APPROVED CONNECTORS THE CONDUCTORS BETWEEN THE CUSTOMER PANEL AND THE LOAD SIDE OF THE CURRENT TRANSFORMER-MOUNTING BASE.

GROUNDING PER NEC (ARTICLE 250 GROUNDING) FOR ALL METER AND CURRENT TRANSFORMER ENCLOSURES. (SEE 7.4.1, 7.4.2)

### HEBER LIGHT & POWER SHALL OWN, PROVIDE AND INSTALL:

THE METER AND TEST SWITCH.

THE CURRENT TRANSFORMERS.

THE WIRING BETWEEN THE CURRENT TRANSFORMER AND THE METER SOCKET ENCLOSURE.

**ANY CHANGES OR DEVIATIONS MUST HAVE PRIOR WRITTEN APPROVAL FROM HEBER LIGHT & POWER.**



**REQUIREMENTS & STANDARDS**  
**ELECTRICAL SERVICE**  
**REQUIREMENTS**  
**CT METERING 800 AMP MAX.**  
**COMMERCIAL/1 PHASE-3 PHASE POWER SERVICE**

DWG: **6.2.1**

REV. 0.00

BY: JB/MA

DATE:11/14/24

## SWITCH BOARD METERING

A EUSERC (EUSERC 354 OUTDOOR) SWITCHBOARD METERING SECTION IS REQUIRED WHEN THE SERVICE ENTRANCE RATING IS GREATER THAN 800 AMPERES. THE METERING CURRENT TRANSFORMERS WILL BE LOCATED IN THE CURRENT TRANSFORMER COMPARTMENT. THE METER AND TEST SWITCH MAY BE MOUNTED ON THE HINGED COVER OF THE COMPARTMENT OR MOUNTED REMOTELY WITH HEBER LIGHT & POWER APPROVAL. THE AREA BELOW THIS COMPARTMENT'S BARRIER MAY BE USED AS A MAIN SWITCH (BREAKER) COMPARTMENT, OR A LOAD DISTRIBUTION COMPARTMENT. THE METERING COMPARTMENT SHALL BE ON THE SUPPLY SIDE OF THE MAIN SWITCH OR BREAKER.

THE MOUNTING PAD FOR ALL SWITCHBOARD METERING ENCLOSURES WILL BE A MINIMUM 4" THICK CONCRETE PAD, EXTENDING 3' IN FRONT OF THE ENCLOSURE TO ENSURE AN ADEQUATE AND SAFE WORK AREA.

### THE CUSTOMER WILL PROVIDE AND INSTALL:

THE CONDUIT AND CONDUCTORS, A MAXIMUM OF 32 CONDUCTORS NOT TO EXCEED 750 MCM MAXIMUM, CONDUCTOR SIZED PER NEC ACCORDING TO THE FULL LOAD CAPACITY OF THE TRANSFORMER.

THE SWITCHBOARD SERVICE SECTION, CURRENT TRANSFORMER MOUNTING BASE, PANELS, PULLING SECTION SEPERATE FROM THE CT COMPARTMENT, METER SOCKET AND PROVISIONS FOR A TEST SWITCH.

CURRENT TRANSFORMER BUSS BARS, AND TERMINATING BOLTS MUST BE SECURED IN PLACE AND SHALL BE PROVIDED WITH NUTS, FLAT WASHER, SPRING WASHERS, AND ALL PARTS MUST BE PLATED TO PREVENT CORROSION. BUSS BARS ARE REQUIRED FROM THE PULL SECTION INTO THE SERVICE SECTION.

ALL PULL AND TERMINATION SECTIONS SHALL BE FULL FRONT ACCESS. COVER PANELS SHALL BE REMOVABLE, SEALABLE, AND PROVIDED WITH TWO LIFTING HANDLES, AND LIMITED TO 9 SQUARE FEET IN AREA.

ALL REMOVABLE PANELS AND COVERS TO THE COMPARTMENTS USED FOR TERMINATING OR ROUTING CONDUCTORS SHALL HAVE SEALING PROVISIONS.

GROUNDING MUST MEET NEC REQUIREMENTS. LUGS FOR TERMINATING THE CUSTOMER'S GROUND WIRE SHALL BE LOCATED OUTSIDE OF THE SEALABLE SECTION AND SHALL BE DESIGNED TO READILY PERMIT THE CUSTOMER'S NEUTRAL SYSTEM TO BE ISOLATED, WHEN NECESSARY, FROM HEBER LIGHT & POWER'S NEUTRAL.

THE NEC REQUIRES A CLEAR WORKSPACE OF 78" HIGH BY 70" WIDE BY 48" DEEP IN FRONT OF METERING EQUIPMENT.

### HEBER LIGHT & POWER WILL OWN, PROVIDE AND INSTALL:

THE METER AND TEST SWITCH.

THE CURRENT TRANSFORMERS.

THE WIRING BETWEEN THE CURRENT TRANSFORMERS AND THE METER TEST SWITCH.

ANY CHANGES OR DEVIATIONS MUST HAVE PRIOR WRITTEN APPROVAL BY HEBER LIGHT & POWER METERING DEPARTMENT.



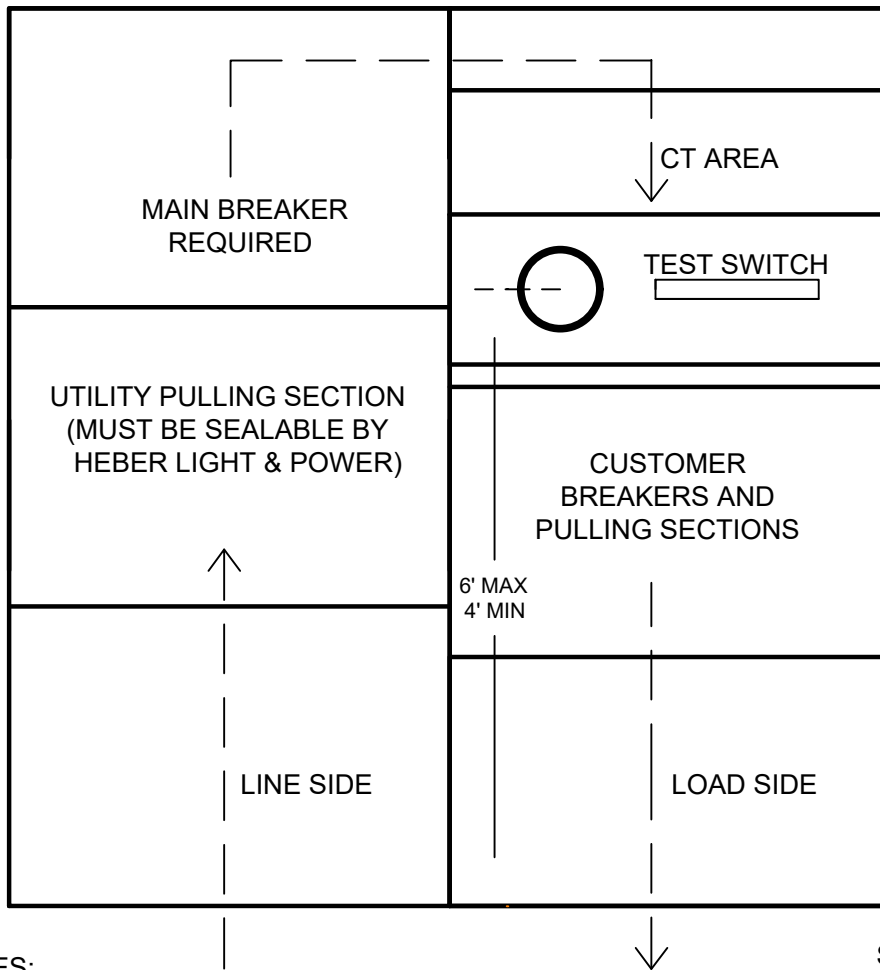
**REQUIREMENTS & STANDARDS**  
**REQUIREMENTS FOR**  
**ELECTRIC SERVICE**  
**SWITCHBOARD METERING**  
OVER 400 AMP COMMERCIAL & INDUSTRIAL 3<sup>^</sup> POWER

DWG: **6.3.1**

REV. 0.00

BY: JB/MA

DATE:11/14/24



SERVICE SECTION WITH  
CT METERING FOR  
SERVICES  
OVER 800 AMP  
(MUST BE SEALABLE BY  
HEBER LIGHT & POWER)

NOTES:

STANDING SURFACE

1. MINIMUM PULLING SECTION DIMENSIONS: 800-1200 AMP 30" WIDE; 1200-2000 AMP 35" WIDE.
2. FOR SWITCHBOARD RATINGS ABOVE 2000 AMP CONSULT HEBER LIGHT & POWER.
3. BUS BARS, WITH PROVISIONS FOR TERMINATION LUGS AS EUSERC 347 ARE REQUIRED FROM THE PULL SECTION INTO THE SERVICE SECTION.
4. CUSTOMER SHALL PROVIDE A DRAWING WITH DIMENSIONS OF PROPOSED SERVICE EQUIPMENT.
5. EXTERIOR DOORS ON SWITCHBOARDS MUST BE SEALABLE AND HOLD SECURELY AT 90°.
6. METER PANELS SHALL NOT BE HINGED ON A FILLER PANEL. HINGED METER PANEL MUST BE CAPABLE OF BEING OPENED 90° WITH METER IN PLACE.
7. A BARRIER IS REQUIRED INSIDE THE SERVICE SECTION BETWEEN THE CT COMPARTMENT AND THE CUSTOMER PULLING SECTION.
8. CONDUIT AND CONDUCTOR TO BE SUPPLIED, INSTALLED, TERMINATED & MAINTAINED BY OWNER/CONTRACTOR PER NEC, FROM THE SWITCHBOARD TO THE POWER SOURCE SUPPLIED BY HEBER LIGHT & POWER.
9. SERVICE DISCONNECTS RATED 1000 OR MORE AND WITH A VOLTAGE LINE TO GROUND GREATER THAN 150V SHALL BE PROVIDED WITH GROUND FAULT PROTECTION OF EQUIPMENT (GFPE)



## REQUIREMENTS & STANDARDS **SWITCHBOARD SERVICE** **800 AMP & GREATER**

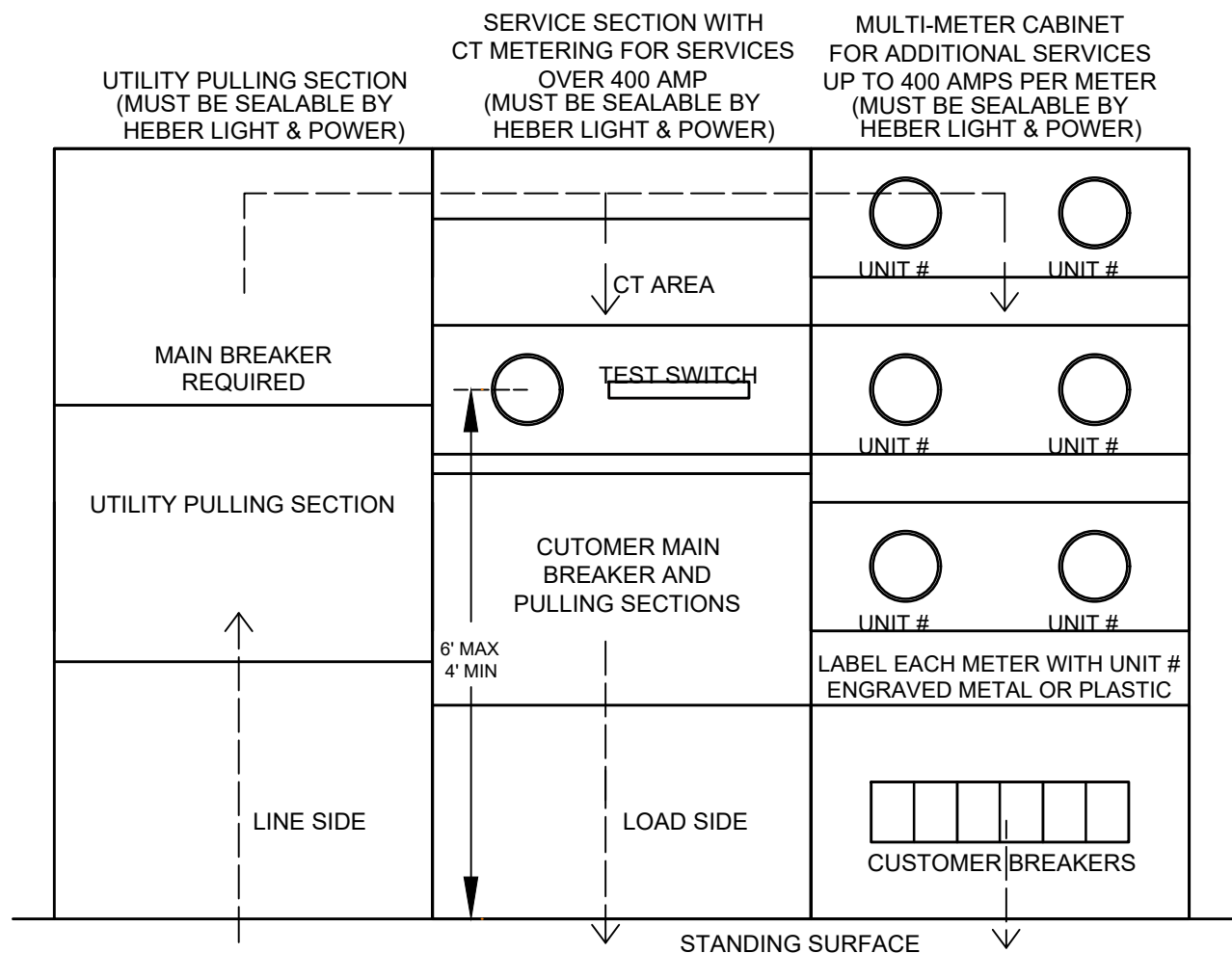
COMMERCIAL AND INDUSTRIAL SERVICES

DWG: **6.3.2**

REV. 0.00

BY: JB/MA

DATE: 11/14/24



**NOTES:**

1. MINIMUM PULLING SECTION DIMENSIONS: 800-1200 AMP 30" WIDE; 1200-2000 AMP 35" WIDE.
2. FOR MULTI METER CABINET RATINGS ABOVE 2000 AMP CONSULT HEBER LIGHT & POWER ENGR.
3. BUS BARS, WITH PROVISIONS FOR TERMINATION LUGS AS EUSERC 347 ARE REQUIRED FROM THE PULL SECTION INTO THE SERVICE SECTION.
4. CUSTOMER SHALL PROVIDE A DRAWING WITH DIMENSIONS OF PROPOSED SERVICE EQUIPMENT.
5. EXTERIOR DOORS ON SWITCHBOARDS MUST BE SEALABLE AND HOLD SECURELY AT 90°.
6. METER PANELS SHALL NOT BE HINGED ON A FILLER PANEL. HINGED METER PANEL MUST BE CAPABLE OF BEING OPENED 90° WITH METER IN PLACE.
7. A BARRIER IS REQUIRED INSIDE THE SERVICE SECTION BETWEEN THE CT COMPARTMENT AND THE CUSTOMER PULLING SECTION.
8. MAIN SERVICE DISCONNECT IS REQUIRED OUTSIDE AT THE METER LOCATION. METER LOCATION SHALL BE APPROVED BY HEBER LIGHT & POWER.
9. SERVICE DISCONNECTS RATED 1000 AMP OR MORE AND WITH A VOLTAGE LINE TO GROUND GREATER THAN 150V SHALL BE PROVIDED WITH GROUND FAULT PROTECTION OF EQUIPMENT (GFPE).
10. CONDUIT & CONDUCTOR TO BE SUPPLIED, INSTALLED, TERMINATED & MAINTAINED BY OWNER / CONTRACTOR PER NEC, FROM THE SWITCHBOARD TO THE POWER SOURCE SUPPLIED BY HEBER LIGHT & POWER.
11. NO COMPARTMENTS OR SECTIONS TO SHARE UNMETERED AND METERED CONDUCTORS.



**REQUIREMENTS & STANDARDS**  
**SWITCHBOARD SERVICE**  
**800 AMP & GREATER**

COMMERCIAL AND INDUSTRIAL SERVICES

DWG: **6.3.3**

REV. 0.00

BY: JB/MA

DATE: 11/14/24

---

## Agenda Item 4: Discuss and Review Risk Policy's

---



Board Meeting February 26, 2025

---



# Fleet Safety Program

**Introduction** This Fleet Safety Program outlines Heber Light & Power's commitment to maintaining a safe and efficient fleet of vehicles. It provides a structured approach to ensuring that all drivers, vehicles, and associated activities comply with regulatory standards, company policies, and best safety practices. The goal is to minimize risk, reduce accidents, and ensure the safety of all employees, contractors, and the public.

---

## 1. Management Policies on Fleet Safety

Heber Light & Power is fully committed to the safety of our employees, the integrity of our vehicles, and the welfare of the communities we serve. The following policies outline our approach:

- **Commitment to Safety:** The leadership team is dedicated to fostering a culture of safety, providing necessary resources, and ensuring that safety is a priority at every level of operation.
  - **Accountability:** Managers and supervisors are accountable for enforcing safety policies, monitoring performance, and addressing any non-compliance.
  - **Compliance with Laws and Regulations:** All operations will comply with federal, state, and local laws, including regulations set by the Department of Transportation (DOT), the Occupational Safety and Health Administration (OSHA), and other relevant agencies.
  - **Continuous Improvement:** We strive to continuously improve our safety processes through regular reviews, feedback, and incorporation of new technologies or practices.
- 

## 2. Driver Qualification Criteria

To ensure that only qualified drivers operate company vehicles, the following criteria must be met:

- **Valid License:** All drivers must possess a valid driver's license appropriate for the type of vehicle they will operate.
- **Driving Record:** Drivers must have a clean driving record with no major violations (e.g., DUIs, reckless driving, etc.) within the past three years.
- **Medical Fitness:** Drivers must meet the medical requirements as outlined by the DOT or relevant local authorities.
- **Background Check:** Drivers will undergo a comprehensive background check, including criminal history and employment verification, to ensure they meet company standards for safety and reliability.

---

### 3. Driver Training Requirements

All drivers must complete the following training:

- **Initial Driver Training:** Drivers must complete a company-specific orientation program, covering safety protocols, vehicle handling, accident avoidance techniques, and emergency procedures.
- **Ongoing Safety Training:** Drivers will participate in annual refresher courses covering defensive driving, risk management, and company-specific updates (such as policy changes or new vehicle technology).
- **Specialized Training:** For drivers operating specialized vehicles (e.g., trucks with hazardous materials), additional training and certifications will be required.
- **Technology Training:** Drivers will be trained in the use of any in-vehicle technology (e.g., GPS, telematics, or electronic logging devices) to improve safety and efficiency.

---

### 4. Supervision and Control

The following supervisory practices will be enforced to maintain fleet safety:

- **Performance Reviews:** Driver performance will be reviewed annually, based on safety metrics such as speeding violations, accident history, and adherence to scheduled maintenance.
- **Progressive Discipline:** A system of progressive discipline will be followed for any violations of safety policies, ranging from warnings to suspension or termination based on the severity of the infraction.
- **Driver Feedback:** Drivers will receive periodic feedback regarding their performance, and constructive discussions will be held to address areas of improvement.

---

### 5. Personal, Hired, and Non-Owned Vehicle Use Policy

The following guidelines govern the use of personal, hired, and non-owned vehicles for work purposes:

- **Personal Vehicle Use:** Employees who use their personal vehicles for company business must provide proof of insurance and meet the same driving qualifications as company vehicle drivers. Employees will be reimbursed for mileage as per company policy.
- **Hired or Leased Vehicles:** Employees must follow all safety and operational guidelines when using hired or leased vehicles. These vehicles must be regularly inspected and maintained according to the terms of the lease or rental agreement.



- **Non-Owned Vehicle Use:** Drivers of non-owned vehicles will be required to submit proof of valid insurance and undergo a safety inspection to ensure it meets the organization's operational standards.
- 

## 6. Vehicle Maintenance

To ensure that vehicles remain in safe working condition, the following maintenance procedures will be followed:

- **Scheduled Maintenance:** All vehicles will undergo preventive maintenance at regular intervals based on manufacturer recommendations and usage levels.
  - **Maintenance Logs:** A log will be maintained for each vehicle, documenting all repairs, inspections, and maintenance activities.
  - **Parts and Equipment:** All replacement parts must meet the specifications outlined by the manufacturer to ensure vehicle safety and performance.
  - **Pre-Trip Inspections:** Drivers are required to complete a pre-trip inspection before each use of the vehicle, checking key systems such as brakes, tires, lights, and fluid levels.
- 

## 7. Vehicle Inspections

Regular inspections are critical for ensuring vehicle safety. The following procedures apply:

- **Daily Inspections:** Drivers must conduct a daily inspection of their vehicle before use, checking for defects or issues that may compromise safety.
  - **Annual Safety Inspections:** An in-depth inspection by a certified technician will be performed annually to ensure that all vehicles comply with safety regulations.
- 

## 8. Accident Reporting

In the event of an accident, the following steps must be taken:

- **Immediate Notification:** The driver must immediately notify their supervisor or designated contact within the company, regardless of the severity of the incident.
- **Accident Report Form:** Drivers must complete an accident report form as soon as possible after the incident, providing details such as the location, parties involved, and a description of the event.
- **Police Report:** If law enforcement is involved, the driver must provide the company with a copy of the police report.
- **Medical Assistance:** If anyone is injured, appropriate medical assistance must be sought immediately.

---

## 9. Accident Investigation

After an accident, the company will conduct a thorough investigation to determine the cause and implement corrective actions. The investigation process will include:

- **Initial Assessment:** The fleet safety manager or an appointed investigator will review the accident scene, collect evidence, and interview the driver and witnesses. An employee involved in any accident will be accompanied to the nearest facility that can perform a drug and alcohol test.
- **Root Cause Analysis:** The investigation will focus on identifying the root causes of the incident, including human error, vehicle failure, environmental factors, and other contributing elements.
- **Corrective Actions:** Based on the findings, corrective actions may include retraining, policy changes, or improvements to the vehicle fleet. If necessary, vehicles involved in the incident will be inspected to prevent future issues.
- **Reporting:** A detailed report outlining the accident findings, contributing factors, and actions taken will be provided to management.

---

## Conclusion

This Fleet Safety Program provides a comprehensive framework for maintaining safe and compliant operations within our fleet. The organization is committed to implementing the outlined policies and continually improving fleet safety performance through ongoing monitoring, training, and regular evaluations. Through these efforts, we aim to create a safe working environment for all drivers, passengers, and the communities we serve.



## Annual Vehicle Inspection Form

### Vehicle Information:

- **Make:** \_\_\_\_\_
- **Model:** \_\_\_\_\_
- **Year:** \_\_\_\_\_
- **VIN (Vehicle Identification Number):** \_\_\_\_\_
- **License Plate Number:** \_\_\_\_\_
- **Odometer Reading (Mileage):** \_\_\_\_\_
- **Inspection Date:** \_\_\_\_\_
- **Next Inspection Due:** \_\_\_\_\_

### Owner Information:

- **Name:** \_\_\_\_\_
- **Address:** \_\_\_\_\_
- **Phone Number:** \_\_\_\_\_
- **Email Address:** \_\_\_\_\_

### Inspection Checklist

#### Exterior Condition:

- **Body** - Check for any dents, rust, or significant damage.
- **Windows** - Ensure all windows are free of cracks or chips.
- **Mirrors** - Check if all mirrors are intact and adjusted properly.
- **Lights** - Test headlights, tail lights, brake lights, turn signals, and hazard lights.

#### Tires:

- **Tire Condition** - Check for wear, cracks, or cuts.
- **Tire Pressure** - Ensure all tires are inflated to the recommended pressure.

- **Tread Depth** - Measure tread depth to ensure it meets safety standards.

#### **Brakes:**

- **Brake Pads** - Inspect thickness and condition.
- **Brake Fluid** - Check fluid levels and condition.
- **Brake Performance** - Test for proper braking function.

#### **Suspension:**

- **Shocks/Struts** - Inspect for leakage or damage.
- **Suspension Components** - Check for worn-out bushings, joints, or ball joints.

#### **Under the Hood:**

- **Engine Oil** - Check oil level and condition.
- **Coolant** - Check coolant level and condition.
- **Belts & Hoses** - Inspect for cracks, wear, or leaks.
- **Battery** - Inspect battery terminals for corrosion and ensure it's securely mounted.
- **Air Filter** - Inspect and replace if necessary.
- **Fuel Lines** - Inspect for leaks or cracks.

#### **Exhaust System:**

- **Exhaust Pipes** - Check for rust, leaks, or damage.
- **Muffler** - Ensure no visible holes or damage.

#### **Transmission & Drivetrain:**

- **Transmission Fluid** - Check levels and condition.
- **Drive Belts/Chains** - Inspect for proper tension and wear.

#### **Interior Condition:**

- **Dashboard Indicators** - Ensure all warning lights are functioning correctly.
- **Seats & Seat Belts** - Check for any tears, damage, or improper function.
- **HVAC System** - Test heating and air conditioning.
- **Wipers & Washers** - Ensure the windshield wipers and washers are working.
- **Horn** - Test horn functionality.

#### **Road Test:**

- **Steering** - Test for responsiveness and unusual noises.

- **Alignment** - Check for proper alignment and smooth driving.
- **Transmission/Clutch** - Test shifting for smooth operation.
- **Suspension Noise** - Listen for any unusual noises while driving.

---

**Inspector's Evaluation:**

- **Passed**
- **Failed**

**If failed, list issues:**

---

---

**Recommended Repairs/Service:**

---

---

**Inspector's Name:** \_\_\_\_\_

**Signature:** \_\_\_\_\_

**Date:** \_\_\_\_\_

---

**Manager's Acknowledgment:**

By signing below, I acknowledge that I have received a copy of this inspection report and understand the issues identified.

**Manager's Signature:** \_\_\_\_\_

**Date:** \_\_\_\_\_

---



---

## Utility Truck with Boom - Annual Inspection Form

Inspection Date: \_\_\_\_\_

Inspector Name: \_\_\_\_\_

Truck ID/Plate #: \_\_\_\_\_

Location: \_\_\_\_\_

---

### Truck Exterior:

- **General Appearance** – Check for damage or excessive wear to the body, bumper, and lights.
  - **Tires** – Inspect for wear, proper inflation, and any signs of damage or cracks.
  - **Lights** – Ensure all exterior lights (headlights, brake lights, turn signals, etc.) are functioning.
  - **Mirrors & Windshield** – Check for cracks, cleanliness, and secure mounting.
  - **Wipers & Fluid** – Inspect the condition of the windshield wipers and fluid levels.
- 

### Boom and Lift System:

- **Boom Structure** – Inspect for cracks, corrosion, or damage to the boom and arm.
  - **Hydraulic Hoses** – Check for wear, leaks, and secure attachment.
  - **Hydraulic Fluid Level** – Ensure the fluid is at the correct level and no leaks are present.
  - **Boom Movement** – Test all boom movements (raise, lower, extend, retract, tilt) for smooth operation.
  - **Boom Locking Mechanism** – Check that locking mechanisms engage properly when the boom is not in use.
  - **Insulation** – If insulated boom, check for any visible damage or wear on the insulation.
- 

### Engine & Mechanical Systems:

- **Engine Performance** – Check for any unusual sounds, leaks, or performance issues.
- **Battery** – Inspect for corrosion, clean connections, and charge level.

- **Oil Level & Condition** – Inspect oil level and look for any signs of contamination.
  - **Brakes** – Test and inspect brake pads, fluid levels, and overall brake system function.
  - **Transmission** – Check fluid levels and inspect for leaks or irregularities in shifting.
- 

#### Electrical System:

- **Lights and Indicators** – Test all dashboard lights and operational indicators.
  - **Horn & Emergency Signals** – Ensure the horn works and emergency signals are functional.
  - **Power Take-Off (PTO)** – Test PTO engagement and operation with boom system.
- 

#### Safety Equipment:

- **Fire Extinguisher** – Ensure it is properly charged and mounted.
  - **First Aid Kit** – Check contents and ensure everything is in good condition.
  - **Safety Harnesses/Belts** – Verify the condition and accessibility of all safety gear.
  - **Falling Object Protection** – Inspect for proper installation and condition (if applicable).
  - **Warning Lights & Reflectors** – Test emergency strobe lights, and ensure reflectors are visible.
- 

#### Other:

- **Work Area and Surface Condition** – Inspect the work platform and surface for wear and cleanliness.
  - **Cabin Condition** – Ensure the interior is in good condition (seatbelts, dashboard, controls).
  - **Documentation** – Confirm that inspection records and safety manuals are up to date and onboard.
- 

#### Deficiencies Noted:

- \_\_\_\_\_
- \_\_\_\_\_
- \_\_\_\_\_

#### Action Taken / Recommendations:

- \_\_\_\_\_

- \_\_\_\_\_
- \_\_\_\_\_

---

**Inspector Signature:** \_\_\_\_\_

**Date of Next Inspection:** \_\_\_\_\_

---

DRAFT





## Vehicle Accident - Incident Report Form

Date of Incident:

---

Time of Incident:

---

Location of Incident (Address, Intersection, etc.):

---

---

---

Incident Type (check one):

- ☐ Rear-End Collision
- ☐ Side-Impact Collision
- ☐ Head-On Collision
- ☐ Single Vehicle Accident
- ☐ Pedestrian Involved
- ☐ Other: \_\_\_\_\_

---

Vehicle 1 Information:

- Make and Model:

---

- Year:

---

- Color:

---

- License Plate Number:

---

- **Insurance Provider:**

- **Insurance Policy Number:**

- **Driver's Name:**

- **Driver's License Number:**

- **Contact Information (Phone, Address, Email):**

**Vehicle 2 Information (if applicable):**

- **Make and Model:**

- **Year:**

- **Color:**

- **License Plate Number:**

- **Insurance Provider:**

- **Insurance Policy Number:**

- **Driver's Name:**

- **Driver's License Number:**

- **Contact Information (Phone, Address, Email):**

---

---

---

**Witness Information (if applicable):**

- **Name:**

---

- **Contact Information:**

---

- **Statement:**

---

---

---

---

**Accident Description:**

- **What happened? (Please provide a detailed account of the incident):**

---

---

---

---

- **Road Conditions (dry, wet, icy, etc.):**

---

- **Weather Conditions (sunny, foggy, rainy, etc.):**

---

- **Traffic Conditions (light, heavy, stopped, etc.):**

---

- **Speed of Vehicles (if known):**

---

---

**Damages:**

- **Vehicle 1 Damage:**

- 
- **Vehicle 2 Damage:**

- 
- **Property Damage (if any, e.g., traffic signs, fences, etc.):**
- 

**Injuries:**

- **Injuries Reported (if any):**

- 
- **Name of Injured Party (if applicable):**

- 
- **Injury Details (if known):**
- 

**Police Report Information (if applicable):**

- **Officer's Name:**

- 
- **Badge Number:**

- 
- **Police Report Number:**

- 
- **Agency/Department:**
- 

**Additional Notes:**

---

---

---

---

**Driver's Signature:**

---

**Date:**

---

---

DRAFT



## Motor Vehicle Record (MVR) Review Guidelines

### Purpose:

The purpose of these guidelines is to ensure that Motor Vehicle Records (MVRs) are reviewed fairly, consistently, and accurately to assess the driving eligibility and safety of drivers. These guidelines are designed to promote fair decision-making in the review process, ensuring that no driver is unfairly penalized or rewarded based on their driving history.

---

### 1. Eligibility Criteria for MVR Review

- MVRs should be reviewed for any driver who operates a company vehicle, is reimbursed for using a personal vehicle for business purposes or has been involved in an accident while performing work-related duties.
- MVRs must be checked periodically, ideally at the time of hiring and then at regular intervals (e.g., annually) to ensure up-to-date records.

### 2. MVR Content to be Reviewed

- **License Status:** Verify that the driver holds a valid, unexpired driver's license. Any suspensions, revocations, or restrictions must be addressed.
- **Violation History:** Review for any citations or violations, including speeding tickets, DUI/DWI offenses, reckless driving, or other traffic-related offenses.
- **Accident History:** Check for past accidents involving the driver, including at-fault accidents, and review the circumstances to assess patterns of unsafe driving behavior.
- **Points System:** Consider the number of points assigned to the driver for violations, as this can indicate the frequency and severity of offenses.
- **Endorsements or Restrictions:** Ensure any endorsements (e.g., commercial driver's license) or restrictions (e.g., corrective lenses) are documented and adhered to.

### 3. Consistency in Evaluation

- All MVRs should be evaluated according to the same criteria, irrespective of the individual's role or seniority within the organization.
- Establish a clear points-based system or categorization for violations, accidents, and other infractions to create a fair and uniform process for assessing records.

### 4. Reviewing Violations and Accidents

- **Minor Violations:** These include speeding tickets, parking tickets, or non-moving violations. Generally, a minor violation should not significantly impact eligibility unless patterns emerge.

- **Major Violations:** Serious offenses such as DUI/DWI, reckless driving, or other criminal violations should be reviewed in detail, as these offenses may disqualify a driver for safety and insurance purposes.
- **Accidents:** Determine fault and severity of the accident. A single accident may not be disqualifying, but multiple accidents, particularly those involving poor judgment, may raise concern. Review for contributing factors such as weather conditions, vehicle condition, and traffic circumstances.

## 5. Time Frames for Violations and Accidents

- Consider the time elapsed since a violation or accident occurred. Older infractions may be less significant unless they are part of a recurring pattern. For example:
  - **Recent Violations (Within 1 Year):** High priority for review and immediate action may be required.
  - **Moderate Violations (1-3 Years Old):** Consider past performance and frequency of violations.
  - **Older Violations (Over 3 Years):** Less weight should be placed on older violations unless they were particularly severe.

## 6. Severity of Violations

- Establish a scale for evaluating the severity of violations and accidents, such as:
  - **Low Severity:** Minor speeding tickets, minor accidents, or violations that do not indicate unsafe driving behavior.
  - **Moderate Severity:** Multiple minor violations or a single serious offense (e.g., license suspension).
  - **High Severity:** Major traffic violations or frequent accidents, especially if they indicate recklessness or a pattern of unsafe driving behavior.

## 7. Disqualification Criteria

Drivers should be disqualified from certain roles or driving privileges based on the following:

- A serious violation (e.g., DUI/DWI or reckless driving) within the last three years.
- Accumulation of a certain number of points within a year, as determined by the company's policy or local regulations.
- Multiple accidents within a short period or a pattern of at-fault accidents.

## 8. Appeal Process

Drivers should have the ability to contest the review of their MVR. An appeal process should be established that includes:

- A clear, written statement of grounds for the appeal.

- A timely review of the appeal by an impartial party.
- The opportunity for the driver to present additional documentation or context (e.g., a defensive driving course completion, extenuating circumstances of an accident).

## 9. Confidentiality

- MVRs are confidential and should only be accessed and reviewed by authorized personnel. All personal and identifying information should be handled in compliance with data privacy regulations.

## 10. Action Following MVR Review

- **Notification:** Drivers should be notified promptly of the results of the MVR review, especially if any negative implications arise.
- **Training or Corrective Action:** In cases of minor violations or accidents, the company may consider offering corrective measures such as defensive driving courses, mentorship programs, or temporary restrictions.
- **Termination of Driving Privileges:** For drivers with significant infractions or an unsatisfactory pattern of behavior, driving privileges may be revoked or limited, with appropriate alternatives offered where possible.

---

## Conclusion:

These guidelines ensure that MVR reviews are conducted in a fair and consistent manner, promoting safety and accountability among all drivers. Adherence to these guidelines will help protect the organization from liability, reduce insurance costs, and promote a culture of safe driving.





---

## Motor Vehicle Record (MVR) Review Form

### Driver Information

- Full Name: \_\_\_\_\_
  - Date of Birth: \_\_\_\_\_
  - Driver's License Number: \_\_\_\_\_
  - State of Issuance: \_\_\_\_\_
  - License Expiration Date: \_\_\_\_\_
  - Driver's License Class: \_\_\_\_\_
  - Employer/Organization Name: \_\_\_\_\_
  - Job Title/Position: \_\_\_\_\_
  - Department: \_\_\_\_\_
- 

### MVR Review Information

- Date of MVR Review: \_\_\_\_\_
  - Reviewed By (Name and Title): \_\_\_\_\_
  - Review Period (Start Date): \_\_\_\_\_
  - Review Period (End Date): \_\_\_\_\_
  - License Status:
    - ☐ Active
    - ☐ Suspended
    - ☐ Revoked
    - ☐ Expired
    - Other: \_\_\_\_\_
-

### Violations and Accidents

List all violations, accidents, or other relevant information from the MVR.

Date of Incident	Violation/Accident Type	Description	License Points	Outcome

### Summary of Review

- **No Violations:** ☐ Yes ☐ No
- **Violations Present:** ☐ Yes ☐ No
- **Accidents Present:** ☐ Yes ☐ No
- **Overall Assessment:**
  - ☐ Satisfactory
  - ☐ Unsatisfactory
  - ☐ Requires Attention (explain below)

### Additional Comments or Action Required:

---

---

---

---

### Recommendations (if applicable):

- ☐ Continue with no action
- ☐ Schedule further review
- ☐ Additional training or corrective actions required
- ☐ Suspension of driving privileges
- Other: \_\_\_\_\_

---

**Driver Signature (if applicable):** \_\_\_\_\_

**Date:** \_\_\_\_\_

**Reviewer Signature:** \_\_\_\_\_

**Date:** \_\_\_\_\_

DRAFT



# Wildfire Management Program

---

## 1. Program Overview

This Wildfire Management Program outlines the procedures and actions to be followed in the prevention, detection, and response phases of wildfire management. It includes policies regarding safety, coordination, communication, and documentation to ensure effective action during wildfire events.

---

## 2. Policies

### 2.1 Prevention Policies

- **Fire-Resistant Landscaping:** Encourage the use of fire-resistant plants, materials, and spacing to reduce the risk of wildfire spreading near critical infrastructure.
- **Public Education:** Provide community outreach about fire safety measures, proper disposal of flammable materials, and fire prevention strategies.
- **Clearance Zones:** Require defensible space creation around structures, including the removal of dead vegetation, and ensuring properly maintained line clearances.

### 2.2 Detection Policies

- **Fire Monitoring:** Implement regular monitoring using technology like drones and satellite imagery for early detection of hotspots on existing structures.
- **Reporting System:** Create a reporting system where individuals can easily report potential fire hazards or sightings to relevant authorities.

### 2.3 Response Policies

- **Incident Command System (ICS):** Work with Wasatch Fire District's ICS framework for organizing, managing, and coordinating resources during wildfire incidents.
- **Evacuation Protocols:** Follow Wasatch Fire District evacuation routes and emergency shelters for at-risk populations and communities, ensuring clear communication.
- **Resource Allocation:** Prioritize resources (personnel, equipment, supplies) to areas of greatest need, based on either detection procedure hotspot identification or fire size and location.

### 3. Procedures

#### 3.1 Fire Prevention Procedures

- **Routine Inspection:** Conduct annual inspections in high-risk areas to ensure proper system conformity and compliance with fire prevention standards.
  - **Vegetation Management:** Inspect and clear designated line clearances regularly to prevent the inadvertent contact of vegetation with line electrical equipment.
  - **Hotspot Identification:** Use aerial imagery to pinpoint areas with high heat signatures for targeted monitoring.
  - **Weather-related Shutoffs:** Lines will be de-energized, particularly in high-risk areas, during high-wind and other threatening weather conditions.
- 

### 4. Records of Actions Planned and Taken

#### 4.1 Fire Prevention Records

- **Inspection Reports:** Document annual inspections of fire-prone areas and actions taken to address fire risks.

#### 4.2 Fire Response Records

- **Incident Action Plans (IAPs):** For each equipment caused fire, keep an IAP documenting objectives, strategies, resources used, and key decisions made.
  - **Deployment Logs:** Track the allocation of Company resources, including personnel and equipment, and document their involvement and length of focused efforts.
- 

### 5. Review and Improvement

The Wildfire Management Program will undergo regular reviews and updates to incorporate lessons learned from past wildfire events, emerging technologies, and feedback from affected communities. Annual drills and training exercises will be conducted to ensure readiness and to identify any areas for improvement.

## Appendix A

---



## Power Equipment Fire Prevention Inspection Form

Inspection Date: \_\_\_\_\_

Inspection Time: \_\_\_\_\_

Inspector Name: \_\_\_\_\_

Inspector ID: \_\_\_\_\_

Location of Powerline: \_\_\_\_\_

Weather Conditions:

- ☐ Clear
  - ☐ Rainy
  - ☐ Windy
  - ☐ Snowy
  - Other: \_\_\_\_\_
- 

### I. Powerline Structure Inspection

#### 1. Powerline Condition

- Insulated wires in good condition
- No fraying or visible damage
- No signs of overheating (burn marks, discolored wires)
- Secure mounting of power poles
- Any signs of leaning or instability? ☐ Yes ☐ No  
If Yes, Describe: \_\_\_\_\_

#### 2. Vegetation Clearance

- Minimum clearance of 10 feet from trees or brush
- No overgrown vegetation near the powerline
- Vegetation cleared recently (date): \_\_\_\_\_

- Identified fire-prone vegetation in proximity to lines ☐ Yes ☐ No  
If Yes, Describe: \_\_\_\_\_

### 3. Firebreaks and Safety Zones

- Firebreaks in place around the powerline area
  - Adequate safety zones established (no dry vegetation within 50 feet)
  - Identified firebreak gaps ☐ Yes ☐ No  
If Yes, Describe: \_\_\_\_\_
- 

## II. Equipment and Hardware Inspection

### 1. Transformers and Substations

- No oil leaks or overheating signs
- Proper grounding and clear of debris
- No visible damage or rust on metal parts
- Insulated wiring in good condition
- Grounding systems function correctly
- Emergency shut-off systems accessible and operational

### 2. Circuit Breakers and Fuses

- All circuit breakers in proper working condition
  - Fuses are in place and undamaged
  - No signs of wear or corrosion
  - Fire extinguishers or suppression systems available near high-risk areas
- 

## III. Environmental and External Factors

### 1. Lightning Protection Systems

- Lightning arrestors installed
- Properly maintained and free from damage

### 2. External Fire Hazards

- Nearby industrial sites or equipment with potential fire risks
- Dry, windy conditions that may exacerbate fire spread

- Signs of previous fire damage (charred trees, scorched ground)
  - Nearby fuel sources (gas, oil, flammable materials) ☐ Yes ☐ No  
If Yes, Describe: \_\_\_\_\_
- 

#### **IV. Safety Measures and Protocols**

##### **1. Inspection and Maintenance Frequency**

- Routine inspections completed as scheduled
- Last maintenance date: \_\_\_\_\_
- Upcoming maintenance scheduled for: \_\_\_\_\_
- Emergency action plan reviewed and accessible ☐ Yes ☐ No

##### **2. Training and Awareness**

- Staff trained in fire prevention and safety protocols
  - Fire safety equipment (extinguishers, blankets, etc.) readily available
  - Emergency contact numbers clearly displayed
- 

#### **V. General Observations and Recommendations**

- **General Observations:**

---

---

- **Recommendations:**

---

---

---

**Inspector Signature:** \_\_\_\_\_

**Date:** \_\_\_\_\_



---

## Agenda Item 5: Wholesale Power Report

---



Board Meeting February 26, 2025

---

# Wholesale Power Report

Reporting January 2025

# Cost of Wholesale Power

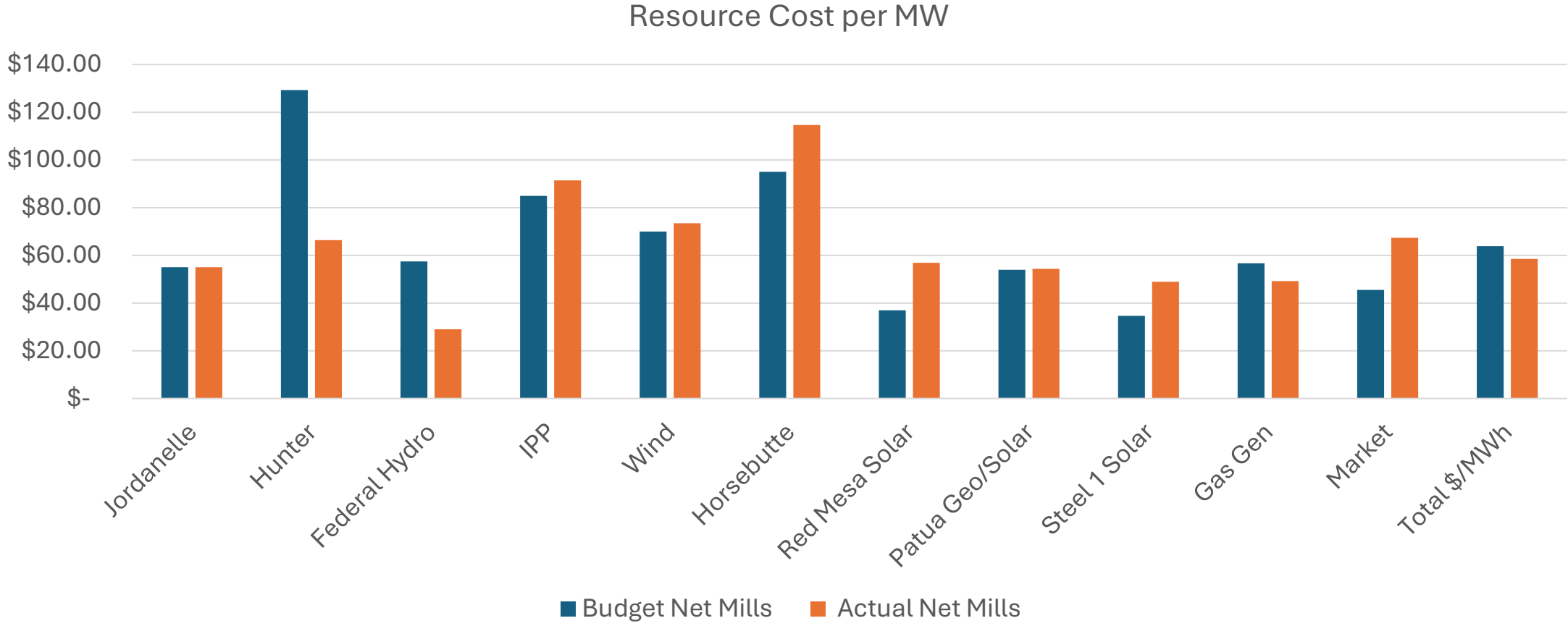
Power Purchases (PP) Cost				
	PP Budget (\$)	PP Actual Cost (\$)	PP Accrual (\$)	Budget to Actuals (+/-)
Jan	1,507,280	1,338,581	1,039,554	168,699
2025	13,585,973	-	-	

Natural Gas (NG) Cost				
	NG Budget (\$)	NG Actuals (\$)	NG Accrual (\$)	Budget to Actuals (+/-)
Jan	224,101	96,138	111,848	127,963
2025	2,277,835			

Total Cost of Wholesale Power (WP) (Power Purchases + Natural Gas)				
	WP Budget (\$)	WP Actuals (\$)	WP Accrual (\$)	Budget to Actuals (+/-)
Jan	1,731,381	1,434,719	1,151,402	296,662
2025	15,863,808	-	-	

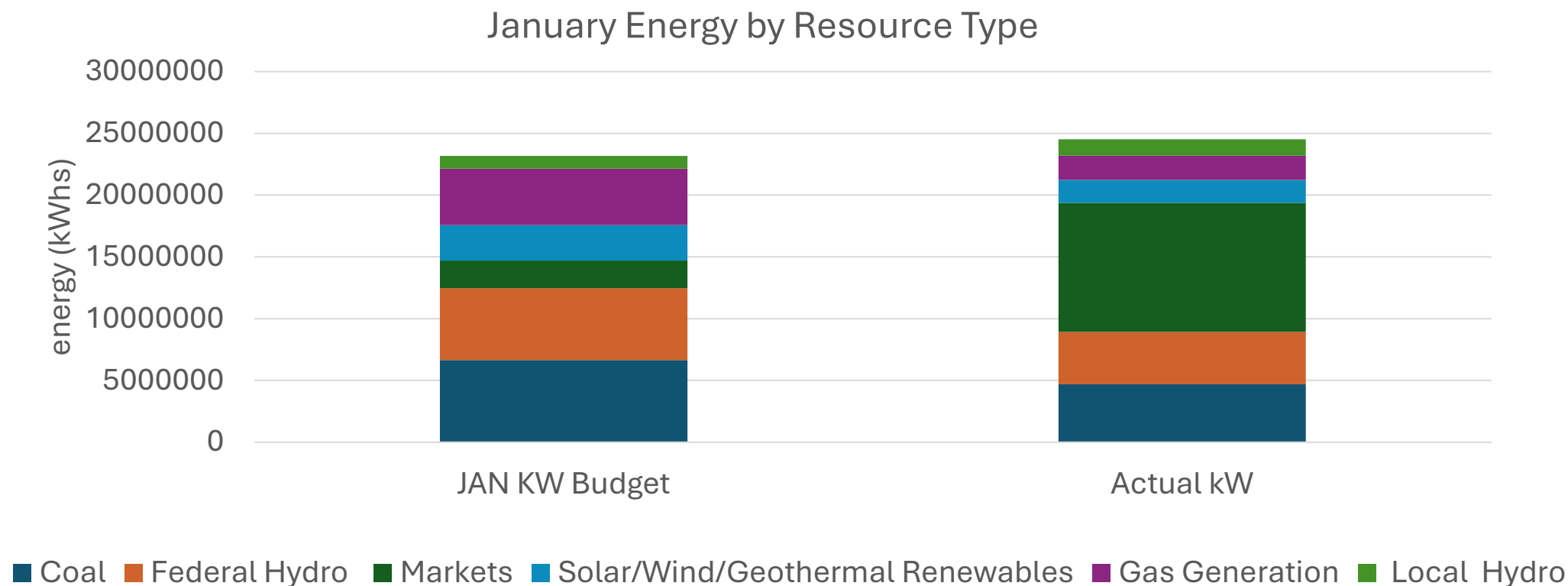
# January Resource Cost per MW

## Budget to Actuals



# January Energy by Resource Type

## Budget to Actuals



# Renewable Energy Credits

## Example REC Swap

- 1) HRE sells Heber 2019 WECC Wind/Solar ; HRE buys back any CY21-CY24 WECC wind/solar/hydro/geothermal volumes that Heber has ; HRE pays Heber 1.00 per REC i.e. if we did this on up to 100,000 RECs, Heber nets \$100,000
- 2) HRE sells Heber matching or better vintage i.e. for CY21 we can send you back CY21-CY24 vintages, WECC any tech i.e. biomass, waste heat ; HRE buys back CY21-CY24 WECC wind/solar/hydro/geothermal volumes that Heber has ; HRE pays Heber 50c per REC i.e. if we did this on 100,000 RECs, Heber nets \$50,000



---

## Agenda Item 6: Approval of Surplus Equipment Sale

---



Board Meeting February 26, 2025

---



**Truck 206**





**Truck 246**

---

## Public Hearing of the Rate Increase and Rate Implementation

---



Board Meeting February 26, 2025

---

# Heber Light & Power

## *Draft Presentation*

Electric Financial Projection and Cost of Service Study

Mark Beauchamp

President, Utility Financial Solutions, LLC

# Rate Study Process

---

Financial Projection	Historic data used to project revenues and expenses for five years (2025 – 2029)
	Capital improvement program
	Determination of financial targets

---

Cost of Service	Cost to provide service to each class of customers
	Monthly customer charges for each class

---

Rate Design	Balance movements toward cost of service with revenue requirements
	Current structures, demand options, TOU options

# Power Cost Adjustment

- Requesting to suspend the power cost adjustment until the Year 2 rate increase, due to the rate increase required in this current year.
- Prior to implementation of the power cost adjustment in Year 2, UFS will review HLP financials and assist with implementing the PCA.
- PCA base would be adjusted to reflect the Year 1 adjustment
  - Current base = \$0.0571 / Year 2 base = \$0.0631

# Assumptions

Calendar			Power		Capital	
Year	Inflation	Growth	Supply Cost	Investment	Improvements	Impact Fees
			Change	Income	Plan	
2024	8.4%	2.0%	7.7%	0.5%	\$ 24,386,000	\$ 4,678,998
2025	6.6%	5.0%	5.2%	0.5%	\$ 16,797,000	\$ 3,000,000
2026	6.6%	2.3%	4.4%	0.5%	14,163,750	3,000,000
2027	6.6%	4.6%	3.0%	0.5%	13,869,000	3,000,000
2028	3.0%	3.0%	0.5%	0.5%	15,264,000	3,000,000
2029	3.0%	3.0%	0.9%	0.5%	25,597,000	3,000,000

# Financial Projection

## Current Rates

Calendar Year	Projected Rate Adjustments	Debt Coverage Ratio	Adjusted Operating Income	Target Operating Income	Projected Cash Balances	Recommended Minimum Cash
2025	0.0%	0.14	\$ 149,716	\$ 4,153,373	\$ 26,434,183	\$ 16,570,554
2026	0.0%	0.54	2,231,081	4,752,057	14,525,803	17,202,536
2027	0.0%	0.46	2,020,426	5,277,714	12,047,432	18,271,753
2028	0.0%	0.48	1,940,607	5,877,475	(1,737,919)	18,575,674
2029	0.0%	0.41	1,633,266	6,930,146	(9,158,316)	20,113,185

Calendar Year	Bond Issues Including Fees	Period	Rate
2025	26,010,000	25	5.00%
2026			
2027	10,200,000	25	5.00%
2028			
2029	18,360,000	25	5.00%

# Financial Projection

Calendar Year	Projected Rate Adjustments	Debt Coverage Ratio	Adjusted Operating Income	Target Operating Income	Projected Cash Balances	Recommended Minimum Cash
2025	13.0%	0.80	\$ 3,625,927	\$ 4,153,373	\$ 29,910,394	\$ 16,570,554
2026	3.5%	1.37	6,877,617	4,752,057	22,665,931	17,202,536
2027	3.5%	1.42	8,059,881	5,277,714	26,267,715	18,271,753
2028	3.5%	1.67	9,418,933	5,877,475	20,031,791	18,575,674
2029	3.5%	1.59	10,676,691	6,930,146	21,754,979	20,113,185



Calendar Year	Bond Issues Including Fees	Period	Rate
2025	26,010,000	25	5.00%
2026			
2027	10,200,000	25	5.00%
2028			
2029	18,360,000	25	5.00%



# A Closer Look at Cash

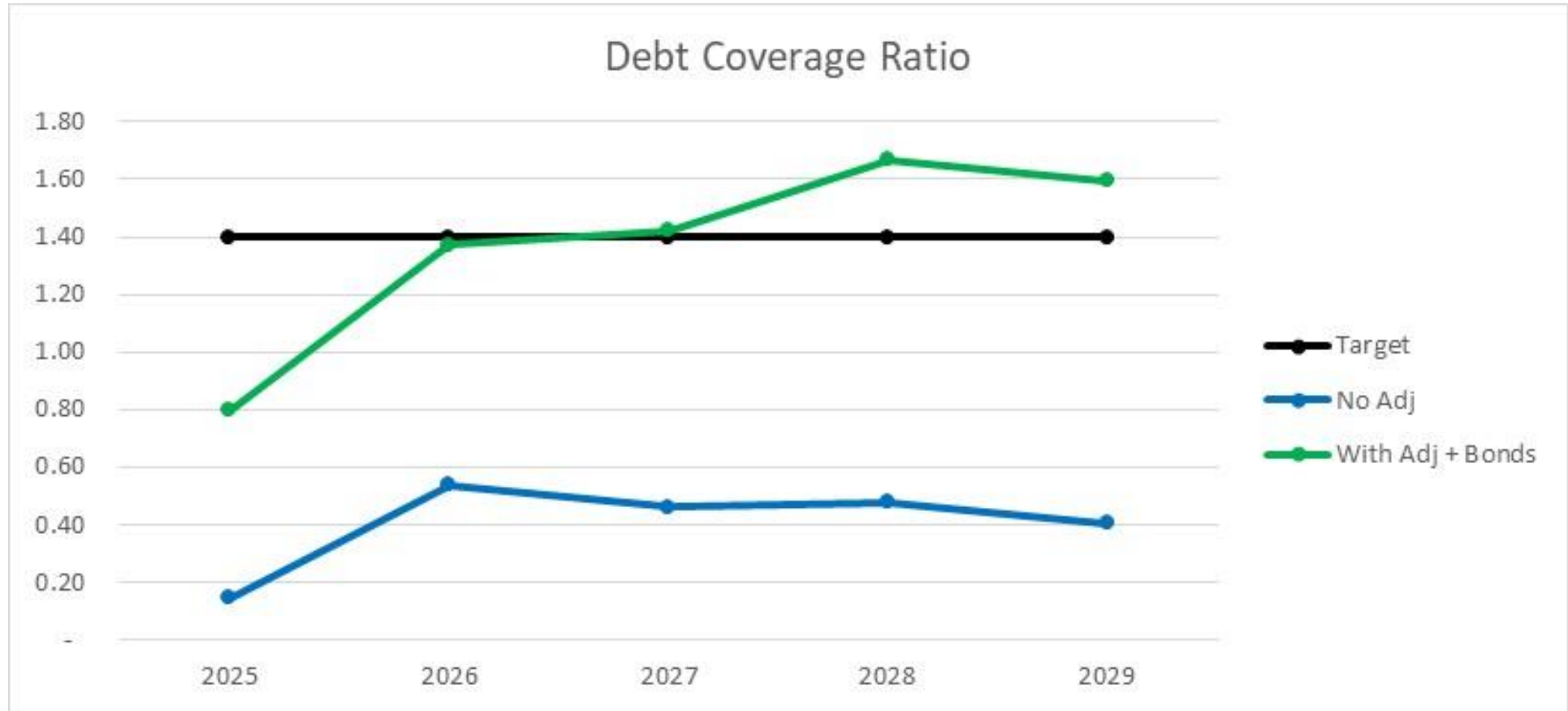


# Financial Projection

## Minimum Cash Determination

Description	Projected 2025	Projected 2026	Projected 2027	Projected 2028	Projected 2029
Minimum Cash Reserve Allocation					
Operation & Maintenance Less Depreciation Expense	12.3%	12.3%	12.3%	12.3%	12.3%
Purchase Power Expense	17.6%	17.6%	17.6%	17.6%	17.6%
Historical Rate Base	1%	1%	1%	1%	1%
Current Portion of Debt Service Payment	83%	83%	83%	83%	83%
Five Year Capital Improvements - Net of bond proceeds	20%	20%	20%	20%	20%
% Plant Depreciated	44%	43%	41%	40%	38%
Calculated Minimum Cash Level					
Operation & Maintenance Less Depreciation Expense	\$ 1,732,021	\$ 1,842,604	\$ 1,954,735	\$ 2,014,647	\$ 2,074,197
Purchase Power Expense	2,699,027	2,881,037	3,096,695	3,201,596	3,321,054
Historical Rate Base	1,493,506	1,635,143	1,773,833	1,926,473	2,182,443
Current Portion of Debt Service Reserve	4,421,851	4,619,601	5,222,339	5,208,807	6,311,342
Five Year Capital Improvements - Net of bond proceeds	6,224,150	6,224,150	6,224,150	6,224,150	6,224,150
<b>Minimum Cash Reserve Levels</b>	<b>\$ 16,570,554</b>	<b>\$ 17,202,536</b>	<b>\$ 18,271,753</b>	<b>\$ 18,575,674</b>	<b>\$ 20,113,185</b>
<b>Projected Cash Reserves No Changes</b>	<b>\$ 26,434,183</b>	<b>\$ 14,525,803</b>	<b>\$ 12,047,432</b>	<b>\$ (1,737,919)</b>	<b>\$ (9,158,316)</b>
<b>HLP Required Minimum</b>	<b>\$ 16,694,658</b>	<b>\$ 17,379,727</b>	<b>\$ 18,469,900</b>	<b>\$ 18,880,137</b>	<b>\$ 20,580,688</b>

# A Closer Look at Debt Coverage

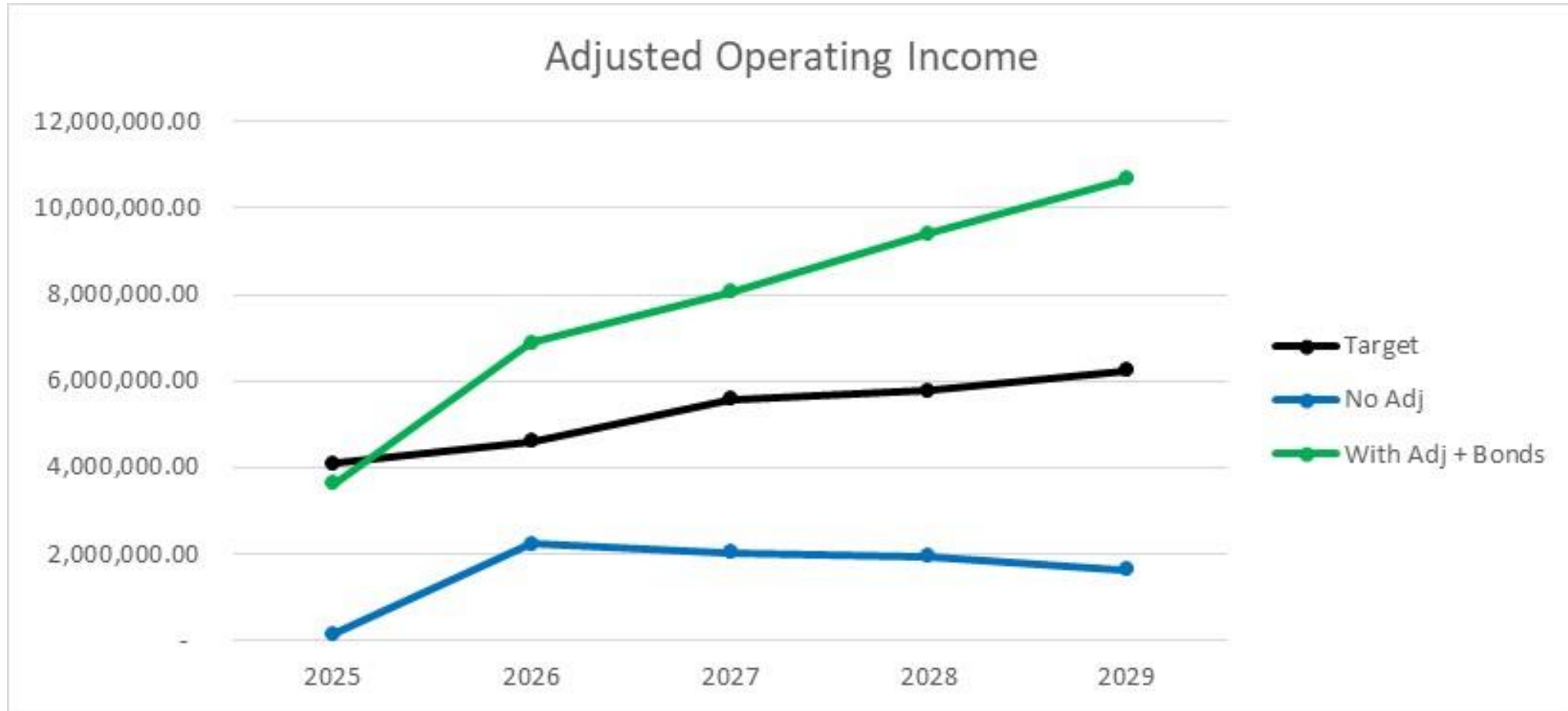


# Financial Projection

## *Debt Coverage Calculation, current rates*

Description	Projected 2025	Projected 2026	Projected 2027	Projected 2028	Projected 2029
Debt Coverage Ratio					
Net Income	\$ (3,979,619)	\$ (1,401,577)	\$ (2,422,416)	\$ (2,334,914)	\$ (3,972,334)
Add Depreciation/Amortization Expense	5,543,631	5,826,906	6,104,286	6,409,566	6,921,506
Interest and Other Income	(87,505)	(132,171)	(72,629)	(60,237)	-
Bond Issuance Costs	510,000	-	200,000	-	360,000
Distribution to Owners	300,000	300,000	300,000	300,000	300,000
Capital Contributions	(2,000,000)	(2,000,000)	(2,000,000)	(2,000,000)	(2,000,000)
Impact Fees	(3,000,000)	(3,000,000)	(3,000,000)	(3,000,000)	(3,000,000)
Add Interest Expense	3,483,701	3,395,826	3,800,733	3,679,667	4,471,457
Cash Generated from Operations	\$ 770,208	\$ 2,988,984	\$ 2,909,975	\$ 2,994,083	\$ 3,080,629
Debt Principal and Interest	\$ 5,327,532	\$ 5,565,785	\$ 6,291,975	\$ 6,275,671	\$ 7,604,026
<b>Projected Debt Coverage Ratio (Covenants)</b>	<b>0.14</b>	<b>0.54</b>	<b>0.46</b>	<b>0.48</b>	<b>0.41</b>
<b>Minimum Debt Coverage Ratio</b>	<b>1.40</b>	<b>1.40</b>	<b>1.40</b>	<b>1.40</b>	<b>1.40</b>

# A Closer Look at Operating Income



# Financial Projection

## *Operating Income, current rates*

Description	Projected 2025	Projected 2026	Projected 2027	Projected 2028	Projected 2029
Target Operating Income Determinants					
Net Book Value/Working Capital	\$ 83,480,162	\$ 93,886,009	\$ 103,865,460	\$ 115,075,984	\$ 136,225,620
Outstanding Principal on Debt	70,070,028	67,900,069	75,608,827	73,012,823	88,240,254
NBV Contributed Capital Estimated	14,013,043	15,037,299	15,981,556	16,845,812	17,630,069
Historical Investment in CC	22,680,958	24,680,958	26,680,958	28,680,958	30,680,958
System Equity	\$ (602,909)	\$ 10,948,640	\$ 12,275,077	\$ 25,217,348	\$ 30,355,297
Debt:Equity Ratio	84%	72%	73%	63%	65%
Target Operating Income Allocation					
Interest on Debt	4.97%	5.00%	5.03%	5.04%	5.07%
Contributed Capital Estimated	3.10%	3.10%	3.10%	3.10%	3.10%
System Equity	5.55%	5.40%	5.29%	5.19%	4.97%
Target Operating Income					
Interest on Debt	\$ 3,483,701	\$ 3,395,826	\$ 3,800,733	\$ 3,679,667	\$ 4,471,457
Contributed Capital Estimated	703,110	765,110	827,110	889,110	951,110
System Equity	(33,438)	591,121	649,872	1,308,698	1,507,580
<b>Target Operating Income</b>	<b>\$ 4,153,373</b>	<b>\$ 4,752,057</b>	<b>\$ 5,277,714</b>	<b>\$ 5,877,475</b>	<b>\$ 6,930,146</b>
<b>Projected Operating Income</b>	<b>\$ 149,716</b>	<b>\$ 2,231,081</b>	<b>\$ 2,020,426</b>	<b>\$ 1,940,607</b>	<b>\$ 1,633,266</b>
<b>Rate of Return in %</b>	<b>5.0%</b>	<b>5.1%</b>	<b>5.1%</b>	<b>5.1%</b>	<b>5.1%</b>

# Cost of Service

# Electric Cost of Service Results

Customer Class	Cost of Service	Projected Revenues	% Change
Street Lighting	\$ 156,140	\$ -	0.0%
Yard Lighting	20,004	17,523	14.2%
Residential Pumping	26,198	15,944	64.3%
Small General Service	3,730,700	3,379,842	10.4%
Small General Service Pumping	122,789	93,317	31.6%
Medium General Service	4,166,155	3,746,011	11.2%
Medium General Service Pumping	367,347	267,852	37.1%
Large General Service	2,631,381	2,207,807	19.2%
General Service Net Metering	12,352	9,202	34.2%
Electric Vehicle Charging	161,263	134,551	19.9%
Residential Demand	18,472,045	16,115,838	14.6%
Residential Demand over 400 AMPS	241,474	231,932	4.1%
Residential TOU Demand	543,899	480,870	13.1%
Total	\$ 30,651,747	\$ 26,700,689	14.8%

*Note:*


*Residential Demand refers to all standard residential customers.*

*Residential Demand over 400 AMPS refers to Residential 400 AMP customers.*

*Residential TOU Demand refers to Residential TOU customers.*



# Monthly Charge

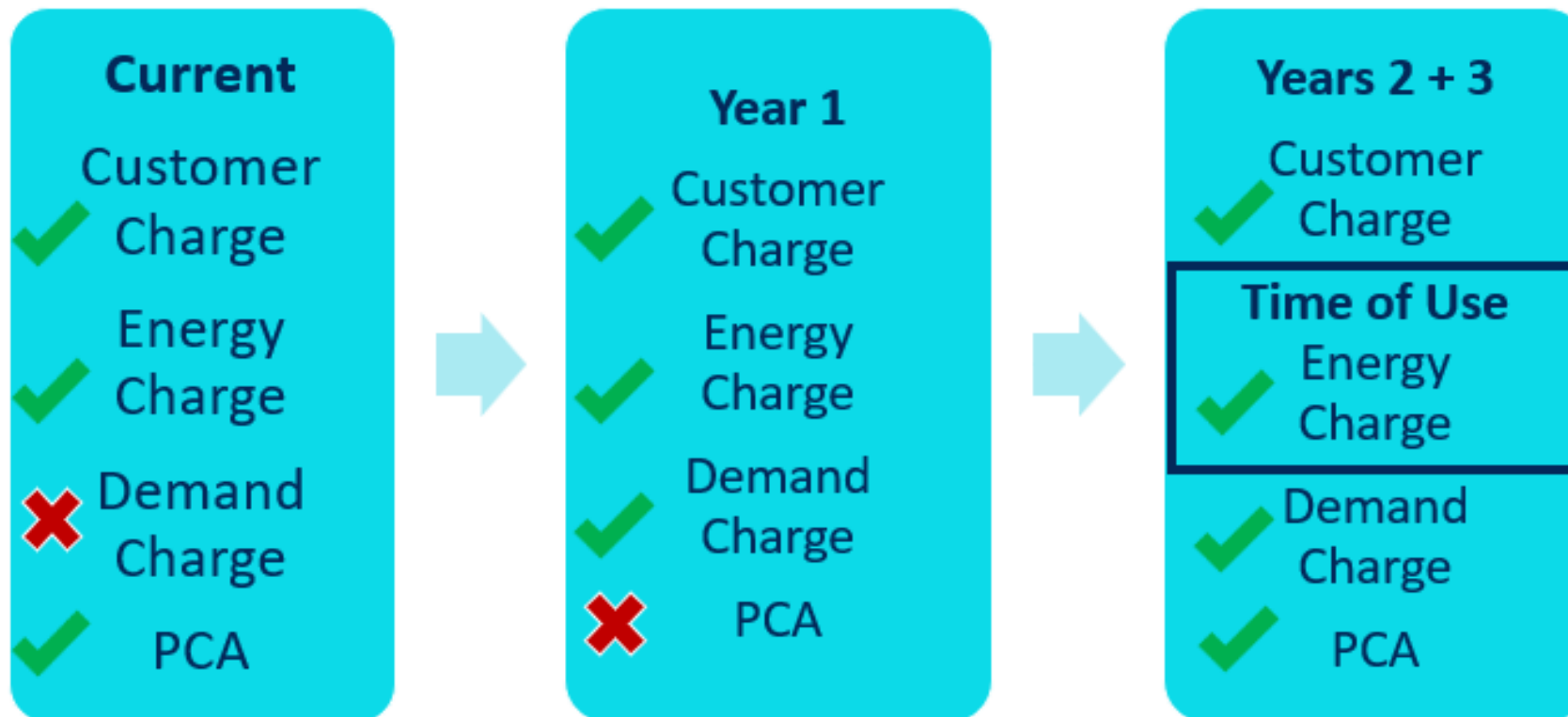
Customer Class	COS Customer Charge	Average Customer Charge
Residential Pumping	\$ 40.60	\$ 26.00
Small General Service	47.94	24.70
Small General Service Pumping	58.39	38.50
Medium General Service	193.93	145.00
Medium General Service Pumping	201.81	145.00
Large General Service	471.15	342.00
General Service Net Metering	51.07	24.70
Electric Vehicle Charging	22.77	17.90
 Residential Demand	22.73	17.90
Residential Demand over 400 AMPS	39.74	33.90
Residential TOU Demand	22.72	17.90

# Rate Design Samples

# Sample Rate Summary

Customer Class	Projected Percentage Change Year 1	Projected Percentage Change Year 2	Projected Percentage Change Year 3
Residential	13.1%	3.5%	3.5%
Residential TOU	13.1%	3.5%	3.5%
Residential Pumping	-8.8%	0.8%	3.1%
Small General Service	12.0%	3.0%	3.0%
Small General Service Pumping	13.1%	6.1%	6.0%
Medium General Service	12.8%	3.2%	3.2%
Medium General Service Pumping	14.5%	5.0%	5.0%
Large General Service	14.0%	4.5%	4.5%
Yard Lighting	12.7%	3.8%	3.6%
Totals	13.0%	3.5%	3.5%

# Residential Rate Progression



# Residential Rate Progression

## *Standard -> Demand -> TOU*

On Peak Hours

3PM - 10PM MT

Monday - Friday

Off Peak Hours

All other hours & Holidays

Rates	Current		Year 1		Year 2		Year 3	
Monthly Facilities Charge:								
Below 400 AMP	\$	17.90	\$	18.40	\$	18.90	\$	19.40
400 AMP and Greater	\$	33.90	\$	35.40	\$	36.90	\$	38.40
Energy Charge:								
Block 1 (0 - 1000 kWh)	\$	0.10436	\$	0.11820				
Block 2 (Excess)	\$	0.12476	\$	0.14130				
Non Summer On-Peak					\$	0.14029	\$	0.15652
Non Summer Off-Peak					\$	0.12199	\$	0.12040
Summer On-Peak					\$	0.14029	\$	0.15652
Summer Off-Peak					\$	0.12199	\$	0.12040
Demand Charge:								
Below 400 AMP			\$	0.25	\$	0.50	\$	0.75
400 AMP and Greater			\$	0.75	\$	1.50	\$	2.25
Power Cost Adjustment:								
All Energy	\$	-			\$	-	\$	-
Revenue from Rate	\$	16,347,770	\$	18,488,632	\$	19,134,949	\$	19,803,862
Change from Previous				13.1%			3.5%	3.5%
Non Summer Differential				-			1.15	1.30
Summer Differential				-			1.15	1.30

PCA assumed to be \$0 but will be calculated per the power supply cost in Year 2

# Residential Rate Progression

## *Customer Impacts*

Monthly Energy	LF		Year 1		Year 2		Year 3	
243	5%	\$	5.52	\$	3.46	\$	2.83	
485	10%	\$	8.88	\$	4.75	\$	3.50	
728	15%	\$	12.24	\$	6.04	\$	4.17	Average Usage 871
971	20%	\$	15.59	\$	7.33	\$	4.84	Average Demand 7
1,213	25%	\$	19.53	\$	3.70	\$	5.50	Average LF 18.0%
1,456	30%	\$	23.54	\$	(0.62)	\$	6.17	
1,699	35%	\$	27.56	\$	(4.93)	\$	6.84	
1,941	40%	\$	31.57	\$	(9.25)	\$	7.51	
2,184	45%	\$	35.58	\$	(13.56)	\$	8.18	
2,427	50%	\$	39.60	\$	(17.87)	\$	8.84	

# Existing Residential TOU Rate

## *Adding demand charge to current TOU*

Rates	Current	Year 1	Year 2	Year 3
Monthly Facilities Charge:				
Below 400 AMP	\$ 17.90	\$ 18.40	\$ 18.90	\$ 19.40
400 AMP and Greater	\$ 33.90	\$ 33.90	\$ 34.90	\$ 34.90
Energy Charge:				
Non Summer On-Peak	\$ 0.15251	\$ 0.18984	\$ 0.20625	\$ 0.22196
Non Summer Off-Peak	\$ 0.07663	\$ 0.08629	\$ 0.08250	\$ 0.07927
Summer On-Peak	\$ 0.21256	\$ 0.24207	\$ 0.26667	\$ 0.29007
Summer Off-Peak	\$ 0.10489	\$ 0.10525	\$ 0.10063	\$ 0.09669
Demand Charge:				
Below 400 AMP	\$ -	\$ 0.25	\$ 0.50	\$ 0.75
400 AMP and Greater	\$ -	\$ 0.75	\$ 1.50	\$ 2.25
Power Cost Adjustment:				
All Energy	\$ -	\$ -	\$ -	\$ -
Revenue from Rate	\$ 480,870	\$ 543,864	\$ 562,899	\$ 582,600
Change from Previous		13.1%	3.5%	3.5%
Non Summer Differential	1.99	2.20	2.50	2.80
Summer Differential	2.03	2.30	2.65	3.00

On Peak Hours		3PM - 10PM MT	
Off Peak Hours		Monday - Friday	
		All other hours & Holidays	
LF	Year 1	Year 2	Year 3
5%	\$ 4.36	\$ 2.19	\$ 2.22
10%	\$ 6.91	\$ 2.58	\$ 2.64
15%	\$ 9.47	\$ 2.96	\$ 3.06
20%	\$ 12.02	\$ 3.34	\$ 3.47
25%	\$ 14.58	\$ 3.73	\$ 3.89
30%	\$ 17.13	\$ 4.11	\$ 4.31
35%	\$ 19.68	\$ 4.50	\$ 4.73
40%	\$ 22.24	\$ 4.88	\$ 5.14
45%	\$ 24.79	\$ 5.26	\$ 5.56
50%	\$ 27.35	\$ 5.65	\$ 5.98

# Residential Pumping

## *Move Residential pumping to Residential rate*

Rates	Current	Year 1	Year 2	Year 3
Monthly Facilities Charge:				
All Customers	\$ 26.00	\$ 18.40	\$ 18.90	\$ 19.40
Energy Charge:				
Block 1 (0 - 1000 kWh)	0.06092	0.11820		
Block 2 (Excess)	0.06092	0.14130		
Non Summer On-Peak			\$ 0.14029	\$ 0.15652
Non Summer Off-Peak			\$ 0.12199	\$ 0.12040
Summer On-Peak			\$ 0.14029	\$ 0.15652
Summer Off-Peak			\$ 0.12199	\$ 0.12040
Demand Charge:				
Distribution Demand	\$ 9.85	\$ 0.25	\$ 0.50	\$ 0.75
Power Cost Adjustment:				
All Energy	\$ -	\$ -	\$ -	\$ -
Revenue from Rate	\$ 15,944	\$ 14,543	\$ 14,659	\$ 15,112
Change from Previous	15,944	-8.8%	0.8%	3.1%
Non Summer Differential			1.15	1.30
Summer Differential			1.15	1.30



# Small Commercial Pumping

## *Move pumping classes to TOU rate*

Rates	Current	Year 1	Year 2	Year 3
Monthly Facilities Charge:				
All Customers	\$ 38.50	\$ 41.00	\$ 44.50	\$ 48.00
Energy Charge:				
All Energy	0.06092			
Non Summer On-Peak		\$ 0.11397	\$ 0.12314	\$ 0.13279
Non Summer Off-Peak		\$ 0.05698	\$ 0.06157	\$ 0.06639
Summer On-Peak		\$ 0.13901	\$ 0.15019	\$ 0.16197
Summer Off-Peak		\$ 0.06950	\$ 0.07510	\$ 0.08098
Demand Charge:				
Distribution Demand	\$ 9.85	\$ 9.85	\$ 9.85	\$ 9.85
Power Cost Adjustment:				
All Energy	\$ -	\$ -	\$ -	\$ -
Revenue from Rate	\$ 93,317	\$ 105,588	\$ 112,063	\$ 118,755
Change from Previous		13.1%	6.1%	6.0%
Non Summer Differential		2.00	2.00	2.00
Summer Differential		2.00	2.00	2.00

Year 1 Customer Impacts - Monthly				
Customer 1	\$ 45.77	23.9%	Customer 17	\$ 72.50 19.3%
Customer 2	\$ 44.75	20.5%	Customer 18	\$ 2.58 5.3%
Customer 3	\$ 47.55	21.6%	Customer 19	\$ 31.88 14.1%
Customer 4	\$ 51.45	21.2%	Customer 20	\$ 26.75 14.5%
Customer 5	\$ 63.56	17.9%	Customer 21	\$ 8.63 8.7%
Customer 6	\$ 19.66	12.4%	Customer 22	\$ 66.23 10.6%
Customer 7	\$ 2.59	6.6%	Customer 23	\$ 4.92 6.2%
Customer 8	\$ 2.50	6.5%	Customer 24	\$ 38.29 12.4%
Customer 9	\$ 2.50	6.5%	Customer 25	\$ 10.30 8.2%
Customer 10	\$ 2.50	6.5%	Customer 26	\$ 8.06 6.6%
Customer 11	\$ 2.50	6.5%	Customer 27	\$ 26.26 10.3%
Customer 12	\$ 13.58	8.9%	Customer 28	\$ 7.68 7.9%
Customer 13	\$ 6.94	9.9%	Customer 29	\$ 8.13 4.3%
Customer 14	\$ 6.70	9.7%	Customer 30	\$ 2.61 1.5%
Customer 15	\$ 5.18	8.5%	Customer 31	\$ 15.71 7.3%
Customer 16	\$ 97.60	15.5%	Customer 32	\$ 5.42 1.1%

# Medium Commercial Pumping

## *Move pumping classes to TOU rate*

Rates	Current	Year 1	Year 2	Year 3
Monthly Facilities Charge:				
All Customers	\$ 145.00	\$ 150.00	\$ 155.00	\$ 160.00
Energy Charge:				
All Energy	0.06092			
Non Summer On-Peak		\$ 0.11397	\$ 0.12314	\$ 0.13279
Non Summer Off-Peak		\$ 0.05698	\$ 0.06157	\$ 0.06639
Summer On-Peak		\$ 0.13901	\$ 0.15019	\$ 0.16197
Summer Off-Peak		\$ 0.06950	\$ 0.07510	\$ 0.08098
Demand Charge:				
Distribution Demand	\$ 9.85	\$ 9.85	\$ 9.85	\$ 9.85
Power Cost Adjustment:				
All Energy	\$ -	\$ -	\$ -	\$ -
Revenue from Rate	\$ 267,899	\$ 306,745	\$ 322,082	\$ 338,186
Change from Previous		14.5%	5.0%	5.0%
Non Summer Differential		2.00	2.00	2.00
Summer Differential		2.00	2.00	2.00

Monthly Customer Impacts - Year 1		
Customer 1	\$ 642.74	17.9%
Customer 2	\$ 129.73	14.1%
Customer 3	\$ 129.20	14.4%
Customer 4	\$ 395.73	14.2%
Customer 5	\$ 35.03	10.1%
Customer 6	\$ 293.45	12.5%
Customer 7	\$ 106.91	8.5%
Customer 8	\$ 208.49	13.9%
Customer 9	\$ 832.53	14.5%
Customer 10	\$ 163.36	11.4%
Customer 11	\$ 26.54	5.9%
Customer 12	\$ 298.97	11.4%
Customer 13	\$ 27.45	4.8%
Customer 14	\$ 70.86	7.5%
Customer 15	\$ 262.59	4.7%
Customer 16	\$ 12.76	2.2%

# Small Commercial

## *Merge energy blocks 1 and 2*

Rates	Current	Year 1	Year 2	Year 3
Monthly Base Charge:				
Single Phase	\$ 23.00	\$ 26.00	\$ 29.00	\$ 32.00
Three Phase	\$ 31.00	\$ 35.00	\$ 39.00	\$ 43.00
Energy Charge:				
Block 1 (0 - 500 kWh)	\$ 0.07800	\$ 0.08549	\$ 0.07815	\$ 0.07198
Block 2 (Excess)	\$ 0.05544	\$ 0.06839	\$ 0.07034	\$ 0.07198
Demand Charge				
All Demand	\$ 11.60	\$ 12.10	\$ 12.60	\$ 13.10
Power Cost Adjustment				
All Energy	\$ -	\$ -	\$ -	\$ -
Revenue from Rate	\$ 3,379,842	\$ 3,785,423	\$ 3,898,986	\$ 4,015,955
Change from Previous		12.0%	3.0%	3.0%

# Medium Commercial

## *No change to current rate*

Rates	Current	Year 1	Year 2	Year 3
Monthly Base Charge:				
All Customers	\$ 145.00	\$ 150.00	\$ 155.00	\$ 160.00
Energy Charge:				
All Energy	\$ 0.05662	\$ 0.06841	\$ 0.07048	\$ 0.07266
Demand Charge				
All Demand	\$ 13.95	\$ 14.45	\$ 14.95	\$ 15.45
Power Cost Adjustment				
All Energy	\$ -	\$ -	\$ -	\$ -
Revenue from Rate	\$ 3,746,011	\$ 4,225,500	\$ 4,360,716	\$ 4,500,259
Change from Previous		12.8%	3.2%	3.2%

# Large Commercial

## Move LC Customers and GS NEM to TOU rate

Rates	Current	Year 1	Year 2	Year 3
Monthly Facilities Charge:				
All Customers	\$ 342.00	\$ 357.00	\$ 372.00	\$ 387.00
Energy Charge:				
All Energy	0.05289	0.06541		
Non Summer On-Peak			\$ 0.08199	\$ 0.10147
Non Summer Off-Peak			\$ 0.06073	\$ 0.06150
Summer On-Peak			\$ 0.10000	\$ 0.12377
Summer Off-Peak			\$ 0.07408	\$ 0.07501
Demand Charge:				
All Demand	\$ 15.10	\$ 15.35	\$ 15.35	\$ 15.35
Power Cost Adjustment:				
All Energy	\$ -	\$ -	\$ -	\$ -
Revenue from Rate	\$ 2,207,807	\$ 2,516,900	\$ 2,630,160	\$ 2,748,517
Change from Previous		14.0%	4.5%	4.5%
Non Summer Differential			1.35	1.65
Summer Differential			1.35	1.65

Monthly Year 2 Impacts	\$ Change	% Change
Customer 1	\$ 1,017.96	5.2%
Customer 2	\$ 901.25	5.2%
Customer 3	\$ 849.32	4.8%
Customer 4	\$ 697.27	4.9%
Customer 5	\$ 431.32	3.8%
Customer 6	\$ -	0.0%
Customer 7	\$ 409.29	3.6%



# **Heber Light & Power**

## **Electric Cost of Service Study and Financial Projection**

**February 2025**



Corporate location:  
Utility Financial Solutions, LLC  
185 Sun Meadow Court  
Holland, MI USA 49424  
(616) 393-9722  
Fax (888) 566-4430

Submitted Respectfully by:  
Mark Beauchamp, CPA, CMA, MBA  
President, Utility Financial Solutions, LLC  
[mbeauchamp@ufsweb.com](mailto:mbeauchamp@ufsweb.com)  
(616) 393-9722

**This page intentionally left blank**



February 2025

Jason Norlen  
General Manager  
Heber Light & Power  
31 South 100 West  
Heber, UT 84032

Dear Mr. Norlen:

We are pleased to present the Report for the electric cost of service study and financial projection for Heber Light & Power (HL&P). This report was prepared to provide HL&P with a comprehensive examination of its existing rate structure by an outside party.

The specific purposes of this rate study are:

- Determine electric utility's revenue requirements for fiscal year 2025
- Identify cross-subsidies that may exist between rate classes
- Recommend rate adjustments needed to meet targeted revenue requirements
- Identify the appropriate monthly customer charge for each customer class

This report includes results of the electric cost of service study and financial projection and recommendations on future rate designs.

This report is intended for information and use by the utility and management for the purposes stated above and is not intended to be used by anyone except the specified parties.

Sincerely,

A handwritten signature in black ink, appearing to read "Mark Beauchamp", is written over a horizontal line.

Utility Financial Solutions, LLC  
Mark Beauchamp  
CPA, MBA, CMA  
185 Sun Meadow Ct  
Holland, MI 49424



## TABLE OF CONTENTS

1. Introduction .....	1
2. Cost of Service Summary .....	2
Utility Rate Process .....	2
Utility Revenue Requirements .....	2
Projected Cash Flow .....	4
Minimum Cash Reserve .....	5
Debt Coverage Ratio .....	6
Rate of Return .....	7
Projected Rate Track .....	8
Debt to Equity Ratio .....	9
Age of Infrastructure .....	9
Cost of Service Summary Results .....	10
Cost of Service Results .....	11
Distribution Costs .....	12
Power Supply Costs .....	13
Combined Cost Summary .....	14
Residential Customer Charge .....	15
3. Functionalization of Costs .....	16
Transmission .....	16
Distribution .....	17
Distribution Customer Types .....	17
Customer-Related Services .....	17
Administrative Services .....	17
System Losses .....	18
4. Unbundling Process .....	19
Distribution Breakdown .....	20
Customer-Related Cost Breakdown .....	21
Power Supply Cost Breakdown .....	21
5. Significant Assumptions .....	22
Forecasted Operating Expenses .....	22

Load Data.....	22
Annual Projection Assumptions.....	23
System Loss Factors .....	23
Revenue Forecast.....	23
6. Considerations and Additional Information.....	24
HL&P Financial Considerations .....	24
Rate-Related Considerations .....	24

## LIST OF FIGURES

Figure 1 – Breakdown of HL&P Cost Structure.....	19
Figure 1 – Breakdown of Distribution Costs.....	20
Figure 2 – Breakdown of Customer Costs .....	21

## LIST OF TABLES

Table 1 – Financial Statements (without rate adjustments).....	3
Table 2 – Projected Cash Flows (without rate adjustments) .....	4
Table 3 – Anticipated Bonding and Related Capital .....	4
Table 4 – Minimum Cash Reserves (without rate adjustments) .....	5
Table 5 – Projected Debt Coverage Ratios (without rate adjustments) .....	6
Table 6 – Rate of Return Calculation .....	7
Table 7 – Summary of Financials without Rate Adjustment .....	8
Table 8 – Projected Revenue Adjustments .....	8
Table 9 – Debt/Equity Ratio .....	9
Table 10 – Age of Infrastructure .....	9
Table 11 – Cost of Service Summary.....	10
Table 12 – Average Cost per kWh vs. Average Revenue per kWh .....	11
Table 13 – Distribution Costs by Customer Class (COS).....	12
Table 14 – Power Supply Costs by Customer Class .....	13
Table 15 – Total Costs by Customer Class.....	14
Table 16 – Breakdown of HL&P Cost Structure .....	19
Table 17 – Projected Operating Expenses for 2025 – 2029 .....	22
Table 18 – Projection Annual Escalation Factors 2025 – 2029 .....	23

## 1. Introduction

This report was prepared to provide Heber Light & Power (HL&P) with an electric cost of service study and financial projection, and a comprehensive examination of its existing rate structure by an outside party.

The specific purposes of the study are identified below:

- 1) ***Determine electric utility's revenue requirements for fiscal year 2025.*** HL&P's revenue requirements were projected for the period from 2025 – 2029 and included adjustments for the following:
  - a. Projected power costs
  - b. Projected changes in staffing levels
  - c. Capital improvement plan projected over next five years
- 2) ***Identify if cross-subsidies exist between rate classes.*** Cross-subsidies exist when certain customer classes subsidize the electric costs of other customers. The rate study identifies if cross-subsidies exist and practical ways to reduce the subsidies. The cost of service study was completed using 2025 projected revenues and expenses. The financial projections are for the period from 2025 – 2029.
- 3) ***Identify cost-based power supply and distribution rates.*** The cost of providing electricity to customers consists of several components, including power generation, distribution, customer services, transmission, and transfers to the general fund. Electric unbundling identifies the cost of each component to assist the utility in preparing for electric restructuring and understanding its cost structure.
- 4) ***Identify the appropriate monthly customer charge for each customer class.*** The monthly customer charge consists of fixed costs to service customers that do not vary based on the amount of electricity used.
- 5) ***Recommend rate adjustments needed to meet targeted revenue requirements.*** The primary purpose of this study is to identify appropriate revenue requirements, and the rate adjustments needed to meet targeted revenue requirements. The report includes a long-term rate track for HL&P to help ensure the financial stability of the utility in future years.

## 2. Cost of Service Summary

### Utility Rate Process

HL&P retained Utility Financial Solutions, LLC to review utility rates and cost of service and make recommendations on the appropriate course of action. This report includes results of the electric cost of service and unbundling study and recommendations on future rate designs.

### Utility Revenue Requirements

To determine revenue requirements, the revenues and expenses for fiscal years 2022 and 2023, 2024 budget were analyzed, with adjustments made to reflect projected operating characteristics. ***The projected financial statements are for cost of service purposes only.***

Table 1 is the projected financial statement for the Electric Department from 2025 – 2029.

The following pages review cash flow, debt coverage ratio, and rate of return which are important indicators of financial health.

**Table 1 – Financial Statements (without rate adjustments)**

Description	Projected 2025	Projected 2026	Projected 2027	Projected 2028	Projected 2029
<b>Operating Revenues:</b>					
Electric Sales					
Yard Lighting	\$ 17,523	\$ 17,926	\$ 18,747	\$ 19,309	\$ 19,887
Residential Pumping	15,944	16,311	17,058	17,569	18,095
Small General Service	3,379,842	3,457,647	3,615,985	3,724,266	3,835,841
Small General Service Pumping	93,317	95,465	99,837	102,826	105,907
Medium General Service	3,746,011	3,832,246	4,007,738	4,127,750	4,251,412
Medium General Service Pumping	267,852	274,018	286,567	295,148	303,990
Large General Service	2,207,807	2,258,631	2,362,062	2,432,794	2,505,678
General Service Net Metering	8,706	8,906	9,314	9,593	9,880
Electric Vehicle Charging	134,551	137,648	143,951	148,262	152,704
Residential Demand	16,115,838	16,486,830	17,241,820	17,758,129	18,290,140
Residential Demand over 400 AMPS	231,932	237,271	248,137	255,567	263,224
Residential TOU Demand	480,870	491,940	514,467	529,873	545,747
Contract Customer 1	39,394	40,301	42,146	43,408	44,709
Connection Fees	136,116	136,116	136,116	136,116	136,116
Other Income	234,189	239,581	250,552	258,055	265,786
Jordanelle Electricity Sales	1,141,671	1,217,464	1,298,288	1,337,236	1,377,353
Impact Fees	3,000,000	3,000,000	3,000,000	3,000,000	3,000,000
Additional PCA Revenues	-	3,308,710	3,875,976	3,998,400	4,198,988
<b>Total Operating Revenues</b>	<b>\$ 31,251,563</b>	<b>\$ 35,257,012</b>	<b>\$ 37,168,761</b>	<b>\$ 38,194,301</b>	<b>\$ 39,325,457</b>
<b>Operating Expenses:</b>					
Purchases					
Purchased Power (Cost of Sales and Service	\$ 12,594,117	\$ 13,447,676	\$ 14,481,545	\$ 14,985,915	\$ 15,570,075
Energy Rebates	60,665	63,319	65,201	65,510	66,084
Purchase Power Direct - Jordanelle Energy	1,712,507	1,826,195	1,947,431	2,005,854	2,066,030
System Control and Load Dispatching	989,092	1,054,755	1,124,777	1,158,520	1,193,276
Production					
Gas Generation Fuel	\$ 2,379,917	\$ 2,484,031	\$ 2,557,872	\$ 2,569,999	\$ 2,592,511
Gas Generation O&M	679,791	724,921	773,046	796,237	820,124
Other Operating Expenses (Revenues)					
Salaries, Wages, Benefits	\$ 1,488,306	\$ 1,587,111	\$ 1,692,474	\$ 1,743,249	\$ 1,795,546
Professional Services	252,126	268,864	286,713	295,315	304,174
Maintenance and Training	5,945,122	6,339,802	6,760,684	6,963,504	7,172,409
Materials	202,417	215,855	230,185	237,091	244,204
Building Expenses	55,153	58,814	62,719	64,600	66,539
Office Expense and Postage	169,957	181,240	193,272	199,070	205,042
Vehicle Expense	578,607	617,020	657,982	677,721	698,053
Bad Debt Expense	28,754	30,663	32,699	33,680	34,690
Miscellaneous	345,320	368,245	392,692	404,472	416,606
Depreciation Expense	3,620,492	3,757,903	3,889,549	4,053,476	4,447,364
Depreciation on Impact Fee Related Capital	1,027,396	1,093,260	1,158,994	1,220,347	1,258,399
Contributed Capital Depreciation	895,744	975,744	1,055,744	1,135,744	1,215,744
<b>Total Operating Expenses</b>	<b>\$ 33,025,483</b>	<b>\$ 35,095,417</b>	<b>\$ 37,363,578</b>	<b>\$ 38,610,304</b>	<b>\$ 40,166,870</b>
<b>Operating Income</b>	<b>\$ (1,773,920)</b>	<b>\$ 161,595</b>	<b>\$ (194,817)</b>	<b>\$ (416,004)</b>	<b>\$ (841,413)</b>
<b>Other Income &amp; Expense</b>					
Interest and Other Income	\$ 87,505	\$ 132,168	\$ 72,624	\$ 60,230	\$ -
Interest On Long Term Debt	(3,483,701)	(3,395,826)	(3,800,733)	(3,679,667)	(4,471,457)
Bond Issuance Costs	(510,000)	-	(200,000)	-	(360,000)
Transfers					
Distribution to Owners	(300,000)	(300,000)	(300,000)	(300,000)	(300,000)
Capital Contributions	2,000,000	2,000,000	2,000,000	2,000,000	2,000,000
<b>Non Operating Income/Expense</b>	<b>\$ (2,206,196)</b>	<b>\$ (1,563,657)</b>	<b>\$ (2,228,109)</b>	<b>\$ (1,919,438)</b>	<b>\$ (3,131,457)</b>
<b>Net Income</b>	<b>\$ (3,980,116)</b>	<b>\$ (1,402,062)</b>	<b>\$ (2,422,925)</b>	<b>\$ (2,335,441)</b>	<b>\$ (3,972,870)</b>
<b>Adjusted Operating Income</b>	<b>\$ 149,219</b>	<b>\$ 2,230,598</b>	<b>\$ 2,019,921</b>	<b>\$ 1,940,086</b>	<b>\$ 1,632,730</b>

## Projected Cash Flow

Table 2 is the projected cash flow for 2025 – 2029, including projections of capital improvements as provided by HL&P. Changes in the capital improvement plan can greatly affect the cash balance and recommended minimum cash reserve target. The cash balance for 2025 is projected at \$26.43M and \$-9.16M in 2029. The recommended minimum cash reserve level for 2025 is \$16.57M and \$20.11M for 2029.

**Table 2 – Projected Cash Flows (without rate adjustments)**

Description	Projected 2025	Projected 2026	Projected 2027	Projected 2028	Projected 2029
<b>Projected Cash Flows</b>					
Net Income	\$ (3,980,116)	\$ (1,402,062)	\$ (2,422,925)	\$ (2,335,441)	\$ (3,972,870)
Depreciation Expense/Amortization	5,543,631	5,826,906	6,104,286	6,409,566	6,921,506
Subtract Debt Principal	(1,843,830)	(2,169,959)	(2,491,242)	(2,596,004)	(3,132,569)
Add Bond Sale Proceeds	26,010,000	-	10,200,000	-	18,360,000
Cash Available from Operations	\$ 25,729,685	\$ 2,254,885	\$ 11,390,119	\$ 1,478,121	\$ 18,176,068
Estimated Annual Capital Additions	16,797,000	14,163,750	13,869,000	15,264,000	25,597,000
Net Cash From Operations	\$ 8,932,685	\$ (11,908,865)	\$ (2,478,881)	\$ (13,785,879)	\$ (7,420,932)
Beginning Cash Balance	\$ 17,501,002	\$ 26,433,686	\$ 14,524,821	\$ 12,045,940	\$ (1,739,939)
Ending Cash Balance	\$ 26,433,686	\$ 14,524,821	\$ 12,045,940	\$ (1,739,939)	\$ (9,160,871)
<b>Total Cash Available</b>	<b>\$ 26,433,686</b>	<b>\$ 14,524,821</b>	<b>\$ 12,045,940</b>	<b>\$ (1,739,939)</b>	<b>\$ (9,160,871)</b>
<b>Recommended Minimum</b>	<b>\$ 16,570,554</b>	<b>\$ 17,202,536</b>	<b>\$ 18,271,753</b>	<b>\$ 18,575,674</b>	<b>\$ 20,113,185</b>

Cash balances fall below the minimum in 2026 and continue to decrease throughout the projection period.

HL&P intends to bond for capital projects between CY 2025 – CY 2029. The timing of the debt is shown in Table 3 below.

**Table 3 – Anticipated Bonding and Related Capital**

Calendar Year	Bond Issues		
	Including Fees	Period	Rate
2025	\$ 26,010,000	25	5.00%
2026			
2027	10,200,000	25	5.00%
2028			
2029	18,360,000	25	5.00%

## Minimum Cash Reserve

Table 4 details the minimum level of cash reserves required to help ensure timely replacement of assets and to provide financial stability of the utility. The methodology used to establish this target is based on an assessment of working capital needs to fund operating expenses, capital improvements, annual debt service payments, and utility's exposure to risks related to catastrophic events, exposure to market risks, changes in fuel costs, loss of major customers, and utility's ability to timely recover changes in power supply expenses. Based on these assumptions, HL&P should maintain a minimum of \$16.57M in cash reserves for 2025 and \$20.11M in 2029.

**Table 4 – Minimum Cash Reserves (without rate adjustments)**

Description	Projected 2025	Projected 2026	Projected 2027	Projected 2028	Projected 2029
<b>Minimum Cash Reserve Levels Determinants</b>					
Operation & Maintenance Less Depreciation Expense	\$ 14,048,611	\$ 14,945,569	\$ 15,855,075	\$ 16,341,029	\$ 16,824,042
Purchase Power Expense	15,356,380	16,391,945	17,618,954	18,215,799	18,895,464
Historical Rate Base	149,350,552	163,514,302	177,383,302	192,647,302	218,244,302
Current Portion of Debt Service Payment	5,327,532	5,565,785	6,291,975	6,275,671	7,604,026
Five Year Capital Improvements - Net of bond proceeds	31,120,750	31,120,750	31,120,750	31,120,750	31,120,750
<b>Minimum Cash Reserve Allocation</b>					
Operation & Maintenance Less Depreciation Expense	12.3%	12.3%	12.3%	12.3%	12.3%
Purchase Power Expense	17.6%	17.6%	17.6%	17.6%	17.6%
Historical Rate Base	1%	1%	1%	1%	1%
Current Portion of Debt Service Payment	83%	83%	83%	83%	83%
Five Year Capital Improvements - Net of bond proceeds	20%	20%	20%	20%	20%
% Plant Depreciated	44%	43%	41%	40%	38%
<b>Calculated Minimum Cash Level</b>					
Operation & Maintenance Less Depreciation Expense	\$ 1,732,021	\$ 1,842,604	\$ 1,954,735	\$ 2,014,647	\$ 2,074,197
Purchase Power Expense	2,699,027	2,881,037	3,096,695	3,201,596	3,321,054
Historical Rate Base	1,493,506	1,635,143	1,773,833	1,926,473	2,182,443
Current Portion of Debt Service Reserve	4,421,851	4,619,601	5,222,339	5,208,807	6,311,342
Five Year Capital Improvements - Net of bond proceeds	6,224,150	6,224,150	6,224,150	6,224,150	6,224,150
<b>Minimum Cash Reserve Levels</b>	<b>\$ 16,570,554</b>	<b>\$ 17,202,536</b>	<b>\$ 18,271,753</b>	<b>\$ 18,575,674</b>	<b>\$ 20,113,185</b>
<b>Projected Cash Reserves No Changes</b>	<b>\$ 26,433,686</b>	<b>\$ 14,524,821</b>	<b>\$ 12,045,940</b>	<b>\$ (1,739,939)</b>	<b>\$ (9,160,871)</b>
<b>HLP Required Minimum</b>	<b>\$ 16,694,658</b>	<b>\$ 17,379,727</b>	<b>\$ 18,469,900</b>	<b>\$ 18,880,137</b>	<b>\$ 20,580,688</b>

Projected cash balances fall below HLP's required minimum and UFS' recommended minimums beginning in 2026.

## Debt Coverage Ratio

Table 5 is the projected debt coverage ratios with capital additions as provided by HL&P. Debt coverage ratio is a measurement of debt affordability and measures the cash flow from operations in that fiscal year. A ratio of 1, indicates there was enough cash flow from operations to pay the debt payment one time. The minimum recommended debt coverage ratio for prudent financial planning purposes is 1.40.

Maintaining a 1.40 debt coverage ratio is good business practice and helps to achieve the following:

- Helps to ensure debt coverage ratios are met in years when sales are low due to cold or wet summers or loss of a major customer(s).
- When debt coverage ratios are consistently met, it may help obtain a higher bond rating if revenue bonds are sold in the future, to lower interest cost.

**Table 5 – Projected Debt Coverage Ratios (without rate adjustments)**

Description	Projected 2025	Projected 2026	Projected 2027	Projected 2028	Projected 2029
Debt Coverage Ratio					
Net Income	\$ (3,980,116)	\$ (1,402,062)	\$ (2,422,925)	\$ (2,335,441)	\$ (3,972,870)
Add Depreciation/Amortization Expense	5,543,631	5,826,906	6,104,286	6,409,566	6,921,506
Interest and Other Income	(87,505)	(132,168)	(72,624)	(60,230)	-
Bond Issuance Costs	510,000	-	200,000	-	360,000
Distribution to Owners	300,000	300,000	300,000	300,000	300,000
Capital Contributions	(2,000,000)	(2,000,000)	(2,000,000)	(2,000,000)	(2,000,000)
Impact Fees	(3,000,000)	(3,000,000)	(3,000,000)	(3,000,000)	(3,000,000)
Add Interest Expense	3,483,701	3,395,826	3,800,733	3,679,667	4,471,457
Cash Generated from Operations	\$ 769,711	\$ 2,988,501	\$ 2,909,470	\$ 2,993,563	\$ 3,080,094
Debt Principal and Interest	\$ 5,327,532	\$ 5,565,785	\$ 6,291,975	\$ 6,275,671	\$ 7,604,026
<b>Projected Debt Coverage Ratio (Covenants)</b>	<b>0.14</b>	<b>0.54</b>	<b>0.46</b>	<b>0.48</b>	<b>0.41</b>
<b>Minimum Debt Coverage Ratio</b>	<b>1.40</b>	<b>1.40</b>	<b>1.40</b>	<b>1.40</b>	<b>1.40</b>

When adjusting for capital contribution and impact fees, revenues that may vary from year to year, debt coverage is below the minimum for the projection period without changes in rates.



## Rate of Return

The optimal target for setting rates is the establishment of a target operating income to help ensure the following:

- Funding of interest expense on the outstanding principal on debt. Interest expense is below the operating income line and needs to be recouped through the operating income balance.
- Funding of the inflationary increase on the assets invested in the system. The inflation on the replacement of assets invested in the utility should be recouped through the Operating Income.
- Funding of depreciation expense.
- Adequate rate of return on investment to help ensure current customers are paying their fair share of the use of the infrastructure and not deferring the charge to future generations.
- The rate of return identifies the target operating income and is used to identify the appropriate funding for replacement of existing infrastructure to recover in rates charged to customers.

As improvements are made to the system, the optimal operating income target will increase unless annual depreciation expense is greater than yearly capital improvements. The revenue requirements for the study are set on the utility basis. Table 6 identifies the utility basis target established for 2025 is \$4.15M and increases to \$6.93M in 2029.

**Table 6 – Rate of Return Calculation**

Description	Projected 2025	Projected 2026	Projected 2027	Projected 2028	Projected 2029
<b>Target Operating Income Determinants</b>					
Net Book Value/Working Capital	\$ 83,480,162	\$ 93,886,009	\$ 103,865,460	\$ 115,075,984	\$ 136,225,620
Outstanding Principal on Debt	70,070,028	67,900,069	75,608,827	73,012,823	88,240,254
NBV Contributed Capital Estimated	14,013,043	15,037,299	15,981,556	16,845,812	17,630,069
Historical Investment in CC	22,680,958	24,680,958	26,680,958	28,680,958	30,680,958
System Equity	\$ (602,909)	\$ 10,948,640	\$ 12,275,077	\$ 25,217,348	\$ 30,355,297
Debt:Equity Ratio	84%	72%	73%	63%	65%
<b>Target Operating Income Allocation</b>					
Interest on Debt	4.97%	5.00%	5.03%	5.04%	5.07%
Contributed Capital Estimated	3.10%	3.10%	3.10%	3.10%	3.10%
System Equity	5.55%	5.40%	5.29%	5.19%	4.97%
<b>Target Operating Income</b>					
Interest on Debt	\$ 3,483,701	\$ 3,395,826	\$ 3,800,733	\$ 3,679,667	\$ 4,471,457
Contributed Capital Estimated	703,110	765,110	827,110	889,110	951,110
System Equity	(33,438)	591,121	649,872	1,308,698	1,507,580
<b>Target Operating Income</b>	<b>\$ 4,153,373</b>	<b>\$ 4,752,057</b>	<b>\$ 5,277,714</b>	<b>\$ 5,877,475</b>	<b>\$ 6,930,146</b>
<b>Projected Operating Income</b>	<b>\$ 149,219</b>	<b>\$ 2,230,598</b>	<b>\$ 2,019,921</b>	<b>\$ 1,940,086</b>	<b>\$ 1,632,730</b>
<b>Rate of Return in %</b>	<b>5.0%</b>	<b>5.1%</b>	<b>5.1%</b>	<b>5.1%</b>	<b>5.1%</b>

Operating income is projected below the target operating income for each year.

## Projected Rate Track

Adjusting system revenue requires balancing the financial health of the utility with the financial impact on customers and cost of service results. Table 7 is the summary financial projection without any rate changes. Cash balances, operating income and the debt coverage ratio fall to critical levels.

**Table 7 – Summary of Financials without Rate Adjustment**

Calendar Year	Projected Rate Adjustments	Debt Coverage Ratio	Adjusted Operating Income	Target Operating Income	Projected Cash Balances	Recommended Minimum Cash
2025	0.0%	0.14	\$ 149,219	\$ 4,153,373	\$ 26,433,686	\$ 16,570,554
2026	0.0%	0.54	2,230,598	4,752,057	14,524,821	17,202,536
2027	0.0%	0.46	2,019,921	5,277,714	12,045,940	18,271,753
2028	0.0%	0.48	1,940,086	5,877,475	(1,739,939)	18,575,674
2029	0.0%	0.41	1,632,730	6,930,146	(9,160,871)	20,113,185

The study identifies increasing current revenues in each year of the projection period to maintain financial targets. Table 8 is a summary of the financial results detailing the projected revenue adjustments.

**Table 8 – Projected Revenue Adjustments**

Calendar Year	Projected Rate Adjustments	Debt Coverage Ratio	Adjusted Operating Income	Target Operating Income	Projected Cash Balances	Recommended Minimum Cash
2025	13.0%	0.80	\$ 3,625,927	\$ 4,153,373	\$ 29,910,394	\$ 16,570,554
2026	3.5%	1.37	6,877,617	4,752,057	22,665,931	17,202,536
2027	3.5%	1.42	8,059,881	5,277,714	26,267,715	18,271,753
2028	3.5%	1.67	9,418,933	5,877,475	20,031,791	18,575,674
2029	3.5%	1.59	10,676,691	6,930,146	21,754,979	20,113,185

This rate track ensures operating income and the projected cash balance increase through 2029. The projected cash balances would be above HLP's required minimum.

Due to cost changes, inflationary factors, and growth, financial projections should be reviewed on an annual basis. Depending on the system improvement timetable, additional changes may be needed throughout the projection period.

## Debt to Equity Ratio

Debt to equity identifies the amount of existing infrastructure financed through debt and is used to determine the amount the system is leveraged in debt. For distribution systems the debt to equity ratio is normally between 30% and 35%. Table 9 details the debt/equity ratio.

**Table 9 – Debt/Equity Ratio**

Description	Projected 2025	Projected 2026	Projected 2027	Projected 2028	Projected 2029
Target Operating Income Determinants					
Net Book Value/Working Capital	\$ 83,480,162	\$ 93,886,009	\$ 103,865,460	\$ 115,075,984	\$ 136,225,620
Outstanding Principal on Debt	70,070,028	67,900,069	75,608,827	73,012,823	88,240,254
NBV Contributed Capital Estimated	14,013,043	15,037,299	15,981,556	16,845,812	17,630,069
Historical Investment in CC	22,680,958	24,680,958	26,680,958	28,680,958	30,680,958
System Equity	\$ (602,909)	\$ 10,948,640	\$ 12,275,077	\$ 25,217,348	\$ 30,355,297
Debt:Equity Ratio	84%	72%	73%	63%	65%

## Age of Infrastructure

HL&P is currently 44% depreciated. Average infrastructure is approximately 50% to 55% depreciated, indicating HL&P has consistently funded replacement of infrastructure. Replacement of infrastructure tends to indicate the utility's ability to consistently provide a reliable system to customers, its ability to withstand catastrophic weather events, and unexpected replacement of system infrastructure. HL&P's system age indicates it will remain in the lower range of infrastructure age. Table 10 identifies the depreciated plant.

**Table 10 – Age of Infrastructure**

Description	Projected 2025	Projected 2026	Projected 2027	Projected 2028	Projected 2029
Asset Investments	\$ 149,350,552	\$ 163,514,302	\$ 177,383,302	\$ 192,647,302	\$ 218,244,302
NBV	83,480,162	93,886,009	103,865,460	115,075,984	136,225,620
% Plant Depreciated	44%	43%	41%	40%	38%

## Cost of Service Summary Results

A cost of service study was completed to determine the cost of providing service to each class of customers and to assist in the design of electric rates for customers. The cost of service study consists of the following general steps:

- 1) Determine utility revenue requirement for test year 2025.
- 2) Classify utility expenses into common cost pools.
- 3) Allocate costs to customer classes based on the classes' contribution to utility expenses.
- 4) Compare revenues received from each class to the cost of service.

The cost of service summary is included as Table 11 which compares the projected cost to serve each class with the revenue received from each class. The “% change” column is the revenue adjustment necessary to meet projected cost of service requirements. The cost of service summary uses the current rates, including any adjustment factors.

No utility charges 100% cost of service-based rates because retail rates are based on customers usage patterns that are largely driven by variations in weather. Due to these variations, it is recommended that rates move toward cost of service slowly with a general tolerance of a 10% variation between projected revenue and cost of service. The cost of service summary “% change” column indicates all major customer classes fall within this variation.

**Table 11 – Cost of Service Summary**

Customer Class	Cost of Service	Projected Revenues	% Change
Street Lighting	\$ 156,140	\$ -	0.0%
Yard Lighting	20,004	17,523	14.2%
Residential Pumping	26,198	15,944	64.3%
Small General Service	3,730,700	3,379,842	10.4%
Small General Service Pumping	122,789	93,317	31.6%
Medium General Service	4,166,155	3,746,011	11.2%
Medium General Service Pumping	367,347	267,852	37.1%
Large General Service	2,631,381	2,207,807	19.2%
General Service Net Metering	12,352	8,706	41.9%
Electric Vehicle Charging	161,263	134,551	19.9%
Residential Demand	18,472,045	16,115,838	14.6%
Residential Demand over 400 AMPS	241,474	231,932	4.1%
Residential TOU Demand	543,899	480,870	13.1%
Contract Customer 1	90,938	39,394	130.8%
<b>Total</b>	<b>\$ 30,742,685</b>	<b>\$ 26,739,586</b>	<b>15.0%</b>

## Cost of Service Results

Table 12 shows the average cost of service per kWh and compares the cost to the average revenue per kWh for each customer class. This table is for information purposes only and is not used in the setting of rates. Average cost per kWh varies due to fixed cost recoveries such as meter costs and infrastructure needs of the customer. In general customer classes that use energy consistently have a lower average kWh cost to serve compared with customer classes that use energy only part of the day or year.

**Table 12 – Average Cost per kWh vs. Average Revenue per kWh**

Customer Class	Cost of Service \$/kWh	Projected Revenues \$/kWh
Street Lighting	\$ 0.0936	\$ -
Yard Lighting	0.1870	0.1638
Residential Pumping	0.3280	0.1996
Small General Service	0.1555	0.1409
Small General Service Pumping	0.1840	0.1398
Medium General Service	0.1176	0.1058
Medium General Service Pumping	0.1566	0.1142
Large General Service	0.1133	0.0951
General Service Net Metering	0.1530	0.1078
Electric Vehicle Charging	0.1486	0.1240
Residential Demand	0.1487	0.1298
Residential Demand over 400 AMPS	0.1335	0.1282
Residential TOU Demand	0.1577	0.1394
Contract Customer 1	0.0475	0.0206

Cost differences result from usage patterns of customers and how efficiently each class of customers use facilities based on load data provided by HL&P.

## Distribution Costs

Separation of distribution cost helps identify distribution charges for each customer class and the fixed monthly customer charge. Distribution rates include separation of the following costs:

- Operation and maintenance of distribution & transmission system
- Contributions to general fund
- Customer service
- Customer accounting
- Meter reading
- Billing
- Meter operation & maintenance
- Administrative expenses

The distribution rates consist of two components:

- Monthly customer charge to recover the costs of meter reading, billing, customer service, and a portion of maintenance and operations of the distribution system.
- Distribution rate based on billing parameters (kW or kWh) to recover the cost to operate and maintain the distribution system. Table 13 identifies the cost-based distribution rates for customer classes.

**Table 13 – Distribution Costs by Customer Class (COS)**

Customer Class	Monthly Customer		Distribution	
	Charge	Rate	Billing Basis	
Street Lighting	\$ 896.17	\$ 0.0324	kWh	
Yard Lighting	890.34	0.0323	kWh	
Residential Pumping	40.60	10.25	kW	
Small General Service	47.94	4.47	kW	
Small General Service Pumping	58.39	8.14	kW	
Medium General Service	193.93	7.86	kW	
Medium General Service Pumping	201.81	6.49	kW	
Large General Service	471.15	10.36	kW	
General Service Net Metering	51.07	7.94	kW	
Electric Vehicle Charging	22.77	5.02	kW	
Residential Demand	22.73	3.56	kW	
Residential Demand over 400 AMPS	39.74	8.44	kW	
Residential TOU Demand	22.72	2.80	kW	
Contract Customer 1	101.07	16.23	kW	

The cost of service based monthly customer charge for residential customers recovers 49% of the fixed cost of delivery of electricity. UFS averages across the United States show 40% to 60% fixed cost recovery in the residential customer charge.

## Power Supply Costs

Table 14 identifies the average cost of providing power supply to customers of HL&P.

**Table 14 – Power Supply Costs by Customer Class**

Customer Class	Demand	Billing Basis	Energy	Billing Basis
Street Lighting	\$ -	kWh	\$ 0.0548	kWh
Yard Lighting	-	kWh	0.0548	kWh
Residential Pumping	2.86	KW	0.0608	kWh
Small General Service	6.51	KW	0.0557	kWh
Small General Service Pumping	6.85	KW	0.0601	kWh
Medium General Service	9.25	KW	0.0565	kWh
Medium General Service Pumping	3.55	KW	0.0628	kWh
Large General Service	9.95	KW	0.0565	kWh
General Service Net Metering	7.82	KW	0.0578	kWh
Electric Vehicle Charging	5.30	KW	0.0571	kWh
Residential Demand	5.07	KW	0.0568	kWh
Residential Demand over 400 AMPS	11.24	KW	0.0562	kWh
Residential TOU Demand	3.60	KW	0.0562	kWh
Contract Customer 1	5.25	KW	(0.0318)	kWh

Demand recovers costs for power supply and transmission fixed demand related costs. Energy is cost recovery for variable power supply costs.

## Combined Cost Summary

Table 15 identifies the cost of service rates for each customer class. Charging these rates would directly match the cost of providing service to customers identified in this study.

**Table 15 – Total Costs by Customer Class**

Customer Class	Current Average	COS Customer			
	Customer Charge	Charge	Demand	Energy	
Street Lighting	\$ -	\$ 896.17	\$ -	\$ 0.0872	
Yard Lighting	-	890.34	-	0.0871	
Residential Pumping	26.00	40.60	13.11	0.0608	
Small General Service	24.70	47.94	10.97	0.0557	
Small General Service Pumping	38.50	58.39	14.99	0.0601	
Medium General Service	145.00	193.93	17.11	0.0565	
Medium General Service Pumping	145.00	201.81	10.04	0.0628	
Large General Service	342.00	471.15	20.31	0.0565	
General Service Net Metering	-	51.07	15.75	0.0578	
Electric Vehicle Charging	17.90	22.77	10.32	0.0571	
Residential Demand	17.90	22.73	8.63	0.0568	
Residential Demand over 400 AMPS	33.90	39.74	19.68	0.0562	
Residential TOU Demand	17.90	22.72	6.41	0.0562	
Contract Customer 1	91.00	101.07	21.48	(0.0318)	



## **Residential Customer Charge**

The customer charge consists of expenses related to, 1) providing a minimum amount of electricity to the residential customer, and 2) expenses related to servicing a meter on the customer's premises; together they reflect the cost to deliver a single kWh of electricity to the customer. The methodology used in this study is consistent with methodologies and practices used in the electric industry.

The customer charge includes two types of charges called minimum system charges and direct charges.

### **Minimum System Charges:**

The cost to provide the minimum level of service. HL&P provides wires to connect the transmission system to customer homes and businesses. This wire is required to provide even the minimal amount of service to a customer. For cost of service purposes, the total cost of the distribution infrastructure is broken into two components: 1) the minimum system costs, in effect to provide a customer with a single kWh of electricity which should be recovered through the customer charge, and 2) demand related costs to recover the additional infrastructure costs for when a customer uses more than a single kWh, which should be recovered through the usage component. The distribution system is sized to handle the customers' peak demands and the cost above the minimum system is recovered through the usage component (for residential customers this is included in the kWh charge).

The first step in identifying the cost related to the minimum system is obtaining information on the number and current replacement costs of HL&P distribution system. For example: UFS used information on the number and size of all the poles and the cost to replace the poles. The minimum size pole was identified and the cost to construct HL&P's system at the minimum sizing was determined. This process was completed for all HL&P's distribution system, including overhead and underground conductors and devices, line transformers, etc. Based on this methodology, 51% of HL&P's total distribution costs should be recovered by the usage component and 49% recovered in the fixed customer charge component.

### **Direct Charges**

Costs related to maintaining a customer's account. These costs include the cost to operate and maintain the meter, including meter installation, meter repair and replacement costs, the cost to read the meter, billings and collections, customer service personnel to assist with questions and maintain the account, and the cost of the "service drop" to connect the home to the distribution line. These costs are direct costs of serving a residential account.

## 3. Functionalization of Costs

Delivery of electricity consists of many components that bring electricity from the power supply facilities to the communities and eventually into customer facilities. The facilities consist of four major components: transmission, distribution, customer-related services, and administration. Following are general descriptions of each of these facilities and the sub-breakdowns within each category.

### Transmission

The transmission system is comprised of four types of subsystems that operate together:

- 1) Backbone and inter-tie transmission facilities are the network of high voltage facilities through which a utility's major production sources are integrated.
- 2) Generation set-up facilities are the substations through which power is transformed from a utility's generation voltages to its various transmission voltages.
- 3) Sub-transmission plant consists of lower voltage facilities to transfer electric energy from convenient points on a utility's backbone system to its distribution system.
- 4) Radial transmission facilities are those that are not networked with other transmission lines but are used to serve specific loads directly.

Operation of the transmission system also consists of providing certain services that ensure a stable supply of power. These services are typically referred to as ancillary services. The Federal Energy Regulatory Commission (FERC) has defined six ancillary service charges for the use of transmission facilities. For HL&P, these charges will be passed-through charges by the control area operator. Ancillary services consist of the following:

- **Mandatory Ancillary Service Charges:**
  - Reactive Supply and Voltage Control
  - Regulation and Frequency Response Service
  - Energy Imbalance Charges
  - Operating Reserves Spinning
  - Operating Reserves Supplemental
  - Reactive Power Supply
  - Power losses from use of transmission system

#### Terminology of Cost of Service

**FUNCTIONALIZATION** – Cost data arranged by functional category (e.g., power supply, transmission, distribution)

**CLASSIFICATION** – Assignment of functionalized costs to cost components (e.g., demand, energy and customer related).

**ALLOCATION** – Allocating classified costs to each class of service based on each class's contribution to that specific cost component.

**DEMAND COSTS** – Costs that vary with the maximum or peak usage. Measured in kilowatts (kW)

**ENERGY COSTS** – Costs that vary over an extended period of time. Measured in kilowatt-hours (kWh)

**CUSTOMER COSTS** – Costs that vary with the number of customers on the system (e.g. metering costs).

**DIRECT ASSIGNMENT** – Costs identified as belonging to a specific customer or group of customers.

## Distribution

The distribution facilities connect the customer with the transmission grid to provide the customer with access to the electrical power that has been generated and transmitted. The distribution plant includes substations, primary and secondary conductors, poles, and line transformers that are jointly used and in the public right-of-way.

**Substations** typically separate the distribution plant from the transmission system. The substation power transformer “steps down” the voltage to a level that is more practical to install on and under city streets.

**Distribution circuits** are divided into primary and secondary voltages with the primary voltages usually ranging between 35 kV and 4 kV and the secondary below 4 kV.

## Distribution Customer Types

**Sub-transmission customers** are served directly from the substation feeder and bypass both the secondary and primary distribution lines. The charges for this type of customer should reflect the cost of the substation and not include the cost of primary or secondary line charges.

**Primary customers** are typically referred to as customers who have purchased, owned, and maintained their own transformers that convert the voltage to the secondary voltage level. The rates for these customers should reflect the cost of substations and the cost of primary distribution lines and not include the cost of secondary line extensions.

**Secondary customers** have the services provided by the utilities directly into their facilities. The utility provides the customer with the transformer and the connection on the customers’ facilities.

## Customer-Related Services

Certain administrative-type services are necessary to ensure customers are provided service connections and disconnections in a timely manner and the facilities are in place to read meters and bill for customer usages. These services typically consist of the following components:

- Customer Services – The cost of providing personnel to assist customers with questions and dispatch personnel to connect and disconnect meters.
- Billing and Collections – The cost of billing and collections personnel, postage, and supplies.
- Meter Reading – The cost of reading customers’ meters.
- Meter Operation and Maintenance – The cost of installing and maintaining customer meters.

## Administrative Services

These costs are sometimes referred to as overhead costs and relate to functions that cannot be directly attributed to any service. These costs are spread to the other services through an allocator such as labor, expenses, or total rate base. These costs may consist of City Commission expenses, property insurance, and wages for higher level management of the utility.

## System Losses

As energy moves through each component of the transmission and distribution system, some of the power is lost and cannot be sold to customers. Losses vary based on time of day and season. Typically, as system usage increases or ambient temperature increases, the percentages of losses that occur also increase. These losses are recovered from distribution customers through an analysis of the peak losses that occur in the system. The average system losses and unaccounted for energy for HL&P are approximately 5.5%. (Typical municipal system losses are approximately 5.4%)

#### 4. Unbundling Process

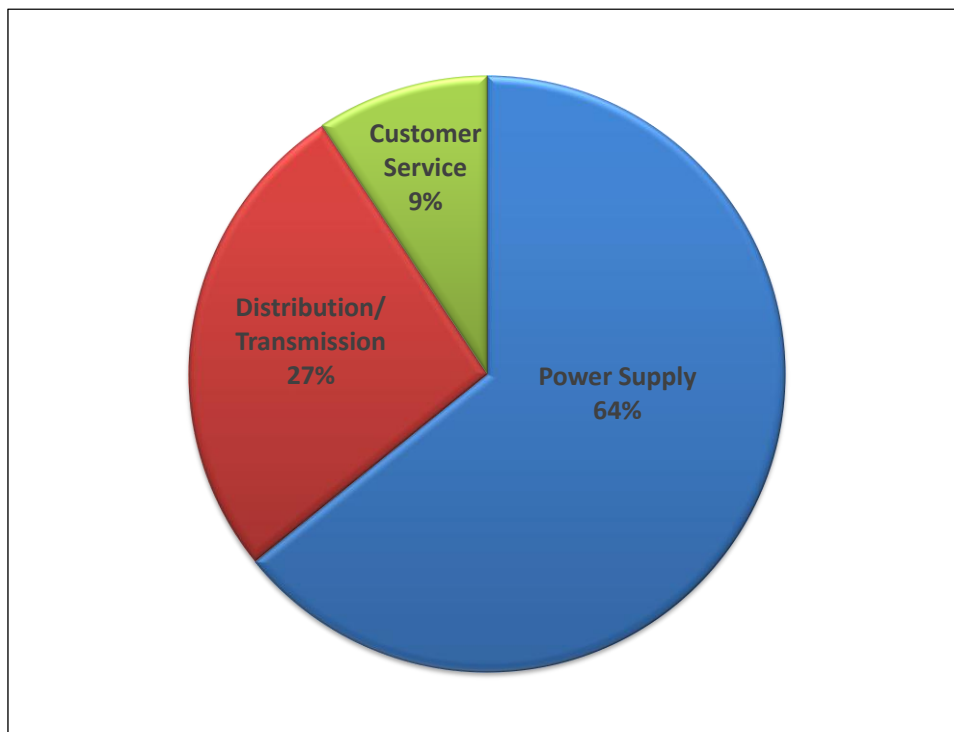
The cost of power supply, distribution, and customer services are identified as part of the unbundling process and are the first step in determining unbundled charges to customers. The total revenue requirements of \$30.74M are separated into four categories identified in Table 16.

**Table 16 – Breakdown of HL&P Cost Structure**

Expense Type	Amount	Percentage
Power Supply	\$ 19,729,955	64%
Distribution/Transmission	8,149,815	27%
Customer Service	2,862,916	9%
Total	\$ 30,742,685	100%

HL&P is projected to expend 64% of its total costs toward power supply. Distribution/transmission-related costs are 27%, and customer service 9%. These components are broken down into each of the subcomponents and are identified in the following sections.

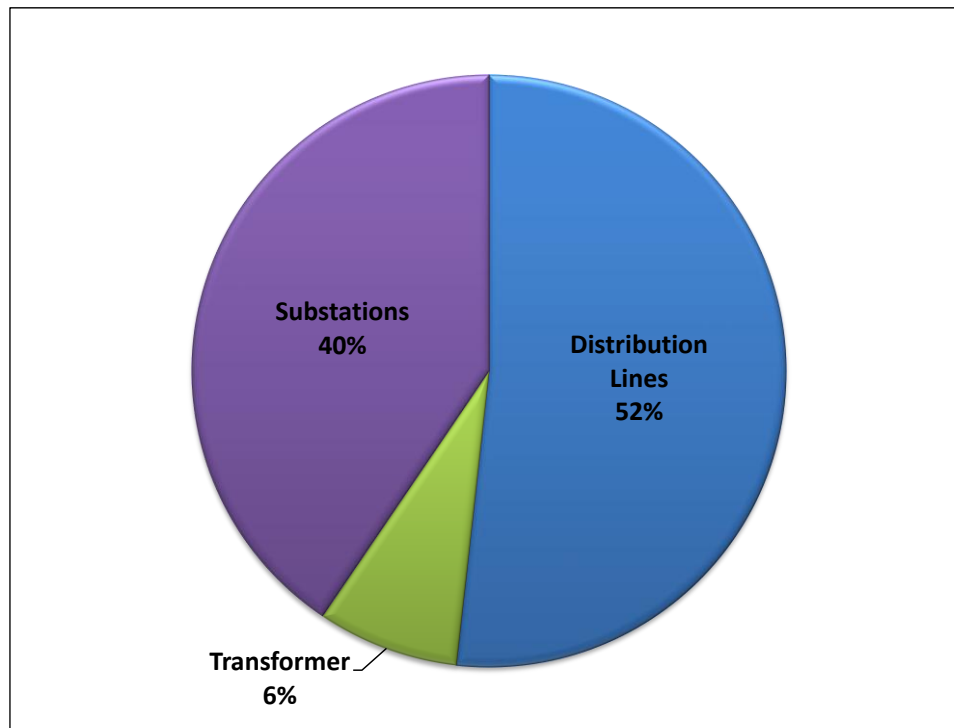
**Figure 1 – Breakdown of HL&P Cost Structure**



## Distribution Breakdown

Distribution rates consist of several different components. Total distribution-related costs of \$8.15M for 2025 are broken down into the main components including substations, transformers, and distribution lines. Figure 2 shows the breakdown of distribution components identified in the study.

**Figure 2 – Breakdown of Distribution Costs**

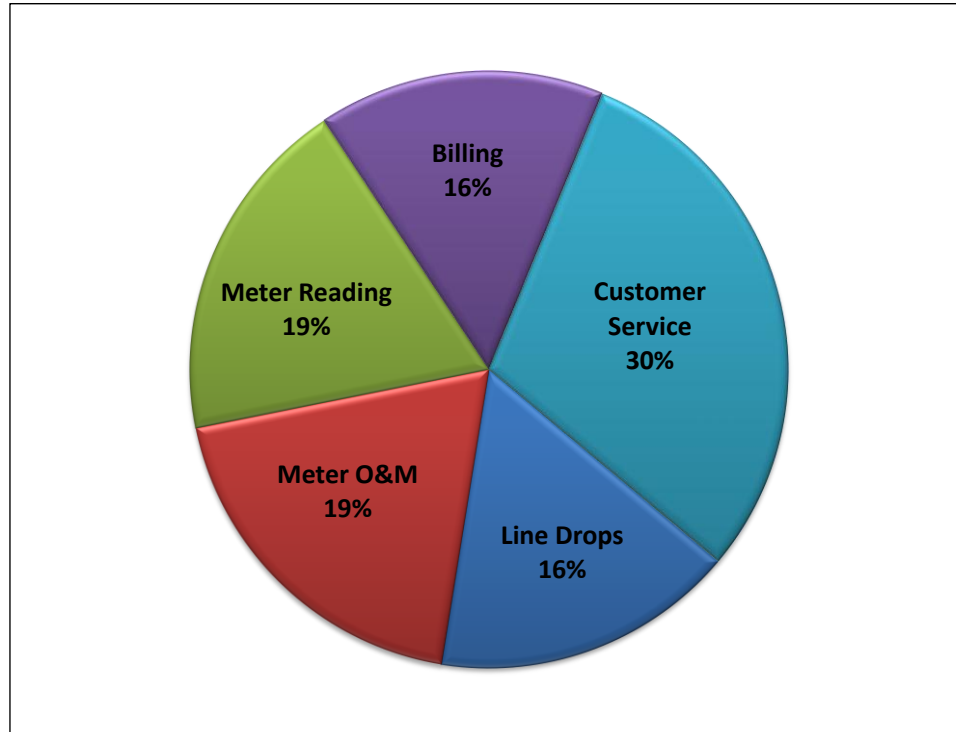


Each of these components is allocated to customer groups based on certain factors established in the study. These factors are based on the efficiency of each customer class and the time of day or the season the electricity is used. Other factors are also considered, such as the length of line extensions to reach certain customer classes.

### Customer-Related Cost Breakdown

HL&P total expenses for customer-related costs are \$2.86M for 2025. The cost is broken down into the components identified in Figure 3.

**Figure 3 – Breakdown of Customer Costs**



### Power Supply Cost Breakdown

Power supply costs for 2025 were made up of purchased power and fuel and internal generation expenses.

## 5. Significant Assumptions

This section outlines the procedures used to develop the cost of service and unbundling study for HL&P and the related significant assumptions.

### Forecasted Operating Expenses

Forecasted expenses were based on 2022 and 2023, 2024 budget adjusted for power supply costs and inflation. The table below is a summary of the expenses used in the analysis. The projected operating expenses include an adjustment for any city contributions.

**Table 17 – Projected Operating Expenses for 2025 – 2029**

Description	Projected 2025	Projected 2026	Projected 2027	Projected 2028	Projected 2029
<b>Operating Expenses:</b>					
Purchases					
Purchased Power (Cost of Sales and Service)	\$ 12,594,117	\$ 13,447,676	\$ 14,481,545	\$ 14,985,915	\$ 15,570,075
Energy Rebates	60,665	63,319	65,201	65,510	66,084
Purchase Power Direct - Jordanelle Energy	1,712,507	1,826,195	1,947,431	2,005,854	2,066,030
System Control and Load Dispatching	989,092	1,054,755	1,124,777	1,158,520	1,193,276
Production					
Gas Generation Fuel	\$ 2,379,917	\$ 2,484,031	\$ 2,557,872	\$ 2,569,999	\$ 2,592,511
Gas Generation O&M	679,791	724,921	773,046	796,237	820,124
Other Operating Expenses (Revenues)					
Salaries, Wages, Benefits	\$ 1,488,306	\$ 1,587,111	\$ 1,692,474	\$ 1,743,249	\$ 1,795,546
Professional Services	252,126	268,864	286,713	295,315	304,174
Maintenance and Training	5,945,122	6,339,802	6,760,684	6,963,504	7,172,409
Materials	202,417	215,855	230,185	237,091	244,204
Building Expenses	55,153	58,814	62,719	64,600	66,539
Office Expense and Postage	169,957	181,240	193,272	199,070	205,042
Vehicle Expense	578,607	617,020	657,982	677,721	698,053
Bad Debt Expense	28,754	30,663	32,699	33,680	34,690
Miscellaneous	345,320	368,245	392,692	404,472	416,606
Depreciation Expense	3,620,492	3,757,903	3,889,549	4,053,476	4,447,364
Depreciation on Impact Fee Related Capital	1,027,396	1,093,260	1,158,994	1,220,347	1,258,399
Contributed Capital Depreciation	895,744	975,744	1,055,744	1,135,744	1,215,744
<b>Total Operating Expenses</b>	<b>\$ 33,025,483</b>	<b>\$ 35,095,417</b>	<b>\$ 37,363,578</b>	<b>\$ 38,610,304</b>	<b>\$ 40,166,870</b>

Power supply costs from 2025 – 2029 are based on HL&P's current charges adjusted for system growth factors and inflation.

### Load Data

Load data is one of the most critical components of a cost of service study. Information from the billing statistics were used to determine the usage patterns of each customer class after reconciling revenues with financial statements to ensure a good basis for development of the study.



## Annual Projection Assumptions

The kWh sales forecast is based on FY2023 actual adjusted for growth. Table 18 details growth, inflation of expenses, changes in purchase power costs, interest earned on investments.

**Table 18 – Projection Annual Escalation Factors 2025 – 2029**

Calendar Year	Inflation	Growth	Power	Investment	Capital	
			Supply Cost Change	Income	Improvements Plan	Impact Fees
2025	6.6%	5.0%	5.2%	0.5%	\$ 16,797,000	\$ 3,000,000
2026	6.6%	2.3%	4.4%	0.5%	14,163,750	3,000,000
2027	6.6%	4.6%	3.0%	0.5%	13,869,000	3,000,000
2028	3.0%	3.0%	0.5%	0.5%	15,264,000	3,000,000
2029	3.0%	3.0%	0.9%	0.5%	25,597,000	3,000,000

## System Loss Factors

Losses occurring from the transmission and distribution of electricity can vary from year to year depending upon weather and system loading. The distribution loss factor used for the cost of service study was based on historic losses at 5.5%.

## Revenue Forecast

The revenue forecast was based on FY2023 usages adjusted for growth rate assumptions.

## 6. Considerations and Additional Information

### HL&P Financial Considerations

- HL&P is projected to require increases in rates charged to customers in order to move toward financial targets over the projection period.

Calendar Year	Projected Rate Adjustments	Debt Coverage Ratio	Adjusted Operating Income	Target Operating Income	Projected Cash Balances	Recommended Minimum Cash
2025	13.0%	0.80	\$ 3,625,927	\$ 4,153,373	\$ 29,910,394	\$ 16,570,554
2026	3.5%	1.37	6,877,617	4,752,057	22,665,931	17,202,536
2027	3.5%	1.42	8,059,881	5,277,714	26,267,715	18,271,753
2028	3.5%	1.67	9,418,933	5,877,475	20,031,791	18,575,674
2029	3.5%	1.59	10,676,691	6,930,146	21,754,979	20,113,185

- Cash balances fall below the minimum in 2026 and continue to decrease without changes in rates. Projected cash balances are below the recommended minimums during the projection period and HL&P's required minimum cash reserve.
- Debt Coverage Ratio is below the recommended minimum levels throughout the projection period without changes in rates.
- Current rate related revenues are projected to result in the operating income to be below the target for each year. Meeting the operating income target indicates current rates are fully funding system revenue requirements and future replacement cost of current infrastructure.
- Infrastructure of HL&P is newer than the national average. The infrastructure in total is approximately 44% compared with the national average between 50% - 55%. This indicates HL&P has newer infrastructure.
- HL&P system losses are average, resulting in average power supply costs for customers. The average system losses and unaccounted for energy for HL&P are approximately 5.5% compared to typical municipal system losses of approximately 5.4%.

### Rate-Related Considerations

- The cost-based residential customer charge represents 49% of the fixed cost of delivery of electricity.
- Customer charges are under-recovering for all customer classes. The table below compares the current customer charges with the cost-based customer charge. It is recommended that movements toward the cost-based customer charge occur with the additional revenue used to lower the energy rates for customers in the class.

Customer Class	Current Average Customer Charge	COS Customer Charge
Street Lighting	\$ -	\$ 896.17
Yard Lighting	-	890.34
Residential Pumping	26.00	40.60
Small General Service	24.70	47.94
Small General Service Pumping	38.50	58.39
Medium General Service	145.00	193.93
Medium General Service Pumping	145.00	201.81
Large General Service	342.00	471.15
General Service Net Metering	-	51.07
Electric Vehicle Charging	17.90	22.77
Residential Demand	17.90	22.73
Residential Demand over 400 AMPS	33.90	39.74
Residential TOU Demand	17.90	22.72

- Power Cost Adjustment (PCA) mechanism is proposed to be suspended for the 2025 rate year and reinstated for the 2026 rate year. This will allow HLP to adjust the base rate structures without additional variations in customer bills due to fluctuations in power supply cost.
- HL&P may consider movements toward cost of service. The cost of service study indicates a variance exists between revenues and costs for certain rate classes. The study results are listed below:

Customer Class	Cost of Service	Projected Revenues	% Change
Street Lighting	\$ 156,140	\$ -	0.0%
Yard Lighting	20,004	17,523	14.2%
Residential Pumping	26,198	15,944	64.3%
Small General Service	3,730,700	3,379,842	10.4%
Small General Service Pumping	122,789	93,317	31.6%
Medium General Service	4,166,155	3,746,011	11.2%
Medium General Service Pumping	367,347	267,852	37.1%
Large General Service	2,631,381	2,207,807	19.2%
General Service Net Metering	12,352	8,706	41.9%
Electric Vehicle Charging	161,263	134,551	19.9%
Residential Demand	18,472,045	16,115,838	14.6%
Residential Demand over 400 AMPS	241,474	231,932	4.1%
Residential TOU Demand	543,899	480,870	13.1%
Contract Customer 1	90,938	39,394	130.8%
Total	\$ 30,742,685	\$ 26,739,586	15.0%

---

## Agenda Item 1: Consent Agenda Board Minutes

---



Board Meeting January 24, 2023

---

---

## Agenda Item 1: Consent Agenda Board Minutes

---



Board Meeting January 24, 2023

---

---

## Agenda Item 1: Consent Agenda Board Minutes

---



Board Meeting January 24, 2023

---