

UTA Board of Trustees Meeting

February 12, 2025



Call to Order and Opening Remarks



Pledge of Allegiance



Safety First Minute

Agenda Item 3.



Public Comment

- Live comments are limited to 3 minutes per commenter
- Live comments may be heard from in-person attendees as well as Zoom attendees
- For comments via Zoom, use the “raise hand” function in Zoom to indicate you would like to make a comment
- Public comment was solicited prior to the meeting through alternate means, including email, telephone, and the UTA website
- Any comments received through alternate means were distributed to the board for review in advance of the meeting



Consent Agenda

a. Approval of January 29, 2025, Board Meeting Minutes



Recommended Action

(by acclamation)

Motion to approve the consent agenda.



Reports



Legislative Update and Potential Action on Proposed Legislation



Recommended Action

(by acclamation)

Motion to support the proposed legislation, as presented:

- *SB195 Transportation Amendments*



Executive Director Report



2024 Ridership Report





Strong Transit Investment Year

- Determined **UTA's \$1=\$5.11 ROI on Utah's economy** through third-party study
- Kicked off construction on the **Midvalley Express (MVX)** and secured a **\$62.8 million** federal grant
- Developed the **10-Year Capital Plan and 5-Year Service Plan** that will **add 9 million service miles** to the UTA system
- Met 80% FrontRunner peak ridership threshold for **federal capital investment grant eligibility**
- Awarded **Stadler U.S.** contract to build up to **80 light rail vehicles** for replacement and expansion of UTA's TRAX fleet
- Showcased transit's role for the **2034 Winter Games**
- **Refinanced \$432.9M** of Build America bonds



Positive Ridership Highlights

- **UTA On Demand** innovative mobility service reached one million boardings
- **Ogden Express (OGX)**, celebrated its one-year anniversary with nearly one million boardings
- Reached **30-year historical high for Vanpool** groups and vehicles, including ski resort partnership (employee transportation)
- **4% Ski Bus 2023-2024 season ridership increase** and exceeded 400,000 boardings
- Moved **57,300 riders in one weekend** at Warriors Over Wasatch air show, the Arts Festival, and George Strait concert at Rice Eccles Stadium
- Overall **public favorability score of UTA** increased from 68% to 74%



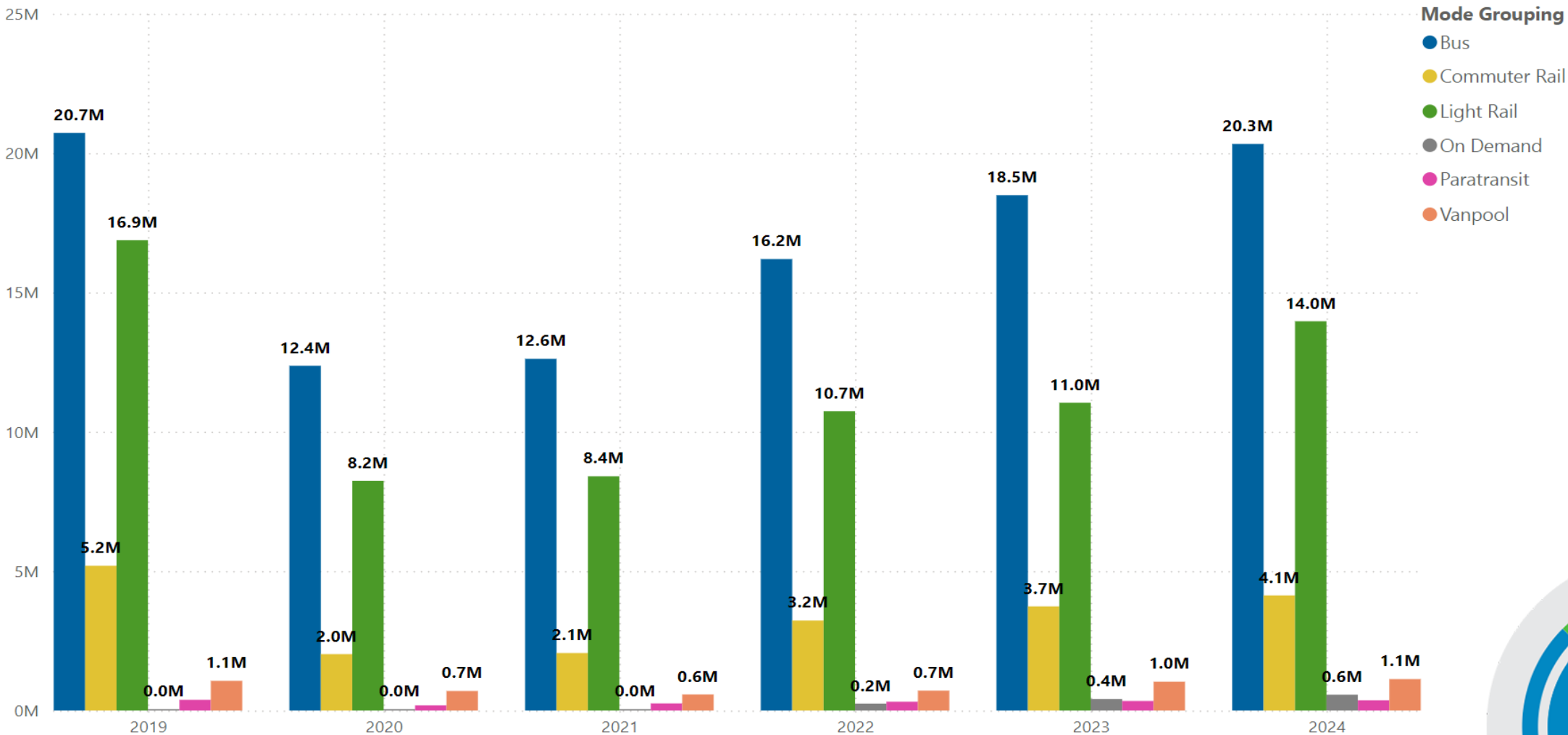
High Gains in 2024 Ridership

Service Type	2023 Ridership	2024 Ridership	Year Over Year Change
All UTA Services	35,059,930	40,478,945	+15.5%
Bus Service	18,079,307	20,163,298	+10.1%
Commuter Rail	3,736,621	4,128,459	+10.5%
Light Rail	10,677,306	13,509,954	+26.5%
Streetcar	366,423	454,887	+24.1%
Paratransit	343,532	366,096	+6.6%
Vanpool	1,033,123	1,127,566	+9.1%
Microtransit	415,010	567,908	+36.8%




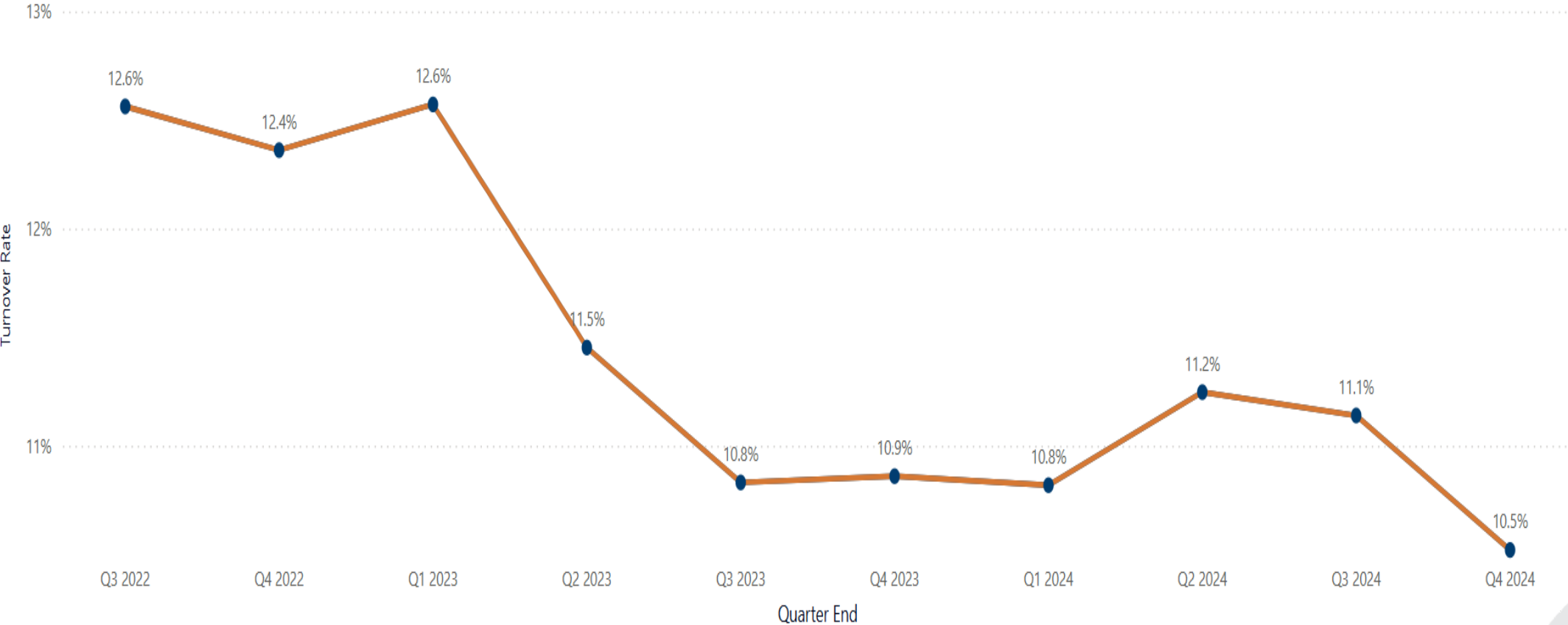
Ridership Recovery Since 2019

YTD Total Ridership by Year & Mode, Active Filters: All Service Type



Workforce Stability – 12-Month Rolling Turnover Rate

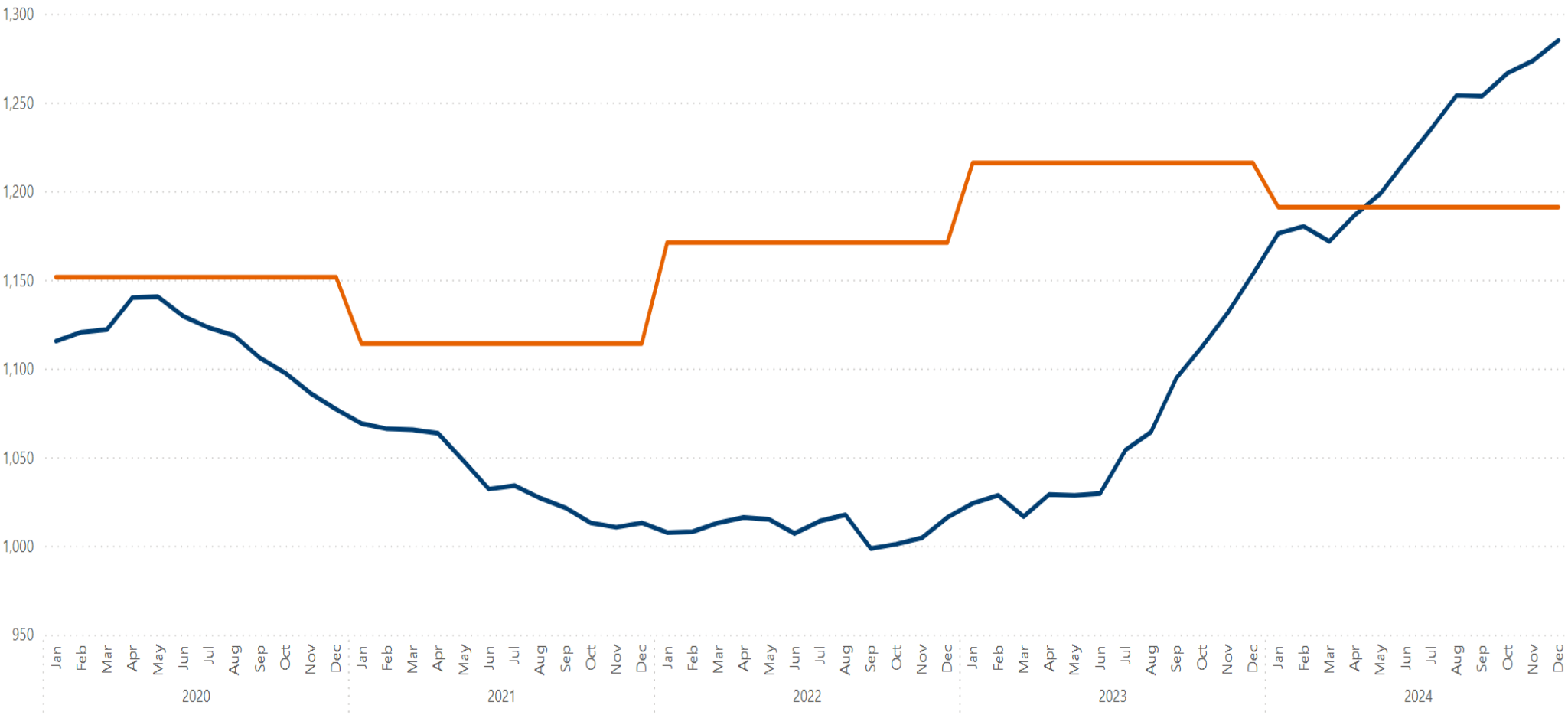
● Slicer Selections Turnover Rate ● Overall UTA Turnover Rate



Operator Headcount vs. Actual

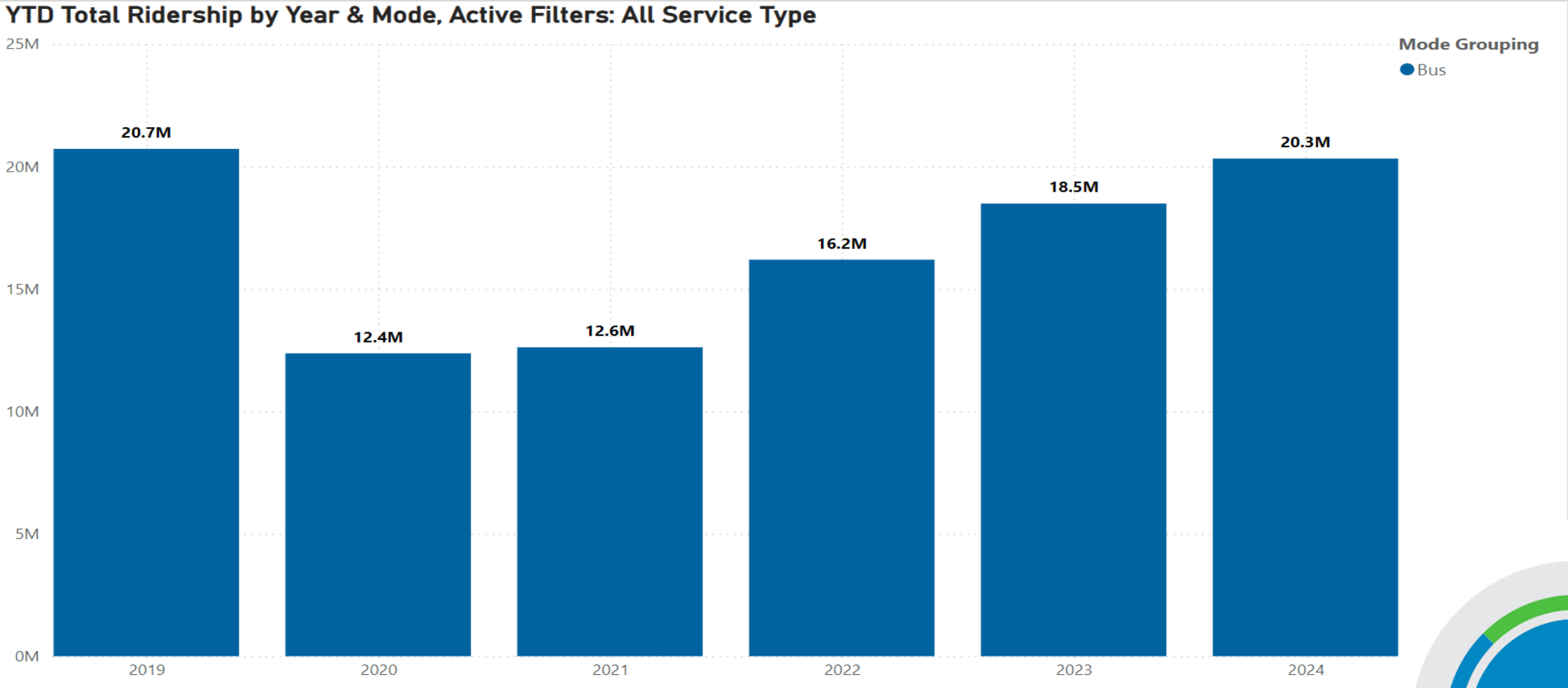
Does not include Trainee Operators

Actual Budget



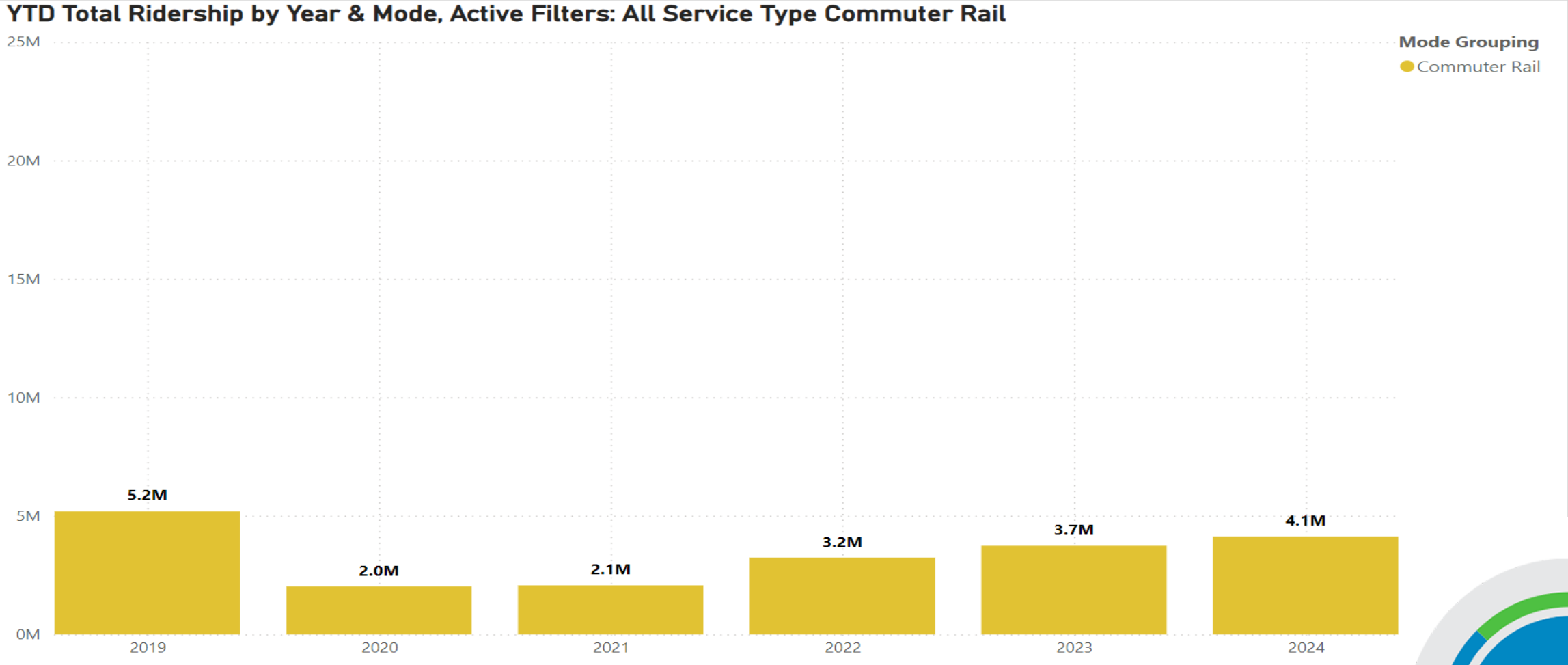
Bus – Fastest Recovery

UTAH TRANSIT AUTHORITY



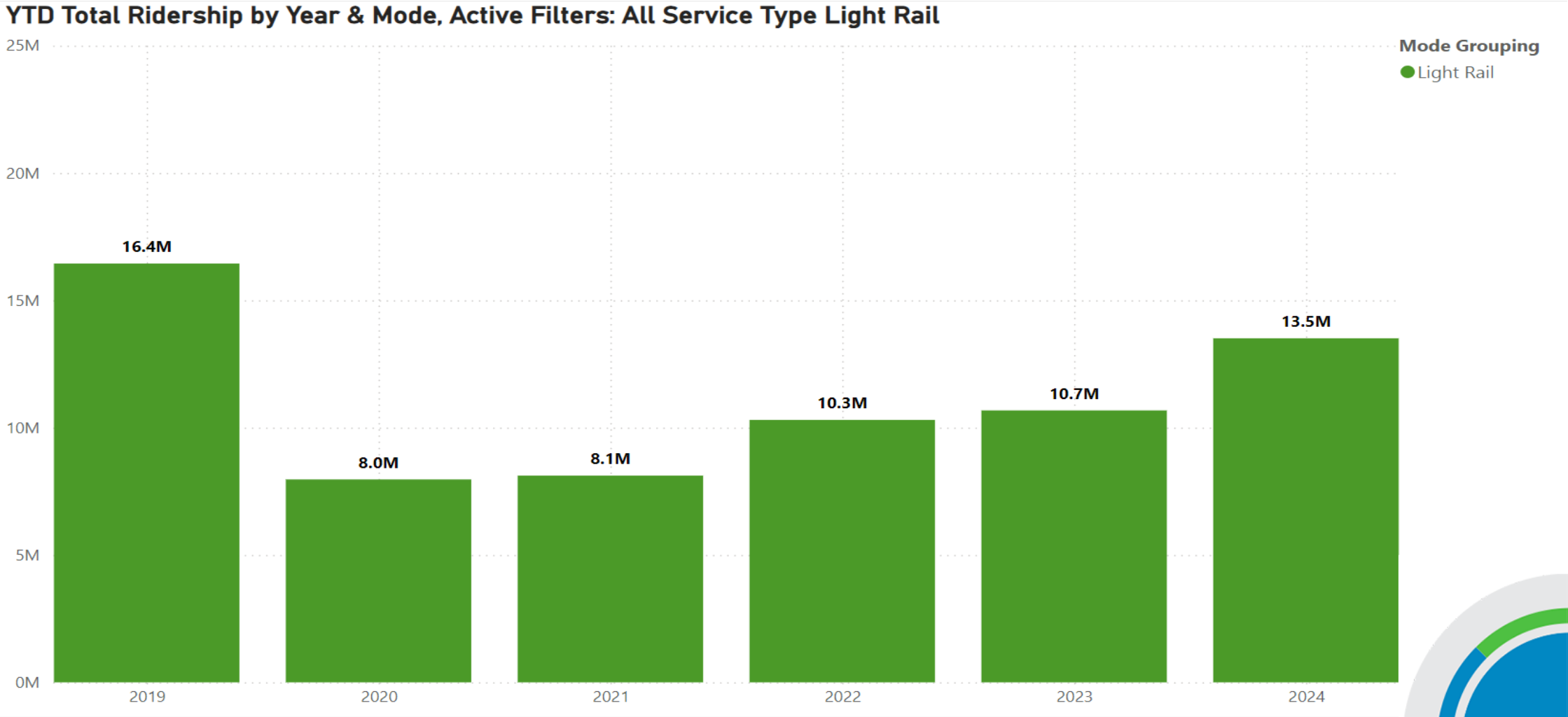
Commuter Rail – Steady Climb

UTAH TRANSIT AUTHORITY



TRAX Light Rail – Post-SGR Bounce Back

UTAH TRANSIT AUTHORITY



2025 Ridership Opportunities

- Strategic target to **increase ridership by 11%**
- **Adding and restoring service** and frequency across the entire system on April Change Day
- Expanding **UTA On Demand service to west Provo**, including Provo Airport
- Opening a **new TRAX station in South Jordan at Daybreak Field** in time for the Salt Lake Bees first pitch
- Launching 15-minute service or faster **Go Route buses** in Salt Lake City



2025 Ridership Opportunities

- **Extra ski service** with Canyon Service contracted routes
- Adding a **new Utah Valley Express (UVX) 900 East station** on BYU campus
- Installing **new ticket and tap machines** and **upgrading payment technology** across the system
- Improving detours processes for **significant SGR** this summer



UTA Recognition – Officer Shaun Wihongi



Agenda Item 6. b.

Strategic Plan Minute: Moving Utahns to a Better Quality of Life





Strategic Plan Minute

Feb 12, 2025



Agenda Item 6. c.



Moving Utahns to a Better Quality of Life



Strategic Initiatives:

Assault Awareness and
De-escalation Training

Achievements:

- 926 Team Members Trained
- 73% of All Operators Trained
- Training Developed and Taught by Peers



Financial Report – Preliminary December 2024



Preliminary Monthly Operating Financial Report: December 2024

February 12, 2025



Agenda Item 6. d.


Utah Transit Authority

Preliminary Board Dashboard: Dec 31, 2024

Financial Metrics	Dec Actual	Dec Budget	Fav / (Unfav)	%	YTD Actual	YTD Budget	Fav / (Unfav)	%
Sales Tax (Nov '24 mm \$)	\$ 37.8	\$ 42.7	\$ (4.95)	● -11.6%	\$ 447.0	\$ 446.1	\$ 0.89	● 0.2%
Fare Revenue (mm)	\$ 3.6	\$ 3.5	\$ 0.07	● 2.1%	\$ 39.0	\$ 38.0	\$ 1.03	● 2.7%
Operating Exp (mm)	\$ 35.8	\$ 36.1	\$ 0.39	● 1.1%	\$ 416.0	\$ 425.5	\$ 9.52	● 2.2%
Subsidy Per Rider (SPR)	\$ 10.46	\$ 12.06	\$ 1.60	● 13.3%	\$ 9.31	\$ 10.78	\$ 1.47	● 13.6%
UTA Diesel Price (\$/gal)	\$ 2.37	\$ 4.03	\$ 1.66	● 41.2%	\$ 2.58	\$ 4.03	\$ 1.45	● 36.0%
Operating Metrics	Dec Actual	Dec-23	F / (UF)	%	YTD Actual	YTD 2023	F / (UF)	%
Ridership (mm)	3.08	2.82	0.3	● 9.2%	40.48	35.06	5.4	● 15.5%
Energy Cost by Type (Monthly Avg YTD)								
	Diesel Bus (Cost per Mile)				\$ 0.54			
	Diesel CR (Cost per Mile)				\$ 4.52			
	Unleaded Gas (Cost per Mile)				\$ 0.37			
	CNG (Cost per Mile)				\$ 0.36			
	Bus Propulsion Power (Cost per Mile)				\$ 0.60			
	TRAX Propulsion Power (Cost per Mile)				\$ 0.80			

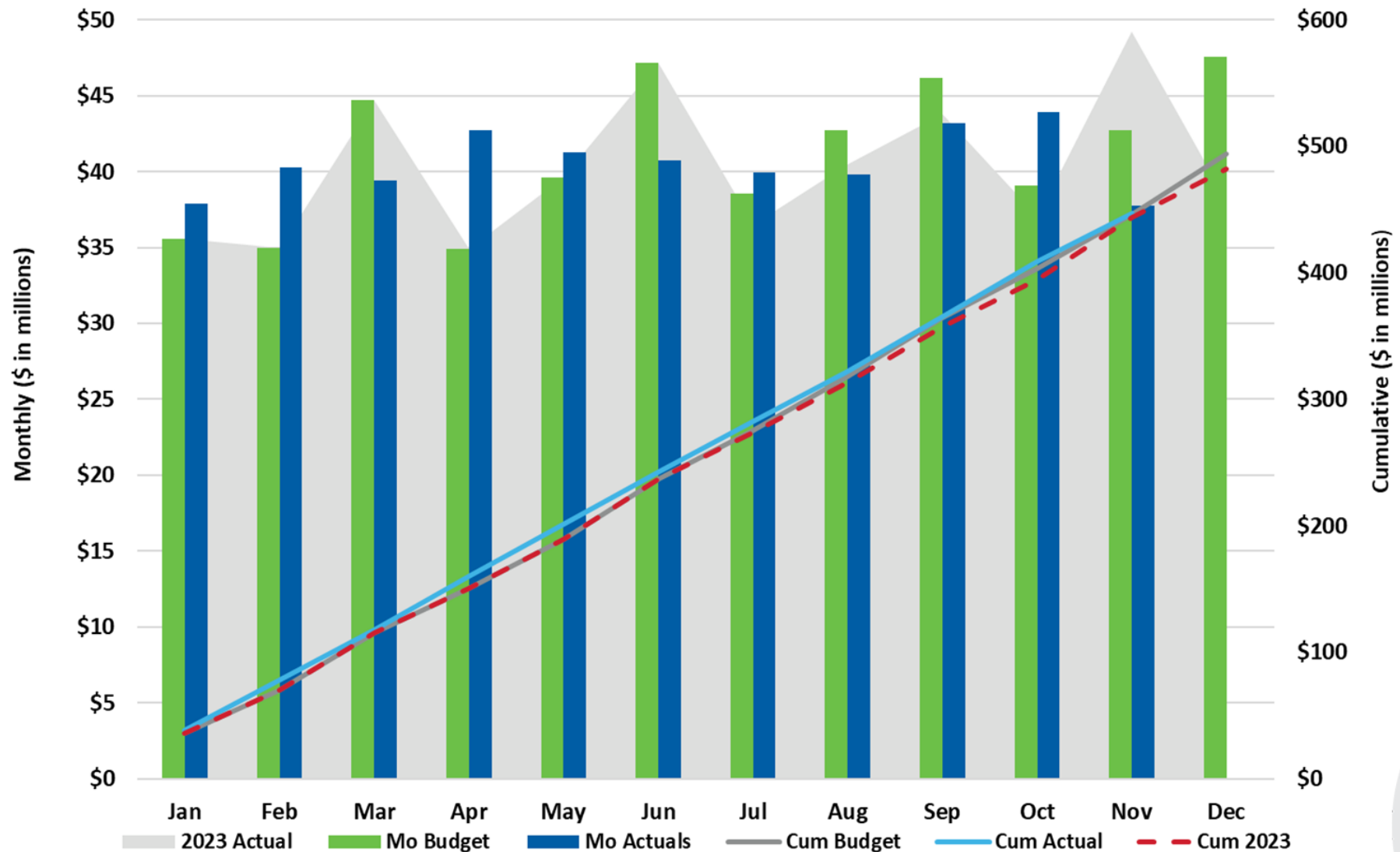
"Sales Tax" lists the amount of sales tax revenue received for the month listed in bold. All other data reflects the month listed in the table title.

Agenda Item 6. d.



2024 Sales Tax

November YTD Variance \$885.2K / 0.2% Above Budget

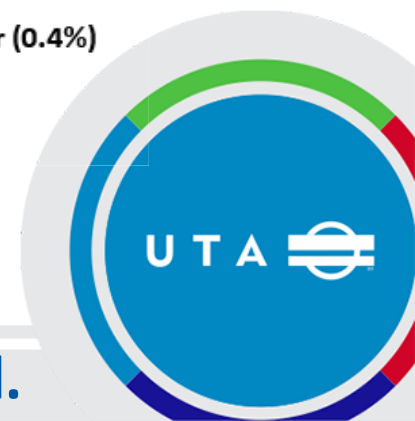
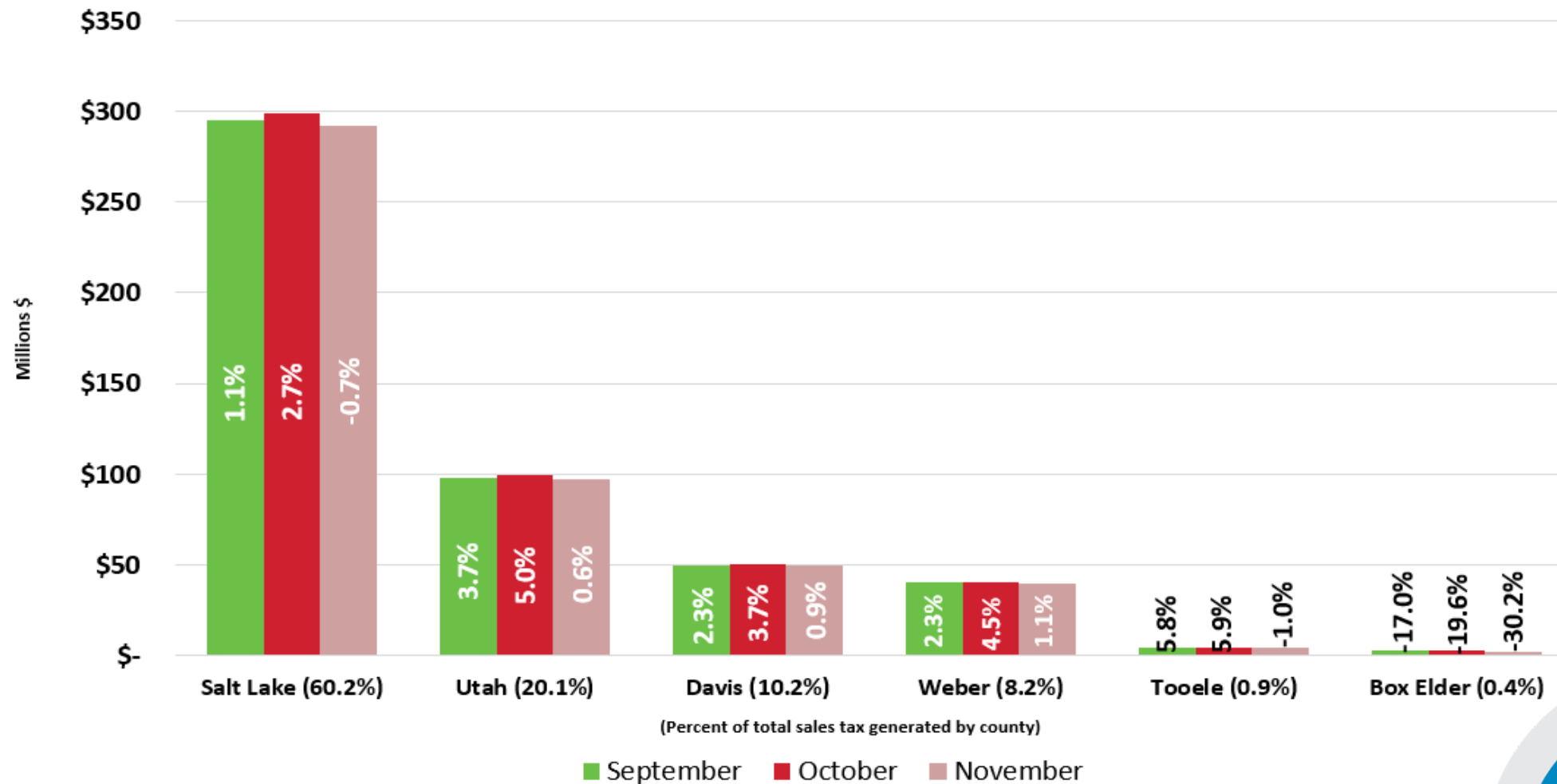


Agenda Item 6. d.

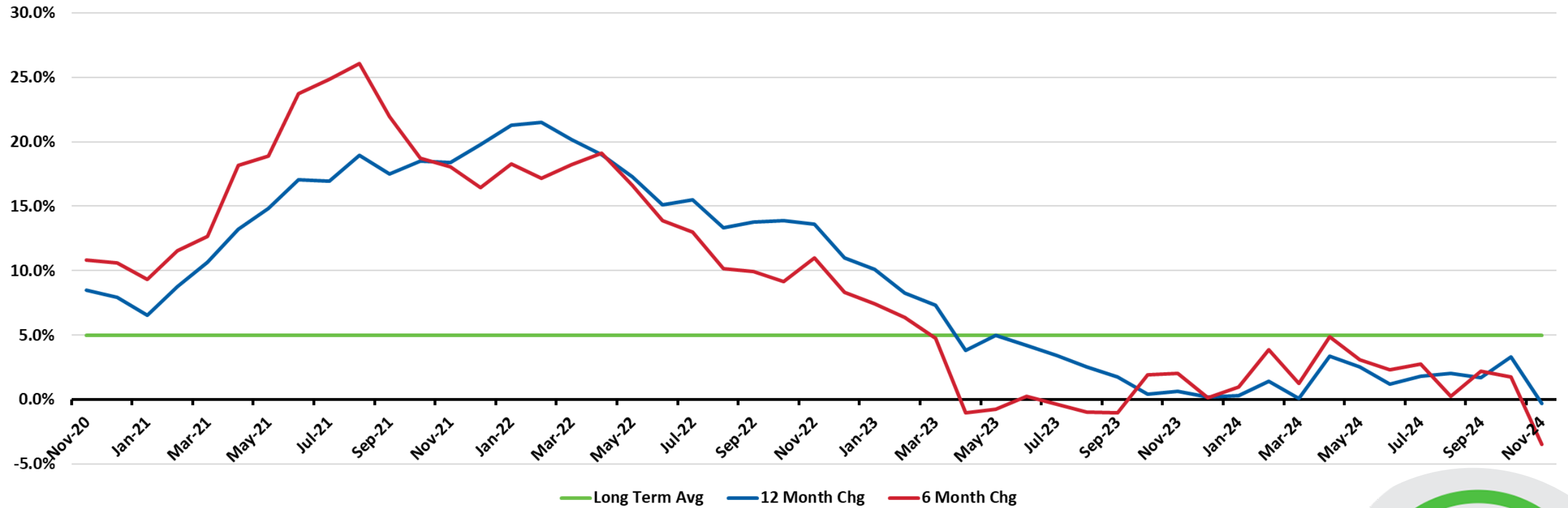


Sales Tax Collections


YoY Percentage Change by month ended November 30, 2024



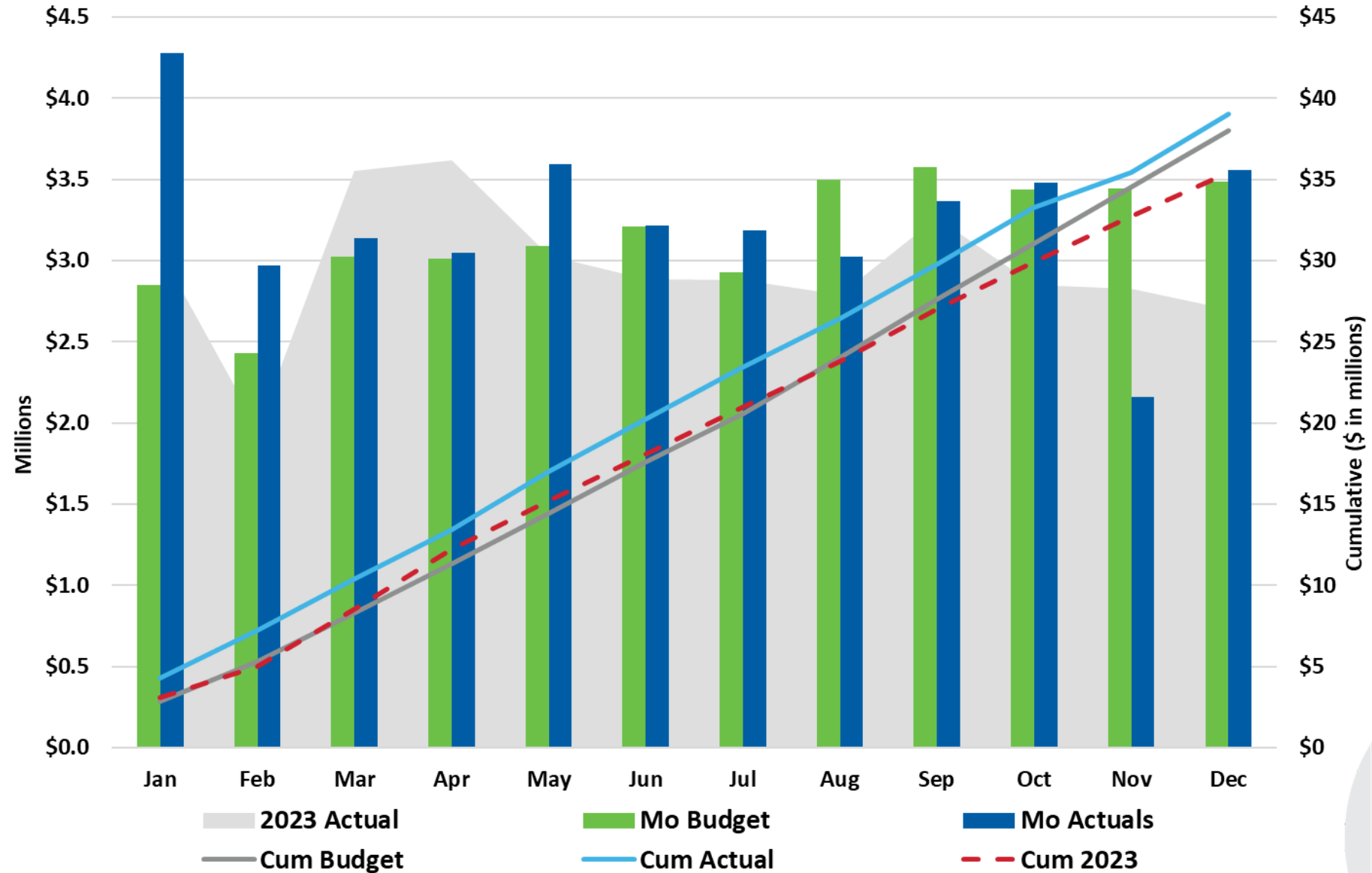
UTA Sales Tax Growth 2020 - 2024



Agenda Item 6. d.



2024 Passenger Revenue Dec YTD \$1.0M / 2.7% > Budget



Agenda Item 6. d.



FTE Report: December 2024

	<h2>FTE Report</h2>	Dec-24
---	---------------------	--------

Administrative FTE	Budget	Dec-24 Budget vs. Actual			Vacancy Rate		
		Actual	Variance	Vacancy Rate	Prior Month	Start of Year	Prior Year
Admin Depts	633.9	607.0	26.9	4.2%	3.8%	4.2%	7.1%
Operating Depts	384.0	367.5	16.5	4.3%	4.0%	4.3%	2.5%
Subtotal	1,017.9	974.5	43.4	4.3%	3.9%	4.3%	5.4%

Bargaining Unit FTE	Budget	Vacancy Rate			Vacancy Rate	Vacancy Rate	Prior Year
		Actual	Variance	Rate			
Admin Depts	47.0	52.0	-5.0	-10.6%	-55.3%	-10.6%	-54.8%
<i>Operating Modes</i>							
Bus	1078.0	1,164.5	-86.5	-8.0%	-7.0%	-8.0%	3.5%
Light Rail	285.0	285.0	0.0	0.0%	1.4%	0.0%	-4.9%
Commuter Rail	103.0	106.0	-3.0	-2.9%	-4.9%	-2.9%	3.9%
Riverside	157.0	157.5	-0.5	-0.3%	-1.0%	-0.3%	4.7%
Asset Mgt	186.0	174.0	12.0	6.5%	7.0%	6.5%	11.4%
Subtotal	1,856.0	1,939.0	-83.0	-4.5%	-4.9%	-4.5%	1.8%

Total FTE	2,873.9	2,913.5	-39.6	-1.4%	-1.8%	-1.4%	3.0%
------------------	----------------	----------------	--------------	--------------	--------------	--------------	-------------

Agenda Item 6. d.



Preliminary December 2024 YTD Financial Results



OPERATING FINANCIALS

December 2024 YTD

FISCAL YEAR 2024 Dollars In Millions	YEAR-TO-DATE RESULTS					
	Prior Year Actual	Current Year				
		Actual	Budget	Variance		
Revenue						
Sales Tax (Dec accrual)	\$ 493.3	\$ 499.5	\$ 493.7	\$ 5.8	1.2%	
Fares	35.4	39.0	38.0	1.0	2.7%	
Federal	63.7	55.3	88.0	(32.7)	-37.2%	
Other *	33.6	87.2	22.4	64.7	288.7%	
TOTAL REVENUE	\$ 626.1	\$ 681.0	\$ 642.1	\$ 38.9	6.1%	
Expense						
Salary/Wages	\$ 176.2	\$ 192.6	\$ 188.3	\$ (4.3)	-2.3%	
Overtime	14.5	13.9	13.6	(0.4)	-2.6%	
Fringe Benefits	91.3	101.9	100.6	(1.2)	-1.2%	
Total Compensation	\$ 282.0	\$ 308.4	\$ 302.5	\$ (5.9)	-1.9%	
Services	38.5	41.2	46.0	4.8	10.5%	
Parts	23.8	25.1	25.9	0.8	3.3%	
Fuel	29.7	26.3	35.5	9.2	26.0%	
Utilities	7.4	6.9	7.4	0.4	5.9%	
Other	14.3	19.9	20.9	1.1	5.0%	
Capitalized Cost	(11.6)	(11.7)	(12.6)	(1.0)	7.6%	
TOTAL EXPENSE	\$ 384.1	\$ 416.0	\$ 425.5	\$ 9.5	2.2%	
Debt Service	80.4	81.7	83.3	1.6	1.9%	
Contrib. Capital/Reserves	\$ 177.3	\$ 183.2	\$ 133.2	\$ 50.0	37.5%	

*Does not include Sale of Assets (\$605.1K favorable) or
Non-Cash items

Favorable/(Unfavorable)

Agenda Item 6. d.



Questions?



Capital Program Update December 2024 (Preliminary)

February 12, 2025



Agenda Item 6. d.


Utah Transit Authority

Capital Program: December 31, 2024 (Preliminary)

Chief Office	Dec Actual	Dec Budget	Variance	%	YTD Actual	YTD Budget	Variance	%
People	\$ 5,499	\$ 140,000	\$ 134,501	● 96.1%	\$ 1,861,214	\$ 2,327,000	\$ 465,786	● 20.0%
Executive Director	235,339	239,000	3,661	● 1.5%	1,964,577	2,328,000	363,423	● 15.6%
Planning & Engagement	416,834	782,000	365,166	● 46.7%	3,569,156	5,526,000	1,956,844	● 35.4%
Operations	376,138	1,953,000	1,576,862	● 80.7%	4,424,291	7,022,000	2,597,709	● 37.0%
Enterprise Strategy	776,645	4,911,000	4,134,355	● 84.2%	4,786,033	13,398,000	8,611,967	● 64.3%
Finance	6,004,143	6,442,000	437,857	● 6.8%	23,173,987	32,739,000	9,565,013	● 29.2%
Capital Services	13,386,802	62,600,000	49,213,198	● 78.6%	119,590,981	201,200,000	81,609,019	● 40.6%
Total	\$ 21,201,399	\$ 77,067,000	\$ 55,865,601	● 72.5%	\$ 159,370,239	\$ 264,540,000	\$ 105,169,761	● 39.8%




December YTD Capital Spend (Preliminary)



Top 10 Project Spend 2024 (Preliminary)

Project Number	Project Name	YTD 2024 Actual
MSP253	MSP253 - Mid-Valley Connector	18,316,338
SGR397	SGR397 - TPSS Component Replacement	10,181,394
REV239	REV239 - Rail Car Purchase	10,000,000
REV209	REV209 - Paratransit Replacements	9,921,498
ICI222	ICI222 - Fares Systems Replacement Program	9,098,418
SGR040	SGR040 - Light Rail Vehicle Rehab	7,989,272
SGR385	SGR385 - Rail Replacement Program	6,289,198
REV205	REV205 - Replacement Non-Revenue Support Vehicles	6,015,745
REV211	REV211 - Replacement Buses	4,577,936
SGR393	SGR393 - Grade Crossing Replacement Program	3,823,343
	Total	86,213,141



Questions?



Investment Report Fourth Quarter 2024

February 12, 2025



Agenda Item 6. e.

Investment Review of 2024

Economic Summary Outlook

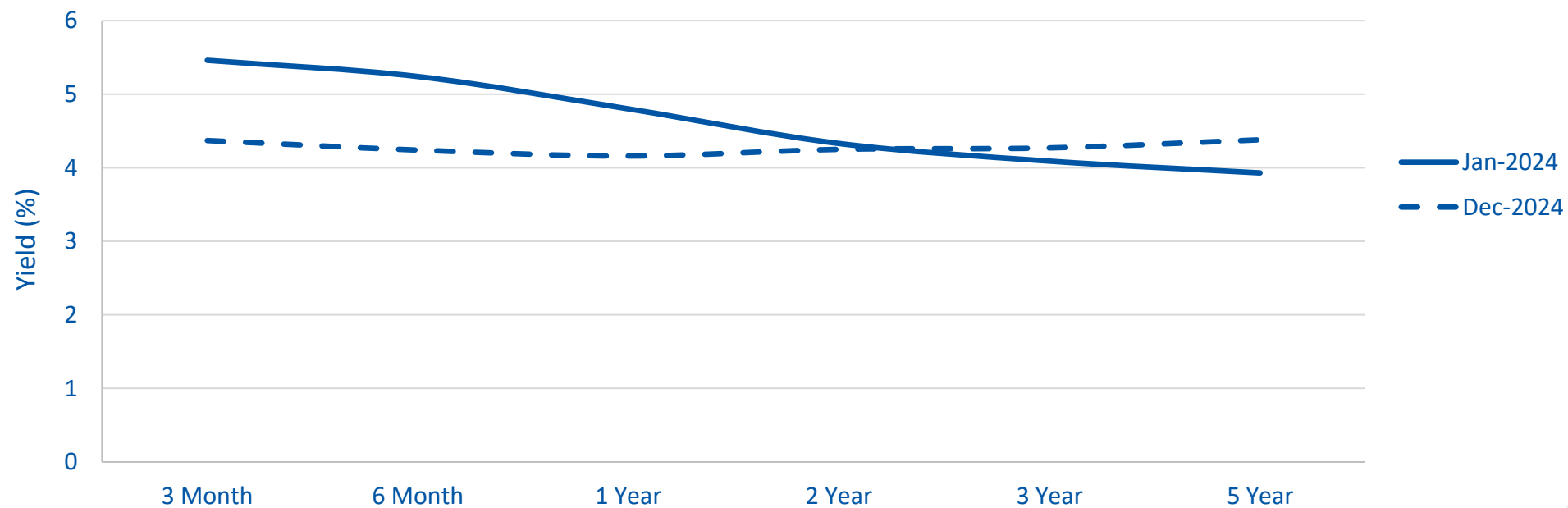
- Inflationary trends have subsided and core levels are above the Federal Reserve's target (2.0%).
- The labor market reflects improved balance between supply and demand.
- Federal reserve made three (3) rate cuts for the Federal Funds target rate – 100 bps.
- U.S. Treasury yields increased from the 2 to 5 maturities toward a *normalized* yield curve.
- Current Federal Funds Target: 4.25%-4.50%

Investment Results

- Portfolio returns for 2024 reduced from an average rate of 5.12% to 4.52%.



U. S. Treasury Yield Curve



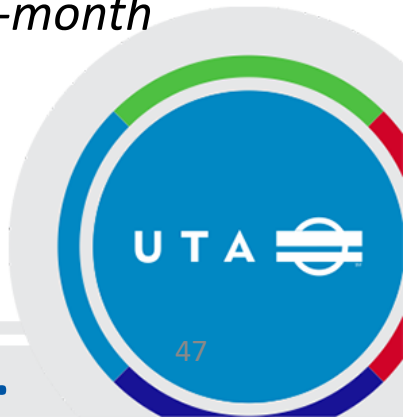
Source: U.S Federal Reserve Statistics



Investments as of Fourth Quarter 2024


Institution	Amount	Yield
Chandler Asset Management	\$248,348,926	4.31%
Public Treasurer's Investment Fund	\$130,265,859	4.88%
Zions Bank	\$23,401,335	4.17%
Zions Corporate Trust	\$39,522,333	4.88%
Totals	\$441,538,453	4.52%

Note: Benchmark Return was 4.65%, the greater of the average rate of return of the three-month U.S. Treasury bills or the average rate of return of Federal Funds rate for the same period.



Interest Earned as of Fourth Quarter 2024


Institution	Q4	YTD
Chandler Asset Management	\$1,588,176	\$5,515,606
Public Treasurer's Investment Fund	\$1,761,641	\$11,355,760
Zions Bank	\$135,170	\$698,801
Zions Corporate Trust	\$862,544	\$3,432,347
Totals	\$4,347,532	\$21,002,515



Benchmark Comparisons Fourth Quarter 2024

Institution	October	November	December
PTIF/Zions Corporate Trust	5.04%	4.87%	4.74%
Chandler Asset Management	4.33%	4.30%	4.31%
Zions Bank	4.40%	4.14%	3.97%
Benchmark Returns*	4.83%	4.64%	4.48%

** Benchmark Returns are the greater of the average rate of return of the three-month U.S. Treasury bills or the average rate of return of Federal Funds rate for the same period.*



Resolutions



**R2025-02-02 –
Resolution Authorizing the Amendment of
Previously Approved Grant Awards and the
Execution of Grant Agreements for
Specified Projects**



Funding Moves			
Project to Add Funding & Execute Grant Agreement	Funding From Original Resolution# & Date	Funding From Original Resolution# & Date	Funding From Original Resolution# & Date
Clearfield Trail MSP208 Total Federal Funds \$553,344	FFY 2019 TAP FrontRunner Bike Racks (ineligible) \$95K federal R2020-03-01 3/11/2020	FFY 2019 CMAQ Passenger Signage (under budget) \$458,344 federal R2020-03-01 3/11/2020	
Bus 3 Point Bike Racks REV211 Total Federal Funds \$181,612	FFY 2019 TAP FrontRunner Bike Racks \$181,612 (ineligible) R2020-03-01 3/11/2020		

Acronym Key	
TAP	Transportation Alternatives Program
CMAQ	Congestion Mitigation Air Quality
CNG	Compressed Natural Gas
RR	Railroad



Funding Moves			
Project to Add Funding & Execute Grant Agreement	Funding From Original Resolution# & Date	Funding From Original Resolution# & Date	Funding From Original Resolution# & Date
Eagle Mountain Park and Ride Lot MSP286 Total Federal Funds \$1,248,594	FFY2019 CMAQ Utah County Bus Stops (using local funds) \$629,303 R2020-03-01 3/11/2020	FFY2023 CMAQ Utah County Bus Stops (using local funds) \$339,601 R2023-07-01 7/12/2023	FFY 2023 Historic Utah Southern RR Trail Study \$279,690 (MAG managed with UDOT) No original resolution – the intent was to return the funds.
CNG Fueling Facility MSP260 Total Federal Funds \$2,000,000 Note: The CNG Fueling Facility will support the vehicles used on the 5600 West Bus Route	FFY 2023 CMAQ 5600 West Bus Route Construction (funds needed on CNG Fueling facility) \$2,000,000 R2024-06-06 6/12/2024		



Recommended Action

(by Roll Call)

Motion to approve R2025-02-02 –
Resolution Authorizing the Amendment of Previously Approved Grant Awards
and the Execution of Grant Agreements for Specified Projects, as presented.



Contracts, Disbursements, and Grants



Contract: Memorandum of Agreement for UTA Legal Counsel and Amendment One to the Memorandum of Agreement (Utah Attorney General's Office)

Recommended Action (by acclamation)

Motion to approve the Memorandum of Agreement and Amendment One to the Memorandum of Agreement with the Utah Attorney General's Office for Legal Counsel, as presented.



Contract: Construction Services Agreement for UVX 900 East Station (Calvin L Wadsworth Construction Company, LLC)

Recommended Action (by acclamation)


Motion to approve the contract with Calvin L Wadsworth Construction Company, LLC for Construction of the 900 East UVX station, as presented.



Change Order: Mid-Valley Bus Rapid Transit (MVX) Construction Change Order 6 - Station Amenity Purchase Authorization (Stacey & Witbeck, Inc.)

Recommended Action (by acclamation)

Motion to approve Change Order Number 6 to the Mid-Valley Bus Rapid Transit Construction contract with Stacey & Witbeck, Inc. for the Purchase of Station Amenities, as presented.



Change Order: On-Call Infrastructure Maintenance Contract Task Order 25-001 - 2025 Project Manager and Construction Manager Fees (Stacey and Witbeck, Inc.)

Recommended Action (by acclamation)

Motion to approve Task Order Number 25-001 to the On-Call Transit Infrastructure Maintenance contract with Stacey and Whitbeck, Inc. for 2025 Project Manager and Construction Manager Fees, as presented.



Change Order: Vehicle Program Management Consultant Services Contract Modification 8 for Increased Services (Mott MacDonald, LLC)

Recommended Action (by acclamation)

Motion to approve Contract Modification 8 to the Vehicle Program Management Consulting Services contract with Mott MacDonald, LLC for increased services, as presented.



Change Order: On-Demand Technologies Master Service Agreement Service Order 05, Amendment 02 - Increased Service Hours in South Salt Lake and South Davis Counties (River North Transit, LLC / Via)

Recommended Action (by acclamation)

Motion to approve Change Order 5, Amendment 2 to the On-Demand Technologies Master Service Agreement with River North Transit, LLC / VIA) for Increased Service Hours in South Salt Lake and South Davis Counties, as presented.



Pre-Procurement

- Bus Electric Vehicle Charger Maintenance Contract
- Bond Underwriting Services Contracts
- Inventory Parts Auto-Purchase-Order Contracts



Discussion Items



Constituent and Customer Service – 2024 Annual Report



2024



CUSTOMER COMMENTS

CINDY MEDFORD
MANAGER OF CUSTOMER SERVICE



Customer Comments



The UTA Customer Service Department is the primary resource for customers to register their questions or concerns.

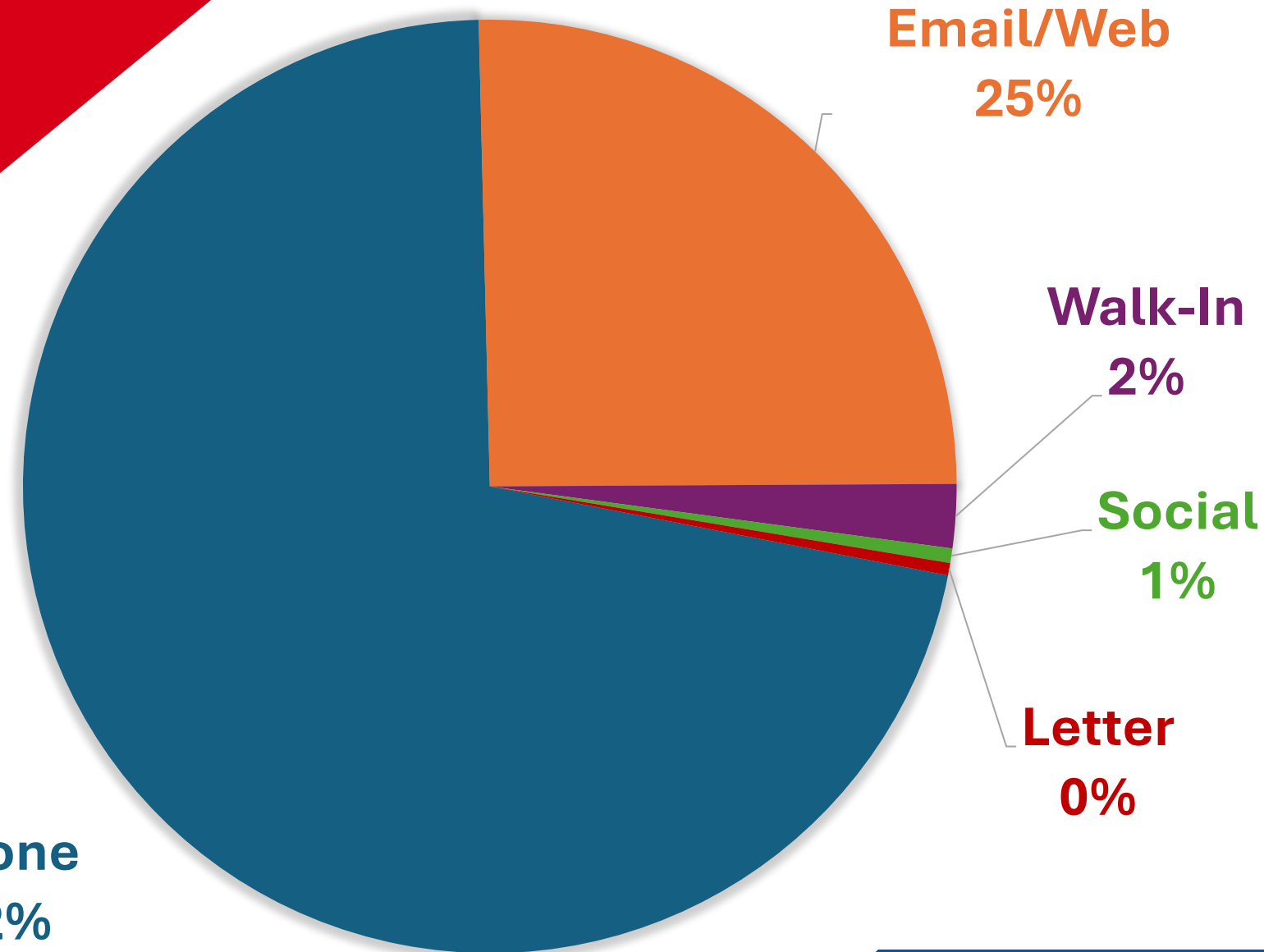
The department invites, monitors, documents, investigates, and resolves feedback from UTA customers throughout UTA's service district.

23,189 comments received

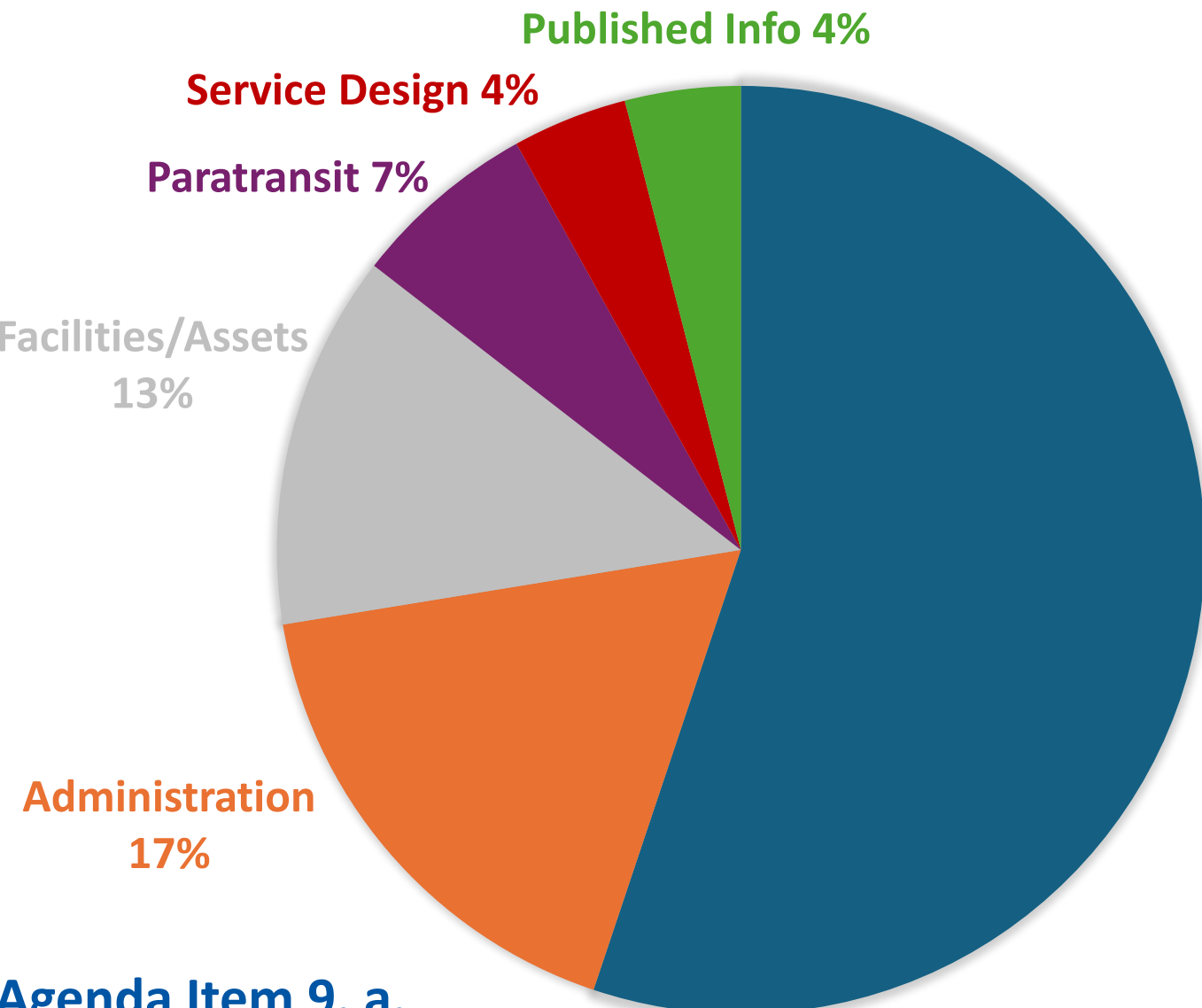
Comment Source

▶ Phone	16,595
▶ Email/Web	5,866
▶ Social	117
▶ Walk-In	512
▶ Letter	99

Phone
72%

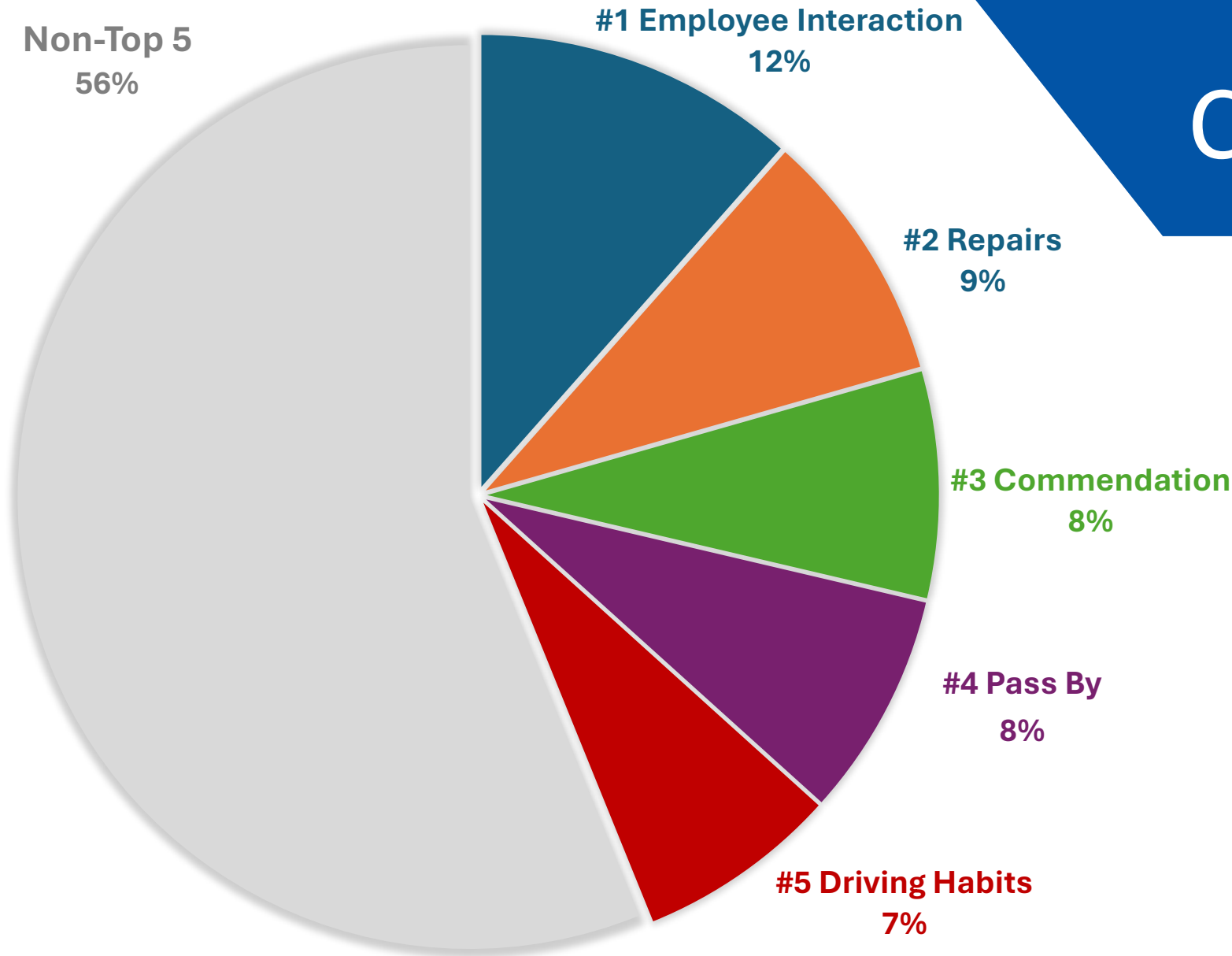


Comment Categories



▶ Rider Experience	12,767
▶ Administration	4,001
▶ Facilities/Assets	3,025
▶ Paratransit	1,499
▶ Service Design	928
▶ Published Info	932

Top Five Comment Types






▶ Employee Interaction	2,674
▶ Repairs	2,099
▶ Commendation	1,875
▶ Pass By	1,859
▶ Driving Habits	1,665

Award: Transit app

BEST CUSTOMER SERVICE

Riders most likely to say
they were very satisfied with resolution of issue




1st		TRIMET Portland, OR
2nd		UTA Salt Lake City, UT
3rd		OC Bus Orange County, CA
Most improved	N/A	It's the first year we asked this question!

Conclusion

The UTA Customer Service Department plays a crucial role in helping UTA exceed customer expectations by handing over 23,000 comments in 2024. The department's commitment to timely response and resolution ensures that UTA maintains high standards of service. By categorizing the feedback, addressing complaints, and recognizing commendations, UTA continues to improve and adapt its services to meet the needs of its constituents. Through ongoing efforts to resolve issues and recognize outstanding customer service, UTA remains focused on its mission of We Move You



UTA 
**THANK
YOU**



Agenda Item 9. a.

Other Business

- a. Next Meeting: Wednesday, February 26, 2025, at 9:00 a.m.



Closed Session

- a. Strategy Session to Discuss the Purchase, Exchange, or Lease of Real Property



Recommended Action

(by acclamation)

Motion to move to closed session to discuss the Purchase, Exchange, or Lease
of Real Property



In Closed Session



Open Session



**R2025-02-01 –
Resolution Authorizing Additional Capital
Contribution of Funds in the Jordan Valley
Transit Oriented Development**



Bangerter Station LLC (Jordan Valley TOD) Additional Capital Contribution

February 12, 2025



Agenda Item 12. a.



Context

UTA is 50% partner in Jordan Valley TOD joint venture

Vacant land secures loan needed for infrastructure

Parcels are removed from land loan when developed

**Funding is required to service land loan and
maintain vacant property**

**Operating agreement contemplates payments by
either partner as member contributions**

**Joint venture partner has been fronting costs and
has requested that UTA share in costs**



Loan Information

Land Loan Principal	\$12,705,985
Interest Rate	10.5%
Lender	University First Federal Credit Union
Collateral Land	15.3 acres
Initial Deposit	\$250,000 (paid by UTA in Nov 2024)



Letter of Agreement

UTA	Contribute costs associated with vacant land through EOY 2025: Up to \$1.7M (including previously paid costs) Including: <ul style="list-style-type: none">Interest and extension paymentsRefinance costsProperty taxes and assessmentsInsurance premiums
Boulder Ventures	Contribute costs associated with vacant land through EOY 2026: Up to \$1.7M Including: <ul style="list-style-type: none">Interest and extension paymentsRefinance costsProperty taxes and assessmentsInsurance premiums

NOTE: Contributions accrue 5.5% preferred return upon use

Agenda Item 12. a.



Recommended Action

(by roll call)

Motion to approve R2025-02-01 - Resolution Authorizing Additional Capital Contribution of Funds in the Jordan Valley Transit Oriented Development, as presented.



Adjourn

