



CITY COUNCIL MEETING

Thursday, September 19, 2024 at 6:30 PM
Council Chambers, 60 West Main, Hyrum, Utah

AGENDA

Public notice is hereby given of a Hyrum City Council Meeting to be held in the Council Chambers, 60 West Main, Hyrum, Utah at 6:30 PM, September 19, 2024. The proposed agenda is as follows:

1. **ROLL CALL**
2. **CALL TO ORDER**
3. **WELCOME**
4. **PLEDGE OF ALLEGIANCE**
5. **INVOCATION**
6. **APPROVAL OF MINUTES**
7. **AGENDA ADOPTION**
8. **PUBLIC COMMENT**
9. **SCHEDULED DELEGATIONS**
 - A. **Jaxson Burbank** - To report on the Hyrum Hornet's season.
 - B. **Klayton Grover** - To request Hyrum City amend its campground rental policy to not restrict the number of times a resident can rent spaces or entire campground from May to October.
 - C. **Taylor Anderson & Trevor Steeves** - To request a Home Occupation Business License at 155 East 100 North for buying, selling, and boarding horses.
10. **INTRODUCTION AND APPROVAL OF RESOLUTIONS AND ORDINANCES**
 - A. **Resolution 24-31** - A resolution establishing Hyrum City Fire Prevention Inspection Fees.
 - B. **Resolution 24-32** - A resolution appointing UAMPS Member Representatives.
 - C. **Resolution 24-33** - A resolution appointing Power Superintendent Larry Coleman as Hyrum City's Intermountain Power Agency (IPA) representative.
 - D. **Resolution 24-34** - A resolution restricting commercial vehicle through traffic on 1300 East between Highway 101 and Hyrum Boulevard.
 - E. **Ordinance 24-10** – An ordinance amending Section 9.40.070 Public Property – Loitering or Trespassing Upon of Chapter 9.40 Offenses Relating to Property of

[Title 9 Public Peace, Morals, and Welfare of the Hyrum City Municipal Code to update City property names and addresses.](#)

- F. [Ordinance 24-11 - An ordinance amending Section 15.08.095 Construction Deposits - Lot Identification of the Hyrum City Municipal Code to require construction sites to have a garbage dumpster permit for a period of no more than seven days and setting conditions for the placement of garbage dumpster on the City right-of-way.](#)
- G. [Ordinance 24-12 - An ordinance adding Chapter 17.70 Fence Regulations to Title 17 the Zoning Ordinance of the Hyrum City Municipal Code.](#)

11. OTHER BUSINESS

- A. [Budget Report.](#)
- B. Mayor and City Council reports.
- C. State of Utah Public and Open Meetings Act Training - https://www.youtube.com/watch?v=xZZ_NwuEWu0

12. ADJOURNMENT

Stephanie Fricke
City Recorder

Council Members may participate in the meeting via telephonic communication. If a Council Member does participate via telephonic communication, the Council Member will be on speakerphone. The speakerphone will be amplified so that the other Council Members and all other persons present in the Council Chambers will be able to hear all discussions. In compliance with the Americans with Disabilities Act, individuals needing special accommodations (including auxiliary communicative aids and services) during this meeting should notify Hyrum City at 435-245-6033 at least three working days before the meeting.

CERTIFICATE OF POSTING - The undersigned, duly appointed and acting City Recorder of Hyrum City, Utah, does hereby certify that a copy of the foregoing Notice was emailed to The Herald Journal, Logan, Utah, posted on the Utah Public Notice Website and Hyrum City's Website, provided to each member of the governing body, and posted at the City Offices, 60 West Main, Hyrum, Utah, this **12th day of September, 2024**. Stephanie Fricke, MMC, City Recorder.



60 West Main Street
Hyrum, Utah 84319
435-245-6033
www.hyrumcity.com

BUSINESS LICENSE APPLICATION

For businesses with a permanent physical location in Hyrum City limits.

Business Name: Droptine Ranch LLC

"Doing Business As": " "

Business Address: 155 E 100 N, Hyrum, UT 84319

Mailing Address: PO Box 401, Hyrum, UT 84319

Business Phone #: 435-720-7946, 435-764-4633

E-mail: droptineranch1@gmail.com

Website: _____

Utah State Tax Commission Sales Tax #: _____

State and/or Federal License #: FIN: 99-2294950

Nature of Business: buying & selling horses, boarding

Owner Name: Taylor Anderson & Trevor Steeves

Manager Name: " " Manager Phone #: 435-720-7946 / 435-764-4633

Manager Address: 'same as above'

I affirm that: I am authorized agent of the business for which application is being made, and the information on this form is both complete and accurate to the best of my knowledge.

[Signature]
Owner Signature

Taylor Anderson
Printed Name

8/15/24
Date

Office Use Only

Approved by: _____ Date Approved: _____ License #: _____

Date Paid: _____ Amount: _____ Receipt #: _____



60 West Main Street
Hyrum, Utah 84319
435-245-6033
www.hyrumcity.com

HOME OCCUPATION BUSINESS LICENSE APPLICATION

For businesses operating within a residence in Hyrum City limits.

Applicant(s) Name: Taylor Anderson & Trevor Steeves

Date Submitted: 8/15/24

Address: 155 E 100 N, Hyrum, UT 84319

Telephone #: 435-720-7940, 435-764-4633

Name of Business: Droptine Ranch LLC

1. What is the proposed home occupation? buying & selling horses,
boarding horses

2. How many clients will be coming to the home at any one time during a daily interval?
1 if that

3. What provisions are available for off street parking? We ~~own~~ own over 2 acres
and have plenty of parking off the street

4. What type of equipment, materials, machinery, tools, and merchandise stock are involved in the home occupation? hay, stalls, panels, tractor

5. What type of modifications to the residential structure are anticipated because of the home occupation? A horse barn has been built which was
already approved through Hyrum City

ALL HOME OCCUPATIONS MUST COMPLY WITH THE FOLLOWING REQUIREMENTS OF ZONING ORDINANCE 5.04.200 (please initial)

JS A. "Home occupation" means an occupation performed wholly within a residence or the yard and accessory buildings being a part of such residence. Home occupations shall not change the character of the residence or the residential neighborhood. A business license is required for some home occupations. They shall be issued for a one-year period and are renewable. The City Council may review a license in reaction to neighbor's complaints and may revoke it if evidence warrants this action.

gn B. Two levels of home occupations exist. Both are required to maintain standards of a home occupation business license. Because of the potential negative impact on residential area, the following businesses are prohibited as home occupations: auto/RV repairs, salvage yards, major appliance repair, or service.

gn C. Level one applicants are in occupation categories that the City Council has determined have virtually no negative impact on residential neighborhoods and do not require a license. Occasional businesses operated by a minor are not required to obtain a business license.

gn D. All applicants whose home occupations receive commercial delivery service, has signage advertising the business, performs services in view or hearing of the public, or has customers coming to the residence, are considered level two home occupations and require a license. They also may be required to meet with the City Council and explain how their home occupation is in conformance with the home occupation standards. The City Council may attach limitations or conditions to their licenses.

- gn E. Home occupation standards:
1. The exterior of the home will not be modified in any way to accommodate the home occupation (i.e. loading ramps, loading doors, etc).
 2. The occupation will be conducted entirely within the house, yard, and existing outbuildings.
 3. The home occupation license covers only residents of the home.
 4. No outside storage of goods or materials is permitted.
 5. Pedestrian and vehicular traffic will not be in excess of that normally associated with a residential neighborhood.
 6. One sign will be permitted on the property. It must meet the requirements of 17.72.010 "Name Plate".
 7. The home occupation must be operated in full conformity with fire, health, building, electrical, plumbing codes, and all State and City laws and ordinances.
 8. No noise, odor, light, vibrations or dust in excess of that normally associated with a residential neighborhood shall pass beyond the premises.
 10. State licenses will be required for "Professional Child Care".

gn F. The City Council may, at their discretion, waive certain of the above standards for the elderly or handicapped.

In order to guarantee that the Home Occupation, once authorized, will not become a nuisance to the neighbors, the City Council may impose other reasonable conditions initially and also subsequently to protect the public health, safety, peace, and welfare of the residents of the surrounding area.

Applicant's Affidavit: I (we), Taylor Anderson & Trevor Stevens, affirm that I (we) am (are) the owner(s) or authorized agent(s) of the owner of property involved in the attached application and that the statements and answers therein contained and the information provided in the attached plans and other exhibits are complete, to the best of my (our) knowledge and, that the statements and information above referred to are in all respects true and correct to the best of my (our) knowledge and belief.

Property Owner(s) Signature: Taylor Anderson & Trevor Stevens

Applicants Signature: _____

RESOLUTION 24-31

A RESOLUTION ESTABLISHING HYRUM CITY FIRE PREVENTION INSPECTION FEES.

WHEREAS, the Hyrum City Fire Department provides various fire prevention inspection services; and

WHEREAS, based on an evaluation of the time and equipment necessary to conduct such fire prevention inspections; and

WHEREAS, the Hyrum City Fire Department is recommending establishing fire prevention inspection fees for inspections of businesses, plan review, site inspections, and zoning clearances.

NOW, THEREFORE, be it resolved that the Hyrum City Council hereby approves and adopts the Hyrum City Fire Prevention Inspection Fees attached hereto as Exhibit "A". These fees may be revised from time to time by resolution.

BE IT FURTHER RESOLVED, that this resolution shall become effective upon adoption.

ADOPTED AND PASSED by the City Council this 19th day of September, 2024.

HYRUM CITY

Stephanie Miller
Mayor

ATTEST:

Stephanie Fricke
City Recorder

RESOLUTION 24-31
EXHIBIT "A"

FIRE DEPARTMENT FEE SCHEDULE		
Type of Fee/Service	Method of Collection	Fee
Pre-school Inspections Required by the State Annually	Fee added to annual Business License	\$25.00
DayCare Inspections Required by the State Annually - Hyrum doesn't require Bus Lic	Fee charged at time of inspection.	\$25.00
Business Licenses Home Occupation	Self Inspection Form Submitted to City	\$15.00
New business Licenses commercial, industrial, and food trucks - Site Inspection Annually	Fee added to annual Business License for 1 inspection in calendar year	\$50.00
Food Truck Inspection	Fee added to Business License	\$25.00
Fireworks - Plan Review	Fee added to Business License, Site Plan, and/or Event Permit	\$50.00
Fireworks - Site Inspection		\$50.00
Fireworks Stands	Fee charged at time of permit	\$50.00
Fireworks Brush Truck on Standby	Fee per hour paid at Request	\$120.00
New Construction/Subdivison/Tenant Improvements with fire sprinklers or fire alarms	Fees added to Building Permit:	\$350.00
	1 General Plan Review	\$50.00
	1 Fire Alarm Plan Review	\$50.00
	1 Fire Sprinkler Plan Review	\$50.00
	1 Fire Alarm Rough Install Inspection	\$50.00
	1 Fire Sprinkler Rough Install	\$50.00
	1 Final Inspection 24 hr test 2 vists	\$100.00
	Fees added to Building Permit + above fees	\$450.00
	1 Kitched Hood Plan Review	\$50.00
	1 Kitchen Hood Final	\$50.00
Additional Site Visits as Needed	\$50.00	
New Construction/Tenant Improvements <u>without</u> fire sprinklers and fire alarms	Fees added to Building Permit:	\$100.00
	1 General Plan Review	\$50.00
	1 Final Inspection	\$50.00
	Additional Site Visits as Needed	\$50.00
Special Suppression System/Paint	Fees Added to Building Permit:	\$100.00
	1 Plan Review	\$50.00
	1 final	\$50.00

This is not part of the Resolution but is provided as a fee comparison.

FIRE DEPARTMENT FEE SCHEDULE				
Type of Fee/Service	Method of Collection	Proposed Hyrum	Cache County	Logan
Pre-school Inspections Required by the State Annually	Fee added to annual Business License	\$25.00		\$ 75.00
DayCare Inspections Required by the State Annually - Hyrum doesn't require Bus Lic	Fee charged at time of inspection.	\$25.00		\$ 75.00
Business Licenses Home Occupation	Self Inspection Form Submitted to City	\$15.00	\$ 15.00	
New business Licenses commercial, industrial, and food trucks - Site Inspection Annually	Fee added to annual Business License for 1 inspection in calendar year	\$50.00	\$ 45.00	\$ 75.00
Food Truck Inspection	Fee added to Business License	\$25.00		\$ 75.00
Fireworks - Plan Review	Fee added to Business License, Site Plan, and/or Event Permit	\$50.00	\$ 30.00	\$ 75.00
Fireworks - Site Inspection		\$50.00	\$ 30.00	\$ 75.00
Fireworks Stands	Fee charged at time of permit	\$50.00	\$ 45.00	\$ 75.00
Fireworks Brush Truck on Standby	Fee per hour paid at Request	\$120.00		
New Construction/Subdivison/Tenant Improvements with fire sprinklers or fire alarms	Fees added to Building Permit:	\$350.00	\$350.00	\$525.00
	1 General Plan Review	\$50.00		\$ 75.00
	1 Fire Alarm Plan Review	\$50.00		\$ 75.00
	1 Fire Sprinkler Plan Review	\$50.00		\$ 75.00
	1 Fire Alarm Rough Install Inspection	\$50.00		\$ 75.00
	1 Fire Sprinkler Rough Install	\$50.00		\$ 75.00
	1 Final Inspection 24 hr test 2 vists	\$100.00		\$ 150.00
	Fees added to Building Permit + above fees	\$450.00		\$675.00
	1 Kitched Hood Plan Review	\$50.00		\$ 75.00
	1 Kitchen Hood Final	\$50.00		\$ 75.00
	Additional Site Visits as Needed	\$50.00		\$ 75.00
New Construction/Tenant Improvements <u>without</u> fire sprinklers and fire alarms	Fees added to Building Permit:	\$100.00	\$ 120.00	\$ 150.00
	1 General Plan Review	\$50.00		\$ 75.00
	1 Final Inspection	\$50.00		\$ 75.00
		Additional Site Visits as Needed	\$50.00	
Special Suppression System/Paint	Fees Added to Building Permit:	\$100.00		\$150.00
	1 Plan Review	\$50.00		\$ 75.00
	1 final	\$50.00		\$ 75.00

RESOLUTION 24-32

A RESOLUTION APPOINTING UAMPS MEMBER REPRESENTATIVES.

BE IT RESOLVED by the City Council of Hyrum City, Utah:

1. That Hyrum City's Power Superintendent Larry Coleman is hereby appointed as its Representative to Utah Associated Municipal Power Systems ("UAMPS") effective September 20, 2024 together with such alternate or alternates as the Mayor shall appoint.

2. That the Mayor and City Council hereby appoints Mayor Stephanie Miller as the first alternate, and Councilmember Steve Adams as the second alternate.

3. That this resolution shall remain in effect until repealed by another resolution appointing a different Representative to UAMPS.

APPROVED AND ADOPTED this 19th day of September, 2024.

Stephanie Miller
Mayor

ATTEST:

Stephanie Fricke
City Recorder

RESOLUTION 24-33

A RESOLUTION APPOINTING POWER SUPERINTENDENT LARRY COLEMAN AS HYRUM CITY'S INTERMOUNTAIN POWER AGENCY (IPA) REPRESENTATIVE.

BE IT RESOLVED by the City Council of Hyrum City:

1. That Hyrum City's Power Superintendent Larry Coleman is hereby appointed as its Representative to Intermountain Power Agency ("IPA").

2. That Mayor Stephanie Miller is hereby appointed as Hyrum City's alternate representative to Intermountain Power Agency ("IPA").

3. That this resolution shall remain in effect until repealed by another resolution appointing a different Representative to IPA.

THIS RESOLUTION shall become effective upon adoption.

APPROVED AND ADOPTED this 19th day of September, 2024.

HYRUM CITY CORP.

Stephanie Miller
Mayor

ATTEST:

Stephanie Fricke
City Recorder

RESOLUTION 24-34

A RESOLUTION RESTRICTING COMMERCIAL VEHICLE THROUGH TRAFFIC ON 1300 EAST BETWEEN HIGHWAY 101 AND HYRUM BOULEVARD.

WHEREAS, municipal government has responsibility to provide for the health, safety, and welfare of its citizens; and

WHEREAS, the Hyrum City Municipal Code Title 10 (Vehicles and Traffic Ordinance) Section 10.18.020 authorizes the City Council to restrict use of certain streets, and/or segments of streets, within the municipality by certain class, definition, or kind of traffic when such traffic, in the opinion of the governing body, poses a threat to other classes or kinds of traffic, pedestrians, or neighborhood residents; and

WHEREAS, the Hyrum City Municipal Code Title 10 (Vehicles and Traffic Ordinance) Section 10.18.020 defines commercial vehicles, agricultural vehicles, exempted vehicles, and through-traffic; and

WHEREAS, the City Council, upon receiving has determined that commercial vehicle through-traffic poses a threat to other classes or kinds of traffic, pedestrians, or neighborhood residents on portions of 1300 East and Hyrum Boulevard; and

WHEREAS, Hyrum City has other alternatives to re-route the commercial vehicle through-traffic around the residential neighborhood; and

WHEREAS, Hyrum City determined that, the most viable truck route to access the commercial and industrial businesses east of Hammer Boulevard is directly from Highway 101 onto Hammer Boulevard or the reverse direction and not through residential neighborhoods; and

WHEREAS, it is not the intention of the City Council to hinder or prevent commercial vehicles from making pick-ups or deliveries to customers located within the restricted area and are thus exempted; and

WHEREAS, it is not the intention of the City Council to hinder or prevent public services (transportation, solid waste, utility, fire, safety, etc.) from being provided to the residences of the neighborhood and are thus exempted; and

WHEREAS, it is not the intention of the City Council to hinder or prevent agricultural vehicles from transporting grain or other livestock feed between the railroad and the feedlots and are thus exempted; and

WHEREAS, Title 10 requires that all such restrictions be made by resolution.

NOW, THEREFORE BE IT RESOLVED by the City Council of Hyrum City, Cache County, State of Utah, that commercial vehicle through-traffic as defined in Title 10 is hereby restricted and prohibited on 1300 East between Highway 101 and Hyrum Boulevard; and

BE IT FURTHER RESOLVED that commercial vehicle through-traffic is directed to utilize Hammer Boulevard from Highway 101.

This resolution shall be effective upon adoption and the installation of the required No Through Commercial Traffic signs.

ADOPTED AND PASSED by the Hyrum City Council this 19th day of September, 2024.

Hyrum City

BY: _____
Stephanie Miller
Mayor

ATTEST:

Stephanie Fricke
City Recorder

Posted: _____

ORDINANCE 24-10

WHEREAS, on January 6, 1994, the Hyrum City Council passed and posted an ordinance adopting the "Hyrum City Municipal Code", a recodification of municipal ordinances encompassing the "Revised Ordinances of Hyrum City" and ordinances adopted through July 15, 1993; and

WHEREAS, Title 9 of the Hyrum City Municipal Code sets forth those regulations pertaining to public peace, morals, and welfare, along with the classification of those offenses by or against minors including curfew; and

WHEREAS, Section 9.40.070 prohibits any person to loiter or trespass during non-business hours upon public property owned by Hyrum City; and

WHEREAS, City Staff has reviewed and is recommending amending Section 9.40.070 to update city property with current names and addresses.

NOW, THEREFORE, the City Council of Hyrum City, Cache County, State of Utah, hereby adopts, passes, and publishes the following:

AN ORDINANCE AMENDING SECTION 9.40.070 PUBLIC PROPERTY - LOITERING OR TRESPASSING UPON OF CHAPTER 9.40 OFFENSES RELATING TO PROPERTY OF TITLE 9 PUBLIC PEACE, MORALS, AND WELFARE OF THE HYRUM CITY MUNICIPAL CODE TO UPDATE CITY PROPERTY NAMES AND ADDRESSES.

BE IT ORDAINED by the City Council of Hyrum City, Cache County, State of Utah, as follows:

1. Section 9.40.070 of Title 9 of the Hyrum City Municipal Code is hereby amended to read as follows:

9.40.070 Public Property-Loitering Or Trespassing Upon

- A. It is unlawful for any person to loiter or trespass during non-business hours, as herein defined, upon public property owned by Hyrum City, including city offices, the library building, parks, cemetery and surrounding properties adjacent to public buildings owned by the city, unless such person is on the property for lawful business purposes, i.e., to attend meetings that may be scheduled by city officials or other authorized persons having business in the building or upon the property.

- B. The term "city property," as used in this section, means the area where the city hall is located, including the area surrounding the park, the city shops, and the fire station. Locations are as follows:\
1. Fire station: ~~25~~ 30 North ~~First~~ 100 West and ~~83~~ West Main Street;
 2. East Park: between Park Avenue (675 East) and 800 East and between Main and Park Drive;
 3. Hyrum City cemetery: between ~~5th~~ 500 East and ~~6th~~ 600 East and between 1st 100 North and Main and its associated maintenance yard between 600 East and Park Avenue;
 4. Hyrum ~~cultural building~~ 290 South Center public works yards: various locations;
 5. Elite dancehall: ~~88 North Main~~ 98 West Main;
 6. Hyrum wastewater treatment plant: ~~810 West~~ 700 North 865 North 900 West;
 7. Hyrum power plants and park: ~~Seven and one-half miles up~~ including those located in Blacksmith Fork Canyon;
 8. Hyrum City Senior Center at 695 East Main Street;
 9. Hyrum City campgrounds, parks, and trails; and
 10. Any other property that comes under the jurisdiction of the city.
- C. The previously described properties are closed to the public during non-business hours. No person shall trespass upon the public property from the hours of seven p.m. daily until regular business hours of the next business day, or on Saturdays, Sundays or legal holidays, with the exception of the power plant park up Blacksmith Fork Canyon, the city square, picnic areas, and where other reservations may have been made or as otherwise approved by City Council.
- D. Any peace officer of Hyrum City is authorized to enforce the provisions of this section and make arrests for any violations thereof.
- E. It is unlawful for any person to fail to comply with the lawful order of any peace officer to move from such public properties as herein defined.
- F. It is unlawful for any person to remain on such public properties during the time it is declared to be closed for public usage except as provided herein.

2. REPEALER. All ordinances, resolutions, and regulations of the city, or parts thereof inconsistent herewith, are hereby repealed, but only to the extent of such inconsistency. This

repealer shall not be construed as reviving any law, order, resolution or ordinance or part thereof.

3. DECLARATION OF SEVERABILITY. Should any provision, clause, or paragraph of this ordinance or the application thereof to any person or circumstance be declared by a court of competent jurisdiction to be invalid, in whole or in part, such invalidity shall not affect the other provisions or applications of this ordinance or the Hyrum City Municipal Code to which these amendments apply. The valid part of any provision, clause, or paragraph of this ordinance shall be given independence from the invalid provisions or applications and to this end the parts, sections, and subsections of this ordinance, together with the regulations contained therein, are hereby declared to be severable.

4. EFFECTIVE DATE. This ordinance shall become effective upon posting three (3) copies in three (3) public places within Hyrum City.

5. ADOPTION. This ordinance is hereby adopted and passed by the Hyrum City Council this 19th day of September, 2024.

HYRUM CITY

BY: _____
Stephanie Miller
Mayor

ATTEST:

Stephanie Fricke
City Recorder

Posted: _____

ORDINANCE 24-11

WHEREAS, on January 6, 1994, the Hyrum City Council passed and posted an ordinance adopting the "Hyrum City Municipal Code", a recodification of municipal ordinances encompassing the "Revised Ordinances of Hyrum City" and ordinances adopted through July 15, 1993; and

WHEREAS, Title 15 of the Hyrum City Municipal Code sets forth regulations governing buildings and construction within the municipal limits, including requirements for garbage dumpsters on construction sites; and

WHEREAS, current code sets conditions for placement of garbage dumpster on construction sites to be on private property or obtain a permit from Hyrum City so dumpster does not create maintenance issues with resurfacing, plowing, cleaning roads, and utility repairs in public rights-of-way; and

WHEREAS, a construction garbage dumpster may be stored on city street or within the right-of-way of an accepted street with a permit issued by the City for a period to not exceed 60 days; and

WHEREAS, the Hyrum City Council has determined there is a need to amend and revise Section 15.08.095 to require a permit for the placement of garbage dumpsters on construction sites to prevent restricting the public right-of-way and for such permit for a period not to exceed seven days rather than sixty days.

NOW THEREFORE, upon recommendation of the Planning Commission and following a public hearing, the Hyrum City Council hereby adopts, passes, and publishes the following:

AN ORDINANCE AMENDING SECTION 15.08.095 CONSTRUCTION DEPOSITS - LOT IDENTIFICATION OF THE HYRUM CITY MUNICIPAL CODE TO REQUIRE CONSTRUCTION SITES TO HAVE A GARBAGE DUMPSTER PERMIT FOR A PERIOD OF NO MORE THAN SEVEN DAYS AND SETTING CONDITIONS FOR PLACEMENT OF GARBAGE DUMPSTER ON CITY RIGHTS-OF-WAY.

BE IT ORDAINED by the City Council of Hyrum City, Cache County, State of Utah, as follows:

1. Section 15.08.095 of Chapter 15.08 of Title 15 of the Hyrum City Municipal Code is hereby amended as follows:

15.08.095 Construction Deposits - Lot Identification

Ordinance 24-11

Page 2

- A. To ensure repair of any and all damage to city property, including but not limited to, damage to sidewalks, curb and gutters, roadways, utility systems, etc., Hyrum City requires a construction deposit for new residential or new commercial construction and residential and commercial remodel. The Hyrum City Council sets the Construction Deposit fee by resolution and such deposit will be refunded in whole or in part following final inspection and completion of landscaping requirements as required in the landscaping ordinance. All or part of the deposit may be forfeited to repair damage to city infrastructure occurring during construction in addition to failure to supply waste containment and/or occupation of building prior to receiving certificate of occupancy.
- B. Before a building is occupied a final inspection must be made and a Certificate of Occupancy given. Violation of this item will result in the forfeiture of the Contractor Deposit. All subdivision improvements must be completed, or approval given by the City Engineer, before occupancy permits will be issued for any dwellings.
- C. A garbage dumpster is required at each construction site. Violation of these requirements will result in the forfeiture of all or a portion of the Contractors Deposit.
1. The dumpster shall be stored on private property.
 2. This dumpster shall not be stored on an accepted city street or within the right of way of an accepted street without a permit issued by the City Engineer or their designee. The permit shall be for a period not to exceed seven (7) ~~60~~ days, with one extension of no more than seven (7) days. The permit shall be accompanied by an exhibit detailing the placement of the dumpster and a detailed written explanation of why it cannot be placed on the owner's property.
 - a. Accepted city street means a road that has been built and dedicated for public travel and has completed the necessary warranty period.
 - b. The applicant will be charged a one-time application fee in an amount set by

resolution of the City Council. The Hyrum City council may, at its discretion, establish fees by resolution for permits.

3. If placed in any road whether accepted or not, the dumpster shall:
 - a. Possess reflective decals and/or be marked with traffic delineators sufficient to not constitute a driving hazard appropriate to the driving conditions.
 - b. Not obstruct traffic or be placed within two feet of the traveled way.
 - c. Never restrict the travel of emergency vehicles.
 - d. Be subject to winter parking restrictions.
 - D. The street address and lot number must be prominently posted on construction site. Construction may not begin and utility services will not be provided until address is posted. (Ord. 08-06; Ord. 05-16; Ord. 24-05)
 2. REPEALER. All ordinances, resolutions, and zoning maps of the city, or parts thereof inconsistent herewith, are hereby repealed, but only to the extent of such inconsistency. This repealer shall not be construed as reviving any law, order, resolution or ordinance or part thereof.
 3. DECLARATION OF SEVERABILITY. Should any provision, clause, or paragraph of this ordinance or the application thereof to any person or circumstance be declared by a court of competent jurisdiction to be invalid, in whole or in part, such invalidity shall not affect the other provisions or applications of this ordinance or the Hyrum City Municipal Code to which these amendments apply. The valid part of any provision, clause, or paragraph of this ordinance shall be given independence from the invalid provisions or applications and to this end the parts, sections, and subsections of this ordinance, together with the regulations contained therein, are hereby declared to be severable.
 4. EFFECTIVE DATE. This ordinance shall become effective upon posting three (3) copies in three (3) public places within Hyrum City.
- ADOPTION. This ordinance is hereby adopted and passed by the Hyrum City Council this 16th day of May, 2024.

Ordinance 24-11
Page 4

HYRUM CITY

BY: _____
Stephanie Miller
Mayor

ATTEST:

Stephanie Fricke
City Recorder

Posted: _____

ORDINANCE 24-12

WHEREAS, on January 6, 1994, the Hyrum City Council passed and posted an ordinance adopting the "Hyrum City Municipal Code", a recodification of municipal ordinances encompassing the "Revised Ordinances of Hyrum City" and ordinances adopted through July 15, 1993; and

WHEREAS, Title 17 of the Hyrum City Municipal Code is known as the Zoning Ordinance of Hyrum City and sets forth regulations governing land use within the municipal limits; and

WHEREAS, Section 17.04.040 allows Title 17 of the Hyrum City Municipal Code, the Zoning Ordinance, to be amended by the City Council following fourteen days' notice and a public hearing; and

WHEREAS, the City Council has determined there is a need to amend Title 17 to further clarify those regulations governing zoning and other regulations controlling land use and development within Hyrum City.

NOW THEREFORE, upon recommendation of the Planning Commission and following a public hearing as required by Section 17.04.040, the Hyrum City Council hereby adopts, passes, and publishes the following:

AN ORDINANCE ADDING CHAPTER 17.70 FENCE REGULATIONS TO TITLE 17 THE ZONING ORDINANCE OF THE HYRUM CITY MUNICIPAL CODE.

BE IT ORDAINED by the City Council of Hyrum City, Cache County, State of Utah, as follows:

1. Chapter 17.70 of Title 17 of the Hyrum City Municipal Code, is hereby added to read as follows:

17.70 Fence Regulations

17.70.010 Definitions

17.70.020 General Requirements

17.70.030 Corner Lots and clear view triangles

17.70.010 Definitions

The following terms used in this title shall have the respective meanings hereinafter set forth.

Fence - A tangible barrier or obstruction, with the purpose, intent, or effect of obstructing passage or view across an area constructed of materials that includes but is not limited to;

wooden posts, wire, iron, aluminum, vinyl, shrubs, bushes, hedges, walls, chain-link, rails, and any other material used as a boundary, means of protection, privacy screening, enclosure, or confinement.

Opacity - The measure of which an object restricts clear vision or passage of light.

Opaque Fence - Any fence, including any gates, that obstructs light or direct vision through a significant portion of the fence including posts. Examples include vinyl, wood, slats, concrete, brick, and blocks. Multiple fences, including plantings, that in a combined effect obstruct light or vision may be considered an opaque fence.

Public Trail - A corridor of property designated by the City for the purposes of non- motorized transportation, such as hiking, walking, jogging, running, horseback riding, cycling, or other similar uses, including any future trails identified in an official document of the City.

Transparent/Open Fences - A fence, including any gates, that permits direct vision through any one section/panel fence including post. Examples include chain link, hog wire, metal rod, and some post and rail fences. Transparent fences shall have a maximum opacity of twenty-five (25) / fifty (50) percent.

17.70.020 General Requirements

- A. A zoning clearance is required to build a fence.
 - 1. The Zoning Administrator shall have the authority to review applications and grant permits for fences.
 - 2. A fence permit shall be valid for one (1) year from the day it is issued.
 - 3. The applicant may appeal a denied permit with Appeal Authority within (10) calendar days after approval or denial of a permit as defined in HCC 17.16 Appeals.
 - 4. Any new fence or the reconstruction of an existing fence is subject to the requirements of this Section.
- B. All utility meters must be readily accessible in an unfenced area of the front or side yard including the following restrictions:
 - 1. Utilities not owned by the City are subject to this requirement.

2. Water or irrigation meters not located within the park strip.
 3. Temporary meters for construction or short-term purposes.
 4. Gates do not qualify for an accessible, unfenced area.
- C. Fence heights are subject to building code requirements of the current building code accepted by State Code.
- D. Front Yards: No fence shall be erected in any front yard setback area to a height in excess of four feet (4') and shall be of transparent construction within ~~fifteen (15)~~ / ~~twenty (20)~~ feet of a driveway;
1. Lots fronting on two city streets shall meet the front yard requirements along both frontages.
 2. Where a lot has no vehicular access adjacent to a street as restricted by plat or deed, the City may deem this as a rear yard. Fences along a frontage that is not restricted may still be subject to the front yard requirements.
 3. Where vertical utility features such as pedestals and transformers are installed, the fence is not allowed to be constructed within three (3) feet of the base of the feature.
- E. Rear and side yards: No fence shall be erected or maintained in any side or rear yard to a height in excess of seven feet (7') without a building permit and shall be subject to the limitations identified herein for fences bordering Public Trails, corner lots, and adjacent to streets.
- F. Under no circumstances shall a fence, structure, or landscaping element interfere with property address identification. Landscaping elements exclude varieties of trees approved by the Zoning Administrator. Any conflicts between this Chapter and other portions or provisions of the HCC shall be governed by the more restrictive or limiting provision.
- G. The height of the fence shall be measured from the lowest adjacent ground. Example: a fence on top of a retaining wall.
- H. Fencing types and materials may be combined so long as non-permitted elements do not exceed four feet (4') in height.
- I. Fences installed adjacent to a street shall have the finished side facing the street. All gates that adjoin public property or public easements shall open inward toward the property owner's yard.

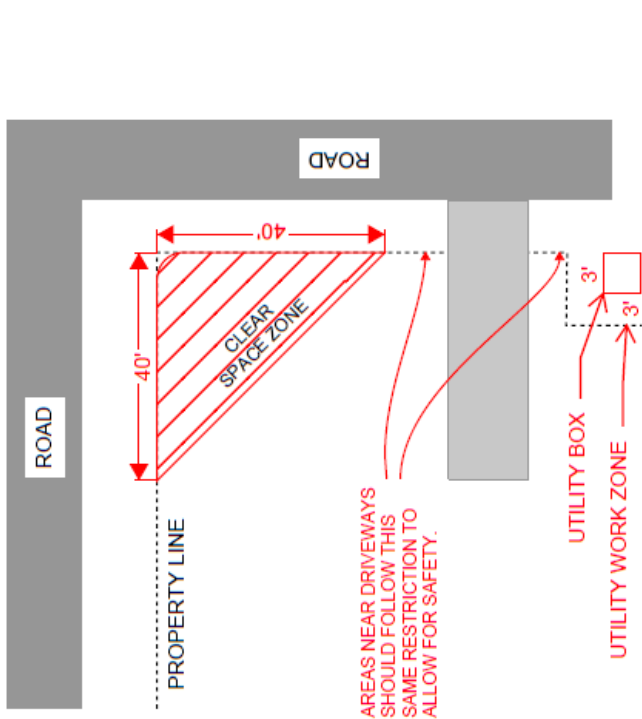
- J. Fences shall not be built within one foot (1) of a sidewalk or the anticipated location of a future sidewalk.
- K. All rear yards shall provide gate access for emergency purposes, which access shall be at least four feet wide.
- L. Gates in rear or side yards shall be subject to driveway distance requirements in respect to distances from property lines and road intersections.

17.70.030 Corner Lots and clear view triangles

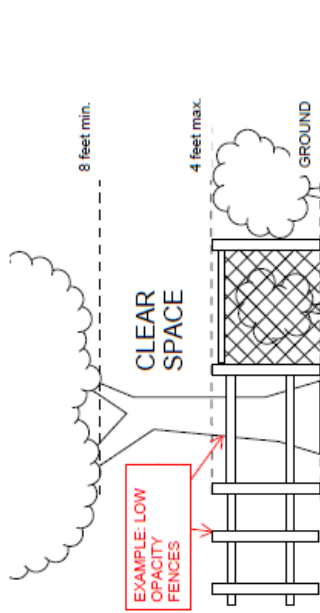
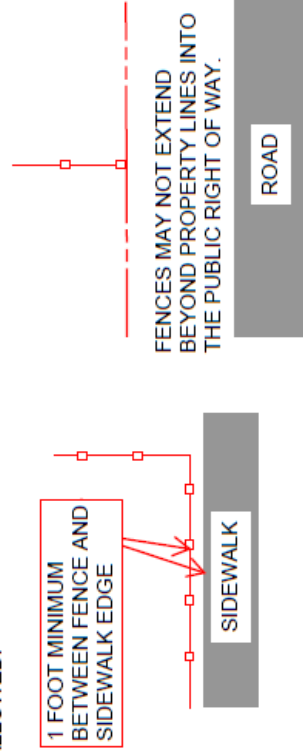
A clear view triangle at all intersections shall be kept clear of obstructions significantly limiting the sight of drivers. This triangle shall be measured having two legs of forty feet and the area contained between them, measured from the intersection of the right-of-way lines or the projection of the right of way lines as determined by the City Engineer.

- A. Fences or other objects in excess of four feet (4') shall not be placed on any corner lot within a clear view triangle.
- B. Landscaping including berms, plantings and trees, except trees pruned appropriately to permit automobile drivers an unobstructed view are also restricted in this area. The lowest limb or foliage shall not obstruct view under eight (8) feet as measured from the adjacent ground or the roadway, whichever is higher in elevation.
- C. For driveways and fences along city trails, this triangle may be reduced to a distance of fifteen (15) / twenty (20) feet back from the intersection of driveway and sidewalk, or driveway and property line where no sidewalk exists.

See Diagram



A MINIMUM 3-FOOT UTILITY WORK ZONE AROUND UTILITY BOXES, TRANSFORMERS, ETC. MUST BE MAINTAINED. NO FENCES OR OTHER OBJECTS ARE ALLOWED TO BE LOCATED WITHIN THIS UTILITY WORK ZONE. GRASS, DECORATIVE ROCK AND OTHER FLAT LANDSCAPING IS ALLOWED.



CORNER LOTS MUST FOLLOW THE CLEAR SPACE ZONE REQUIREMENTS. WITHIN THE CLEAR SPACE ZONE, NO OBSTRUCTIONS MAY BE TALLER THAN 4 FEET IN HEIGHT. MATURE TREES SHOULD BE TRIMMED SO NO LARGE BRANCHES OR FOLIAGE WILL OBSTRUCT VIEWS UNDER 8 FEET.

CONSIDERATION SHOULD BE GIVEN TO THE DESIGN OF FENCES TO ALLOW VISIBILITY ALONG STREETS AND SIDEWALKS. IT IS RECOMMENDED THAT A FENCE WITH A MAXIMUM OPACITY OF 25 PERCENT BE USED. OPACITY IS THE PROPORTION OF SOLID MATERIAL TO OPENINGS IN THE FENCE.

FENCES ARE NOT ALLOWED TO ENCLOSE METERS. METERS MUST BE IN AN UNENCLOSED PORTION OF THE YARD. A GATE DOES NOT QUALIFY FOR AN UNENCLOSED AREA.

A MINIMUM 3-FOOT UTILITY WORK ZONE AROUND UTILITY BOXES, TRANSFORMERS, ETC. MUST BE MAINTAINED. NO FENCES OR OTHER OBJECTS ARE ALLOWED TO BE LOCATED WITHIN THIS UTILITY WORK ZONE. GRASS, DECORATIVE ROCK AND OTHER FLAT LANDSCAPING IS ALLOWED.

FENCES ALONG REAR AND SIDE PROPERTY LINES MAY BE UP TO 7 FEET WITHOUT A BUILDING PERMIT.

2. REPEALER. All ordinances, resolutions, and zoning maps of the city, or parts thereof inconsistent herewith, are hereby repealed, but only to the extent of such inconsistency. This repealer shall not be construed as reviving any law, order, resolution or ordinance or part thereof.

3. DECLARATION OF SEVERABILITY. Should any provision, clause, or paragraph of this ordinance or the application thereof to any person or circumstance be declared by a court of competent jurisdiction to be invalid, in whole or in part, such invalidity shall not affect the other provisions or applications of this ordinance or the Hyrum City Municipal Code to which these amendments apply. The valid part of any provision, clause, or paragraph of this ordinance shall be given independence from the invalid provisions or applications and to this end the parts, sections, and subsections of this ordinance, together with the regulations contained therein, are hereby declared to be severable.

4. EFFECTIVE DATE. This ordinance shall become effective upon posting three (3) copies in three (3) public places within Hyrum City.

5. ADOPTION. This ordinance is hereby adopted and passed by the Hyrum City Council this 19th day of September, 2024.

HYRUM CITY

BY: _____
Stephanie Miller
Mayor

ATTEST:

Stephanie Fricke
City Recorder

Posted:

HYRUM CITY CORPORATION
 COMBINED CASH INVESTMENT
 AUGUST 31, 2024

COMBINED CASH ACCOUNTS

01-1111000	GENERAL CHECKING ACCT	835,179.18
01-1112000	XPRESS DEPOSIT ACCOUNT	156,696.56
01-1113000	PAYROLL CHECKING ACCOUNT	(2,860.65)
01-1151000	UNDESIGNATED CASH - PTIF	821,194.42
01-1151100	BANK OF UTAH	2,895,686.68
01-1151500	CACHE VALLEY BANK SAVINGS	12,756,377.03
01-1151710	PTIF SWR DEBT SERVICE #4099	195,174.29
01-1151720	PTIF-SWR O&M RESERVE #4100	236,102.80
01-1175000	UTILITY CASH CLEARING	(1,604.16)
	TOTAL COMBINED CASH	17,891,946.15
01-1801110	DESIGNATED CASH - SENIOR	(33,561.74)
01-1801120	DESIGNATED CASH - MUSEUM	(12,750.26)
01-1801130	DESIGNATED CASH - FIRST RESP.	(8,374.44)
01-1801140	DESIGNATED CASH - FIRE DEPT	(310,617.21)
01-1801240	REST CASH-SEWER DEBT SERVICE	(183,185.73)
01-1801250	REST CASH-SEWER O&M RESERVE	(221,600.21)
01-1010000	CASH ALLOCATED TO OTHER FUNDS	(17,121,856.56)

TOTAL UNALLOCATED CASH .00

CASH ALLOCATION RECONCILIATION

10	ALLOCATION TO GENERAL FUND	2,074,156.07
45	ALLOCATION TO CAPITAL PROJECTS FUND	1,623,856.45
51	ALLOCATION TO WATER UTILITY FUND	2,481,645.09
52	ALLOCATION TO SEWER UTILITY FUND	4,966,780.93
53	ALLOCATION TO ELECTRIC UTILITY FUND	4,041,798.21
54	ALLOCATION TO IRRIGATION UTILITY FUND	907,740.38
55	ALLOCATION TO STORMWATER FUND	1,069,124.20
72	ALLOCATION TO COURT TRUST FUND	(43,244.77)
	TOTAL ALLOCATIONS TO OTHER FUNDS	17,121,856.56
	ALLOCATION FROM COMBINED CASH FUND - 01-1010000	(17,121,856.56)

ZERO PROOF IF ALLOCATIONS BALANCE .00

Section 11. Item A.

HYRUM CITY CORPORATION
BALANCE SHEET
AUGUST 31, 2024

GENERAL FUND

ASSETS

10-1010000	CASH IN COMBINED FUND	2,074,156.07	
10-1131000	PETTY CASH	400.00	
10-1311000	ACCTS REC - UTILITIES	120,282.18	
10-1311001	ACCTS REC - PRIOR PERIOD	67,993.01	
10-1311400	ACCTS REC - PROPERTY TAXES	(27,913.64)	
10-1311410	LEVIED PROP TAXES RECEIVABLE	716,350.00	
10-1311411	LEVIED PROP TAXES REC 5 YEAR	6,417.85	
10-1311500	ACCTS REC - CLASS C ROADS	42,481.00	
10-1311700	ACCTS REC - OTHER	(62,632.08)	
10-1311997	SALES AND USE TAX RECEIVABLE	499,727.00	
10-1311998	MASS TRANSIT RECEIVABLE	73,337.00	
10-1311999	FRANCHISE TAXES AR	17,362.00	
10-1312000	ALLOW FOR BAD UTILITY ACCOUNTS	(874.49)	
10-1561101	PPD EXPENSE - STAMPS	4,800.10	
10-1571000	DEFERRED OUTFLOW OF RESOURCES	166,531.00	
10-1611000	LAND - GENERAL MUNICIPAL	1,343,999.91	
10-1621000	BUILDINGS - GENERAL MUNICIPAL	8,482,775.99	
10-1622000	DEPRECIATION - BUILDINGS	(5,859,393.39)	
10-1631000	IMPROVE - GEN MUNICIPAL	4,022,313.95	
10-1632000	DEPRECIATION - IMPROVEMENTS	(2,188,988.08)	
10-1651000	EQUIPMENT - GENERAL MUNICIPAL	4,321,425.52	
10-1652000	DEPRECIATION - EQUIPMENT	(2,957,561.98)	
10-1661000	INFRASTRUCTURE - ROADS	9,142,818.62	
10-1662000	DEPRECIATION - ROADS	(5,314,232.77)	
10-1671000	INFRASTRUCTURE-SIDEWALKS	2,263,146.88	
10-1672000	DEPRECIATION - SIDEWALKS	(1,815,658.61)	
10-1681000	INFRASTRUCTURE-CURB & GUTTER	1,242,632.31	
10-1682000	DEPRECIATION - CURB & GUTTER	(1,164,083.81)	
10-1711000	CONSTRUCTION IN PROGRESS	6,808,788.68	
10-1801110	DESIGNATED CASH - SENIOR	33,561.74	
10-1801120	DESIGNATED CASH - MUSEUM	12,750.26	
10-1801130	DESIGNATED CASH - FIRST RESP.	8,374.44	
10-1801140	DESIGNATED CASH - FIRE DEPT	310,617.21	
10-1841000	SPEC FUND AMTS TO BE PROVIDED	240,179.26	
	TOTAL ASSETS		22,631,883.13

LIABILITIES AND EQUITY

FOR ADMINISTRATION USE ONLY

17 % OF THE FISCAL YEAR HAS ELAPSED

09/11/2024 04:10PM PAGE: 2

28

Section 11. Item A.

HYRUM CITY CORPORATION
 BALANCE SHEET
 AUGUST 31, 2024

GENERAL FUND

LIABILITIES

10-2131000	ACCTS PAY - GENERAL	51,178.68	
10-2131110	ACCTS PAY - CONTRACTOR DEP	646,059.72	
10-2131130	ACCTS PAY - PARK DEPOSITS	2,220.00	
10-2131140	ACCTS PAY - DISPATCH	(3,154.39)	
10-2131150	ACCTS PAY - OTHER	7,662.47	
10-2131160	ZONING/SUBDIVISION DEPOSITS	352,289.33	
10-2211000	ACCRUED PAYROLL PAYABLE	53,400.00	
10-2220000	INSURANCE - CITY PORTION	.12	
10-2220200	ULGT INSURANCE - CITY PORTION	.51	
10-2222000	DISABILITY INSURANCE PAYABLE	(.04)	
10-2224000	WORKER'S COMPENSATION PAYABLE	(35,694.25)	
10-2227000	TRUST INSURANCE-EMPLOYEE	191.99	
10-2228000	ACCRUED VAC PAY - GENERAL	66,777.85	
10-2228001	DEFERRED INFLOWS OF RESOURCES	513,396.00	
10-2228002	UNFUNDED PENSION PAYABLE	(376,207.00)	
10-2230100	ACCRUED SICK LEAVE - GENERAL	144,200.41	
10-2232000	FLEX PLAN	(.01)	
10-2240000	UNEARNED PROPERTY TAXES	716,350.00	
10-2411050	STATE ASSESSMENT PAYABLE	(639.18)	
10-2411105	NON-UTILITY SALES TAX	(18.08)	
	TOTAL LIABILITIES		2,138,014.13

FUND EQUITY

UNAPPROPRIATED FUND BALANCE:			
10-2951000	GEN FUND - PRIOR YR UNAPPROP	1,824,337.24	
10-2951060	GENERAL FUND - DESIGNATED	365,303.65	
10-2971000	INVEST IN GENERAL FIXED ASSETS	18,327,983.22	
10-2971001	UNFUNDED PENSION ADJ.	(40,533.00)	
10-2972100	UNCOLLECTED PROPERTY TAX	105,493.85	
	REVENUE OVER EXPENDITURES - YTD	(88,715.96)	
	BALANCE - CURRENT DATE	20,493,869.00	
	TOTAL FUND EQUITY		20,493,869.00
	TOTAL LIABILITIES AND EQUITY		22,631,883.13

FOR ADMINISTRATION USE ONLY

17 % OF THE FISCAL YEAR HAS ELAPSED

09/11/2024 04:10PM PAGE: 3

29

Section 11. Item A.

HYRUM CITY CORPORATION
 REVENUES WITH COMPARISON TO BUDGET
 FOR THE 2 MONTHS ENDING AUGUST 31, 2024

GENERAL FUND

		PERIOD ACTUAL	YTD ACTUAL	BUDGET	UNEARNED	PCNT
<u>TAXES</u>						
10-3110	GEN PROPERTY TAXES - CURRENT	1,499.79	1,499.79	1,000,000.00	998,500.21	.2
10-3115	FEE IN LIEU	5,300.92	5,300.92	50,000.00	44,699.08	10.6
10-3120	GEN PROP TAXES - DELINQUENT	2.84	2.84	15,000.00	14,997.16	.0
10-3130	GENERAL SALES TAX	207,497.05	508,821.42	2,300,000.00	1,791,178.58	22.1
10-3140	FRANCHISE TAXES	605.68	1,139.45	55,000.00	53,860.55	2.1
10-3145	ENERGY SALES AND USE TAX	17,133.67	26,297.68	400,000.00	373,702.32	6.6
10-3150	MASS TRANSIT TAX	.00	.00	350,000.00	350,000.00	.0
	TOTAL TAXES	232,039.95	543,062.10	4,170,000.00	3,626,937.90	13.0
<u>LICENSES AND PERMITS</u>						
10-3210	BUSINESS LICENSES	416.25	971.25	23,000.00	22,028.75	4.2
10-3221	BUILDING PERMITS	7,112.79	8,027.79	50,000.00	41,972.21	16.1
10-3225	ANIMAL LICENSES	86.00	196.00	11,000.00	10,804.00	1.8
	TOTAL LICENSES AND PERMITS	7,615.04	9,195.04	84,000.00	74,804.96	11.0
<u>INTERGOVERNMENTAL REVENUES</u>						
10-3340	STATE - FEDERAL GRANTS	.00	.00	750,000.00	750,000.00	.0
10-3356	CLASS C ROAD ALLOTMENT	21,853.08	39,714.80	1,200,000.00	1,160,285.20	3.3
	TOTAL INTERGOVERNMENTAL REVENUES	21,853.08	39,714.80	1,950,000.00	1,910,285.20	2.0
<u>CHARGES FOR SERVICES</u>						
10-3413	ZONING & SUBDIVISION FEES	19,932.65	20,307.65	50,000.00	29,692.35	40.6
10-3415	SALE OF MAPS & PUBLICATIONS	9.38	9.38	1,000.00	990.62	.9
10-3422	SPECIAL PROTECTIVE SERVICES	.00	.00	165,000.00	165,000.00	.0
10-3440	SOLID WASTE COLLECTION	91,346.69	181,617.48	1,100,000.00	918,382.52	16.5
10-3441	EMERGENCY MEDICAL SERVICES	17,070.12	34,259.82	210,000.00	175,740.18	16.3
10-3455	ANIMAL CONTROL FEES	.00	.00	1,000.00	1,000.00	.0
10-3473	RECREATION REVENUES	1,607.00	2,167.00	20,000.00	17,833.00	10.8
10-3474	COMMUNITY PROGRESS REVENUES	.00	.00	2,000.00	2,000.00	.0
10-3475	YOUTH COUNCIL ACTIVITIES	554.51	2,474.35	3,000.00	525.65	82.5
10-3476	LIBRARY USE FEES	533.00	1,558.00	70,000.00	68,442.00	2.2
10-3477	ROAD IMPACT FEES	.00	.00	46,800.00	46,800.00	.0
10-3479	PARK IMPACT FEES	11,085.00	19,953.00	177,400.00	157,447.00	11.3
10-3480	CEMETERY	8,810.00	25,970.00	80,000.00	54,030.00	32.5
10-3490	MISCELLANEOUS	1,700.10	8,212.75	100,000.00	91,787.25	8.2
	TOTAL CHARGES FOR SERVICES	152,648.45	296,529.43	2,026,200.00	1,729,670.57	14.6

FOR ADMINISTRATION USE ONLY

17 % OF THE FISCAL YEAR HAS ELAPSED

09/11/2024 04:10PM PAGE: 4

30

Section 11. Item A.

HYRUM CITY CORPORATION
REVENUES WITH COMPARISON TO BUDGET
FOR THE 2 MONTHS ENDING AUGUST 31, 2024

GENERAL FUND

	PERIOD ACTUAL	YTD ACTUAL	BUDGET	UNEARNED	PCNT
<u>FINES AND FORFEITURES</u>					
10-3510 COURT FINES	9,828.37	9,828.37	100,000.00	90,171.63	9.8
10-3512 LIBRARY FINES	492.78	966.28	6,500.00	5,533.72	14.9
10-3513 PARKING TICKETS	5.00	15.00	950.00	935.00	1.6
TOTAL FINES AND FORFEITURES	10,326.15	10,809.65	107,450.00	96,640.35	10.1
<u>MISCELLANEOUS REVENUES</u>					
10-3610 INTEREST EARNINGS	9,503.76	19,473.41	148,800.00	129,326.59	13.1
10-3620 BUILDING & FACILITY RENTS	5,095.00	9,325.00	60,000.00	50,675.00	15.5
10-3622 LIBRARY ROOM RENTAL FEES	.00	.00	100.00	100.00	.0
10-3640 SALE OF FIXED ASSETS	.00	3,000.00	35,000.00	32,000.00	8.6
10-3650 SALE OF MATERIAL & SUPPLIES	48.00	48.00	10,000.00	9,952.00	.5
10-3651 SALE OF LIBRARY MAT'L & BOOKS	147.50	367.00	1,000.00	633.00	36.7
10-3652 LIBRARY COPY & LAMINATING FEES	163.40	344.90	2,000.00	1,655.10	17.3
TOTAL MISCELLANEOUS REVENUES	14,957.66	32,558.31	256,900.00	224,341.69	12.7
<u>CONTRIBUTIONS AND TRANSFERS</u>					
10-3870 CONTRIBUTIONS - PRIVATE	579.00	823.50	10,000.00	9,176.50	8.2
10-3871 CONTRIBUTIONS - SR. CIT. TRIPS	.00	.00	5,000.00	5,000.00	.0
10-3872 CONTRIBUTIONS - NEW LIBRARY	.00	.00	2,000.00	2,000.00	.0
10-3874 DONATIONS - ELITE HALL	.00	.00	10,000.00	10,000.00	.0
10-3875 CONTRIBUTIONS - MUSEUM	.00	.00	10,000.00	10,000.00	.0
10-3876 CONTRIBUTIONS - MISC.	11.61	12.01	7,000.00	6,987.99	.2
10-3891 CONTRIBUTIONS - DESIGNATED GF	.00	.00	42,000.00	42,000.00	.0
10-3893 TRANS FM/TO GEN FUND UNAPPROP	.00	.00	1,097,820.00	1,097,820.00	.0
TOTAL CONTRIBUTIONS AND TRANSFERS	590.61	835.51	1,183,820.00	1,182,984.49	.1
TOTAL FUND REVENUE	440,030.94	932,704.84	9,778,370.00	8,845,665.16	9.5

FOR ADMINISTRATION USE ONLY

17 % OF THE FISCAL YEAR HAS ELAPSED

09/11/2024 04:10PM PAGE: 5

31

Section 11. Item A.

HYRUM CITY CORPORATION
 EXPENDITURES WITH COMPARISON TO BUDGET
 FOR THE 2 MONTHS ENDING AUGUST 31, 2024

GENERAL FUND

		PERIOD ACTUAL	YTD ACTUAL	BUDGET	UNEXPENDED	PCNT
<u>CITY COUNCIL</u>						
10-4110-110	SALARY & WAGES	2,500.00	5,000.00	33,000.00	28,000.00	15.2
10-4110-130	EMPLOYEE BENEFITS	191.25	382.50	3,100.00	2,717.50	12.3
10-4110-230	TRAVEL & MEETINGS	.00	.00	10,000.00	10,000.00	.0
10-4110-510	INSURANCE	.00	.00	550.00	550.00	.0
10-4110-610	MISCELLANEOUS	179.55	179.55	600.00	420.45	29.9
	TOTAL CITY COUNCIL	2,870.80	5,562.05	47,250.00	41,687.95	11.8
<u>J. P. COURT</u>						
10-4120-110	SALARY & WAGES	4,628.54	8,858.29	85,500.00	76,641.71	10.4
10-4120-115	OVERTIME	.00	.00	100.00	100.00	.0
10-4120-130	EMPLOYEE BENEFITS	742.35	1,453.32	12,000.00	10,546.68	12.1
10-4120-210	BOOKS, SUBSCRIP & MEMBERSHIPS	64.35	64.35	700.00	635.65	9.2
10-4120-230	TRAVEL & TRAINING	.00	.00	4,000.00	4,000.00	.0
10-4120-240	OFFICE SUPPLIES & EXPENSE	.00	.00	1,500.00	1,500.00	.0
10-4120-250	EQUIP SUPPLIES & MAINTENANCE	251.46	251.46	2,400.00	2,148.54	10.5
10-4120-280	TELEPHONE	20.02	20.02	1,000.00	979.98	2.0
10-4120-510	INSURANCE	.00	.00	1,050.00	1,050.00	.0
10-4120-620	WITNESS, JURY & BALIFF FEES	516.50	1,001.50	14,000.00	12,998.50	7.2
	TOTAL J. P. COURT	6,223.22	11,648.94	122,250.00	110,601.06	9.5
<u>MAYOR</u>						
10-4130-110	SALARY & WAGES	448.75	897.50	18,400.00	17,502.50	4.9
10-4130-130	EMPLOYEE BENEFITS	45.92	91.84	5,600.00	5,508.16	1.6
10-4130-210	BOOKS, SUBSCRIP & MEMBERSHIPS	.00	.00	500.00	500.00	.0
10-4130-230	TRAVEL & MEETINGS	455.00	455.00	4,500.00	4,045.00	10.1
10-4130-240	OFFICE SUPPLIES & EXPENSE	.00	.00	100.00	100.00	.0
10-4130-280	TELEPHONE	2.50	5.00	50.00	45.00	10.0
10-4130-510	INSURANCE	.00	.00	300.00	300.00	.0
10-4130-610	MISCELLANEOUS	54.76	54.76	600.00	545.24	9.1
	TOTAL MAYOR	1,006.93	1,504.10	30,050.00	28,545.90	5.0

FOR ADMINISTRATION USE ONLY

17 % OF THE FISCAL YEAR HAS ELAPSED

09/11/2024 04:10PM PAGE: 6

32

HYRUM CITY CORPORATION
EXPENDITURES WITH COMPARISON TO BUDGET
FOR THE 2 MONTHS ENDING AUGUST 31, 2024

GENERAL FUND

	PERIOD ACTUAL	YTD ACTUAL	BUDGET	UNEXPENDED	PCNT
<u>ADMINISTRATION</u>					
10-4140-110 SALARY & WAGES	6,066.58	11,734.86	90,400.00	78,665.14	13.0
10-4140-115 OVERTIME	759.87	1,575.98	3,000.00	1,424.02	52.5
10-4140-130 EMPLOYEE BENEFITS	2,016.30	3,966.85	17,700.00	13,733.15	22.4
10-4140-210 BOOKS, SUBSCRIP & MEMBERSHIPS	.00	185.00	1,000.00	815.00	18.5
10-4140-220 PUBLIC NOTICES	.00	.00	1,000.00	1,000.00	.0
10-4140-230 TRAVEL & TRAINING	.00	.00	2,500.00	2,500.00	.0
10-4140-240 OFFICE SUPPLIES & EXPENSE	323.93	582.88	6,500.00	5,917.12	9.0
10-4140-250 EQUIP SUPPLIES & MAINTENANCE	270.65	364.69	6,500.00	6,135.31	5.6
10-4140-280 TELEPHONE	405.06	544.73	2,000.00	1,455.27	27.2
10-4140-285 INTERNET SERVICE	.00	.00	1,000.00	1,000.00	.0
10-4140-310 PROFESSIONAL SERVICES	5,351.43	7,019.75	60,000.00	52,980.25	11.7
10-4140-510 INSURANCE & BONDS	.00	.00	2,350.00	2,350.00	.0
10-4140-610 MISCELLANEOUS	.00	.00	500.00	500.00	.0
TOTAL ADMINISTRATION	15,193.82	25,974.74	194,450.00	168,475.26	13.4
<u>NON DEPARTMENTAL</u>					
10-4150-210 MEMBERSHIPS	.00	6,239.99	6,000.00	(239.99)	104.0
10-4150-220 PUBLIC NOTICES	.00	.00	7,000.00	7,000.00	.0
10-4150-310 PROFESSIONAL SERVICES	646.28	1,953.78	5,000.00	3,046.22	39.1
10-4150-510 INSURANCE & BONDS	.00	.00	200.00	200.00	.0
TOTAL NON DEPARTMENTAL	646.28	8,193.77	18,200.00	10,006.23	45.0
<u>GENERAL GOVERNMENT BUILDINGS</u>					
10-4160-110 SALARY & WAGES	880.21	1,843.61	35,200.00	33,356.39	5.2
10-4160-130 EMPLOYEE BENEFITS	147.85	247.31	17,700.00	17,452.69	1.4
10-4160-250 EQUIP SUPPLIES & MAINTENANCE	.00	.00	2,000.00	2,000.00	.0
10-4160-260 BLDG & GROUNDS SUP & MAINT	4,621.65	4,688.93	35,000.00	30,311.07	13.4
10-4160-270 UTILITIES	32.84	95.78	13,000.00	12,904.22	.7
10-4160-310 CONTRACT SERVICES	253.31	253.31	6,000.00	5,746.69	4.2
10-4160-510 INSURANCE	.00	.00	10,250.00	10,250.00	.0
10-4160-610 MISCELLANEOUS	.00	.00	1,000.00	1,000.00	.0
10-4160-620 MISCELLANEOUS SERVICES	360.00	360.00	1,500.00	1,140.00	24.0
10-4160-720 BUILDING IMPROVEMENTS	40,000.00	45,060.00	294,000.00	248,940.00	15.3
TOTAL GENERAL GOVERNMENT BUILDINGS	46,295.86	52,548.94	415,650.00	363,101.06	12.6
<u>ELECTION</u>					
10-4170-220 PUBLIC NOTICES	.00	.00	500.00	500.00	.0
TOTAL ELECTION	.00	.00	500.00	500.00	.0

Section 11. Item A.

HYRUM CITY CORPORATION
 EXPENDITURES WITH COMPARISON TO BUDGET
 FOR THE 2 MONTHS ENDING AUGUST 31, 2024

GENERAL FUND

		PERIOD ACTUAL	YTD ACTUAL	BUDGET	UNEXPENDED	PCNT
<u>PLANNING COMMISSION</u>						
10-4180-110	SALARY & WAGES	3,136.67	5,850.86	148,100.00	142,249.14	4.0
10-4180-115	OVERTIME	69.25	100.29	200.00	99.71	50.2
10-4180-130	EMPLOYEE BENEFITS	895.05	1,715.20	70,100.00	68,384.80	2.5
10-4180-220	PUBLIC NOTICES	68.31	68.31	1,000.00	931.69	6.8
10-4180-230	TRAVEL & TRAINING	.00	.00	2,500.00	2,500.00	.0
10-4180-240	OFFICE SUPPLIES & EXPENSE	5.58	5.58	200.00	194.42	2.8
10-4180-250	EQUIPMENT SUPPLIES & MAINTENAN	64.96	64.96	1,800.00	1,735.04	3.6
10-4180-280	TELEPHONE	42.78	64.03	800.00	735.97	8.0
10-4180-310	PROFESSIONAL SERVICES	2,750.00	2,750.00	190,000.00	187,250.00	1.5
10-4180-510	INSURANCE	.00	.00	900.00	900.00	.0
	TOTAL PLANNING COMMISSION	7,032.60	10,619.23	415,600.00	404,980.77	2.6
<u>LAW ENFORCEMENT</u>						
10-4210-310	CONTRACT SERVICES	.00	147,627.00	295,500.00	147,873.00	50.0
	TOTAL LAW ENFORCEMENT	.00	147,627.00	295,500.00	147,873.00	50.0
<u>EMERGENCY MANAGMENT SERVICES</u>						
10-4212-110	SALARY & WAGES	.00	.00	5,900.00	5,900.00	.0
10-4212-130	EMPLOYEE BENEFITS	.00	.00	1,000.00	1,000.00	.0
10-4212-220	PUBLIC NOTICES	.00	.00	100.00	100.00	.0
10-4212-230	TRAVEL & TRAINING	25.25	25.25	1,000.00	974.75	2.5
10-4212-240	OFFICE SUPPLIES & EXPENSE	.00	.00	200.00	200.00	.0
10-4212-250	EQUIP SUPPLIES & MAINTENANCE	581.25	581.25	2,000.00	1,418.75	29.1
10-4212-310	PROFESSIONAL SERVICES	79,846.75	79,846.75	190,000.00	110,153.25	42.0
10-4212-510	INSURANCE	.00	.00	200.00	200.00	.0
10-4212-610	MISCELLANEOUS	.00	.00	200.00	200.00	.0
10-4212-740	EQUIPMENT	.00	.00	5,000.00	5,000.00	.0
	TOTAL EMERGENCY MANAGMENT SERVICE	80,453.25	80,453.25	205,600.00	125,146.75	39.1

FOR ADMINISTRATION USE ONLY

17 % OF THE FISCAL YEAR HAS ELAPSED

09/11/2024 04:10PM PAGE: 8

34

HYRUM CITY CORPORATION
EXPENDITURES WITH COMPARISON TO BUDGET
FOR THE 2 MONTHS ENDING AUGUST 31, 2024

GENERAL FUND

	PERIOD ACTUAL	YTD ACTUAL	BUDGET	UNEXPENDED	PCNT
<u>FIRST RESPONDERS</u>					
10-4215-110 SALARY & WAGES	.00	.00	25,000.00	25,000.00	.0
10-4215-130 EMPLOYEE BENEFITS	.00	.00	2,700.00	2,700.00	.0
10-4215-210 BOOKS, SUBSCRIP & MEMBERSHIPS	.00	.00	200.00	200.00	.0
10-4215-230 TRAVEL & TRAINING	.00	.00	10,800.00	10,800.00	.0
10-4215-240 OFFICE SUPPLIES & EXPENSE	.00	.00	150.00	150.00	.0
10-4215-250 EQUIP SUPPLIES & MAINTENANCE	.00	.00	6,000.00	6,000.00	.0
10-4215-280 TELEPHONE	.00	.00	1,200.00	1,200.00	.0
10-4215-310 PROFESSIONAL SERVICES	.00	.00	300.00	300.00	.0
10-4215-510 INSURANCE	.00	.00	4,600.00	4,600.00	.0
10-4215-610 MISCELLANEOUS	.00	.00	400.00	400.00	.0
10-4215-740 EQUIPMENT	.00	.00	5,000.00	5,000.00	.0
TOTAL FIRST RESPONDERS	.00	.00	56,350.00	56,350.00	.0
<u>FIRE DEPARTMENT</u>					
10-4220-110 SALARY & WAGES	.00	.00	60,200.00	60,200.00	.0
10-4220-130 EMPLOYEE BENEFITS	.00	.00	3,600.00	3,600.00	.0
10-4220-210 BOOKS, SUBSCRIP & MEMBERSHIPS	150.00	150.00	1,000.00	850.00	15.0
10-4220-230 TRAVEL & TRAINING	63.34	63.34	15,000.00	14,936.66	.4
10-4220-240 OFFICE SUPPLIES & EXPENSE	.00	.00	500.00	500.00	.0
10-4220-250 EQUIP SUPPLIES & MAINTENANCE	8,773.19	9,945.84	25,000.00	15,054.16	39.8
10-4220-260 BLDG & GROUNDS SUPPLIES & MAIN	240.00	240.00	2,500.00	2,260.00	9.6
10-4220-270 UTILITIES	74.33	160.67	9,000.00	8,839.33	1.8
10-4220-280 TELEPHONE	60.06	60.06	2,500.00	2,439.94	2.4
10-4220-285 INTERNET SERVICE	.00	.00	1,600.00	1,600.00	.0
10-4220-310 PROFESSIONAL SERVICES	.00	.00	129,000.00	129,000.00	.0
10-4220-510 INSURANCE	.00	.00	22,000.00	22,000.00	.0
10-4220-610 MISCELLANEOUS	.00	.00	1,500.00	1,500.00	.0
10-4220-740 EQUIPMENT	.00	840.74	10,000.00	9,159.26	8.4
TOTAL FIRE DEPARTMENT	9,360.92	11,460.65	283,400.00	271,939.35	4.0
<u>ANIMAL CONTROL</u>					
10-4253-110 SALARY & WAGES	1,157.76	2,604.96	38,900.00	36,295.04	6.7
10-4253-130 EMPLOYEE BENEFITS	88.57	199.28	3,600.00	3,400.72	5.5
10-4253-210 MEMBERSHIPS	.00	.00	80.00	80.00	.0
10-4253-220 PUBLIC NOTICES	.00	.00	100.00	100.00	.0
10-4253-230 TRAVEL & TRAINING	.00	.00	3,500.00	3,500.00	.0
10-4253-250 EQUIP SUPPLIES & MAINTENANCE	.00	.00	1,000.00	1,000.00	.0
10-4253-280 TELEPHONE	40.00	80.00	1,000.00	920.00	8.0
10-4253-310 PROFESSIONAL SERVICES	.00	.00	3,500.00	3,500.00	.0
10-4253-480 SPECIAL DEPARTMENTAL SUPPLIES	.00	.00	350.00	350.00	.0
10-4253-510 INSURANCE	.00	.00	500.00	500.00	.0
10-4253-620 MISCELLANEOUS SERVICES	.00	.00	490.00	490.00	.0
TOTAL ANIMAL CONTROL	1,286.33	2,884.24	53,020.00	50,135.76	5.4

Section 11. Item A.

HYRUM CITY CORPORATION
 EXPENDITURES WITH COMPARISON TO BUDGET
 FOR THE 2 MONTHS ENDING AUGUST 31, 2024

GENERAL FUND

		PERIOD ACTUAL	YTD ACTUAL	BUDGET	UNEXPENDED	PCNT
<u>ROADS</u>						
10-4410-110	SALARY & WAGES	3,878.29	7,308.50	101,800.00	94,491.50	7.2
10-4410-115	OVERTIME	.00	.00	10,000.00	10,000.00	.0
10-4410-120	SEASONAL/TEMPORARY EMPLOYEES	.00	.00	9,000.00	9,000.00	.0
10-4410-130	EMPLOYEE BENEFITS	1,544.88	3,035.26	65,500.00	62,464.74	4.6
10-4410-230	TRAVEL	.00	.00	2,000.00	2,000.00	.0
10-4410-240	OFFICE SUPPLIES & EXPENSE	.00	.00	100.00	100.00	.0
10-4410-250	EQUIP SUPPLIES & MAINTENANCE	2,981.01	3,084.01	45,000.00	41,915.99	6.9
10-4410-260	BLDG & GROUNDS SUP & MAINT	.00	99.00	5,000.00	4,901.00	2.0
10-4410-280	TELEPHONE	43.75	87.50	800.00	712.50	10.9
10-4410-310	PROFESSIONAL SERVICES	3,209.00	3,209.00	2,500.00	(709.00)	128.4
10-4410-410	ROAD MAINTENANCE	2,700.00	11,235.13	70,000.00	58,764.87	16.1
10-4410-450	PUBLIC SAFETY SUPPLIES	.00	.00	60,000.00	60,000.00	.0
10-4410-480	SIDEWALK CONST & MAINT	.00	1,005.18	235,000.00	233,994.82	.4
10-4410-481	STREET TREE MAINTENANCE	17,190.00	17,190.00	30,000.00	12,810.00	57.3
10-4410-482	CURB & GUTTER CONST & MAINT	3,156.64	3,156.64	100,000.00	96,843.36	3.2
10-4410-510	INSURANCE	.00	.00	14,400.00	14,400.00	.0
10-4410-610	MISCELLANEOUS SUPPLIES	.00	.00	500.00	500.00	.0
10-4410-720	BUILDING IMPROVEMENTS	.00	.00	525,000.00	525,000.00	.0
10-4410-740	EQUIPMENT	31,723.65	31,723.65	551,500.00	519,776.35	5.8
10-4410-750	OTHER IMPROVEMENTS	2,782.50	2,782.50	1,495,000.00	1,492,217.50	.2
	TOTAL ROADS	69,209.72	83,916.37	3,323,100.00	3,239,183.63	2.5
<u>SOLID WASTE COLLECTION</u>						
10-4420-240	OFFICE SUPPLIES & EXPENSE	.00	.00	3,000.00	3,000.00	.0
10-4420-310	CONTRACT SERVICES	86,219.59	86,219.59	980,000.00	893,780.41	8.8
10-4420-311	COMMUNITY CLEAN UP	.00	.00	8,000.00	8,000.00	.0
	TOTAL SOLID WASTE COLLECTION	86,219.59	86,219.59	991,000.00	904,780.41	8.7
<u>SHOP</u>						
10-4440-130	EMPLOYEE BENEFITS	.00	.00	9,900.00	9,900.00	.0
10-4440-250	EQUIP SUPPLIES & MAINTENANCE	175.65	187.54	11,000.00	10,812.46	1.7
10-4440-280	TELEPHONE	.00	.00	600.00	600.00	.0
10-4440-480	SPECIAL DEPARTMENTAL SUPPLIES	.00	.00	1,000.00	1,000.00	.0
10-4440-510	INSURANCE	.00	.00	700.00	700.00	.0
10-4440-610	MISCELLANEOUS	.00	.00	100.00	100.00	.0
	TOTAL SHOP	175.65	187.54	23,300.00	23,112.46	.8

FOR ADMINISTRATION USE ONLY

17 % OF THE FISCAL YEAR HAS ELAPSED

09/11/2024 04:10PM PAGE: 10

36

Section 11. Item A.

HYRUM CITY CORPORATION
 EXPENDITURES WITH COMPARISON TO BUDGET
 FOR THE 2 MONTHS ENDING AUGUST 31, 2024

GENERAL FUND

		PERIOD ACTUAL	YTD ACTUAL	BUDGET	UNEXPENDED	PCNT
<u>PARKS</u>						
10-4510-110	SALARY & WAGES	18,725.05	37,224.65	186,200.00	148,975.35	20.0
10-4510-115	OVERTIME	121.25	1,723.73	4,000.00	2,276.27	43.1
10-4510-120	SEASONAL/TEMPORARY EMPLOYEES	5,586.15	16,448.43	50,000.00	33,551.57	32.9
10-4510-130	EMPLOYEE BENEFITS	7,719.71	16,055.61	95,200.00	79,144.39	16.9
10-4510-230	TRAVEL & TRAINING	.00	.00	300.00	300.00	.0
10-4510-250	EQUIPMENT SUPPLIES & MAINT	1,476.83	5,682.46	23,700.00	18,017.54	24.0
10-4510-252	CLOTHING AND PPC	683.10	683.10	1,300.00	616.90	52.6
10-4510-260	BLDG & GROUNDS SUP & MAINT	4,040.73	11,188.38	70,000.00	58,811.62	16.0
10-4510-280	TELEPHONE	68.05	93.05	1,200.00	1,106.95	7.8
10-4510-310	PROFESSIONAL SERVICES	27,667.58	27,667.58	75,000.00	47,332.42	36.9
10-4510-510	INSURANCE	.00	.00	11,000.00	11,000.00	.0
10-4510-610	MISCELLANEOUS SUPPLIES	198.65	198.65	400.00	201.35	49.7
10-4510-620	MISCELLANEOUS SERVICES	.00	.00	500.00	500.00	.0
10-4510-720	BUILDING IMPROVEMENTS	.00	.00	73,000.00	73,000.00	.0
10-4510-730	PARK IMPROVEMENTS	10,100.63	197,299.85	475,000.00	277,700.15	41.5
10-4510-740	EQUIPMENT	26,810.45	26,810.45	103,500.00	76,689.55	25.9
	TOTAL PARKS	103,198.18	341,075.94	1,170,300.00	829,224.06	29.1
<u>ENGINEERING</u>						
10-4550-110	SALARY & WAGES	2,399.89	4,745.87	57,000.00	52,254.13	8.3
10-4550-115	OVERTIME	115.40	167.13	.00	(167.13)	.0
10-4550-130	EMPLOYEE BENEFITS	1,005.65	1,983.87	22,500.00	20,516.13	8.8
10-4550-210	BOOKS, SUBS & MEMBERSHIP	.00	.00	1,500.00	1,500.00	.0
10-4550-230	TRAVEL & MEETINGS	.00	.00	1,500.00	1,500.00	.0
10-4550-240	OFFICE SUPPLIES & EXPENSE	.00	.00	100.00	100.00	.0
10-4550-250	EQUIP SUPPLIES & MAINTENANCE	134.39	134.39	10,000.00	9,865.61	1.3
10-4550-280	TELEPHONE	24.03	26.53	700.00	673.47	3.8
10-4550-310	PROFESSIONAL SERVICES	2,350.00	2,350.00	5,000.00	2,650.00	47.0
10-4550-510	INSURANCE	.00	.00	1,900.00	1,900.00	.0
10-4550-610	MISCELLANEOUS	.00	.00	50.00	50.00	.0
	TOTAL ENGINEERING	6,029.36	9,407.79	100,250.00	90,842.21	9.4

FOR ADMINISTRATION USE ONLY

17 % OF THE FISCAL YEAR HAS ELAPSED

09/11/2024 04:10PM PAGE: 11

37

Section 11. Item A.

HYRUM CITY CORPORATION
 EXPENDITURES WITH COMPARISON TO BUDGET
 FOR THE 2 MONTHS ENDING AUGUST 31, 2024

GENERAL FUND

		PERIOD ACTUAL	YTD ACTUAL	BUDGET	UNEXPENDED	PCNT
<u>RECREATION</u>						
10-4561-110	SALARY & WAGES	.00	.00	55,100.00	55,100.00	.0
10-4561-120	SEASONAL/TEMPORARY EMPLOYEES	.00	10,016.00	9,700.00	(316.00)	103.3
10-4561-130	EMPLOYEE BENEFITS	.00	766.22	38,300.00	37,533.78	2.0
10-4561-220	PUBLIC NOTICES	.00	.00	500.00	500.00	.0
10-4561-240	OFFICE SUPPLIES & EXPENSE	.00	.00	1,000.00	1,000.00	.0
10-4561-250	EQUIPMENT SUPPLIES & EXPENSE	58.44	58.44	7,000.00	6,941.56	.8
10-4561-480	SPECIAL DEPARTMENTAL SUPPLIES	.00	64.25	13,000.00	12,935.75	.5
10-4561-481	FIELD PREPARATION SUPPLIES	.00	.00	30,000.00	30,000.00	.0
10-4561-510	INSURANCE	.00	.00	3,000.00	3,000.00	.0
10-4561-609	TOURNAMENT REGISTRATION	.00	.00	1,000.00	1,000.00	.0
10-4561-610	MISCELLANEOUS SUPPLIES	.00	.00	800.00	800.00	.0
10-4561-620	MISCELLANEOUS SERVICES	.00	(30.00)	10,000.00	10,030.00	(.3)
	TOTAL RECREATION	58.44	10,874.91	169,400.00	158,525.09	6.4
<u>MUSEUM</u>						
10-4562-110	SALARY & WAGES	5,850.45	10,752.69	62,000.00	51,247.31	17.3
10-4562-130	EMPLOYEE BENEFITS	1,121.57	2,031.00	12,000.00	9,969.00	16.9
10-4562-210	BOOKS, SUBSCRIP & MEMBERSHIPS	.00	.00	650.00	650.00	.0
10-4562-220	MUSEUM PROMOTION	221.82	221.82	800.00	578.18	27.7
10-4562-230	TRAVEL	530.00	530.00	3,000.00	2,470.00	17.7
10-4562-240	OFFICE SUPPLIES	234.88	234.88	600.00	365.12	39.2
10-4562-250	EQUIP SUPPLIES & MAINTENANCE	.00	.00	750.00	750.00	.0
10-4562-260	BLDG & GRNDS SUPPLIES & MAINT	.00	.00	100.00	100.00	.0
10-4562-280	TELEPHONE	104.00	208.00	650.00	442.00	32.0
10-4562-480	MUSEUM ARTIFACTS & MATERIALS	.00	.00	1,000.00	1,000.00	.0
10-4562-510	INSURANCE	.00	.00	900.00	900.00	.0
10-4562-610	MISCELLANEOUS	77.56	77.56	1,000.00	922.44	7.8
10-4562-720	BUILDING IMPROVEMENTS	.00	.00	10,000.00	10,000.00	.0
	TOTAL MUSEUM	8,140.28	14,055.95	93,450.00	79,394.05	15.0
<u>YOUTH COUNCIL</u>						
10-4563-210	MEMBERSHIPS	.00	.00	50.00	50.00	.0
10-4563-230	TRAVEL & TRAINING	.00	.00	5,000.00	5,000.00	.0
10-4563-250	EQUIP SUPPLIES & MAINTENANCE	.00	.00	1,000.00	1,000.00	.0
10-4563-610	MISCELLANEOUS SUPPLIES	68.70	68.70	5,000.00	4,931.30	1.4
10-4563-620	MISCELLANEOUS SERVICES	.00	.00	500.00	500.00	.0
	TOTAL YOUTH COUNCIL	68.70	68.70	11,550.00	11,481.30	.6

FOR ADMINISTRATION USE ONLY

17 % OF THE FISCAL YEAR HAS ELAPSED

09/11/2024 04:10PM PAGE: 12

38

Section 11. Item A.

HYRUM CITY CORPORATION
 EXPENDITURES WITH COMPARISON TO BUDGET
 FOR THE 2 MONTHS ENDING AUGUST 31, 2024

GENERAL FUND

		PERIOD ACTUAL	YTD ACTUAL	BUDGET	UNEXPENDED	PCNT
<u>SENIOR CITIZENS</u>						
10-4564-110	SALARY & WAGES	4,350.29	7,630.41	67,300.00	59,669.59	11.3
10-4564-115	OVERTIME	.00	.00	1,000.00	1,000.00	.0
10-4564-130	EMPLOYEE BENEFITS	794.62	1,618.48	13,200.00	11,581.52	12.3
10-4564-220	PUBLIC NOTICES	.00	.00	400.00	400.00	.0
10-4564-230	TRAVEL & TRAINING	39.00	64.00	10,000.00	9,936.00	.6
10-4564-240	OFFICE SUPPLIES	.00	.00	500.00	500.00	.0
10-4564-250	EQUIP SUPPLIES & MAINTENANCE	.00	.00	6,000.00	6,000.00	.0
10-4564-260	BLDG & GROUNDS SUP & MAINT	.00	.00	3,000.00	3,000.00	.0
10-4564-270	UTILITIES	14.36	32.14	2,500.00	2,467.86	1.3
10-4564-280	TELEPHONE	43.05	43.05	1,000.00	956.95	4.3
10-4564-285	INTERNET SERVICE	237.08	237.08	3,000.00	2,762.92	7.9
10-4564-480	FOOD COST	698.70	778.70	15,000.00	14,221.30	5.2
10-4564-510	INSURANCE	.00	.00	6,000.00	6,000.00	.0
10-4564-610	CRAFT FAIR	1,725.38	1,725.38	15,000.00	13,274.62	11.5
10-4564-620	MISCELLANEOUS SERVICES	.00	40.00	11,500.00	11,460.00	.4
10-4564-720	BUILDINGS	1,248.99	5,066.97	14,000.00	8,933.03	36.2
	TOTAL SENIOR CITIZENS	9,151.47	17,236.21	169,400.00	152,163.79	10.2
<u>LIBRARY DEPARTMENT</u>						
10-4580-110	SALARY & WAGES	17,759.46	37,318.11	240,900.00	203,581.89	15.5
10-4580-115	OVERTIME	162.70	162.70	.00	(162.70)	.0
10-4580-130	EMPLOYEE BENEFITS	4,639.41	9,331.41	64,700.00	55,368.59	14.4
10-4580-210	BOOKS, SUBSCRIP & MEMBERSHIPS	1.00	1.00	3,000.00	2,999.00	.0
10-4580-220	LIBRARY PROMOTION	1,066.02	1,196.58	8,000.00	6,803.42	15.0
10-4580-230	TRAVEL	.00	.00	1,500.00	1,500.00	.0
10-4580-240	OFFICE SUPPLIES & EXPENSE	1,612.87	1,988.11	7,000.00	5,011.89	28.4
10-4580-250	EQUIPMENT SUPPLIES & MAINT	4,231.44	4,757.44	10,000.00	5,242.56	47.6
10-4580-260	BLDG SUPPLIES & MAINT	344.60	1,843.01	20,000.00	18,156.99	9.2
10-4580-270	UTILITIES	57.28	131.73	10,000.00	9,868.27	1.3
10-4580-280	TELEPHONE	386.40	550.46	3,000.00	2,449.54	18.4
10-4580-285	INTERNET SERVICE	123.20	123.20	1,000.00	876.80	12.3
10-4580-310	PROFESSIONAL SERVICES	84.43	280.88	1,100.00	819.12	25.5
10-4580-480	LIBRARY BOOKS & MATERIALS	1,757.55	4,351.05	32,000.00	27,648.95	13.6
10-4580-481	LIBRARY TAPES	215.22	2,612.60	10,000.00	7,387.40	26.1
10-4580-510	INSURANCE	.00	.00	16,900.00	16,900.00	.0
10-4580-609	STATE GRANT	.00	.00	6,500.00	6,500.00	.0
10-4580-610	MISCELLANEOUS SUPPLIES	.00	.00	500.00	500.00	.0
10-4580-620	MISCELLANEOUS SERVICES	.00	.00	500.00	500.00	.0
10-4580-740	EQUIPMENT	1,704.00	1,704.00	18,000.00	16,296.00	9.5
	TOTAL LIBRARY DEPARTMENT	34,145.58	66,352.28	454,600.00	388,247.72	14.6

FOR ADMINISTRATION USE ONLY

17 % OF THE FISCAL YEAR HAS ELAPSED

09/11/2024 04:10PM PAGE: 13

39

Section 11. Item A.

HYRUM CITY CORPORATION
 EXPENDITURES WITH COMPARISON TO BUDGET
 FOR THE 2 MONTHS ENDING AUGUST 31, 2024

GENERAL FUND

		PERIOD ACTUAL	YTD ACTUAL	BUDGET	UNEXPENDED	PCNT
<u>CEMETERY</u>						
10-4590-110	SALARY & WAGES	1,422.28	2,740.36	26,400.00	23,659.64	10.4
10-4590-115	OVERTIME	136.13	270.55	3,000.00	2,729.45	9.0
10-4590-120	SEASONAL/TEMPORARY EMPLOYEES	.00	.00	8,000.00	8,000.00	.0
10-4590-130	EMPLOYEE BENEFITS	636.41	1,193.29	12,400.00	11,206.71	9.6
10-4590-240	OFFICE SUPPLIES & EXPENSE	.00	.00	300.00	300.00	.0
10-4590-250	EQUIPMENT SUPPLIES & MAINT	.00	.00	7,000.00	7,000.00	.0
10-4590-260	BLDG & GROUNDS SUP & MAINT	175.00	175.00	6,000.00	5,825.00	2.9
10-4590-280	TELEPHONE	18.75	37.50	150.00	112.50	25.0
10-4590-310	PROFESSIONAL SERVICES	8,000.00	14,400.00	55,000.00	40,600.00	26.2
10-4590-510	INSURANCE	.00	.00	2,000.00	2,000.00	.0
10-4590-610	MISCELLANEOUS	.00	.00	500.00	500.00	.0
10-4590-730	CEMETERY IMPROVEMENTS	.00	.00	85,000.00	85,000.00	.0
	TOTAL CEMETERY	10,388.57	18,816.70	205,750.00	186,933.30	9.2
<u>COMMUNITY PROGRESS</u>						
10-4620-210	NIGHT OUT AGAINST CRIME	1,055.00	1,055.00	1,200.00	145.00	87.9
10-4620-211	EASTER EGG HUNT	.00	.00	1,200.00	1,200.00	.0
10-4620-212	BUSINESS CONFERENCE	.00	.00	1,000.00	1,000.00	.0
10-4620-220	HOLIDAY AT HARDWARE	.00	.00	2,000.00	2,000.00	.0
10-4620-240	PHOTOGRAPHY & SCRAPBOOK	.00	.00	600.00	600.00	.0
10-4620-250	PARADE FLOAT SUPPLIES & PULL	.00	.00	1,000.00	1,000.00	.0
10-4620-510	INSURANCE	.00	.00	450.00	450.00	.0
10-4620-610	MISCELLANEOUS SUPPLIES	688.00	12,825.60	3,000.00	(9,825.60)	427.5
10-4620-611	4TH OF JULY	273.00	851.31	25,000.00	24,148.69	3.4
10-4620-614	MASS TRANSIT-CVT	.00	.00	340,000.00	340,000.00	.0
10-4620-615	KILGORE TAX 50% TAX	.00	.00	100,000.00	100,000.00	.0
10-4620-620	MISCELLANEOUS SERVICES	.00	.00	1,000.00	1,000.00	.0
10-4620-621	HYRUM HORNETS	.00	.00	2,000.00	2,000.00	.0
	TOTAL COMMUNITY PROGRESS	2,016.00	14,731.91	478,450.00	463,718.09	3.1
<u>CAPITAL PROJECT EXPENSE</u>						
10-4800-921	CONTRIBUTION - CAPITAL PROJECT	.00	.00	450,000.00	450,000.00	.0
	TOTAL CAPITAL PROJECT EXPENSE	.00	.00	450,000.00	450,000.00	.0
	TOTAL FUND EXPENDITURES	499,171.55	1,021,420.80	9,778,370.00	8,756,949.20	10.5
	NET REVENUE OVER EXPENDITURES	(59,140.61)	(88,715.96)	.00	88,715.96	.0

FOR ADMINISTRATION USE ONLY

17 % OF THE FISCAL YEAR HAS ELAPSED

09/11/2024 04:10PM PAGE: 14

40

HYRUM CITY CORPORATION
 BALANCE SHEET
 AUGUST 31, 2024

CAPITAL PROJECTS FUND

<u>ASSETS</u>			
45-1010000	CASH IN COMBINED FUND	1,623,856.45	
	TOTAL ASSETS		<u>1,623,856.45</u>
<u>LIABILITIES AND EQUITY</u>			
<u>LIABILITIES</u>			
45-2131000	ACCTS PAY - CAPITAL PROJECTS	150,000.00	
	TOTAL LIABILITIES		150,000.00
<u>FUND EQUITY</u>			
	UNAPPROPRIATED FUND BALANCE:		
45-2951000	CAP PROJ - UNAPPROPRIATED	1,580,767.13	
	REVENUE OVER EXPENDITURES - YTD	(106,910.68)	
	BALANCE - CURRENT DATE	<u>1,473,856.45</u>	
	TOTAL FUND EQUITY		<u>1,473,856.45</u>
	TOTAL LIABILITIES AND EQUITY		<u>1,623,856.45</u>

HYRUM CITY CORPORATION
 REVENUES WITH COMPARISON TO BUDGET
 FOR THE 2 MONTHS ENDING AUGUST 31, 2024

CAPITAL PROJECTS FUND

	PERIOD ACTUAL	YTD ACTUAL	BUDGET	UNEARNED	PCNT
<u>GRANT REVENUE</u>					
45-3342 GENERAL FUND TRANSFER	.00	.00	450,000.00	450,000.00	.0
TOTAL GRANT REVENUE	.00	.00	450,000.00	450,000.00	.0
<u>MISCELLANEOUS REVENUES</u>					
45-3620 INTEREST EARNINGS	7,666.03	15,491.72	100,000.00	84,508.28	15.5
TOTAL MISCELLANEOUS REVENUES	7,666.03	15,491.72	100,000.00	84,508.28	15.5
<u>INTERGOVERNMENTAL REVENUE</u>					
45-3895 TRANS FROM CAPITAL PROJ UNAP	.00	.00	1,569,000.00	1,569,000.00	.0
TOTAL INTERGOVERNMENTAL REVENUE	.00	.00	1,569,000.00	1,569,000.00	.0
TOTAL FUND REVENUE	7,666.03	15,491.72	2,119,000.00	2,103,508.28	.7

HYRUM CITY CORPORATION
 EXPENDITURES WITH COMPARISON TO BUDGET
 FOR THE 2 MONTHS ENDING AUGUST 31, 2024

CAPITAL PROJECTS FUND

	PERIOD ACTUAL	YTD ACTUAL	BUDGET	UNEXPENDED	PCNT
<u>FIRE DEPARTMENT</u>					
45-4220-740 NEW FIRE ENGINE	.00	.00	400,000.00	400,000.00	.0
TOTAL FIRE DEPARTMENT	.00	.00	400,000.00	400,000.00	.0
<u>PARKS</u>					
45-4510-730 BLACKSMITH FORK PARK	5,102.40	6,652.40	.00	(6,652.40)	.0
45-4510-732 WEST PARK	.00	.00	500,000.00	500,000.00	.0
45-4510-733 EAST PARK	115,750.00	115,750.00	1,219,000.00	1,103,250.00	9.5
TOTAL PARKS	120,852.40	122,402.40	1,719,000.00	1,596,597.60	7.1
TOTAL FUND EXPENDITURES	120,852.40	122,402.40	2,119,000.00	1,996,597.60	5.8
NET REVENUE OVER EXPENDITURES	(113,186.37)	(106,910.68)	.00	106,910.68	.0

Section 11. Item A.

HYRUM CITY CORPORATION
 BALANCE SHEET
 AUGUST 31, 2024

WATER UTILITY FUND

ASSETS

51-1010000	CASH IN COMBINED FUND	2,481,645.09	
51-1311000	ACCTS REC - UTILITIES	81,872.78	
51-1311001	ACCTS REC - PRIOR PERIOD	97,159.65	
51-1312000	ALLOW FOR BAD UTILITY ACCOUNTS	(2,458.44)	
51-1511510	INVENTORY - WATER	59,304.20	
51-1561100	PPD EXPENSE-CHLORINE DEPOSIT	2,250.00	
51-1571000	DEFERRED OUTFLOW OF RESOURCES	52,904.00	
51-1611000	LAND & STOCK - WATER UTILITY	1,008,142.00	
51-1621000	BUILDINGS - WATER UTILITY	440,701.72	
51-1622000	DEPRECIATION - WATER BUILDINGS	(276,686.96)	
51-1631000	WATER STORAGE & DIST SYSTEM	11,760,403.38	
51-1632000	DEPREC - WATER DIST SYSTEM	(6,878,391.65)	
51-1642000	WATER IMPROVEMENTS	(1,179,759.00)	
51-1651000	EQUIPMENT - WATER UTILITY	2,164,633.96	
51-1652000	DEPRECIATION - WATER EQUIPMENT	(1,243,442.54)	
51-1711000	CONSTRUCTION IN PROGRESS	548,868.68	
		9,117,146.87	
	TOTAL ASSETS		9,117,146.87

LIABILITIES AND EQUITY

LIABILITIES

51-2131000	ACCTS PAY - WATER FUND	642.12	
51-2228000	ACCRUED VACATION - WATER	33,434.71	
51-2228001	DEFERRED INFLOWS OF RESOURCES	316.00	
51-2228002	UNFUNDED PENSION PAYABLE	29,369.00	
51-2230100	ACCRUED SICK LEAVE - WATER	60,980.38	
		124,742.21	
	TOTAL LIABILITIES		124,742.21

FUND EQUITY

UNAPPROPRIATED FUND BALANCE:			
51-2951000	WATER FUND - UNAPPROPRIATED	9,037,081.02	
51-2971001	UNFUNDED PENSION ADJ.	(76,159.00)	
	REVENUE OVER EXPENDITURES - YTD	31,482.64	
		8,992,404.66	
	BALANCE - CURRENT DATE		8,992,404.66
	TOTAL FUND EQUITY		8,992,404.66
	TOTAL LIABILITIES AND EQUITY		9,117,146.87

FOR ADMINISTRATION USE ONLY

17 % OF THE FISCAL YEAR HAS ELAPSED

09/11/2024 04:10PM PAGE: 18

44

Section 11. Item A.

HYRUM CITY CORPORATION
REVENUES WITH COMPARISON TO BUDGET
FOR THE 2 MONTHS ENDING AUGUST 31, 2024

WATER UTILITY FUND

	PERIOD ACTUAL	YTD ACTUAL	BUDGET	UNEARNED	PCNT
<u>UTILITY REVENUES</u>					
51-3711 METERED WATER SALES	146,011.57	280,938.53	1,600,000.00	1,319,061.47	17.6
51-3714 NEW CONNECTION FEES	2,120.00	4,664.00	34,000.00	29,336.00	13.7
51-3718 SALE OF MATERIALS	.00	.00	1,000.00	1,000.00	.0
51-3719 MISCELLANEOUS REVENUES	.00	.00	5,000.00	5,000.00	.0
51-3721 INTEREST EARNINGS	11,009.22	21,877.90	158,000.00	136,122.10	13.9
51-3725 IMPACT FEE - "BUY-IN"	860.00	1,892.00	.00	(1,892.00)	.0
51-3726 IMPACT FEE - STORAGE	4,455.00	9,801.00	13,760.00	3,959.00	71.2
51-3727 IMPACT FEE - DISTRIBUTION	7,120.00	15,664.00	71,280.00	55,616.00	22.0
51-3728 IMPACT FEE - TREATMENT	.00	.00	113,920.00	113,920.00	.0
51-3729 IMPACT FEE - PROFESSIONAL SERV	55.00	121.00	880.00	759.00	13.8
51-3742 RENT - NON-OPERATING PROPERTY	.00	2,700.00	31,800.00	29,100.00	8.5
TOTAL UTILITY REVENUES	171,630.79	337,658.43	2,029,640.00	1,691,981.57	16.6
TOTAL FUND REVENUE	171,630.79	337,658.43	2,029,640.00	1,691,981.57	16.6

FOR ADMINISTRATION USE ONLY

17 % OF THE FISCAL YEAR HAS ELAPSED

09/11/2024 04:10PM PAGE: 19

45

Section 11. Item A.

HYRUM CITY CORPORATION
 EXPENDITURES WITH COMPARISON TO BUDGET
 FOR THE 2 MONTHS ENDING AUGUST 31, 2024

WATER UTILITY FUND

	PERIOD ACTUAL	YTD ACTUAL	BUDGET	UNEXPENDED	PCNT
<u>WATER DEPARTMENT</u>					
51-5100-110 SALARIES AND WAGES	22,703.00	44,281.88	458,600.00	414,318.12	9.7
51-5100-115 OVERTIME	2,544.87	4,607.87	4,000.00	(607.87)	115.2
51-5100-116 STANDBY TIME	1,084.75	2,071.00	13,400.00	11,329.00	15.5
51-5100-120 SEASONAL	.00	.00	14,400.00	14,400.00	.0
51-5100-130 EMPLOYEE BENEFITS	11,560.69	22,575.23	235,700.00	213,124.77	9.6
51-5100-210 BOOKS, SUBSCRIP & MEMBERSHIPS	.00	.00	1,700.00	1,700.00	.0
51-5100-220 PUBLIC NOTICES	.00	.00	250.00	250.00	.0
51-5100-230 TRAVEL & TRAINING	.00	.00	10,000.00	10,000.00	.0
51-5100-240 OFFICE SUPPLIES AND EXPENSE	1,755.22	3,059.03	5,000.00	1,940.97	61.2
51-5100-250 EQUIP SUPPLIES & MAINTENANCE	4,292.81	4,292.81	41,100.00	36,807.19	10.4
51-5100-252 CLOTHING AND PPC	.00	.00	6,500.00	6,500.00	.0
51-5100-255 DISTRIB SYSTEM MAINTENANCE	24,066.80	108,638.99	260,000.00	151,361.01	41.8
51-5100-260 BLDG & GROUNDS SUP & MAINT	229.72	229.72	3,000.00	2,770.28	7.7
51-5100-270 UTILITIES	10,844.50	17,725.81	120,000.00	102,274.19	14.8
51-5100-280 TELEPHONE	600.06	844.73	4,000.00	3,155.27	21.1
51-5100-310 PROFESSIONAL SERVICES	9,259.59	9,259.59	20,000.00	10,740.41	46.3
51-5100-510 INSURANCE	.00	.00	10,350.00	10,350.00	.0
51-5100-610 MISCELLANEOUS SUPPLIES	.00	.00	1,000.00	1,000.00	.0
51-5100-720 BUILDINGS	.00	.00	20,000.00	20,000.00	.0
51-5100-740 EQUIPMENT	60,803.22	60,803.22	283,000.00	222,196.78	21.5
51-5100-750 NEW CONSTRUCTION	27,785.91	27,785.91	2,130,000.00	2,102,214.09	1.3
51-5100-950 CONTRIBUTION - RESTRICTED FB	.00	.00	113,920.00	113,920.00	.0
TOTAL WATER DEPARTMENT	177,531.14	306,175.79	3,755,920.00	3,449,744.21	8.2
TOTAL FUND EXPENDITURES	177,531.14	306,175.79	3,755,920.00	3,449,744.21	8.2
NET REVENUE OVER EXPENDITURES	(5,900.35)	31,482.64	(1,726,280.00)	(1,757,762.64)	1.8

FOR ADMINISTRATION USE ONLY

17 % OF THE FISCAL YEAR HAS ELAPSED

09/11/2024 04:10PM PAGE: 20

46

HYRUM CITY CORPORATION
BALANCE SHEET
AUGUST 31, 2024

SEWER UTILITY FUND

ASSETS

52-1010000	CASH IN COMBINED FUND	4,966,780.93	
52-1311000	ACCTS REC - UTILITIES	165,946.33	
52-1311001	ACCTS REC - PRIOR PERIOD	119,431.09	
52-1311002	LEASE RECEIVABLE	255,548.10	
52-1312000	ALLOW FOR BAD UTILITY ACCOUNTS	(858.97)	
52-1561103	PPD EXPENSE - CHLORINE DEPOSIT	3,000.00	
52-1571000	DEFERRED OUTFLOW OF RESOURCES	84,054.00	
52-1611000	LAND - SEWER UTILITY	587,937.49	
52-1621000	PLANT & EQUIP - SEWER UTILITY	14,085,849.21	
52-1622000	DEPRECIATION - SEWER PLANT	(7,652,946.53)	
52-1631000	SEWERAGE COLLECTION SYSTEM	3,283,195.77	
52-1632000	DEPREC - SEWER COLLECT SYSTEM	(197,204.49)	
52-1642000	DEPREC - SEWER IMPROVEMENTS	(3,141,898.00)	
52-1651000	EQUIPMENT - SEWER UTILITY	430,424.71	
52-1652000	DEPRECIATION - SEWER EQUIPMENT	(342,329.99)	
52-1711000	CONSTRUCTION IN PROGRESS	267,139.34	
52-1801240	RESTRICTED CASH-DEBT SERVICE	183,185.73	
52-1801250	RESTRICTED CASH-O&M RESERVE	221,600.21	
	TOTAL ASSETS		<u>13,318,854.93</u>

LIABILITIES AND EQUITY

LIABILITIES

52-2131000	ACCTS PAY - SEWER FUND	3,247.38	
52-2228000	ACCRUED VACATION - SEWER	38,504.85	
52-2228001	DEFERRED INFLOWS OF RESOURCES	501.00	
52-2228002	UNFUNDED PENSION PAYABLE	46,661.00	
52-2228003	DEFERRED INFLOWS OF RESOURCES-	231,189.20	
52-2230100	ACCRUED SICK LEAVE - SEWER	57,735.83	
52-2500001	BONDS PAYABLE-WWTP	2,266,794.63	
52-2551100	ACCRUED INT PAY - NEW PLANT	1,460.07	
	TOTAL LIABILITIES		<u>2,646,093.96</u>

FUND EQUITY

UNAPPROPRIATED FUND BALANCE:			
52-2951000	SEWER FUND - UNAPPROPRIATED	10,148,644.96	
52-2951522	SEWER FUND - RESTRICTED	404,785.94	
52-2971001	UNFUNDED PENSION ADJ.	(101,846.00)	
	REVENUE OVER EXPENDITURES - YTD	221,176.07	
	BALANCE - CURRENT DATE		<u>10,672,760.97</u>
	TOTAL FUND EQUITY		<u>10,672,760.97</u>
	TOTAL LIABILITIES AND EQUITY		<u>13,318,854.93</u>

HYRUM CITY CORPORATION
 REVENUES WITH COMPARISON TO BUDGET
 FOR THE 2 MONTHS ENDING AUGUST 31, 2024

SEWER UTILITY FUND

	PERIOD ACTUAL	YTD ACTUAL	BUDGET	UNEARNED	PCNT
<u>UTILITY REVENUES</u>					
52-3731 SEWER SERVICE	199,644.88	390,213.25	2,400,000.00	2,009,786.75	16.3
52-3740 CUSTOMER SERVICE FEES	250.00	550.00	5,000.00	4,450.00	11.0
52-3741 INTEREST EARNINGS	23,419.95	46,811.28	225,500.00	178,688.72	20.8
52-3742 RENT - NON-OPERATING PROPERTY	.00	.00	17,400.00	17,400.00	.0
52-3744 MISCELLANEOUS REVENUES	.00	.00	5,000.00	5,000.00	.0
52-3747 IMPACT FEE - COLLECTION	2,180.00	4,796.00	34,900.00	30,104.00	13.7
52-3748 IMPACT FEE - TREATMENT	9,612.10	21,146.62	150,000.00	128,853.38	14.1
TOTAL UTILITY REVENUES	235,106.93	463,517.15	2,837,800.00	2,374,282.85	16.3
TOTAL FUND REVENUE	235,106.93	463,517.15	2,837,800.00	2,374,282.85	16.3

Section 11. Item A.

HYRUM CITY CORPORATION
 EXPENDITURES WITH COMPARISON TO BUDGET
 FOR THE 2 MONTHS ENDING AUGUST 31, 2024

SEWER UTILITY FUND

	PERIOD ACTUAL	YTD ACTUAL	BUDGET	UNEXPENDED	PCNT
<u>SEWER DEPARTMENT</u>					
52-5200-110	SALARIES AND WAGES	31,658.85	61,984.26	452,600.00	390,615.74 13.7
52-5200-115	OVERTIME	2,584.08	4,986.94	20,000.00	15,013.06 24.9
52-5200-116	ON CALL PAY	926.25	2,000.25	15,000.00	12,999.75 13.3
52-5200-120	SEASONAL/TEMPORARY EMPLOYEES	.00	.00	2,000.00	2,000.00 .0
52-5200-130	EMPLOYEE BENEFITS	15,317.64	30,330.56	228,700.00	198,369.44 13.3
52-5200-210	BOOKS, SUBSCRIPTIONS & MEMBERS	.00	.00	2,000.00	2,000.00 .0
52-5200-220	PUBLIC NOTICES	.00	.00	500.00	500.00 .0
52-5200-230	TRAVEL & TRAINING	1,591.57	2,191.57	20,000.00	17,808.43 11.0
52-5200-240	OFFICE SUPPLIES & EXPENSE	1,053.05	2,569.36	6,000.00	3,430.64 42.8
52-5200-250	LAB SUPPLIES	4,377.40	4,377.40	5,000.00	622.60 87.6
52-5200-251	WATER REUSE EQUIP SUP & MAINT	.00	.00	1,000.00	1,000.00 .0
52-5200-252	CLOTHING AND PPC	380.27	380.27	3,250.00	2,869.73 11.7
52-5200-254	PLANT EQUIP SUP & MAINT	1,384.90	4,145.68	250,000.00	245,854.32 1.7
52-5200-255	COLLECTION SYSTEM MAINTENANCE	.00	650.00	212,000.00	211,350.00 .3
52-5200-256	MBR CLEANING CHEMICALS	5,825.25	5,825.25	50,000.00	44,174.75 11.7
52-5200-257	ALUMINUM SULFATE	.00	67.50	110,000.00	109,932.50 .1
52-5200-258	POLYMER	.00	.00	17,000.00	17,000.00 .0
52-5200-260	BLDG & GROUNDS SUP & MAINT	225.16	225.16	4,000.00	3,774.84 5.6
52-5200-270	UTILITIES	30,216.93	59,350.16	340,000.00	280,649.84 17.5
52-5200-280	TELEPHONE	431.80	601.80	4,500.00	3,898.20 13.4
52-5200-285	INTERNET SERVICE	546.08	546.08	6,000.00	5,453.92 9.1
52-5200-310	PROFESSIONAL SERVICES	12,694.84	14,676.84	250,000.00	235,323.16 5.9
52-5200-311	PRETREATMENT PROGRAM	.00	.00	30,000.00	30,000.00 .0
52-5200-510	INSURANCE	.00	.00	26,200.00	26,200.00 .0
52-5200-610	MISCELLANEOUS	.00	.00	2,000.00	2,000.00 .0
52-5200-700	AMORTIZATION OF BOND COSTS	.00	.00	2,500.00	2,500.00 .0
52-5200-740	EQUIPMENT	.00	33,500.00	110,000.00	76,500.00 30.5
52-5200-750	NEW CONSTRUCTION	.00	.00	1,200,000.00	1,200,000.00 .0
52-5200-812	DEBT SERVICE-WWTP	3,665.60	7,325.87	44,300.00	36,974.13 16.5
52-5200-822	DEBT SERVICE-INT. WWTP	3,300.40	6,606.13	39,400.00	32,793.87 16.8
	TOTAL SEWER DEPARTMENT	116,180.07	242,341.08	3,453,950.00	3,211,608.92 7.0
	TOTAL FUND EXPENDITURES	116,180.07	242,341.08	3,453,950.00	3,211,608.92 7.0
	NET REVENUE OVER EXPENDITURES	118,926.86	221,176.07	(616,150.00)	(837,326.07) 35.9

FOR ADMINISTRATION USE ONLY

17 % OF THE FISCAL YEAR HAS ELAPSED

09/11/2024 04:11PM PAGE: 23

49

HYRUM CITY CORPORATION
BALANCE SHEET
AUGUST 31, 2024

ELECTRIC UTILITY FUND

ASSETS

53-1010000	CASH IN COMBINED FUND	4,041,798.21	
53-1311000	ACCTS REC - UTILITIES	760,689.19	
53-1311001	ACCTS REC - PRIOR PERIOD	782,829.73	
53-1311710	DEFERRED COLL. COST	(11,676.18)	
53-1312000	ALLOW FOR BAD UTILITY ACCOUNTS	(6,470.18)	
53-1511510	INVENTORY - ELECTRIC	2,108,262.41	
53-1565530	RIGHT OF USE ASSET	32,311.00	
53-1565531	ACCUMULATED AMORTIZATION	(21,304.76)	
53-1565532	ACC. AMORTIZATION-SAN JUAN	(1,730,129.00)	
53-1571000	DEFERRED OUTFLOW OF RESOURCES	174,364.00	
53-1611000	LAND - ELECTRIC UTILITY	823,439.55	
53-1621000	BUILDINGS - ELECTRIC UTILITY	1,494,900.33	
53-1621100	SAN JUAN POWER PURCHASE	1,784,730.20	
53-1621500	PAYSON POWER PURCHASE	101,111.59	
53-1622000	DEPRECIATION - ELEC BUILDINGS	(592,818.17)	
53-1631000	ELEC POWER DISTRIBUTION SYSTEM	9,275,987.63	
53-1632000	DEPREC - POWER DIST SYSTEM	(4,504,318.95)	
53-1642000	DEPREC - ELECTRIC IMPROVEMENTS	(33,734.00)	
53-1651000	EQUIPMENT - ELECTRIC UTILITY	2,921,075.01	
53-1652000	DEPRECIATION - ELEC EQUIPMENT	(1,835,806.51)	
53-1711000	CONSTRUCTION IN PROGRESS	3,369,137.06	
	TOTAL ASSETS		18,934,378.16

LIABILITIES AND EQUITY

LIABILITIES

53-2131000	ACCTS PAY - ELECTRIC	592,692.50	
53-2131500	ACCTS PAY - UTILITY DEPOSITS	501,013.30	
53-2228000	ACCRUED VACATION - ELECTRIC	97,701.63	
53-2228001	DEFERRED INFLOWS OF RESOURCES	1,040.00	
53-2228002	UNFUNDED PENSION PAYABLE	96,796.00	
53-2228003	LEASE LIABILITY	11,006.24	
53-2230100	ACCRUED SICK LEAVE - ELECTRIC	143,944.05	
53-2411100	STATE SALES TAX PAYABLE	25,969.45	
53-2411101	SALES TAX PAY - NON CURRENT	13,673.37	
53-2411102	SALES TAX - NON CITY	574.54	
	TOTAL LIABILITIES		1,484,411.08

FUND EQUITY

UNAPPROPRIATED FUND BALANCE:			
53-2951000	ELECTRIC FUND - UNAPPROPRIATED	16,705,880.27	
53-2971001	UNFUNDED PENSION ADJ.	(183,539.00)	
	REVENUE OVER EXPENDITURES - YTD	927,625.81	
	BALANCE - CURRENT DATE		17,449,967.08
	TOTAL FUND EQUITY		17,449,967.08

HYRUM CITY CORPORATION
BALANCE SHEET
AUGUST 31, 2024

ELECTRIC UTILITY FUND

TOTAL LIABILITIES AND EQUITY

18,934,378.16

HYRUM CITY CORPORATION
 REVENUES WITH COMPARISON TO BUDGET
 FOR THE 2 MONTHS ENDING AUGUST 31, 2024

ELECTRIC UTILITY FUND

	PERIOD ACTUAL	YTD ACTUAL	BUDGET	UNEARNED	PCNT
<u>UTILITY REVENUES ENERGY SALES</u>					
53-3145 ENERGY SALES AND USE TAX	59,364.95	108,929.30	550,000.00	441,070.70	19.8
TOTAL UTILITY REVENUES ENERGY SALES	59,364.95	108,929.30	550,000.00	441,070.70	19.8
<u>UTILITY REVENUES</u>					
53-3751 METERED ENERGY SALES	1,305,705.66	2,372,969.21	14,100,000.00	11,727,030.79	16.8
53-3752 ENERGY DISCOUNTS	(25,417.52)	(49,731.23)	(105,000.00)	(55,268.77)	(47.4)
53-3755 NEW CONNECTION FEES	9,730.00	13,530.00	85,000.00	71,470.00	15.9
53-3757 SALE OF MATERIALS	10,498.75	56,176.82	500.00	(55,676.82)	11235.
53-3758 CUSTOMER SERVICE & MISC	17,111.26	53,271.78	255,000.00	201,728.22	20.9
53-3761 INTEREST EARNINGS	18,935.25	37,272.76	152,000.00	114,727.24	24.5
53-3764 LABOR	14,437.50	18,875.00	15,000.00	(3,875.00)	125.8
53-3765 EQUIPMENT	6,517.50	9,240.00	15,000.00	5,760.00	61.6
53-3766 MATERIALS	55,656.67	69,241.67	15,000.00	(54,241.67)	461.6
53-3767 IMPACT FEE - DISTRIBUTION	6,325.00	29,847.00	101,200.00	71,353.00	29.5
TOTAL UTILITY REVENUES	1,419,500.07	2,610,693.01	14,633,700.00	12,023,006.99	17.8
TOTAL FUND REVENUE	1,478,865.02	2,719,622.31	15,183,700.00	12,464,077.69	17.9

Section 11. Item A.

HYRUM CITY CORPORATION
 EXPENDITURES WITH COMPARISON TO BUDGET
 FOR THE 2 MONTHS ENDING AUGUST 31, 2024

ELECTRIC UTILITY FUND

		PERIOD ACTUAL	YTD ACTUAL	BUDGET	UNEXPENDED	PCNT
<u>ELECTRIC DEPARTMENT</u>						
53-5300-110	SALARIES AND WAGES	85,762.21	148,909.00	1,229,800.00	1,080,891.00	12.1
53-5300-115	OVERTIME	5,349.46	9,266.74	25,000.00	15,733.26	37.1
53-5300-116	STANDBY TIME	1,003.50	1,979.00	13,400.00	11,421.00	14.8
53-5300-120	SEASONAL/TEMPORARY EMPLOYEES	1,271.66	2,543.32	20,000.00	17,456.68	12.7
53-5300-130	EMPLOYEE BENEFITS	38,411.88	68,314.21	576,400.00	508,085.79	11.9
53-5300-210	BOOKS, SUBSCRIP & MEMBERSHIPS	.00	.00	2,900.00	2,900.00	.0
53-5300-220	PUBLIC NOTICES	117.70	117.70	250.00	132.30	47.1
53-5300-230	TRAVEL & TRAINING	2,025.42	2,025.42	20,000.00	17,974.58	10.1
53-5300-240	OFFICE SUPPLIES AND EXPENSE	523.31	1,827.12	10,000.00	8,172.88	18.3
53-5300-250	EQUIP SUPPLIES & MAINTENANCE	2,368.68	3,066.83	125,000.00	121,933.17	2.5
53-5300-252	CLOTHING AND PPC	.00	22.50	9,000.00	8,977.50	.3
53-5300-255	GEN & DIST SYSTEM MAINTENANCE	9,847.00	11,846.93	925,000.00	913,153.07	1.3
53-5300-256	TREE CITY/CONSUMER ED.	.00	.00	105,000.00	105,000.00	.0
53-5300-257	DIESEL GENERATOR COSTS	55,813.31	55,853.34	830,000.00	774,146.66	6.7
53-5300-258	CHRISTMAS DECORATIONS	.00	.00	10,000.00	10,000.00	.0
53-5300-259	HYDRO PLANT MAINTENANCE	789.30	789.30	75,000.00	74,210.70	1.1
53-5300-260	BLDGS & GROUNDS SUP & MAINT	1,475.63	2,045.63	35,000.00	32,954.37	5.8
53-5300-270	UTILITIES	39.25	93.25	16,000.00	15,906.75	.6
53-5300-280	TELEPHONE	1,169.40	1,813.84	12,000.00	10,186.16	15.1
53-5300-285	INTERNET SERVICE	150.00	150.00	2,500.00	2,350.00	6.0
53-5300-310	PROFESSIONAL SERVICES	13,058.73	13,136.73	65,000.00	51,863.27	20.2
53-5300-510	INSURANCE	.00	.00	32,800.00	32,800.00	.0
53-5300-610	MISCELLANEOUS SUPPLIES	1,878.05	2,453.05	10,000.00	7,546.95	24.5
53-5300-620	MISCELLANEOUS SERVICES	5,104.00	9,896.58	60,000.00	50,103.42	16.5
53-5300-630	POWER PURCHASE	718,731.86	1,325,520.04	9,100,000.00	7,774,479.96	14.6
53-5300-735	CANYON PARK IMPROVEMENTS	.00	.00	3,500.00	3,500.00	.0
53-5300-740	EQUIPMENT	.00	.00	160,000.00	160,000.00	.0
53-5300-750	NEW CONSTRUC, SPECIAL PROJECTS	6,088.38	33,977.08	680,000.00	646,022.92	5.0
53-5300-810	DEBT SERVICE - PRINCIPAL	41,727.27	41,727.27	441,000.00	399,272.73	9.5
53-5300-820	DEBT SERVICE - INTEREST	54,621.62	54,621.62	587,000.00	532,378.38	9.3
	TOTAL ELECTRIC DEPARTMENT	1,047,327.62	1,791,996.50	15,181,550.00	13,389,553.50	11.8
	TOTAL FUND EXPENDITURES	1,047,327.62	1,791,996.50	15,181,550.00	13,389,553.50	11.8
	NET REVENUE OVER EXPENDITURES	431,537.40	927,625.81	2,150.00	(925,475.81)	43145.

FOR ADMINISTRATION USE ONLY

17 % OF THE FISCAL YEAR HAS ELAPSED

09/11/2024 04:11PM PAGE: 27

53

HYRUM CITY CORPORATION
 BALANCE SHEET
 AUGUST 31, 2024

IRRIGATION UTILITY FUND

ASSETS

54-1010000	CASH IN COMBINED FUND		907,740.38	
54-1311000	ACCTS REC - UTILITIES		21,947.81	
54-1311001	ACCTS REC - PRIOR PERIOD		19,565.17	
54-1312000	ALLOW FOR BAD UTILITY ACCOUNTS	(379.55)	
54-1511510	INVENTORY - IRRIGATION		5,969.45	
54-1571000	DEFERRED OUTFLOW OF RESOURCES		9,398.00	
54-1611000	LAND & STOCK - IRR UTILITY		1,245,261.09	
54-1631000	IRRIGATION DISTRIBUTION SYSTEM		6,869,736.93	
54-1632000	DEPRECIATION - IRRIG DIST SYS	(5,294,047.97)	
54-1651000	EQUIPMENT - IRRIGATION UTILITY		146,095.47	
54-1652000	DEPRECIATION - IRRI EQUIPMENT	(97,203.67)	
54-1711000	CONSTRUCTION IN PROGRESS		795.00	
			<hr/>	
	TOTAL ASSETS			3,834,878.11
				<hr/> <hr/>

LIABILITIES AND EQUITY

LIABILITIES

54-2131000	ACCTS PAY - IRRIGATION		12,081.34	
54-2228000	ACCRUED VAC PAY - IRRIGATION		6,139.84	
54-2228001	DEFERRED INFLOWS OF RESOURCES		56.00	
54-2228002	UNFUNDED PENSION PAYABLE		5,217.00	
54-2230100	ACCRUED SICK LEAVE - IRRIGATIO		9,465.87	
			<hr/>	
	TOTAL LIABILITIES			32,960.05

FUND EQUITY

54-2811540	CONTRIBUTED CAPITAL		4,101,602.62	
	UNAPPROPRIATED FUND BALANCE:			
54-2951000	IRR FUND - UNAPPROPRIATED	(320,507.99)	
54-2971001	UNFUNDED PENSION ADJ.	(14,791.00)	
	REVENUE OVER EXPENDITURES - YTD		35,614.43	
			<hr/>	
	BALANCE - CURRENT DATE	(299,684.56)	
			<hr/>	
	TOTAL FUND EQUITY			3,801,918.06
				<hr/> <hr/>
	TOTAL LIABILITIES AND EQUITY			3,834,878.11
				<hr/> <hr/>

HYRUM CITY CORPORATION
 REVENUES WITH COMPARISON TO BUDGET
 FOR THE 2 MONTHS ENDING AUGUST 31, 2024

IRRIGATION UTILITY FUND

	PERIOD ACTUAL	YTD ACTUAL	BUDGET	UNEARNED	PCNT
54-3340 STATE - FEDERAL GRANTS	.00	.00	866,300.00	866,300.00	.0
TOTAL SOURCE 33	.00	.00	866,300.00	866,300.00	.0
<u>UTILITY REVENUES</u>					
54-3771 IRRIGATION SERVICE	30,542.32	60,992.37	370,000.00	309,007.63	16.5
54-3775 NEW CONNECTION FEES	.00	.00	1,000.00	1,000.00	.0
54-3779 MISCELLANEOUS REVENUES	.00	.00	6,000.00	6,000.00	.0
54-3781 INTEREST EARNINGS	3,977.62	7,900.48	38,000.00	30,099.52	20.8
54-3785 IMPACT FEE - "BUY-IN"	3,970.00	7,146.00	47,700.00	40,554.00	15.0
54-3786 IMPACT FEE - STORAGE	.00	794.00	.00	(794.00)	.0
TOTAL UTILITY REVENUES	38,489.94	76,832.85	462,700.00	385,867.15	16.6
TOTAL FUND REVENUE	38,489.94	76,832.85	1,329,000.00	1,252,167.15	5.8

Section 11. Item A.

HYRUM CITY CORPORATION
 EXPENDITURES WITH COMPARISON TO BUDGET
 FOR THE 2 MONTHS ENDING AUGUST 31, 2024

IRRIGATION UTILITY FUND

	PERIOD ACTUAL	YTD ACTUAL	BUDGET	UNEXPENDED	PCNT
<u>IRRIGATION DEPARTMENT</u>					
54-5400-110 SALARIES AND WAGES	4,961.27	9,693.90	98,900.00	89,206.10	9.8
54-5400-115 OVERTIME	1,109.36	2,398.11	2,000.00	(398.11)	119.9
54-5400-130 EMPLOYEE BENEFITS	2,655.05	5,497.01	53,800.00	48,302.99	10.2
54-5400-220 PUBLIC NOTICES	.00	.00	500.00	500.00	.0
54-5400-240 OFFICE SUPPLIES AND EXPENSE	.00	1,303.81	7,000.00	5,696.19	18.6
54-5400-250 EQUIP SUPPLIES & MAINTENANCE	.00	.00	10,000.00	10,000.00	.0
54-5400-255 DISTRIB SYSTEM MAINTENANCE	5,754.61	7,024.71	30,000.00	22,975.29	23.4
54-5400-260 BLDGS & GROUNDS SUP & MAINT	.00	.00	1,000.00	1,000.00	.0
54-5400-270 UTILITIES	79.43	183.89	85,000.00	84,816.11	.2
54-5400-280 TELEPHONE	40.75	81.50	450.00	368.50	18.1
54-5400-310 PROFESSIONAL SERVICES	8,633.34	8,633.34	10,000.00	1,366.66	86.3
54-5400-510 INSURANCE	.00	.00	5,300.00	5,300.00	.0
54-5400-540 IRRIGATION ASSESSMENTS	.00	.00	88,000.00	88,000.00	.0
54-5400-740 EQUIPMENT	.00	.00	14,000.00	14,000.00	.0
54-5400-750 NEW CONSTRUCTION	6,402.15	6,402.15	1,385,000.00	1,378,597.85	.5
TOTAL IRRIGATION DEPARTMENT	29,635.96	41,218.42	1,790,950.00	1,749,731.58	2.3
TOTAL FUND EXPENDITURES	29,635.96	41,218.42	1,790,950.00	1,749,731.58	2.3
NET REVENUE OVER EXPENDITURES	8,853.98	35,614.43	(461,950.00)	(497,564.43)	7.7

FOR ADMINISTRATION USE ONLY

17 % OF THE FISCAL YEAR HAS ELAPSED

09/11/2024 04:11PM PAGE: 30

56

Section 11. Item A.

HYRUM CITY CORPORATION
 BALANCE SHEET
 AUGUST 31, 2024

STORMWATER FUND

ASSETS

55-1010000	CASH IN COMBINED FUND	1,069,124.20	
55-1311000	ACCTS REC - STORMWATER	25,276.91	
55-1311001	ACCTS REC - PRIOR PERIOD	19,873.63	
55-1312000	ALLOW FOR BAD UTILITY ACCOUNTS	(66.80)	
55-1571000	DEFERRED OUTFLOW OF RESOURCES	4,519.00	
55-1611000	LAND & STOCK - STORM WATER	40,566.00	
55-1631000	STORM WATER IMPROVEMENTS	1,072,724.03	
55-1632000	DEPRECIATION - STORM WATER	(394,190.81)	
55-1651000	EQUIPMENT - STORMWATER UTILITY	225,244.55	
55-1652000	DEPRECIATION - STORM WATER EQU	(181,545.92)	
55-1711000	CONSTRUCTION IN PROGRESS	20,475.86	
	TOTAL ASSETS		1,902,000.65

LIABILITIES AND EQUITY

LIABILITIES

55-2131000	ACCTS PAY - STORMWATER	633.30	
55-2228000	ACCRUED VACATION - STORMWATER	4,396.56	
55-2228001	DEFERRED INFLOWS OF RESOURCES	27.00	
55-2228002	UNFUNDED PENSION PAYABLE	2,508.00	
55-2230100	ACCRUED SICK LEAVE - STORMWATE	8,603.71	
	TOTAL LIABILITIES		16,168.57

FUND EQUITY

UNAPPROPRIATED FUND BALANCE:			
55-2951000	STORMWATER FUND-UNAPPROPRIATED	1,875,644.47	
55-2971001	UNFUNDED PENSION ADJ.	(4,347.00)	
	REVENUE OVER EXPENDITURES - YTD	14,534.61	
	BALANCE - CURRENT DATE	1,885,832.08	
	TOTAL FUND EQUITY		1,885,832.08
	TOTAL LIABILITIES AND EQUITY		1,902,000.65

FOR ADMINISTRATION USE ONLY

17 % OF THE FISCAL YEAR HAS ELAPSED

09/11/2024 04:11PM PAGE: 31

57

HYRUM CITY CORPORATION
 REVENUES WITH COMPARISON TO BUDGET
 FOR THE 2 MONTHS ENDING AUGUST 31, 2024

STORMWATER FUND

	PERIOD ACTUAL	YTD ACTUAL	BUDGET	UNEARNED	PCNT
<u>UTILITY REVENUES</u>					
55-3740 STORM WATER INSPECTION FEES	750.00	1,500.00	1,500.00	.00	100.0
55-3781 STORMWATER FEES	31,144.78	62,455.70	375,000.00	312,544.30	16.7
55-3791 INTEREST EARNINGS	4,656.07	9,386.02	50,500.00	41,113.98	18.6
TOTAL UTILITY REVENUES	36,550.85	73,341.72	427,000.00	353,658.28	17.2
TOTAL FUND REVENUE	36,550.85	73,341.72	427,000.00	353,658.28	17.2

Section 11. Item A.

HYRUM CITY CORPORATION
EXPENDITURES WITH COMPARISON TO BUDGET
FOR THE 2 MONTHS ENDING AUGUST 31, 2024

STORMWATER FUND

	PERIOD ACTUAL	YTD ACTUAL	BUDGET	UNEXPENDED	PCNT
<u>STORMWATER DEPARTMENT</u>					
55-5500-110 SALARIES AND WAGES	1,669.58	3,243.81	20,500.00	17,256.19	15.8
55-5500-115 OVERTIME	170.33	363.79	1,000.00	636.21	36.4
55-5500-130 EMPLOYEE BENEFITS	750.80	1,494.01	10,100.00	8,605.99	14.8
55-5500-220 PUBLIC NOTICES	.00	.00	500.00	500.00	.0
55-5500-230 TRAVEL & TRAINING	.00	.00	1,000.00	1,000.00	.0
55-5500-250 EQUIP SUPPLIES & MAINTENANCE	.00	.00	2,500.00	2,500.00	.0
55-5500-255 COLLECTION SYSTEM	10,309.18	44,351.30	15,000.00	(29,351.30)	295.7
55-5500-280 TELEPHONE	18.00	36.00	225.00	189.00	16.0
55-5500-310 PROFESSIONAL SERVICES	9,318.20	9,318.20	30,000.00	20,681.80	31.1
55-5500-450 FLOOD CONTROL	.00	.00	3,000.00	3,000.00	.0
55-5500-510 INSURANCE	.00	.00	650.00	650.00	.0
55-5500-750 NEW CONSTRUCTION	.00	.00	70,000.00	70,000.00	.0
TOTAL STORMWATER DEPARTMENT	22,236.09	58,807.11	154,475.00	95,667.89	38.1
TOTAL FUND EXPENDITURES	22,236.09	58,807.11	154,475.00	95,667.89	38.1
NET REVENUE OVER EXPENDITURES	14,314.76	14,534.61	272,525.00	257,990.39	5.3

FOR ADMINISTRATION USE ONLY

17 % OF THE FISCAL YEAR HAS ELAPSED

09/11/2024 04:11PM PAGE: 33

59

HYRUM CITY CORPORATION
BALANCE SHEET
AUGUST 31, 2024

COURT TRUST FUND

ASSETS

72-1010000	CASH IN COMBINED FUND	(43,244.77)	
72-1111000	COURT BANK ACCOUNT		81,340.29	
72-1111001	FINES RECEIVABLE		117,138.00	
			<u>117,138.00</u>	
	TOTAL ASSETS			<u>155,233.52</u>

LIABILITIES AND EQUITY

LIABILITIES

72-2131151	ACCTS PAY - J.P. COURT	(725.28)	
72-2131154	ACCTS PAY - TRUST ACCOUNT BAIL		31,448.80	
72-2140000	PAYABLES TO OTHER ENTITIES		124,510.00	
			<u>124,510.00</u>	
	TOTAL LIABILITIES			<u>155,233.52</u>
	TOTAL LIABILITIES AND EQUITY			<u>155,233.52</u>

HYRUM CITY CORPORATION
BALANCE SHEET
AUGUST 31, 2024

FUND 90

ASSETS

90-1632000	DEPRECIATION - IMPROVEMENTS	(81,743.00)	
90-1652000	DEPRECIATION - EQUIPMENT		81,743.00	
			<hr/>	
	TOTAL ASSETS			<hr/> <hr/>
				.00

HYRUM CITY CORPORATION
 BALANCE SHEET
 AUGUST 31, 2024

FUND 95

ASSETS

95-1311411	LEVIED PROP TAXES REC 5 YEAR	(2,959.00)	
95-1571000	DEFERRED OUTFLOW OF RESOURCES		47,587.00	
95-1841000	SPEC FUND AMTS TO BE PROVIDED	(61,979.00)	
	TOTAL ASSETS		(17,351.00)

LIABILITIES AND EQUITY

LIABILITIES

95-2228000	ACCRUED VAC PAY - GENERAL		248.00	
95-2228001	DEFERRED INFLOWS OF RESOURCES	(512,118.00)	
95-2228002	UNFUNDED PENSION PAYABLE		495,072.00	
95-2230100	ACCRUED SICK LEAVE - GENERAL		2,406.00	
	TOTAL LIABILITIES		(14,392.00)

FUND EQUITY

UNAPPROPRIATED FUND BALANCE:				
95-2971001	UNFUNDED PENSION ADJ.		99,076.00	
95-2972100	UNCOLLECTED PROPERTY TAX	(102,035.00)	
	BALANCE - CURRENT DATE		(2,959.00)
	TOTAL FUND EQUITY		(2,959.00)
	TOTAL LIABILITIES AND EQUITY		(17,351.00)