



## **CITY COUNCIL WORK SESSION MEETING**

**MAY 07, 2024 AT 6:00 PM**

**515 E 2600 N | NORTH OGDEN, UT 84414**

---

### **AGENDA**

---

#### **PUBLIC CAN ATTEND:**

In-person OR: Click the link to join the Webinar: <https://us02web.zoom.us/j/84135831929>

Webinar ID: 841 3583 1929

Telephone Dial: 1 346 248 7799 or 1 669 900 9128 or 1 253 215 8782

YouTube: <https://www.youtube.com/channel/UCriqbePBxTucXEzRr6fclhQ/videos>

**Welcome:** Mayor Berube

**Invocation/Thought & Pledge of Allegiance:** Council Member Watson

#### **CONSENT AGENDA**

1. Call for Conflict of Interest Disclosure
- [2.](#) Action to approve the April 9, 2024, City Council Meeting Minutes

#### **ACTIVE AGENDA**

3. Public Comments\*
- [4.](#) Discussion on the FY 2024-2025 Tentative Budget  
Presenter: Jami Jones, Finance Director
5. Council Department Reports:
  - a. Mayor Berube – Finance Department
  - b. Council Member Pulver – Public Works Department
  - c. Council Member Watson – Administration and Recreation Departments
6. Public Comments\*
8. Adjournment

#### **CERTIFICATE OF POSTING**

The undersigned, duly appointed City Recorder, does hereby certify that the above notice and agenda were posted within the North Ogden City limits on this 3rd day of May 2024 at North Ogden City Hall, on the City Hall Notice Board, on the Utah State Public Notice Website at <https://www.utah.gov/pmn/>, and at <http://www.northogdencity.com>. The 2024 meeting schedule was posted on December 13, 2023.

Rian Santoro, North Ogden City Recorder.

The Council at its discretion may rearrange the order of any item(s) on the agenda. Final action may be taken on any item on the agenda. The Council reserves the right to enter into a closed meeting at any time in accordance with 52-4-204. In compliance with the Americans with Disabilities Act, those needing special accommodation (including auxiliary communicative aids and service) during the meeting should notify the City Recorder at 801-782-7211 at least 48 hours prior to the meeting. In accordance with State Statute, City Ordinance, and Council Policy, one or more Council Members may be connected via speakerphone or may by a two-thirds vote to go into a closed meeting.

---

### **Public Comments/Questions**

- a. Time is made available for anyone in the audience to address the Council and/or Mayor concerning matters pertaining to City business.
- b. When a member of the audience addresses the Mayor and/or Council, he or she will come to the podium and state his or her name and city residing in.
- c. Citizens will be asked to limit their remarks/questions to five (5) minutes each.
- d. The Mayor shall have discretion as to who will respond to a comment/question.
- e. In all cases the criteria for response will be that comments/questions must be pertinent to City business, that there are no argumentative questions and no personal attacks.
- f. Some comments/questions may have to wait for a response until the next regular Council Meeting.
- g. The Mayor will inform a citizen when he or she has used the allotted time.

# NORTH OGDEN CITY COUNCIL MEETING MINUTES

April 9, 2024

The North Ogden City Council convened on April 9, 2024, at 6:00 p.m. at the North Ogden City Public Safety Building at 515 East 2600 North.

Notice of time, place, and agenda of the meeting was posted on the bulletin board at the municipal office and posted to the Utah State Website on April 4, 2024.

Notice of the annual meeting schedule was posted on the bulletin board at the municipal office and posted to the Utah State Website on December 13, 2023.

**Note: The time stamps indicated in blue correspond with the recording of this meeting, which can be located on YouTube: <https://www.youtube.com/channel/UCriqbePBxTucXEzRr6fclhQ/videos> or by requesting a copy of the audio file from the North Ogden City Recorder.**

PRESENT:

S. Neal Berube	Mayor
Ryan Barker	Council Member
Blake Cevering	Council Member
Jay D Dalpias	Council Member
Chris Pulver	Council Member
Christina Watson	Council Member (Zoom – excused at 7:00 PM)

STAFF PRESENT:

Jon Call	City Manager/Attorney
Rian Santoro	City Recorder
Scott Hess	Community and Economic Development Director
Ryan Nunn	Planner
Dave Espinoza	Public Works Director/Assistant City Manager
Dylan Hill	Public Works Inspector
Bryce Nelson	Administrative Services Manager/Treasurer
Katie Gerard	Human Resources Director

VISITORS:

Merrill Sunderlund	Dan Halacy
Reed Miller	Angela Halacy
Stef Casey	Gwen Long (Zoom)
Phillip Swanson	Jacque(Zoom)
Brenda Ashdown	Paige Hamblin(Zoom)
Kevin Burns	Susan Clements (Zoom)
Susan Kilborn (Zoom)	Brent Barker (Zoom)

0:0:42 Mayor Berube called the meeting to order. Council Member Pulver offered the thought, sharing two notable quotes relevant to the discussion. The first, attributed to General George C. Marshall, emphasized the importance of focusing on the good without concern for credit. The second, credited to General George S. Patton, highlighted the value of providing guidance rather than specific instructions, allowing for unexpected ingenuity. Council Member Pulver then offered the invocation and led the audience in the Pledge of Allegiance.

## **CONSENT AGENDA**

### **1. CALL FOR CONFLICT OF INTEREST DISCLOSURE**

0:2:19 No conflict of interest was disclosed.

### **2. DISCUSSION AND/OR ACTION ON THE CONDITIONAL ACCEPTANCE OF NORTHVIEW ESTATES SUBDIVISION PHASE 8**

0:3:10 Dylan Hill, the Public Works Inspector, reported the completion of the conditional inspection on the subdivision, confirming the improvement's compliance with City code and standards. Notable infrastructure installations included storm drains, land drains, water and sewer systems, streetlights, street signs, and partial sidewalk construction. Dylan explained that despite initial failures during heavy rain runoff last January, subsequent repairs have addressed the issues and recommended conditional acceptance of the improvements, initiating the one-year warranty process. It was noted that some ADA ramps had to be redone due to slope issues but are now compliant.

**Council Member Barker motioned to approve the Conditional Acceptance of Northview Estates Subdivision Phase 8. Council Member Pulver seconded the motion.**

#### **Voting on the motion:**

<b>Council Member Barker</b>	<b>aye</b>
<b>Council Member Cevering</b>	<b>aye</b>
<b>Council Member Dalpias</b>	<b>aye</b>
<b>Council Member Pulver</b>	<b>aye</b>
<b>Council Member Watson</b>	<b>aye</b>

The motion passed unanimously.

**3. DISCUSSION AND/OR ACTION ON THE FINAL ACCEPTANCE OF MAJESTIC VIEW SUBDIVISION**

0:5:18 Public Works Inspector Dylan Hill explained that the subdivision was recorded in December 2018, and was presented to the City Council in December 2021 for conditional acceptance. It was explained that the delay in the conditional warranty period was due to the installation of a streetlight and paved access. The recommendation for final acceptance is based on the evaluation done by City Engineer Eric Casperson, who confirmed that all improvements meet City codes and standards. It was noted that this final acceptance only includes Phase 1 of the Majestic View Subdivision.

**Council Member Dalpiaz motioned to approve the Final Acceptance of Majestic View Subdivision. Council Member Covering seconded the motion.**

**Voting on the motion:**

<b>Council Member Barker</b>	<b>aye</b>
<b>Council Member Covering</b>	<b>aye</b>
<b>Council Member Dalpiaz</b>	<b>aye</b>
<b>Council Member Pulver</b>	<b>aye</b>
<b>Council Member Watson</b>	<b>aye</b>

The motion passed unanimously.

**4. ANNOUNCEMENT OF THE APRIL 23, 2024, BUDGET AMENDMENT PUBLIC HEARING**

0:10:12 Council Member Covering motioned to approve the setting of the Budget Amendment Public Hearing for April 23, 2024. Council Member Pulver seconded the motion.

**Voting on the motion:**

<b>Council Member Barker</b>	<b>aye</b>
<b>Council Member Cevering</b>	<b>aye</b>
<b>Council Member Dalpias</b>	<b>aye</b>
<b>Council Member Pulver</b>	<b>aye</b>
<b>Council Member Watson</b>	<b>aye</b>

**The motion passed unanimously.**

## **ACTIVE AGENDA**

### **5. PUBLIC COMMENTS**

**0:11:18** Dan Halacy, a North Ogden City resident, expressed concerns regarding safety issues near the stream behind The Lodge, a retirement home community located across from his residence at Prominence Point. He highlighted the lack of adequate fencing to prevent children from accessing the water, the potential dangers posed by the railings, and the presence of unleashed dogs in the area.

Mayor Berube acknowledged the concerns and inquired about ownership and responsibility for the issues.

City Manager/Attorney Jon Call clarified that while the lodge technically owns the ground where the creek runs, the Army Corps of Engineers governs the area. Liability would likely fall on The Lodge, but the City might be involved due to its easement for the public trail.

Mayor Berube suggested contacting The Lodge and the Homeowner's Association (HOA) to address the concerns collectively. Dan Halacy confirmed his efforts to communicate with The Lodge and resolve the issues.

Mayor Berube suggested posting notices regarding leash laws and offered assistance in addressing the concerns.

**0:16:01** Reed Miller, a North Ogden City resident, referenced a previous discussion about property rights in regard to a local business, Big O Tires, and expressed disappointment that only one person had spoken up in support. Reed expressed concern regarding the protection of citizens' unalienable rights, specifically focusing on life, liberty, and property. He emphasized the importance of government officials safeguarding private property rights and moral agency. He urged officials to remain vigilant in protecting these fundamental rights in future decisions.

Reed concluded by highlighting the potential conflicts between City interests and individual rights and urged officials to prioritize the latter.

## 6. FISCAL YEAR 2024-2025 BUDGET PRESENTATIONS

**0:19:15 Administrative Services:** Administrative Services Manager/Treasurer Bryce Nelson outlined the budget, which included categories such as subscriptions and memberships, travel and training, office supplies and telephones, services not classified, and small equipment. He noted a 6.4% decrease in the budget for the upcoming fiscal year due to the completion of certain equipment purchases.

Bryce also provided updates on the department's goals from the previous year, including investments in protecting City assets and researching technology to streamline processes. For the upcoming year, goals include digitizing loans, continuing training efforts, and simplifying online services.

Mayor Berube inquired about tracking the incremental value of investments and the City Manager's contingency fund. Bryce affirmed that the fund hasn't been used in the past two years and agreed to provide more information on investment returns if desired. The Mayor emphasized the importance of tracking investment value, particularly given recent legislative changes affecting City finances.

**0:28:13 City Recorder:** City Recorder Rian Santoro highlighted a decrease of 34.4% in the City Recorder budget. This decrease is attributed to internalizing the minutes process, leading to reduced expenses previously incurred for outsourcing. Additionally, a contract with Granicus, intended for meeting minute recording, was terminated due to compatibility issues with existing software.

Rian outlined budget allocations for small equipment, subscriptions and memberships, travel and training, and office supplies. The travel and training budget covers attendance at conferences and local trainings relevant to the Recorder's role.

Goals for 2024 include acquiring a new website to enhance transparency and streamline records management processes.

Councilmember Pulver commended the Department's efforts in leveraging technology to reduce costs and paper usage.

Mayor Berube emphasized the importance of planning for automation to maintain efficiency amidst City growth.

**0:34:16 Human Resources:** Human Resources (HR) Director Katie Gerard presented the HR budget, which saw a decrease of 0.6%. The budget was broken down into subscriptions and memberships, travel and training, office supplies, computer services and software, telephone, and personnel-related costs.

Key memberships included the Society for Human Resource Management (SHRM) and the Northern Utah HR Association, providing valuable networking opportunities and resources. The travel and training budget covered attendance at conferences and local trainings relevant to HR topics. A new software program was proposed to provide training for all employees, covering topics like sexual harassment and ethics.

The personnel-related costs included annual labor law posters, employee recognition, team-building events, and federal e-filing.

Katie outlined the Department's goals for 2024, including setting clear performance expectations, enhancing employee engagement and satisfaction, and optimizing HR processes.

The presentation received commendations from Councilmember Pulver for fostering a positive work environment and reducing turnover rates.

Mayor Berube expressed interest in understanding the net increase in full-time employees after retirements and recruitment and emphasized the importance of managing growth and preparing for the City's future needs.

*(See Attachment A: Administration Budget Presentation)*

**0:44:03** Council Member Watson expressed appreciation for the thoroughness and effort of the Administration Department Heads who provided detailed presentations on budget matters. She commended their dedication to saving money, protecting the budget, and providing valuable statistics for the community. Council Member Watson also mentioned being excited about upcoming software for online documentation and the potential cost savings and improvements in the City's new website.

Mayor Berube inquired about additional resources needed for resource management concerning the Administration Departments in the City and urged Council Member Watson to consider future implications and growth planning. Council Member Watson acknowledged the importance of planning for the future and expressed readiness to assist in that regard.

**0:47:37 Building and Planning:** Community and Economic Development Director Scott Hess provided an in-depth overview of the budget for the Building and Planning Departments. He began by mentioning that the Building Official couldn't attend due to other obligations but had provided the Building Department's budget information. Scott highlighted recent staffing changes, indicating that the Planning Department is now fully staffed with two full-time employees. The Building Department is experiencing a transition as Bruce Higley is retiring, with Ty Lopshire taking over his responsibilities as a Building Inspector.

Scott emphasized the importance of right-sizing the departments, mentioning that they have been adjusting to accommodate growth expectations over the past three years.

Despite some uncertainty in the Building Department due to fluctuations in building permits, Scott mentioned that historically, the department has covered its operating costs through fees. However, he expressed some concerns about this year's budget due to market conditions and a potential shortfall in fee revenue.

Regarding the Planning Department, Scott discussed reductions in the budget for travel, training, and professional services. He emphasized the department's commitment to providing excellent customer service, facilitating development and land use rights, and ensuring clear communication and reliable turnaround times.

The budget breakdown revealed that the majority of expenses are allocated to salaries, with limited discretionary spending available.

During the presentation, Council Members inquired about potential savings in the motor pool, considering Bruce's retirement. Additionally, they discussed revenue projections from building permits, highlighting the importance of maintaining fiscal responsibility and exploring opportunities for cost-saving measures.

*(See Attachment B: Building and Planning Budget Presentation)*

**1:02:36 Finance:** Mayor Berube provided a comprehensive overview of the responsibilities of the Finance Department, highlighting its critical role in the City's financial management. He emphasized that the Finance Department is tasked with preparing and monitoring the budget, ensuring compliance with State laws and regulations, and overseeing internal controls to prevent fraudulent activities. The Mayor stressed the importance of timely submission of audit reports and adherence to state and federal compliance requirements.

Furthermore, Mayor Berube discussed the challenges faced by the Finance Department, including the heavy workload associated with budget preparation and compliance tasks. He acknowledged the efforts made by Finance Director Jamie Jones to streamline processes and improve efficiency within the department.

Regarding the projected budget for the Finance Department, the Mayor noted an increase of \$103,000 primarily attributed to personnel costs. He explained that this increase is necessary to address the growing workload and mitigate risks associated with staffing limitations. Mayor Berube emphasized the need for additional expertise, a full-time equivalent position, in finance and accounting to ensure the department's continued effectiveness. Additionally, the Mayor mentioned ongoing initiatives aimed at increasing efficiency, such as the potential rebidding of financial services and the implementation of a P card system.

Council Member Pulver contributed insights from the Budget Committee, highlighting discussions on various financial matters and expressing support for additional staffing in the Finance Department to manage the workload effectively.

*(See Attachment C: Finance Budget Presentation)*

**1:10:30 Enterprise Funds:** Public Works Director/Assistant City Manager Dave Espinoza gave a comprehensive presentation on Enterprise Funds, delving into the intricate workings of utilities, particularly focusing on the Water, Sewer, Stormwater, and Solid Waste Departments.

Beginning with the Water Department, Dave provided a detailed overview of recent achievements, including the successful installation of a 2-million-gallon storage tank, which significantly bolstered the department's capacity for water storage. He also highlighted the acquisition of essential equipment such as asphalt saws, which are vital for infrastructure maintenance and repair tasks. Additionally, he discussed ongoing projects such as well development initiatives and the strategic planning underway for booster stations, essential for maintaining consistent water pressure across the distribution network.

Transitioning to the Stormwater Department, Dave elaborated on various projects aimed at improving infrastructure resilience and operational efficiency. These initiatives included the implementation of storm drain lining techniques to enhance the longevity of critical infrastructure components. He also emphasized the importance of equipment upgrades, citing the sewer rat as a prime example of technology facilitating more effective sewer system maintenance practices. Moreover, he cautioned about the potential budgetary implications of upcoming projects and urged careful consideration of cost projections to ensure fiscal responsibility.

For the Sewer Department, Dave provided insights into the intricacies of sewer lining processes, highlighting their importance in extending the lifespan of sewer infrastructure and minimizing the need for costly repairs. He discussed cost projections for the upcoming fiscal year, stressing the significance of adopting cost-effective solutions amidst potential external cost pressures. Additionally, he outlined ongoing efforts to explore alternative suppliers for waste collection services, underscoring the department's commitment to optimizing operations while containing costs.

Concluding the presentation with the Solid Waste Department, Dave outlined the impending conclusion of the current service contract for waste containers and deliberated on future arrangements. He outlined potential cost implications associated with waste management services and proposed strategies to mitigate financial burdens, including the exploration of options for bulk purchasing of waste containers. Throughout the presentation, Dave emphasized the collaborative approach among utility departments and the necessity for proactive planning to address evolving challenges and ensure the provision of sustainable utility services for the community.

*(See Attachment D: Enterprise Funds Budget Presentation)*

## 7. NEW NORTH OGDEN CITY WEBSITE BUDGET PROPOSAL

1:48:17 The presentation highlighted the significance of the City's online presence in engaging residents and ensuring transparent communication. It stressed the need for an updated website to facilitate better connection with citizens and streamline access to important information. After evaluating various vendors, including Revize, the presenters, City Recorder Rian Santoro, Human Resources Director Katie Gerard, and Administrative Services Manager/Treasurer Bryce Nelson, recommended switching from the current provider, CivicPlus, to Revize due to its superior features and cost-effectiveness. Revize's demo showcased enhanced control, ease of access, and quicker response times for website issues, which aligns with the City's goals of keeping residents informed and up to date. The migration cost to CivicPlus' new platform was stated to be \$5,500 with a timeline of 6-9 months, although specific dates were uncertain, raising concerns about delays.

In contrast, Revize offered a more cost-effective solution, providing an annual savings of \$4,450 compared to CivicPlus. This cost-saving included an Intranet for City employees, improved website features, and increased engagement opportunities for residents.

Three payment options were presented, but without any discount for upfront payment, spreading the cost over five years seemed the most prudent approach. It was agreed that staff would seek additional feedback from citizens and current website users to address any potential concerns.

*(See Attachment E: North Ogden City Website Budget Proposal)*

**Council Member Pulver motioned to approve Option 1 of the new Website Project and Services Payment Plan, along with authorizing the signing of the contract with Revize. This approval is subject to gathering further feedback from regular North Ogden City Website users. Council Member Barker seconded the motion.**

### **Voting on the motion:**

<b>Council Member Barker</b>	<b>aye</b>
<b>Council Member Cevering</b>	<b>aye</b>
<b>Council Member Dalpiaz</b>	<b>aye</b>
<b>Council Member Pulver</b>	<b>aye</b>

Council Member Watson                      excused

The motion passed unanimously.

8. **DISCUSSION AND/OR ACTION TO APPROVE THE LOCAL TRANSPORTATION FUNDING AGREEMENT A4-2024, FOR THE NEXT PHASE OF 450 E TO 3100 NORTH.**

2:13:24 City Manager/Attorney Jon Call provided an overview of the agreement regarding the widening of 450 East. The project extends from just above 2850 to the intersection of 3100 and 400 East, with an estimated total cost of \$6.7 million. The Weber Area Council of Governments (WACOG) has committed approximately \$4 million towards the project, leaving the City responsible for the remaining \$2.7 million. The majority of the City's share is sourced from impact fees (\$2.2 million) and rental income from properties owned by the City (\$750,000).

The agreement seeks to secure the final round of funding necessary to complete the project, which includes transforming 450 East into a five-lane road with designated bike lanes.

Mayor Berube and Council Member Pulver discussed the potential resale of properties acquired for the project, with Council Member Dalpias raising questions about a specific property at 2850 Washington. Staff mentioned ongoing discussions with potential buyers and highlighted the possibility of rezoning the property, with considerations for input from neighboring residents.

*(See Attachment F: 400 East Widening)*

**Council Member Barker motioned to approve the Local Transportation Funding Agreement A4-2024 for the next phase of 450 E to 3100 North. Council Member Cevering seconded the motion.**

**Voting on the motion:**

<b>Council Member Barker</b>	<b>aye</b>
<b>Council Member Cevering</b>	<b>aye</b>
<b>Council Member Dalpias</b>	<b>aye</b>
<b>Council Member Pulver</b>	<b>aye</b>

**Council Member Watson**                      **excused**

**The motion passed unanimously.**

**9. COUNCIL DEPARTMENT REPORTS:**

a. Council Member Dalpias – Police Department

**2:24:20** Council Member Dalpias provided several updates on the Police Department, including ongoing Chief interviews, upcoming training courses such as a Taser Instructor Certification, and recent Defensive Tactics Training. Additionally, two new officers, Officer Tischer and Officer Moss, have joined the department, while Officer Perkins has been promoted to Detective. Council Member Dalpias also mentioned an upcoming Drug Takeback event on April 27, 2024, at the North Ogden Smith's and celebrated North Ogden's rise in safety rankings, now ranked as the sixth safest City in Utah, up from the 10th spot last year.

b. Council Member Cevering – Building and Planning Departments

**2:26:37** Council Member Cevering provided updates on the Planning and Building Departments, mentioning that White Rock Phase 3 has been approved and construction will commence shortly. Additionally, Council Member Cevering highlighted an increase in building permit applications, with several being submitted for the Montgomery Farm Subdivision.

c. Council Member Barker – Parks Department

**2:27:31** Council Member Barker provided updates on the Parks Department, stating that the demolition of the playground at Lomond View Park is finished, with preparations underway for the construction of a new playground scheduled for May. Additionally, the pickleball courts project, led by City Engineer Eric Casperson, is expected to be completed around the same time. Other activities include mowing, turf maintenance, spraying for weeds, and fertilizing. The bathrooms in the parks are set to open next week, and seasonal job applications are being accepted, with interviews already underway for part-time positions.

**10. PUBLIC COMMENTS**

2:28:54 Merrill Sunderlund, a North Ogden City resident, expressed concerns about the City website upgrade or transition, highlighting the potential for confusion and troubleshooting during the transition period. Merrill recommended appointing someone to oversee the process to ensure a smooth transition. He noted that while the Mayor mentioned this oversight role, there seemed to be different departmental responsibilities for the website, suggesting the need for a committee to manage the transition effectively.

2:31:23 Phillip Swanson, a North Ogden City resident, commended the departments for their efforts in finding opportunities for efficiency within the budget, appreciating their frugality. Phillip also highlighted the importance of continued support for employee training and travel to ensure they remain knowledgeable and competent. He expressed satisfaction with the efforts made by the HR Department to improve morale. Regarding the budget for Flash Votes, he questioned its usage, noting that despite being paid for, it has only been utilized once by the City. He suggested that the City either increase its usage or consider discontinuing payments for it. Swanson briefly mentioned reviewing a few City web pages hosted by Revize, emphasizing the need to involve less technically savvy residents in the design and beta testing process. He shared feedback on website design, advocating for intuitive navigation and prioritizing citizen input. He criticized the overreliance on search bars for navigation, suggesting that web pages should be designed for easy access to information without relying solely on search functions. Lastly, Swanson provided a practical tip for improving microphone usage during meetings, suggesting lowering the microphone closer to the counter for better sound quality. He thanked the Council for their service.

2:34:12 Brenda Ashdown, a North Ogden City resident, shared her perspective on the new website. She expressed enthusiasm for the decision to switch to a new company for the website, citing its anticipated cost-effectiveness and improved aesthetics. Brenda contrasted the current website unfavorably with the ones she reviewed that day, emphasizing their user-friendliness. She appreciated the Council's willingness to make this change. In response to a previous comment, she disagreed with concerns about potential difficulties in transitioning to the new website, believing it would offer enhanced visibility and ease of navigation.

2:35:33 Susan Clements, a North Ogden City resident, expressed her appreciation for the opportunity to attend the meeting online, mentioning her involvement with the North Ogden Historical Museum as a reason for not attending in person. She praised the Council's new meeting set-up and remarked on the clarity of audio. She suggested

improving clarity for those speaking from the audience or without a microphone. Susan then inquired about the construction timeline for the area from 2850 to 3100.

City Manager/Attorney Jon Call explained that design work would start soon, with budget requests expected in the coming months.

Susan also mentioned the opening of the Green Waste Facility, expressing gratitude for the information provided on the website and emphasizing her community's appreciation for the service.

2:38:26 Susan Kilborn, a North Ogden City resident, raised a question about whether anyone in the City Administration is knowledgeable about artificial intelligence (AI) and its potential benefits. She shared her belief in the positive impact AI could have in streamlining processes, citing her son's success with a newsletter as an example. Kilborn also suggested that the City could save money by obtaining required posters from government agencies for free rather than purchasing expensive versions.

## 11. MAYOR/COUNCIL/STAFF COMMENTS

2:40:13 Administrative Services Manager/Treasurer Bryce Nelson announced that there has been an application to change the domain name from Northogdencity.com to Northogdencity.gov. The change is expected to take effect in the next couple of months, affecting the website, emails, and other related communications. It was noted that the City will keep ownership of Northogdencity.com and communications will automatically be forwarded to the Northogdencity.gov.

2:40:33 City Manager/Attorney Jon Call relayed information from Jami in Finance regarding Senate Bill 91, which now requires a separate Budget Hearing for salaries in the City. This hearing will compare department heads' current salaries to proposed increases and aims to enhance transparency. Jon acknowledged potential discomfort with discussing salaries publicly but emphasized the importance of transparency.

Jon reminded the Council about Building Inspector Bruce Higley's retirement party on Thursday, encouraging attendance.

Jon provided updates on ongoing projects, including the nearing completion of the parking lot and the Senior Center receiving a new roof, which is partly funded by insurance.

2:43:32 Council Member Pulver announced that he has begun working on the protocol for City events.

2:43:48 Council Member Barker relayed information regarding the FEMA training that was discussed in the last meeting. Weber County Emergency Manager Lisa Schwartz-Gosling offered to conduct a one-hour training session, but for certification, it would require two emergency managers from neighboring counties to conduct a two-week session.

The unanimous consensus among the Council Members was that the one-hour training session was the preferred option. Council Member Barker agreed to get that training scheduled for an upcoming meeting.

2:44:49 Council Member Cevering inquired about the progress of the prescriptive easement. City Manager/Attorney Jon Call informed that discussions are scheduled for a meeting in two weeks, addressing various matters including the prescriptive easement. Council Member Cevering then shared a message from a concerned parent regarding increased costs at the North Shore Aquatic Center. Council Member Cevering suggested that the City provide clarification to avoid negative perceptions and misinformation.

## 12. ADJOURNMENT

**Council Member Pulver motioned to adjourn the meeting.**

**The meeting adjourned at 8:46 p.m.**

## ATTACHMENTS

All Publicly distributed materials associated with this meeting are noted as the following attachments:

- A. Administration Budget Presentation
- B. Planning and Building Budget Presentation
- C. Finance Budget Presentation
- D. Enterprise Funds Budget Presentation
- E. North Ogden City Website Budget Proposal
- F. 45o East Widening

\_\_\_\_\_  
S. Neal Berube, Mayor


\_\_\_\_\_  
Rian Santoro  
City Recorder

\_\_\_\_\_  
Date Approved

DRAFT

# ADMINISTRATION BUDGET

Administrative Services, City Recorder, and  
Human Resources  
Council Member Watson, Department Liaison



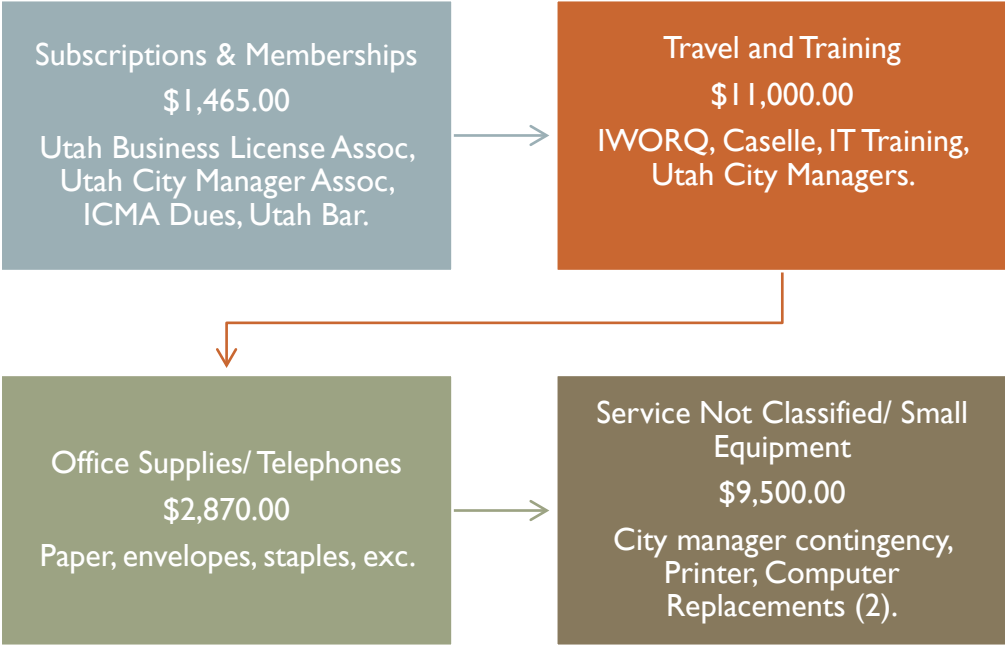
## OUR DEPARTMENTS

BRYCE NELSON, ADMINISTRATIVE SERVICES  
MANAGER/CITY TREASURER

RIAN SANTORO, CITY RECORDER

KATIE GERARD, HUMAN RESOURCE MANAGER

# ADMINISTRATIVE SERVICES



**TOTAL BUDGET DECREASE: 6.4% (-\$1,600)**

# ADMINISTRATIVE SERVICES

## Position Within Department

- City Manager/Attorney
- City Treasurer/Administrative Services Manager
- Three full-time Administrative Assistants
  - Building Permit Technician, Business Licenses, and office coverage, Parks and Rec support staff.

## Enterprise Fund Within Department

- Additionally, one full-time employees and two-part time employee are part of this department; salaries paid by Enterprise Funds.
  - Administrative duties for: Utility billing, phones, water, sewer, storm, and solid waste

# GOALS FROM 2023 - 2024

Invest	Research	Training	Educate
Protect city assets while maximizing returns.	Research technology to improve/streamline processes.	Offer training for staff to maximize the role they fulfill.	Educate residents on how to better utilize the services the city provides for them.
Invest	Research	Training	Educate
Started investing with Meeder Public Funds	Will be purchasing software to digitize forms. Will also be implementing software to make renting parks and buildings easier.	Staff have been to trainings for processes and software that we use.	My team and I take every opportunity to talk with residents about what services are provided and what the easiest ways are to access them.

# GOALS FOR 2024 - 2025

Digitize Forms	Research	Training	Educate
Develop user friendly forms for residents to complete conveniently.	Research technology to improve/streamline processes.	Offer training for staff to maximize the role they fulfill.	Educate and simplify online services.

# CITY RECORDER

## Small Equipment - \$2,500

- (1) Computer replacement

Item2.

## Subscriptions and Memberships - \$605

- Davis Weber Morgan Recorder's Association (2 employees)
- Utah Municipal Clerks Association
- IIMCA membership plus certification

## Computer Services - \$4,850

- Municode – Meeting Agenda Management
- Laserfiche

## Travel, Training and Memberships - \$3,250

- UMCA Training
- DMWRA Training
- Local Training

## Business Related Costs - \$2,760

- Office supplies
- Postage
- Phone
- Public notices

**TOTAL BUDGET DECREASE: 34.4% (-\$7,643)**

# GOALS FOR 2024 - 2025

## Innovation/Improvement

Meeting management has been implemented and the goal is to continue improving/streamlining the processes during all meetings.

## Transparency

Enhance visibility and streamline accessibility to public records.

# HUMAN RESOURCES

Item2.

## Breakdown

- Subscriptions & Memberships - \$250
  - SHRM – Society for Human Resource Management
  - Northern Utah HR Association
- Travel & Training - \$1,500
  - WECon – Work Elevated Conference (elevates the HR profession)
  - Local training related to HR topics, benefits, etc.
- Office Supplies - \$500
- Postage - \$100
- Computer Services/Software - \$1,880
  - **NEW – Niche Academy (online training platform)**
- Telephone - \$360
- Personnel Related Costs - \$17,825 – The cost of goods is increasing
  - Annual Labor Law Posters
  - Employee of the Month (12) , Employee of the Year (5), PEAK (Progressive, Enthusiastic, Ambition, Knowledge Employee Recognition (2)
  - Team Building
  - ACA Federal E Filing
- Small Equipment - \$300
  - Scanner

TOTAL: \$22,715

## Total Department Increase

- Budget decreased by 0.6% (-\$125.00)

Page 26

# 2023 – 2024 Met Goals

## RECRUIT

- We successfully hired 12 full-time employees. Revamped job descriptions across departments, ensuring consistency and highlighting growth opportunities by incorporating percentage-based increases tied to certifications, education, and experience.

## RETAIN

- **As of April 9, 2024** - 3 retirements and 4 voluntary/involuntary terminations
- **2022 – 2023** - 2 retirements and 10 voluntary/involuntary terminations
- **2021 – 2022** - 1 retirement and 12 voluntary/involuntary terminations
- Our commitment to positive morale has contributed to staff retention and reduced turnover. We continue to prioritize listening to employee needs, building trust, and maintaining a safe, and supportive environment, resulting in improved retention rates and fewer terminations compared to previous years.

## BUILD MORALE

- High employee morale boosts workplace productivity and efficiency. We continue to achieve this with regular team building gatherings, recognition for outstanding work, promoting teamwork and maintaining open communication.





**2024 – 2025 GOALS  
PERFORMANCE MANAGEMENT, EMPLOYEE  
ENGAGEMENT, SATISFACTION & WELL-BEING,  
AND PROCESS OPTIMIZATION**



## PERFORMANCE MANAGEMENT

- Set clear performance expectations, providing regular feedback.
- Work to implement new annual evaluation process.

## EMPLOYEE ENGAGEMENT, SATISFACTION AND WELLBEING

- Engaged and satisfied employees are more likely to be productive and committed to North Ogden City.
- Continue open communication to monitor key performance indicators: employee productivity, turnover rates, employee satisfaction.
- Supporting employees' physical, mental, and emotional well-being contributes to their overall satisfaction and performance.
  - Promoting work-life balance
  - Social Connections: foster a sense of belonging through team-building, social events, and opportunities for collaboration.
  - Recognition and Appreciation: Recognize employee contributions and achievements regularly.
  - Create a safe, inclusive, and supportive workplace environment where employees feel valued, respected, and empowered.

## PROCESS OPTIMIZATION


- Define clear objectives for HR process optimization, such as reducing processing time, improving accuracy, and areas for improvement.
- Standardize procedures to ensure consistency and reduce errors.
- Implement new training software to help with onboarding, annual training requirements, etc.



ANY QUESTIONS?

# BUILDING AND PLANNING

Councilmember Blake Covering, Department Liaison



# BUDGET PERCENTAGES

## BUILDING

	FY25	FY24	
Business Costs	40,896	44,836	-8.8%
Motor Pool	11,451	11,451	0%
Professional Services	15,000	15,000	0%
	67,347	71,287	-5.5%

\$3,940 Decrease

## PLANNING

	FY25	FY24	
Business Costs	18,797	20,340	-7.6%
<del>Motor Pool</del>	0	0	0%
Professional Services	0	0	0%
	18,797	20,340	-7.6%

\$1,543 Decrease

# DELIVERABLES



QUALITY  
CUSTOMER  
SERVICE



FACILITATING  
DEVELOPMENT AND  
LAND USE RIGHTS



CLEAR AND  
CONSISTENT  
COMMUNICATION



RELIABLE  
TURNAROUND  
TIMES



BUILDING  
PERMITS



ZONING  
DECISIONS



LAND USE  
PERMITS

# North Ogden Finance Department

# Finance Department

## Deliverables

- ▶ Budget
- ▶ Audit
- ▶ Quarterly Audit Committee Report
- ▶ Monthly Report to Council
- ▶ State/Federal Compliance

# Finance Department

- ▶ Internal Controls
- ▶ Liability Insurance
- ▶ General Accounting
  - ▶ Accounts Payable
  - ▶ Fixed Assets
  - ▶ Payroll

# Finance Department FY 23-24 Budget

- ▶ Total Budget \$325,000
- ▶ Last year \$222,000
  - Increase \$103,000 due to
    - ❖ Personnel costs - One FTE

# Finance Department Staff

Finance Director

Accounts Payable Clerk/Emergency  
Manager

FTE position - vacant

# Public Works Budget Breakdown



# Water Department

2023-2024

- **Storage Tank**
  - Being Completed 2024
- **Asphalt Saw**
  - Purchased January 2024
- **Well Development- North Ogden Canyon, Mtn Road**
  - Installed well casing in North Ogden Canyon; ready for pump house
- **Fruitland Dr. Booster Station**
  - Move to future budget due to property acquisition
- **Future Well- Zone 1**
  - Engineer review
- **PRV Maintenance Continued**
  - PRV Rebuilds
- **Replacement Projects**
- **Drives & TPS (Total Protection Services)**
  - Completed
- **Valve Exerciser**
  - Purchasing in 2024 Budget



# Water Department

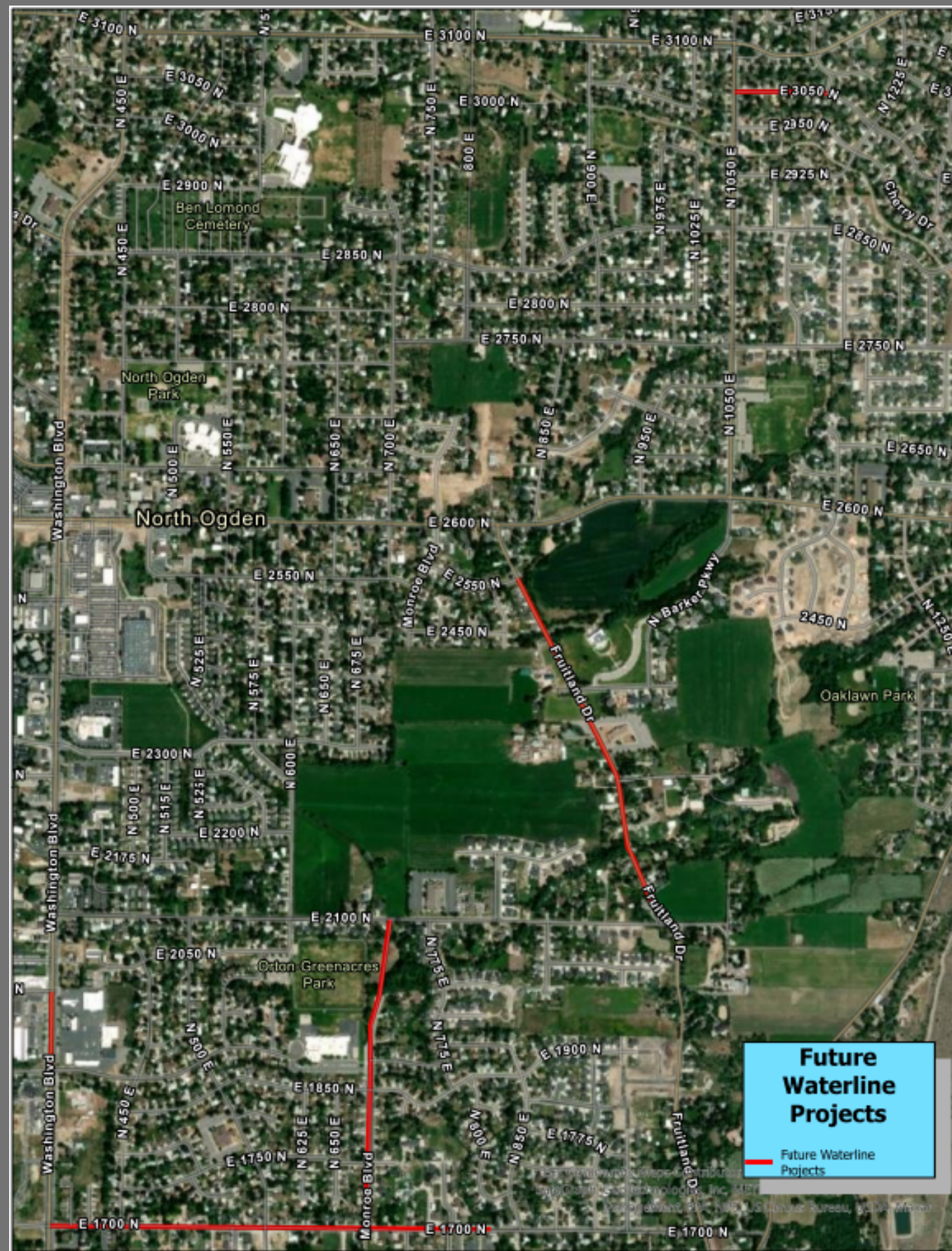
2024-2025

- **Waterline Replacement Projects**
  - (1700 N), (575 E-750 E, 3100 N-3300 N)
- **Security System**
  - New locks, Keys
- **Disinfection and Monitoring Equipment**
  - Currently using equipment 14 years old
- **Engineering Services**
  - Consultation engineer for water system
- **Shared Costs**
  - Dump Truck, Excavator
- **Long Term- Scada/Meter System, Fruitland  
Booster Station, Canyon & Mtn Rd Well Houses,  
Zone 1 Well**



# Water Continued

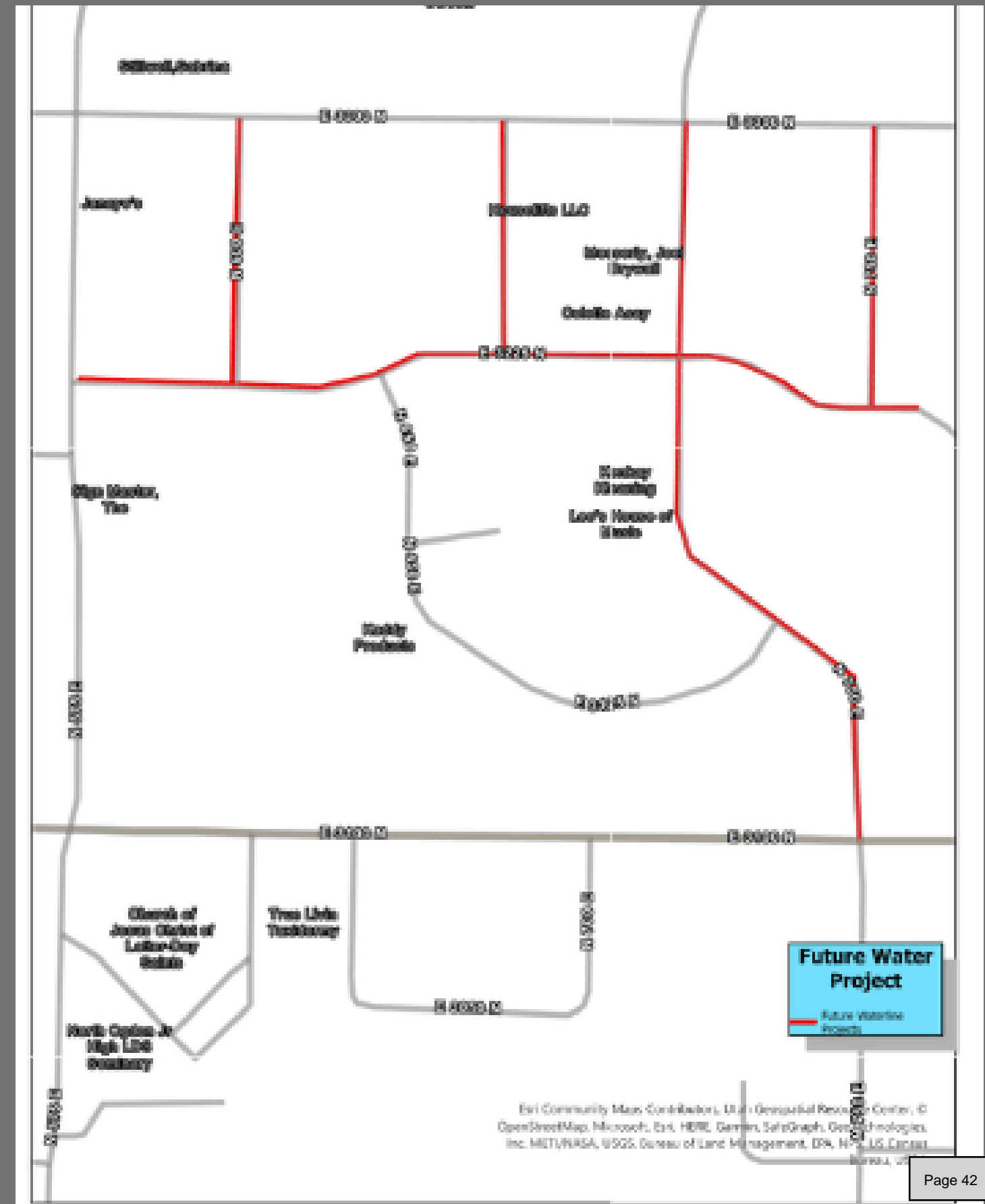

# Replacement Projects



2023



2024-2025



# Water PRV Projects & Maintenance



Before



New



After



# Storm Water

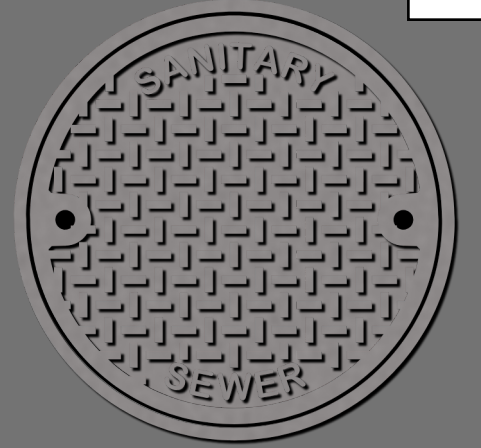
## 2024-2025

- Sweeping Contract
- Lining Project
  - In Progress
- 2100 N Storm Drain
  - Complete
- 2550 N Pond Project
- Equipment
  - Snow Blower, Ventrac, 6" Trash Pump



# Sewer Department

2024-2025



Item2.

- Future Lining
- Manhole Lining
- No Increase from Central Weber
- Dump Truck
- **Long Term Future- Vac Truck/Camera**

## Sewer Manhole Lining



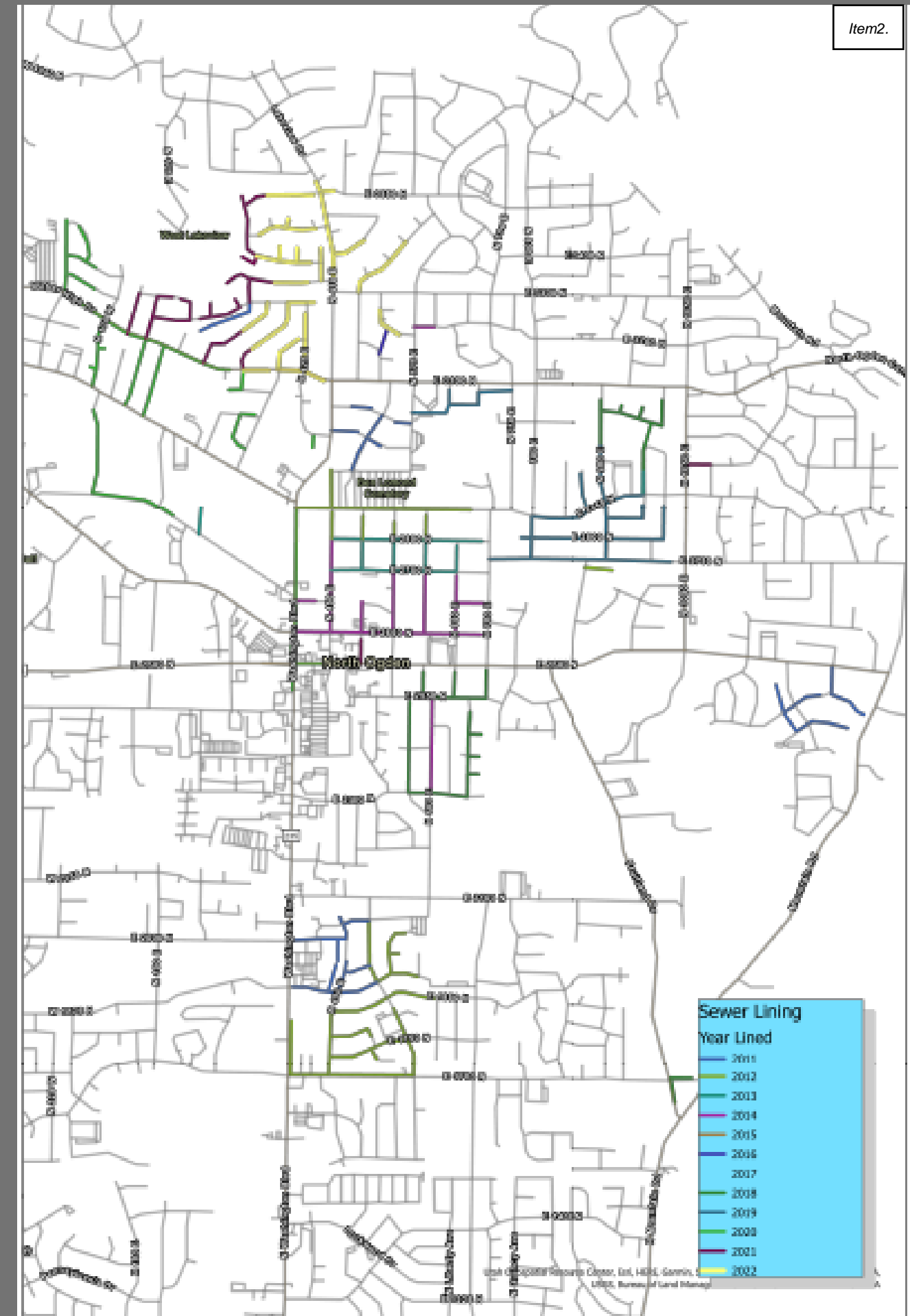
*Sewer Lining  
Installation*



# Sewer Continued



*Past Lining*



## Sewer rat

(Approximately 4% Increase/Year)

Pricing is based on four year agreement

- **Year One-** \$57,000
- **Year Two-** \$59,300
- **Year Three-** \$61,600
- **Year Four-** \$64,125

# Solid Waste

## 2024-2025

- Republic Hauling Increase - 4% → Approximately \$30,000
- Weber County Tipping Increase - 0%
- Can Vendor Change - Decrease from \$134/Can to \$56/can + Shipping



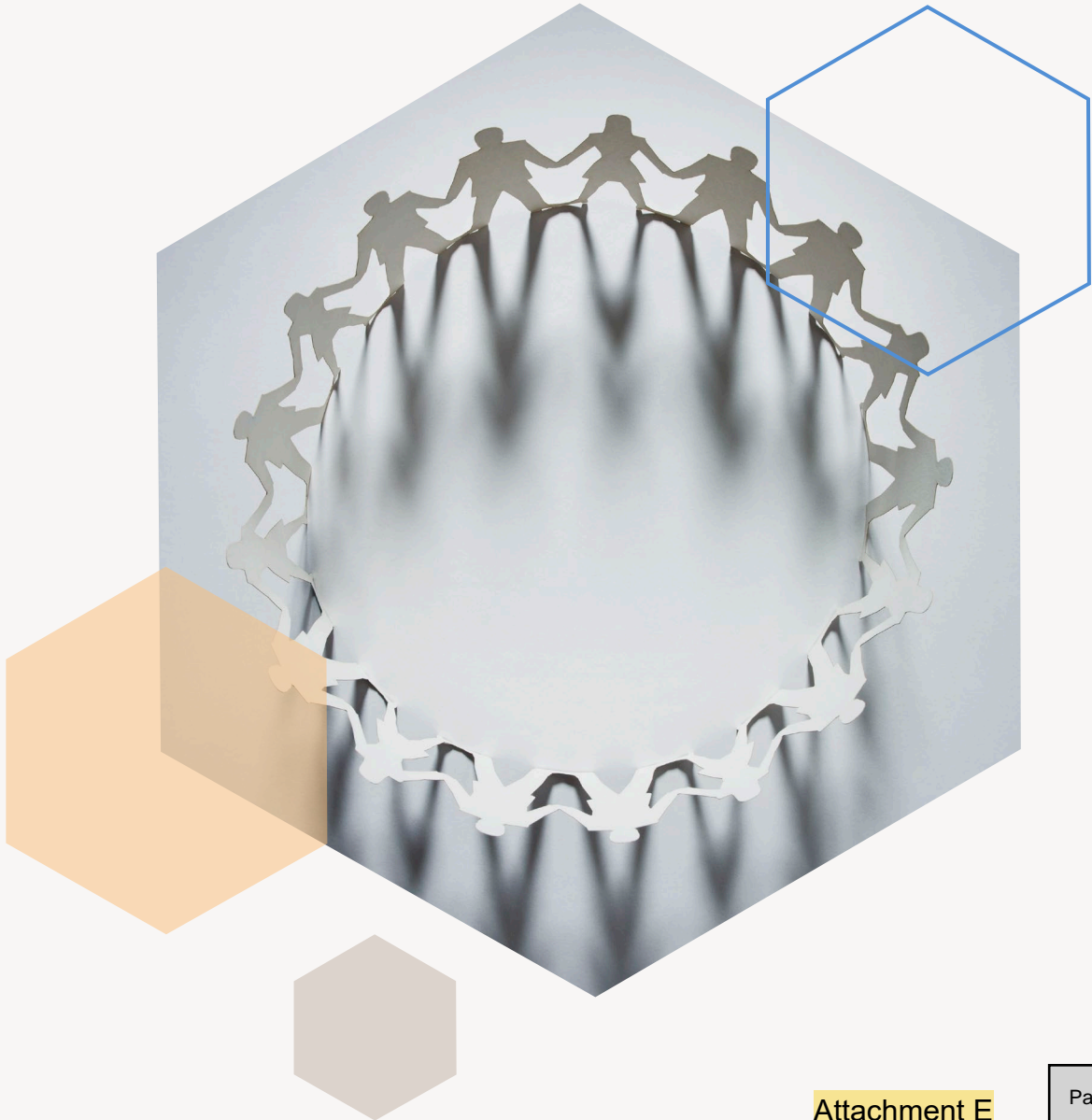
# Public Works

- Old Public Works Shop- ALL Departments



# North Ogden City Website

Cost Proposal and Comparison



# Introduction

In today's fast-paced digital world, the online presence of municipalities plays a pivotal role in connecting with residents, disseminating crucial information, and facilitating efficient service delivery. With the aim of enhancing citizen engagement, streamlining administrative processes, and ensuring accessibility for all, we propose the development of a new, more functional website for North Ogden City.



# Current CivicPlus Migration-Update

(required for current website to function)



## Annual Website Hosting and Maintenance Fee

- \$6,800 – the City would have to pay this fee by May 31, 2024.

## One-Time Graphic Re-Design

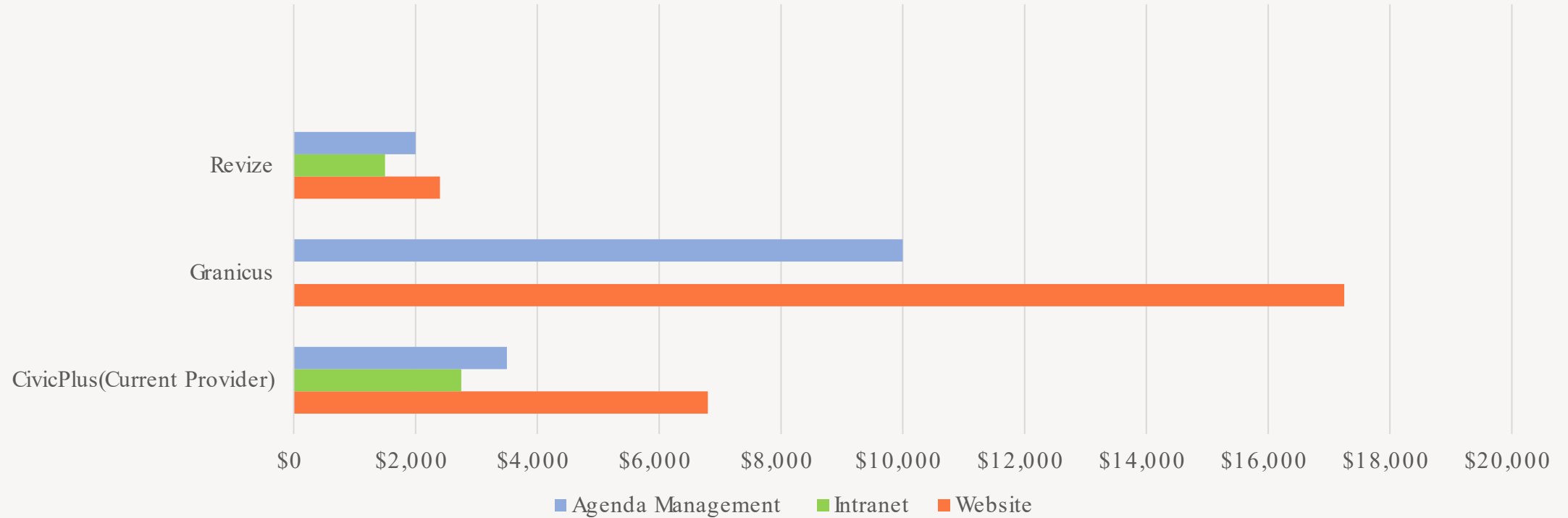
- \$5,500 – Six to nine months for this process to begin.

## Current add-ons include:

Agenda Management: \$3,500

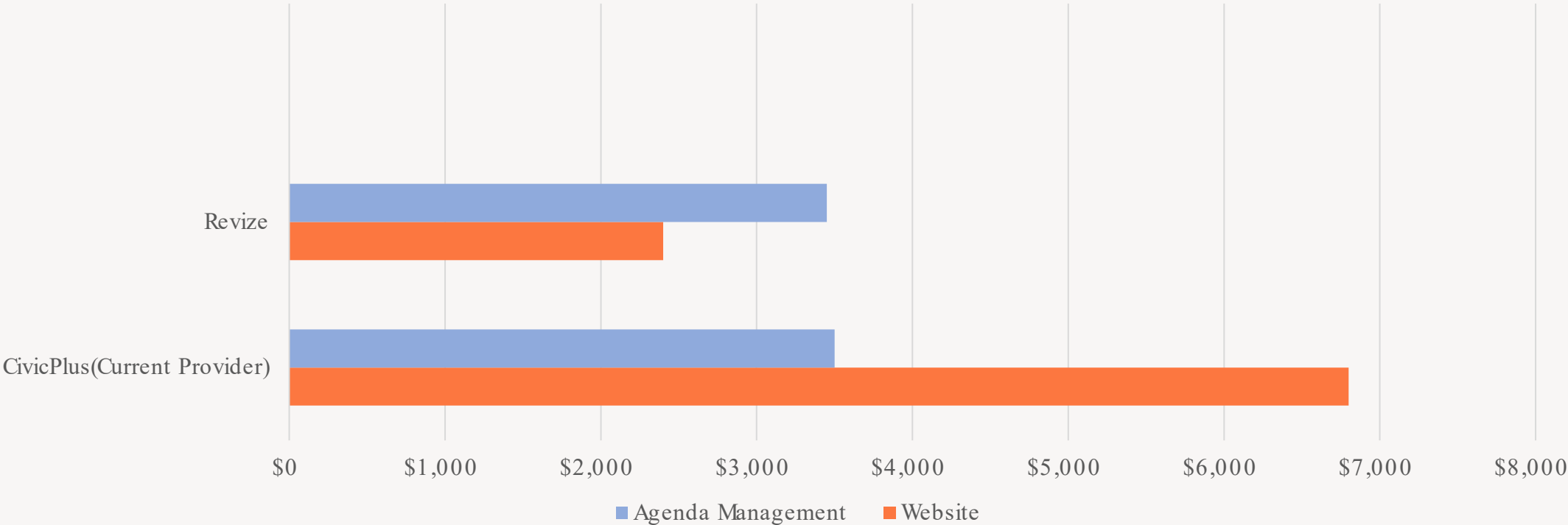
**TOTAL: \$15,800**

# Implementation Cost Comparison



- **CivicPlus: \$19,100**
- **Granicus: \$47,250 (intranet cost included)**
- **Revize: \$19,285 (proposed option)**

# Annual Cost Comparison



**CivicPlus:**

- Website: \$6,800
  - Agenda Management: \$3,500
- Total: \$10,300**

**Revize:**

- Website: \$2,400
  - Agenda Management & Intranet: \$3,450
- Total: \$5,850**

# Benefits of an Employee Intranet:

- **Centralized Information:** All important company info in one place.
- **Efficient Communication:** Easy collaboration and idea sharing.
- **Boosted Productivity:** Quick access to resources saves time.
- **Engaged Workforce:** Features like employee directories and social networking keep everyone connected.
- **Training Platform:** Enables continuous learning and skill development.
- **Streamlined Processes:** Automates workflows for smoother operations.
- **Cost Savings:** Reduces printing and communication costs.
- **Security:** Protects sensitive data and ensures compliance.

*An intranet improves efficiency, communication, and engagement while saving costs and maintaining security.*

# Benefits of a Revize Re-Design

- **Improved User Experience:** A streamlined design enhances navigation, making it easier for visitors to find what they need.
- **Efficient Information Retrieval:** Search capabilities enable users to quickly locate specific information, saving time and frustration.
- **Enhanced Accessibility:** Agenda management ensures that important documents and meeting information are readily available to all users, promoting inclusivity.
- **Increased Transparency:** Users can easily access government agendas, reports, and documents, fostering trust and accountability.
- **Boosted Engagement:** Clear navigation and event management encourage users to explore the website and participate in local events and meetings.
- **Modernization and Professionalism:** A redesigned website with updated features portrays the municipality as forward-thinking and committed to serving its community effectively.

# For Comparison:

## FORMS ON THE CURRENT WEBSITE

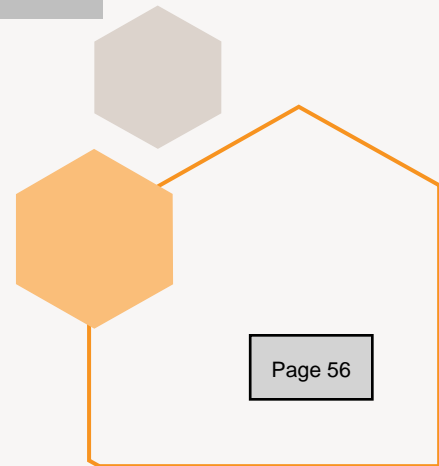
## DEPARTMENTAL INFORMATION CURRENT WEBSITE

## FORMS REVIZE WEBSITE

## DEPARTMENTAL INFORMATION REVIZE WEBSITE

### **Less information is crucial to ensure user-friendly experiences and increased participation:**

- Enhanced User Experience: Simplified layouts and fewer details prevent overwhelming visitors, improving usability.
  - Streamlined Navigation: Clearer pathways lead to quicker interactions, reducing user frustration.
- Increased Participation: Concise forms encourage more submissions by minimizing barriers and saving users' time.
  - Improved Data Accuracy: With fewer fields, there's less chance of errors in form submissions.



# For Comparison:

CALENDAR ON CURRENT WEBSITE

CALENDAR ON REVIZE WEBSITE

**Effective calendars on municipality websites are crucial as they:**

- Provide clear and accessible information.
- Encourage community engagement.
  - Facilitate information sharing.
- Promote transparency and accountability.
  - Save residents time and effort.

# For Comparison:

## SEARCH CAPABILITIES ON CURRENT SITE

## SEARCH CAPABILITIES ON REVIZE SITE

### **Effective search capabilities on municipality websites are crucial as they:**

- Efficiency: Enables quick access to specific information.
- Accessibility: Helps users of all abilities navigate the site.
- Transparency: Facilitates access to government documents and reports.
- Engagement: Encourages civic participation by promoting events and meeting information.

# Revize Payment Options



## Option 1

- Five payments of \$8,537 (includes 20% of project cost and one year of annual hosting and maintenance)

## Option 2

- Three payments of \$6,428.33 (includes 33% project cost and 33% of one-year annual hosting and maintenance)
- Four payments of \$5,850 (includes annual hosting and maintenance)

## Option 3

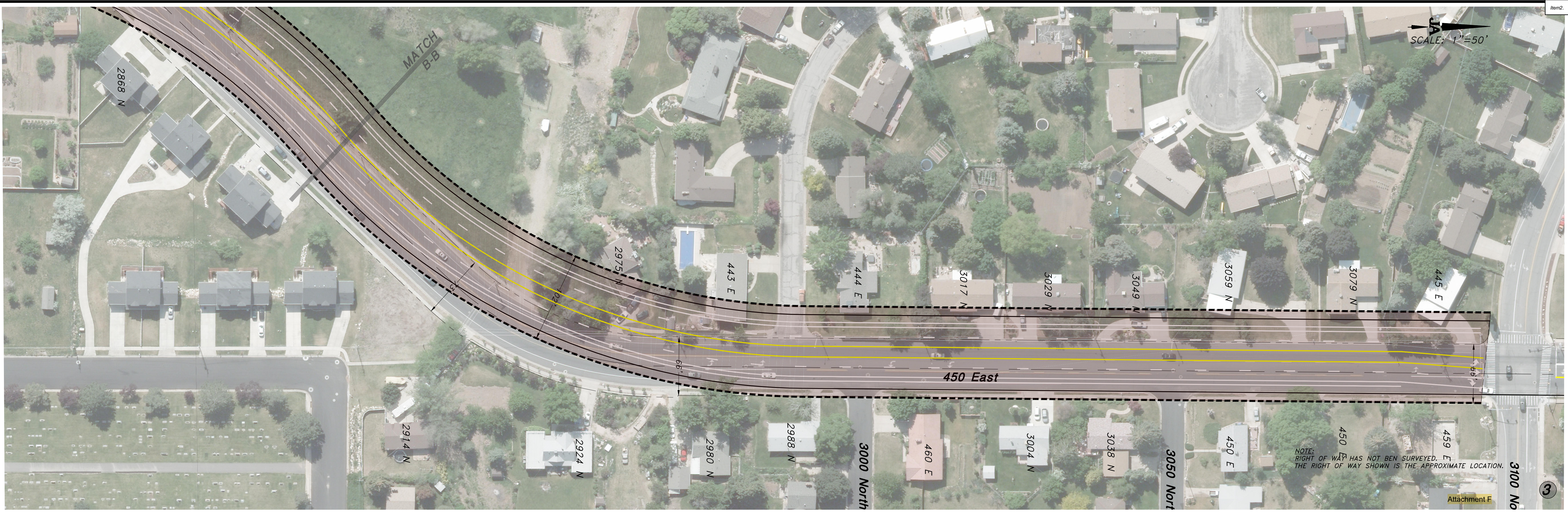
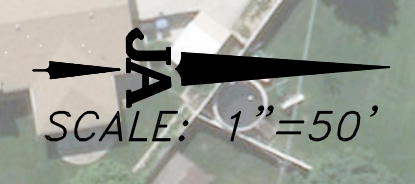
- One payment of \$19,285 (includes project cost and one-year annual hosting and maintenance)
- Four payments of \$5,850 (includes annual hosting and maintenance)

*\*All options include free redesign*

# Summary

Acquiring a new website is imperative for North Ogden City. It will vastly improve user experience, modernize our online presence, and enhance functionality. With a sleek design and intuitive navigation, residents can effortlessly access information and utilize municipal services. By incorporating cutting-edge features, we demonstrate our commitment to community service while fostering transparency and communication.





Attachment F



**NORTH OGDEN CITY**

— SETTLED 1851 —

# Tentative Budget Document

Fiscal Year 2024-2025

Account Number	ACCOUNT	FY 2021-2022 ACTUAL	FY 2022-2023 ACTUAL	FY 2023-2024 ORIGINAL BUDGET	FY 2023-2024 AMEND BUDGET	FY 2024-2025 PROPOSED BUDGET	2024-24 Diff btwn 23-24 24-25 Prop AMEND BUDGET
<b>GENERAL FUND</b>							
<b>TAXES</b>							
1031100	PROPERTY TAX	1,798,623.75	2,406,614.61	2,500,590	2,500,590	2,550,500	49,910
1031200	DELINQUENT PROPERTY TAX	30,590.74	38,661.48	25,000	25,000	32,000	7,000
1031300	SALES TAX	4,314,606.78	4,534,356.50	4,550,000	4,650,000	4,650,000	.00
1031400	UTILITY REVENUE TAX	1,125,785.02	1,256,375.53	1,105,649	1,105,649	1,125,000	19,351
1031700	MOTOR VEHICLE TAX	125,839.22	134,180.31	130,000	130,000	130,000	.00
	<b>Total TAXES:</b>	<b>7,395,445.51</b>	<b>8,370,188.43</b>	<b>8,311,239</b>	<b>8,411,239</b>	<b>8,487,500</b>	<b>76,261</b>
<b>LICENSES &amp; PERMITS</b>							
1032100	BUSINESS LICENSES	33,412.50	31,443.75	30,000	30,000	31,000	1,000
1032150	BUSINESS LICENSES - LANDLORDS	4,055.00	3,375.00	3,000	3,000	3,300	300
1032210	BUILDING PERMITS	470,567.00	355,798.26	400,000	300,000	300,000	.00
1032250	ANIMAL LIC & IMP FEES	9,200.00	13,297.00	11,000	11,000	11,000	.00
1032255	CHICKEN LICENSES	5.00	.00	.00	.00	.00	.00
	<b>Total LICENSES &amp; PERMITS:</b>	<b>517,239.50</b>	<b>403,914.01</b>	<b>444,000</b>	<b>344,000</b>	<b>345,300</b>	<b>1,300</b>
<b>INTERGOVERNMENTAL REVENUE</b>							
1033550	N VIEW SENIOR CTR CONTRIBUTION	.00	14,062.00	12,000	12,000	12,000	.00
1033555	WEBER HUMAN SERVICES	.00	.00	.00	.00	59,000	59,000
1033560	STATE ROAD ALLOTMENT	953,106.04	1,018,839.86	915,000	915,000	950,000	35,000
1033580	STATE LIQUOR ALLOTMENT	15,486.68	18,417.34	18,500	18,500	18,500	.00
1033581	HWY SAFETY GRANT	3,561.22	17,604.38	20,000	20,000	20,000	.00
1033585	VICTIM ADVOCATE GRANT	33,878.54	30,192.98	35,000	35,000	35,000	.00
1033590	WEBER COUNTY SCHOOL DISTRICT	46,875.00	46,875.00	46,875	59,500	59,500	.00
	<b>Total INTERGOVERNMENTAL REVENUE:</b>	<b>1,052,907.48</b>	<b>1,145,991.56</b>	<b>1,047,375</b>	<b>1,060,000</b>	<b>1,154,000</b>	<b>94,000</b>
<b>CHARGES FOR SERVICES</b>							
1034130	ZONING & SUBDIVISION FEES	39,825.00	23,185.00	32,000	32,000	32,000	.00
1034140	PLAN CHECK FEES	188,634.53	109,983.45	150,000	120,000	120,000	.00
1034145	ANNEXATION FEES	1,870.00	2,670.00	2,000	2,000	2,000	.00
1034190	CREDIT CARD SERVICE FEE	5,287.22	7,289.30	6,600	9,000	9,000	.00
1034310	STREET CUT FEE	.00	50.00	.00	.00	.00	.00
1034312	EXCAVATION PERMIT FEE	17,104.00	83,192.00	4,000	85,000	8,000	77,000-
1034313	DEVELOPER PAYMENTS	3,800.00	.00	.00	.00	.00	.00
1034314	DEVELOPER STREET SIGNS	2,100.00	.00	3,000	3,000	.00	3,000-
1034700	RECREATION	55,956.87	98,419.63	60,000	67,200	60,000	7,200-
1034750	PARK RENTAL FEES	9,814.00	7,706.00	5,000	5,000	5,000	.00
1034790	CHERRY DAYS	9,419.35	26,502.92	.00	.00	.00	.00
1034820	AMPHITHEATER REVENUE	258.00	3,559.00	.00	.00	.00	.00
	<b>Total CHARGES FOR SERVICES:</b>	<b>334,068.97</b>	<b>362,557.30</b>	<b>262,600</b>	<b>323,200</b>	<b>236,000</b>	<b>87,200-</b>
<b>FINES &amp; FORFEITURES</b>							
1035110	COURT	191,085.42	189,783.08	190,000	190,000	190,000	.00
1035150	YOUTH CITY COURT	2,500.00	3,000.00	1,800	1,800	1,800	.00
1035200	CODE ENFORCEMENT	1,700.00	3,125.00	1,800	1,800	1,800	.00
	<b>Total FINES &amp; FORFEITURES:</b>	<b>195,285.42</b>	<b>195,908.08</b>	<b>193,600</b>	<b>193,600</b>	<b>193,600</b>	<b>.00</b>
<b>MISCELLANEOUS</b>							
1036100	INTEREST EARNINGS	40,594.73	127,927.39	280,000	280,000	210,000	70,000-

Account Number	ACCOUNT	FY 2021-2022 ACTUAL	FY 2022-2023 ACTUAL	FY 2023-2024 ORIGINAL BUDGET	FY 2023-2024 AMEND BUDGET	FY 2024-2025 PROPOSED BUDGET	2024-24 Diff btwn 23-24 24-25 Prop AMEND BUDGET
1036101	INTEREST EARNINGS - PTIF BOND	.00	245,590.05	.00	.00	.00	.00
1036102	INTEREST EARNINGS - WF Invest	.00	162,574.85	.00	.00	.00	.00
1036200	RENTS	7,311.55	8,272.80	.00	.00	.00	.00
1036210	N VIEW SENIOR CTR RESERVATIONS	2,418.10	4,228.00	3,000	3,000	3,000	.00
1036225	LEASE AGREEMENT LOT 2	.00	1,062.00	.00	.00	.00	.00
1036300	REPORTS PRINTS & COPIES	43.84	72.39	100	100	100	.00
1036310	POLICE REPORTS	7,601.40	11,637.75	8,000	10,000	10,000	.00
1036500	MISCELLANEOUS REVENUE	14,295.30	41,263.79	1,000	10,000	6,000	4,000-
1036505	HERO'S BLVD	.00	.00	.00	.00	5,000	5,000
1036600	COMMUNITY GARDEN	25.00	.00	.00	.00	.00	.00
<b>Total MISCELLANEOUS:</b>		<b>72,289.92</b>	<b>602,629.02</b>	<b>292,100</b>	<b>303,100</b>	<b>234,100</b>	<b>69,000-</b>
<b>CONTRIBUTIONS &amp; TRANSFERS</b>							
1038110	GRANTS	45,387.54	39,213.49	52,756	60,156	54,800	5,356-
1038112	GRANT - MENTAL WELLNESS	.00	.00	.00	.00	30,000	30,000
1038121	TRANSFER FROM RDA	11,000.00	18,000.00	.00	.00	.00	.00
1038130	DONATIONS - GENERAL	6,147.00	5,420.00	10,000	.00	.00	.00
1038132	DONATIONS - EVENTS	14,849.00	6,780.87	5,000	5,000	5,000	.00
1038133	DONATIONS - POLICE	3,820.00	11,850.00	10,000	10,000	10,000	.00
1038134	DONATIONS - RAMP MATCH	.00	230.10	.00	.00	.00	.00
1038135	DONATIONS - RECREATION	.00	.00	5,000	5,000	5,000	.00
1038136	DONATIONS - PARKS	.00	.00	.00	56,034	5,000	51,034-
1038800	CLASS C FB TO BE APPROPRIATED	.00	.00	280,000	280,000	88,000	192,000-
1038900	BEG BAL TO BE APPROPRIATED	.00	.00	19,000	1,000,000	.00	1,000,000-
<b>Total CONTRIBUTIONS &amp; TRANSFERS:</b>		<b>81,203.54</b>	<b>81,494.46</b>	<b>381,756</b>	<b>1,416,190</b>	<b>197,800</b>	<b>1,218,390-</b>
<b>COUNCIL</b>							
1041115	LEGISLATIVE WAGES	53,839.09	51,927.13	50,820	50,820	50,900	80
1041130	EMPLOYEE BENEFITS	4,306.97	4,184.08	4,219	4,219	4,200	19-
1041210	SUBSCRIPTION & MEMBERSHIPS	12,549.35	13,347.07	15,000	15,000	15,000	.00
1041220	PUBLIC NOTICES	1,718.40	1,191.60	5,000	1,000	1,000	.00
1041230	TRAVEL & TRAINING	5,428.29	1,033.38	5,000	5,000	5,000	.00
1041240	OFFICE SUPPLIES	194.37	268.54	700	700	700	.00
1041255	COMPUTER SERVICES	.00	.00	520	520	1,200	680
1041280	TELEPHONE	1,127.84	576.00	2,100	2,100	1,600	500-
1041300	ELECTIONS	32,801.40	.00	54,918	42,000	.00	42,000-
1041330	YOUTH CITY COUNCIL	.00	.00	6,200	6,200	6,200	.00
1041690	MISCELLANEOUS	7,239.06	493.62	500	500	500	.00
1041740	PURCHASE EQUIPMENT	352.85	.00	.00	.00	.00	.00
1041990	ADMIN FEE OFFSET	28,397.00-	20,114.04-	30,044-	30,044-	12,400-	17,644
<b>Total COUNCIL:</b>		<b>91,160.62</b>	<b>52,907.38</b>	<b>114,933</b>	<b>98,015</b>	<b>73,900</b>	<b>24,115-</b>
<b>JUDICIAL</b>							
1042110	SALARIES	57,300.06	61,711.84	64,253	64,253	70,100	5,847
1042115	PART TIME EMPLOYEE WAGES	28,131.18	44,464.71	46,645	52,000	64,300	12,300
1042130	EMPLOYEE BENEFITS	37,753.80	45,460.87	52,680	52,680	63,800	11,120
1042210	SUBSCRIPTION & MEMBERSHIPS	.00	.00	145	145	200	55
1042230	TRAVEL & TRAINING	701.55	1,290.82	2,500	2,500	2,500	.00
1042240	OFFICE SUPPLIES	1,945.78	1,524.51	2,500	2,500	2,500	.00
1042245	POSTAGE	892.87	537.89	1,300	1,300	1,300	.00
1042255	COMPUTER SERVICES	.00	.00	.00	.00	700	700
1042280	TELEPHONE	360.00	2,360.00	360	360	400	40
1042310	ATTORNEY SERVICES	35,111.45	17,342.66	23,000	23,000	23,000	.00

Account Number	ACCOUNT	FY 2021-2022 ACTUAL	FY 2022-2023 ACTUAL	FY 2023-2024 ORIGINAL BUDGET	FY 2023-2024 AMEND BUDGET	FY 2024-2025 PROPOSED BUDGET	2024-24 Diff btwn 23-24 AMEND 24-25 Prop BUDGET
1042620	WITNESS & JURY FEES	74.00	111.00	2,200	2,200	2,200	.00
1042630	WARRANTS	1,080.00	4,530.00	4,000	4,000	6,000	2,000
1042640	BAILIFF	8,373.86	9,029.95	8,500	8,500	14,000	5,500
1042650	CREDIT CARD FEES	5,866.80	6,198.91	6,000	6,000	6,000	.00
1042690	MISCELLANEOUS	61.63	.00	.00	.00	.00	.00
1042700	SMALL EQUIPMENT	1,070.36	1,119.54	2,000	2,000	2,000	.00
<b>Total JUDICIAL:</b>		<b>178,723.34</b>	<b>195,682.70</b>	<b>216,083</b>	<b>221,438</b>	<b>259,000</b>	<b>37,562</b>
<b>RECORDER</b>							
1043110	SALARIES	.00	.00	71,077	71,077	71,000	77-
1043115	PART TIME EMPLOYEE WAGES	.00	80,512.69	30,794	30,794	33,100	2,306
1043130	EMPLOYEE BENEFITS	.00	27,794.98	53,440	53,440	46,600	6,840-
1043210	SUBSCRIPTION & MEMBERSHIPS	.00	600.00	575	575	700	125
1043220	PUBLIC NOTICES	.00	.00	500	500	500	.00
1043230	TRAVEL & TRAINING	.00	1,430.41	3,250	3,250	3,300	50
1043240	OFFICE SUPPLIES	.00	1,004.36	2,250	2,250	1,500	750-
1043245	POSTAGE	.00	14.48	400	400	400	.00
1043255	COMPUTER SERVICES	.00	1,589.56	10,273	10,273	4,900	5,373-
1043280	TELEPHONE	.00	360.00	360	360	400	40
1043310	PROFESSIONAL SERVICES	.00	15,047.00	2,000	2,000	500	1,500-
1043690	MISCELLANEOUS	.00	871.78	100	100	100	.00
1043700	SMALL EQUIPMENT	.00	.00	2,500	2,500	2,500	.00
1043990	ADMIN FEE OFFSET	.00	19,896.00-	26,606-	26,606-	23,600-	3,006
<b>Total RECORDER:</b>		<b>.00</b>	<b>109,329.26</b>	<b>150,913</b>	<b>150,913</b>	<b>141,900</b>	<b>9,013-</b>
<b>FINANCE</b>							
1045110	SALARIES	181,661.03	165,264.32	186,704	170,000	275,400	105,400
1045115	PART TIME EMPLOYEE WAGES	.00	.00	18,299	10,550	.00	10,550-
1045130	EMPLOYEE BENEFITS	80,054.75	57,416.24	96,549	90,000	140,200	50,200
1045210	SUBSCRIPTION & MEMBERSHIPS	574.60	440.36	549	549	600	51
1045230	TRAVEL & TRAINING	209.39	1,176.89	5,100	5,100	5,100	.00
1045240	OFFICE SUPPLIES	2,850.35	1,227.04	2,500	2,500	2,500	.00
1045245	POSTAGE	3,141.94	5,908.81	1,500	1,500	1,500	.00
1045255	COMPUTER SERVICES	.00	.00	500	500	500	.00
1045280	TELEPHONE	390.00	360.00	720	720	800	80
1045310	PROFESSIONAL SERVICES	25,454.33	25,500.00	31,000	31,000	31,000	.00
1045690	MISCELLANEOUS	4,695.36-	2,126.12-	240	240	300	60
1045695	BANKING/CREDIT CARD FEES	28,996.60	32,223.81	32,000	32,000	32,000	.00
1045700	SMALL EQUIPMENT	2,671.64	696.15	1,500	2,500	1,500	1,000-
1045990	ADMIN FEE OFFSET	117,121.00-	145,010.04-	154,939-	154,939-	229,700-	74,761-
<b>Total FINANCE:</b>		<b>204,188.27</b>	<b>143,077.46</b>	<b>222,222</b>	<b>192,220</b>	<b>261,700</b>	<b>69,480</b>
<b>ADMINISTRATION</b>							
1047110	SALARIES	352,491.95	281,876.29	322,648	322,648	337,700	15,052
1047115	PART TIME EMPLOYEE WAGES	88,491.28	14,851.26	18,299	18,299	18,800	501
1047130	EMPLOYEE BENEFITS	182,745.61	130,424.89	150,551	150,551	153,300	2,749
1047210	SUBSCRIPTION & MEMBERSHIPS	3,024.72	823.33	1,465	1,465	1,500	35
1047220	PUBLIC NOTICES	49.00	.00	100	100	100	.00
1047230	TRAVEL & TRAINING	7,500.30	6,694.22	11,400	11,400	11,000	400-
1047240	OFFICE SUPPLIES	3,626.27	1,525.36	2,150	2,150	2,200	50
1047245	POSTAGE	547.54	222.14	300	300	300	.00
1047250	MOTOR POOL LEASE	11,335.00	.00	.00	.00	.00	.00
1047251	FUEL & PARTS	2,759.47	.00	.00	.00	.00	.00

Account Number	ACCOUNT	FY 2021-2022 ACTUAL	FY 2022-2023 ACTUAL	FY 2023-2024 ORIGINAL BUDGET	FY 2023-2024 AMEND BUDGET	FY 2024-2025 PROPOSED BUDGET	2024-24 Diff btwn 23-24 24-25 Prop AMEND BUDGET
1047255	COMPUTER SERVICES	.00	.00	500	500	500	.00
1047260	EQUIPMENT MAINTENANCE	1,210.00	.00	.00	.00	.00	.00
1047280	TELEPHONE	3,000.43	535.20	1,120	1,120	1,200	80
1047310	PROFESSIONAL SERVICES	1,720.00	.00	.00	.00	.00	.00
1047690	MISCELLANEOUS	315.71	3,012.42	6,600	6,600	6,600	.00
1047695	PERSONNEL RELATED COSTS	539.85	.00	.00	.00	.00	.00
1047700	SMALL EQUIPMENT	2,388.93	1,316.14	2,900	2,900	2,100	800-
1047990	ADMIN FEE OFFSET	156,402.00-	166,447.00-	205,363-	205,363-	222,800-	17,437-
<b>Total ADMINISTRATION:</b>		<b>505,344.06</b>	<b>274,834.25</b>	<b>312,670</b>	<b>312,670</b>	<b>312,500</b>	<b>170-</b>
<b>HUMAN RESOURCES</b>							
1048110	SALARIES	.00	64,911.04	71,208	71,208	74,800	3,592
1048130	EMPLOYEE BENEFITS	.00	39,649.01	42,225	35,000	23,100	11,900-
1048210	SUBSCRIPTION & MEMBERSHIPS	.00	728.95	250	250	300	50
1048230	TRAVEL & TRAINING	.00	129.26	1,500	1,500	1,500	.00
1048240	OFFICE SUPPLIES	.00	148.80	500	500	500	.00
1048245	POSTAGE	.00	.00	100	100	100	.00
1048255	COMPUTER SERVICES	.00	.00	380	380	1,900	1,520
1048280	TELEPHONE	.00	300.00	360	360	400	40
1048640	PERSONNEL RELATED COSTS	.00	18,792.88	17,950	17,950	17,600	350-
1048700	SMALL EQUIPMENT	.00	.00	1,800	1,800	300	1,500-
1048990	ADMIN FEE OFFSET	.00	19,155.98-	20,441-	20,441-	18,300-	2,141
<b>Total HUMAN RESOURCES:</b>		<b>.00</b>	<b>105,503.96</b>	<b>115,832</b>	<b>108,607</b>	<b>102,200</b>	<b>6,407-</b>
<b>NON-DEPARTMENTAL</b>							
1049210	SUBSCRIPTIONS & MEMBERSHIPS	382.24	.00	.00	.00	.00	.00
1049230	TRAVEL & TRAINING	1,374.00	.00	.00	.00	.00	.00
1049250	UNEMPLOYMENT	95.83	2,222.70	1,500	8,610	1,500	7,110-
1049255	COMPUTER SERVICES	56,311.80	25,554.18	47,240	47,240	60,000	12,760
1049330	PROFESSIONAL SERVICES	85,314.58	97,448.55	99,950	99,950	107,600	7,650
1049510	INSURANCE & SURETY BONDS	280,577.00	327,295.00	405,000	405,000	440,000	35,000
1049600	COMMUNITY PROGRAMS/PUBLIC RE	8,075.25	9,000.00	8,000	8,000	8,000	.00
1049625	MAYOR'S PUBLIC RELATION FUND	230.20	196.98	400	400	400	.00
1049630	YOUTH COUNCIL	4,062.00	6,053.00	.00	.00	.00	.00
1049640	PERSONNEL RELATED COSTS	31,207.08	690.06	5,500	5,500	5,500	.00
1049690	MISCELLANEOUS	20,285.15	6,725.54	4,000	4,000	4,000	.00
1049691	EMERGENCY MGMT	.00	19,745.10	.00	26,000	10,000	16,000-
1049700	SMALL EQUIPMENT	1,310.74	9,877.11	.00	.00	.00	.00
1049710	SALES TAX ADMIN FEES & CONTRIB	.00	.00	.00	100,000	100,000	.00
1049990	ADMIN FEE OFFSET	121,715.00-	132,597.00-	147,579-	147,579-	188,100-	40,521-
<b>Total NON-DEPARTMENTAL:</b>		<b>367,510.87</b>	<b>372,211.22</b>	<b>424,011</b>	<b>557,121</b>	<b>548,900</b>	<b>8,221-</b>
<b>GENERAL GOVERNMENT BUILDINGS</b>							
1051240	BUILDING MAINT - PS BLDG	.00	.00	25,000	25,000	45,000	20,000
1051241	UTILITIES - PUBLIC SAFETY BLDG	.00	.00	25,000	25,000	25,000	.00
1051250	MOTOR POOL CLEANING SERVICES	.00	1,833.33	15,303	15,303	6,700	8,603-
1051260	BLDG MAINT/SUPLIES CITY HALL	30,865.05	24,526.37	25,000	25,000	32,000	7,000
1051261	UTILITIES - CITY HALL	37,475.52	50,529.33	16,000	16,000	50,000	34,000
1051270	BLDG MAINT/SUPL - PUBLIC WORKS	7,834.61	21,018.96	20,000	20,000	28,000	8,000
1051271	UTILITIES - PUBLIC WORKS	59,892.29	94,840.27	80,000	80,000	80,000	.00
1051280	BLDG MAINT/SUP - SENIOR CENTER	15,437.71	24,409.43	20,000	20,000	30,000	10,000
1051281	UTILITIES - SENIOR CENTER	24,884.93	22,399.23	25,000	25,000	25,000	.00
1051290	BLDG MAINT/SUPLIES - R&E BLD	.00	.00	3,000	3,000	7,000	4,000

Account Number	ACCOUNT	FY 2021-2022 ACTUAL	FY 2022-2023 ACTUAL	FY 2023-2024 ORIGINAL BUDGET	FY 2023-2024 AMEND BUDGET	FY 2024-2025 PROPOSED BUDGET	2024-24 Diff btwn 23-24 AMEND 24-25 Prop BUDGET
1051291	UTILITIES - R&E BLDG	.00	.00	8,000	8,000	8,000	.00
1051310	SENIOR CITIZEN PERSONNEL COSTS	30,615.57	31,907.79	32,000	32,000	.00	32,000-
1051990	ADMIN FEE OFFSET	76,000.00-	155,315.00-	110,530-	110,530-	131,000-	20,470-
Total GENERAL GOVERNMENT BUILDINGS:		131,005.68	116,149.71	183,773	183,773	205,700	21,927
<b>PUBLIC SAFETY - POLICE DEPT</b>							
1054110	SALARIES	1,667,006.01	1,988,482.37	2,103,153	2,150,907	2,134,000	16,907-
1054115	PART TIME EMPLOYEE WAGES	37,617.19	32,858.06	38,000	38,000	38,000	.00
1054120	BEER TAX WAGES	6,334.33	8,054.00	6,000	6,000	6,000	.00
1054121	HWY SAFETY GRANT WAGES	12,658.23	19,749.61	20,000	20,000	20,000	.00
1054130	EMPLOYEE BENEFITS	905,053.55	1,177,626.81	1,267,561	1,311,103	1,288,300	22,803-
1054140	UNIFORM ALLOWANCE	33,612.14	24,826.70	26,400	26,400	26,400	.00
1054210	SUBSCRIPTION & MEMBERSHIPS	7,951.47	8,458.51	9,135	9,135	10,400	1,265
1054220	PUBLIC NOTICES	343.00	98.00	500	500	500	.00
1054230	TRAVEL & TRAINING	11,333.90	17,269.76	18,020	18,020	18,600	580
1054240	OFFICE EXPENSE	5,865.70	6,706.44	6,500	6,500	6,500	.00
1054245	POSTAGE	760.70	533.45	800	800	800	.00
1054250	MOTOR POOL LEASE	307,995.00	560,000.00	627,948	627,948	744,500	116,552
1054255	COMPUTER SERVICES	4,438.03	5,576.16	14,390	14,390	14,500	110
1054260	EQUIPMENT MAINTENANCE	2,981.00	3,003.33	3,200	3,200	3,500	300
1054280	TELEPHONE	9,079.23	12,152.11	16,400	16,400	16,400	.00
1054292	DONATIONS - CONTINGENT	1,821.15	7,190.18	10,000	10,000	10,000	.00
1054300	INVESTIGATIONS	1,218.65	948.87	30,900	30,900	30,900	.00
1054350	FORENSIC SERVICES	30,871.00	35,242.00	45,872	45,872	45,900	28
1054390	YOUTH CITY COURT	1,136.87	1,042.14	1,800	1,800	1,800	.00
1054395	K-9 EQUIPMENT/TRAINING	911.05	967.02	1,000	1,000	1,000	.00
1054400	STRIKE FORCE	21,877.00	23,960.00	25,000	25,000	25,000	.00
1054450	DEPARTMENT SUPPLIES	7,418.66	7,820.52	8,550	8,550	10,500	1,950
1054640	HOMELAND SECURITY	4,737.44	1,067.56	5,000	5,000	5,000	.00
1054690	MISCELLANEOUS	7,846.88	9,603.79	5,200	5,200	5,300	100
1054700	SMALL EQUIPMENT	62,764.27	43,548.23	121,900	121,900	48,400	73,500-
1054701	BEER TAX EXPENSE	9,202.87	10,654.14	9,000	18,000	12,100	5,900-
1054702	VICTIM ADVOCATE	2,619.60	3,184.40	5,100	5,100	5,100	.00
1054703	HWY SAFETY GRANT EQUIPMENT	.00	5,591.00	6,000	6,000	6,000	.00
1054704	JAG Block Grant	3,498.00	3,565.00	3,500	4,000	5,000	1,000
1054705	BULLET PROOF VEST GRANT	6,774.00	5,294.00	5,600	5,600	5,600	.00
1054706	MENTAL WELLNESS GRANT	.00	.00	.00	.00	30,000	30,000
1054820	PS BOND INTEREST EXPENSE	86,578.74	.00	.00	.00	.00	.00
Total PUBLIC SAFETY - POLICE DEPT:		3,262,305.66	4,025,074.16	4,442,429	4,543,225	4,576,000	32,775
<b>PLANNING</b>							
1055110	SALARIES	178,233.08	150,082.94	185,190	153,000	177,200	24,200
1055115	PART TIME EMPLOYEE WAGES	.00	1,560.00	.00	.00	.00	.00
1055130	EMPLOYEE BENEFITS	93,712.34	80,432.23	97,733	83,000	94,700	11,700
1055210	SUBSCRIPTIONS & MEMBERSHIPS	1,093.00	1,192.53	1,739	1,739	1,500	239-
1055220	PUBLIC NOTICES	.00	.00	1,000	1,000	1,000	.00
1055230	TRAVEL & TRAINING	2,123.98	4,358.08	9,975	9,975	6,300	3,675-
1055240	OFFICE SUPPLIES	190.65	342.08	1,000	1,000	1,000	.00
1055245	POSTAGE	74.88	.57	500	500	500	.00
1055255	COMPUTER SERVICES	259.70	783.18	2,121	2,121	2,000	121-
1055280	TELEPHONE	1,265.11	600.00	1,605	1,605	1,300	305-
1055310	PROFESSIONAL SERVICES	4,250.00	18,765.00	.00	.00	.00	.00
1055340	PLAN COM & BD OF ADJ	958.98	307.94	1,000	1,000	1,000	.00
1055450	DEPARTMENT SUPPLIES	157.73	.00	.00	.00	.00	.00

Account Number	ACCOUNT	FY 2021-2022 ACTUAL	FY 2022-2023 ACTUAL	FY 2023-2024 ORIGINAL BUDGET	FY 2023-2024 AMEND BUDGET	FY 2024-2025 PROPOSED BUDGET	2024-24 Diff btwn 23-24 24-25 Prop AMEND BUDGET
1055645	PUBLIC RELATIONS	61.23	.00	500	500	500	.00
1055690	MISCELLANEOUS	.00	30.00	100	100	100	.00
1055700	SMALL EQUIPMENT	2,736.10	319.98	800	3,500	800	2,700-
<b>Total PLANNING:</b>		<b>285,116.78</b>	<b>258,774.53</b>	<b>303,263</b>	<b>259,040</b>	<b>287,900</b>	<b>28,860</b>
<b>BUILDING INSPECTION</b>							
1056110	SALARIES	168,459.32	225,696.56	206,825	260,210	203,700	56,510-
1056115	PART-TIME WAGES	15,457.91	17,593.25	15,000	21,000	21,000	.00
1056130	EMPLOYEE BENEFITS	94,603.60	126,189.05	104,951	110,882	84,600	26,282-
1056140	UNIFORM ALLOWANCE	465.70	890.48	1,100	1,100	1,100	.00
1056210	SUBSCRIPTIONS & MEMBERSHIPS	1,948.00	669.00	1,852	1,852	1,900	48
1056230	TRAVEL & TRAINING	1,101.90	7,087.10	11,800	11,800	11,200	600-
1056240	OFFICE SUPPLIES	1,319.37	234.67	1,000	1,000	1,000	.00
1056245	POSTAGE	1,302.50	938.93	100	100	100	.00
1056250	MOTOR POOL LEASE	.00	9,800.03	11,451	11,451	11,500	49
1056251	FUEL & PARTS	3,179.50	3,714.72	4,000	4,000	4,000	.00
1056255	COMPUTER SERVICES	13,680.00	12,931.00	15,844	15,844	15,900	56
1056280	TELEPHONE	6,969.43	2,553.25	6,140	6,140	2,800	3,340-
1056310	PROFESSIONAL SERVICES	16,179.29	18,180.00	15,000	10,000	15,000	5,000
1056450	DEPARTMENT SUPPLIES	1,626.92	745.76	1,450	1,450	1,500	50
1056690	MISCELLANEOUS	90.00	553.86	100	100	100	.00
1056700	SMALL EQUIPMENT	2,163.18	1,619.20	1,450	1,450	1,500	50
1056740	PURCHASE EQUIPMENT	1,284.72	.00	.00	.00	.00	.00
<b>Total BUILDING INSPECTION:</b>		<b>329,831.34</b>	<b>429,396.86</b>	<b>398,063</b>	<b>458,379</b>	<b>376,900</b>	<b>81,479-</b>
<b>PUBLIC SFTY -COMMUNITY SERVICE</b>							
1057110	SALARIES	64,848.40	83,892.00	94,814	94,814	106,500	11,686
1057130	EMPLOYEE BENEFITS	31,000.40	29,382.70	28,902	28,902	32,500	3,598
1057230	TRAVEL & TRAINING	65.00	1,812.74	2,200	2,200	2,200	.00
1057240	OFFICE SUPPLIES	843.12	512.57	800	800	800	.00
1057255	COMPUTER SERVICES	.00	.00	100	100	100	.00
1057260	EQUIPMENT MAINTENANCE	.00	.00	150	150	200	50
1057280	TELEPHONE	1,266.38	705.60	1,000	1,000	1,000	.00
1057370	ANIMAL SHELTER	48,405.00	44,876.00	45,600	45,600	56,100	10,500
1057450	DEPARTMENT SUPPLIES	632.99	924.87	900	900	1,100	200
1057700	SMALL EQUIPMENT	2,690.92	85.10	.00	.00	1,900	1,900
<b>Total PUBLIC SFTY -COMMUNITY SERVICE:</b>		<b>149,752.21</b>	<b>162,191.58</b>	<b>174,466</b>	<b>174,466</b>	<b>202,400</b>	<b>27,934</b>
<b>STREETS &amp; HIGHWAY</b>							
1060110	SALARIES	228,923.51	270,490.81	275,736	275,736	281,900	6,164
1060130	EMPLOYEE BENEFITS	116,742.34	168,127.82	128,060	155,000	145,000	10,000-
1060135	SNOW REMOVAL PERSONNEL	16,364.48	82,006.05	65,000	65,000	60,000	5,000-
1060140	UNIFORM ALLOWANCE	1,773.27	1,296.20	1,900	1,900	1,900	.00
1060220	PUBLIC NOTICES	.00	.00	250	250	300	50
1060230	TRAVEL & TRAINING	2,995.53	1,532.37	5,105	5,105	3,000	2,105-
1060240	OFFICE SUPPLIES	1,741.00	2,076.14	2,300	2,300	2,300	.00
1060250	MOTOR POOL LEASE	131,975.00	263,011.80	446,450	446,450	369,000	77,450-
1060251	FUEL & PARTS	36,491.02	71,887.14	30,500	38,000	30,500	7,500-
1060255	COMPUTER SERVICES	237.77	2,286.88	4,750	4,750	4,800	50
1060260	SAFETY EQUIP & MAINT	1,277.26	.00	2,200	2,200	2,500	300
1060275	SAFETY TRAINING	2,086.97	142.86	1,900	1,900	1,900	.00
1060280	TELEPHONE	2,750.72	4,057.55	6,400	6,400	7,200	800
1060285	UTILITIES/STREET LIGHTS	8,102.89	13,247.78	14,500	14,500	14,500	.00

Account Number	ACCOUNT	FY 2021-2022 ACTUAL	FY 2022-2023 ACTUAL	FY 2023-2024 ORIGINAL BUDGET	FY 2023-2024 AMEND BUDGET	FY 2024-2025 PROPOSED BUDGET	2024-24 Diff btwn 23-24 AMEND 24-25 Prop BUDGET
1060290	Street Light Maintenance	13,907.27	15,681.47	20,000	20,000	35,000	15,000
1060330	ENGINEERING SERVICES	3,888.77	1,879.00	7,000	7,000	7,000	.00
1060420	STREET MAINTENANCE	26,692.00	32,161.53	75,000	75,000	95,000	20,000
1060421	PARKING LOT MAINTENANCE	.00	.00	5,000	5,000	5,000	.00
1060440	SIDEWALK REPAIRS/RAMPS	66,187.00	30,564.11	70,000	70,000	70,000	.00
1060445	SAFE SIDEWALK	15,500.00	.00	20,000	20,000	30,000	10,000
1060450	DEPARTMENT SUPPLIES	3,217.79	1,896.08	3,000	3,000	3,500	500
1060451	HEROS BOULEVARD	658.00	1,286.00	.00	.00	5,000	5,000
1060500	SNOW REMOVAL	23,879.19	114,237.32	100,000	100,000	100,000	.00
1060510	STREET SIGNS & SIGNAL LIGHTS	8,748.22	10,819.05	18,000	18,000	25,500	7,500
1060515	Insurance Claim Contingency	595.48	.00	.00	.00	.00	.00
1060520	PAINT SUPPLIES	14,736.37	30,025.00	40,000	40,000	40,000	.00
1060690	SERVICES NOT CLASSIFIED	7,541.23	9,574.94	10,000	10,000	10,000	.00
1060700	SMALL EQUIPMENT	.00	6,077.78	6,000	6,000	5,500	500-
1060740	PURCHASE EQUIPMENT	.00	18,815.84	.00	.00	.00	.00
1060990	ADMIN FEE OFFSET	179,799.00-	210,274.00-	217,044-	217,044-	248,800-	31,756-
<b>Total STREETS &amp; HIGHWAY:</b>		<b>557,214.08</b>	<b>942,907.52</b>	<b>1,142,007</b>	<b>1,176,447</b>	<b>1,107,500</b>	<b>68,947-</b>
<b>PUBLIC SERVICES - INSPECTIONS</b>							
1061110	SALARIES	245,165.24	250,604.27	282,930	282,930	297,100	14,170
1061130	EMPLOYEE BENEFITS	121,454.19	125,151.86	149,641	135,000	150,500	15,500
1061140	UNIFORM ALLOWANCE	2,868.44	3,639.40	3,150	3,150	3,000	150-
1061210	SUBSCRIPTIONS AND MEMBERSHIPS	9,991.01	5,555.73	7,900	7,900	7,700	200-
1061230	TRAVEL & TRAINING	2,771.41	4,656.52	12,100	12,100	14,100	2,000
1061240	OFFICE SUPPLIES	4,225.99	991.15	800	800	800	.00
1061250	MOTOR POOL	10,353.00	20,166.64	27,172	27,172	36,700	9,528
1061251	FUEL & PARTS	6,425.39	11,167.36	14,500	14,500	14,500	.00
1061255	COMPUTER SERVICES	.00	7,922.56	.00	.00	2,400	2,400
1061280	TELEPHONE	2,180.72	4,394.33	4,600	4,600	4,600	.00
1061330	ENGINEERING SERVICES	.00	1,965.00	.00	.00	.00	.00
1061450	DEPARTMENT SUPPLIES	1,020.16	1,002.08	4,000	4,000	4,000	.00
1061690	SERVICES NOT CLASSIFIED	1,864.33	2,996.19	300	300	500	200
1061700	SMALL EQUIPMENT	.00	2,216.00	4,000	4,000	500	3,500-
1061990	ADMIN FEE OFFSET	307,376.00-	344,221.00-	389,982-	389,982-	372,500-	17,482
<b>Total PUBLIC SERVICES - INSPECTIONS:</b>		<b>100,943.88</b>	<b>98,208.09</b>	<b>121,111</b>	<b>106,470</b>	<b>163,900</b>	<b>57,430</b>
<b>COMMUNITY EVENTS (P&amp;R ADMIN)</b>							
1062110	SALARIES	127,529.86	83,201.68	39,174	39,174	119,600	80,426
1062115	PART TIME EMPLOYEE WAGES	.00	2,241.46	2,500	.00	.00	.00
1062130	EMPLOYEE BENEFITS	71,699.54	52,796.63	21,853	21,853	68,800	46,947
1062210	SUBSCRIPTION & MEMBERSHIPS	3,750.69	3,123.78	4,313	4,313	4,400	87
1062220	PUBLIC NOTICES	1,473.47	.00	.00	.00	.00	.00
1062230	TRAVEL & TRAINING	518.68	455.00	500	.00	.00	.00
1062240	OFFICE SUPPLIES	1,288.16	266.24	1,200	500	500	.00
1062255	COMPUTER SERVICES	1,500.00	1,500.00	3,043	1,500	3,100	1,600
1062260	EQUIPMENT MAINTENANCE	454.62	270.89	4,000	500	1,500	1,000
1062285	DNU - TELEPHONE & UTILITIES	15,949.80	12,469.16	.00	.00	.00	.00
1062292	DONATIONS - CONTINGENT	.00	.00	5,000	.00	5,000	5,000
1062330	PROFESSIONAL SERVICES	.00	7,500.00	25,000	25,000	25,000	.00
1062410	UNIFORM MAINTENANCE	358.01	384.51	.00	.00	.00	.00
1062420	COMMUNITY BAND	5,843.67	971.09	.00	2,000	2,000	.00
1062450	DEPARTMENT SUPPLIES	588.84	1,146.04	2,500	2,500	2,500	.00
1062500	MISCELLANEOUS PROGRAMS	4,631.69	11,766.73	7,250	7,250	7,300	50
1062510	MUNICIPALITIES RAMP PROGRAMS	27,973.20	23,626.91	21,528	21,528	21,588	60

Account Number	ACCOUNT	FY 2021-2022 ACTUAL	FY 2022-2023 ACTUAL	FY 2023-2024 ORIGINAL BUDGET	FY 2023-2024 AMEND BUDGET	FY 2024-2025 PROPOSED BUDGET	2024-24 Diff btwn 23-24 AMEND 24-25 Prop BUDGET
1062605	CHERRY DAYS	33,498.60	55,005.46	.00	.00	.00	.00
1062690	MISCELLANEOUS	678.66	611.09	600	600	600	.00
1062695	CREDIT CARD FEES	359.16	659.89	1,200	1,200	700	500-
1062700	SMALL EQUIPMENT	.00	.00	1,500	1,500	.00	1,500-
Total COMMUNITY EVENTS (P&R ADMIN):		298,096.65	257,996.56	141,161	129,418	262,588	133,170
<b>PARKS</b>							
1064110	SALARIES	334,939.92	313,308.50	336,393	336,393	351,100	14,707
1064115	PART TIME EMPLOYEE WAGES	75,438.76	57,320.77	60,000	60,000	60,000	.00
1064130	EMPLOYEE BENEFITS	171,878.92	148,974.95	148,607	148,607	155,900	7,293
1064140	UNIFORM ALLOWANCE	7.04-	195.67	6,050	6,050	7,500	1,450
1064210	SUBSCRIPTIONS & MEMBERSHIPS	.00	258.00	3,190	3,190	3,200	10
1064220	PUBLIC NOTICES	99.04	49.00	500	500	500	.00
1064230	TRAVEL & TRAINING	5,694.84	4,434.63	8,250	8,250	8,300	50
1064240	OFFICE SUPPLIES	58.41	259.34	400	400	400	.00
1064250	MOTOR POOL LEASE	73,260.00	99,252.00	123,986	123,986	190,400	66,414
1064251	FUEL & PARTS	26,452.94	36,424.52	25,000	25,000	25,000	.00
1064255	COMPUTER SERVICES	1,500.00	1,500.00	5,500	5,500	5,500	.00
1064260	EQUIPMENT MAINTENANCE	3,133.14	2,155.90	1,500	1,500	1,500	.00
1064265	BUILDING MAINTENANCE	26,504.96	19,256.36	11,000	11,000	11,000	.00
1064280	TELEPHONE & UTILITIES	.45-	.00	25,000	25,000	36,600	11,600
1064290	PINEVIEW WATER ASSESSMENT	23,299.51	23,959.88	24,000	24,000	24,000	.00
1064292	DONATIONS - CONTINGENT	.00	.00	5,000	5,000	5,000	.00
1064310	PROFESSIONAL SERVICES	1,000.00	.00	.00	.00	.00	.00
1064410	UNIFORM MAINTENANCE	4,961.63	4,588.32	.00	.00	.00	.00
1064420	FIELD MAINTENANCE	2,362.07	3,369.23	5,500	5,500	8,000	2,500
1064425	TRAIL MAINTENANCE	.00	603.61	2,000	2,000	2,000	.00
1064430	CHEMICALS	22,930.16	26,888.60	32,700	32,700	32,700	.00
1064440	IRRIGATION SUPPLIES	15,949.05	14,575.99	6,000	6,000	10,000	4,000
1064450	DEPARTMENT SUPPLIES	11,856.93	3,819.80	8,000	8,000	8,000	.00
1064465	FORESTRY-TREE REMOVAL	68.25-	2,273.78	4,500	4,500	4,500	.00
1064475	GRAFFITTI REMOVAL	237.96	54.49	1,000	1,000	3,000	2,000
1064480	PLAYGROUND MAINTENANCE	3,642.73	3,268.20	5,000	5,000	5,000	.00
1064485	RESTROOM RENOVATION	3,573.25	1,196.58	1,500	1,500	1,500	.00
1064530	VOLUNTEER PROJECTS	383.66	.00	.00	.00	.00	.00
1064605	RESTROOM RENTAL	.00	.00	4,500	4,500	4,500	.00
1064610	RENTAL OF EQUIPMENT	8,001.23	6,263.89	4,000	4,000	4,000	.00
1064615	HOLIDAY DECORATIONS	4,679.48	294.86	4,500	4,500	4,500	.00
1064690	MISCELLANEOUS	1,513.05	1,183.51	5,200	5,200	1,500	3,700-
1064695	CREDIT CARD FEES	39.00	278.51	300	300	300	.00
1064700	SMALL EQUIPMENT	6,212.54	6,536.16	3,300	3,300	3,300	.00
1064990	ADMIN FEE OFFSET	6,000.00-	6,000.00-	.00	.00	.00	.00
Total PARKS:		823,527.44	776,545.05	872,376	872,376	978,700	106,324

**RECREATION**

1068110	SALARIES	78,838.68	67,991.05	64,324	64,324	65,500	1,176
1068115	PART TIME EMPLOYEE WAGES	10,464.11	14,932.99	15,000	15,000	15,000	.00
1068130	EMPLOYEE BENEFITS	30,822.05	24,948.98	22,249	22,249	22,400	151
1068140	UNIFORMS	.00	.00	250	250	250	.00
1068220	PRINTING & PUBLICATIONS	104.50	.00	300	300	300	.00
1068230	TRAVEL & TRAINING	.00	.00	350	350	400	50
1068255	COMPUTER SERVICES	1,500.00	1,500.00	1,500	1,500	1,500	.00
1068292	DONATIONS - CONTINGENT	.00	.00	5,000	5,000	5,000	.00
1068410	UNIFORMS	215.79	267.72	.00	.00	.00	.00

Account Number	ACCOUNT	FY 2021-2022 ACTUAL	FY 2022-2023 ACTUAL	FY 2023-2024 ORIGINAL BUDGET	FY 2023-2024 AMEND BUDGET	FY 2024-2025 PROPOSED BUDGET	2024-24 Diff btwn 23-24 AMEND 24-25 Prop BUDGET
1068450	DEPARTMENT SUPPLIES	274.77	535.30	1,000	1,000	1,000	.00
1068500	COMMUNITY PROGRAMS	4,580.92	393.08	1,500	1,500	1,500	.00
1068501	SUMMER CAMPS	11,868.86	1,072.75	600	600	600	.00
1068503	OUTDOOR RECREATION	.00	.00	100	100	100	.00
1068630	BASEBALL	6,078.82	24,015.70	16,000	16,000	16,000	.00
1068632	OTHER EQUIPMENT REPLACEMENT	.00	.00	500	500	500	.00
1068650	FOOTBALL	31,482.48	30,507.27	26,500	26,500	26,500	.00
1068660	BASKETBALL	15,755.56	16,439.18	15,500	15,500	15,500	.00
1068690	MISCELLANEOUS	1,590.00	1,290.00	2,500	2,500	2,500	.00
1068695	CREDIT CARD FEES	1,832.93	2,360.51	3,500	3,500	3,500	.00
<b>Total RECREATION:</b>		<b>195,409.47</b>	<b>186,254.53</b>	<b>176,673</b>	<b>176,673</b>	<b>178,050</b>	<b>1,377</b>
<b>CONTRIBUTIONS AND TRANSFERS</b>							
1080230	TRANS TO CAPITAL IMPROV FUND	1,015,446.00	400,000.00	357,850	1,251,244	300,000	951,244-
1080235	TRANS TO CAP IMPROVE - CLASS C	565,177.52	740,000.00	450,000	450,000	450,000	.00
1080705	TRANSFER TO DEBT SERVICE FUND	.00	603,834.00	568,834	603,834	574,000	29,834-
1080715	TRANSFER - CHERRY DAYS FUND	.00	6,000.00	44,000	25,000	25,000	.00
<b>Total CONTRIBUTIONS AND TRANSFERS:</b>		<b>1,580,623.52</b>	<b>1,749,834.00</b>	<b>1,420,684</b>	<b>2,330,078</b>	<b>1,349,000</b>	<b>981,078-</b>
<b>GENERAL FUND Revenue Total:</b>		<b>9,648,440.34</b>	<b>11,162,682.86</b>	<b>10,932,670</b>	<b>12,051,329</b>	<b>10,848,300</b>	<b>1,203,029-</b>
<b>GENERAL FUND Expenditure Total:</b>		<b>9,060,753.87</b>	<b>10,256,878.82</b>	<b>10,932,670</b>	<b>12,051,329</b>	<b>11,388,738</b>	<b>662,591-</b>
<b>Net Total GENERAL FUND:</b>		<b>587,686.47</b>	<b>905,804.04</b>	<b>.00</b>	<b>.00</b>	<b>540,438-</b>	<b>540,438-</b>

Account Number	ACCOUNT	FY 2021-2022 ACTUAL	FY 2022-2023 ACTUAL	FY 2023-2024 ORIGINAL BUDGET	FY 2023-2024 AMEND BUDGET	FY 2024-2025 PROPOSED BUDGET	2024-24 Diff btwn 23-24 AMEND 24-25 Prop BUDGET
<b>DEBT SERVICE FUND</b>							
<b>CONTRIBUTIONS &amp; TRANSFERS</b>							
1138705	TRANSFER FROM GENERAL FUND	.00	603,834.00	568,834	603,834	574,000	29,834-
1138713	TRANSFER FROM PS IMPACT FEE	.00	.00	35,000	.00	30,000	30,000
Total CONTRIBUTIONS & TRANSFERS:		.00	603,834.00	603,834	603,834	604,000	166
<b>EXPENDITURES</b>							
1140600	'21 & '22 SALES TAX BOND PRINC	.00	416,000.00	408,400	408,400	409,700	1,300
1140620	'21 & '22 SALES TAX BOND INTER	.00	187,833.11	195,434	195,434	194,300	1,134-
Total EXPENDITURES:		.00	603,833.11	603,834	603,834	604,000	166
DEBT SERVICE FUND Revenue Total:		.00	603,834.00	603,834	603,834	604,000	166
DEBT SERVICE FUND Expenditure Total:		.00	603,833.11	603,834	603,834	604,000	166
Net Total DEBT SERVICE FUND:		.00	.89	.00	.00	.00	.00

Account Number	ACCOUNT	FY 2021-2022 ACTUAL	FY 2022-2023 ACTUAL	FY 2023-2024 ORIGINAL BUDGET	FY 2023-2024 AMEND BUDGET	FY 2024-2025 PROPOSED BUDGET	2024-24 Diff btwn 23-24 AMEND 24-25 Prop BUDGET
<b>CHERRY DAYS</b>							
<b>REVENUES</b>							
1534500	CHERRY DAYS REVENUE	.00	.00	.00	58,515	60,000	1,485
1534790	CHERRY DAYS DONATIONS	.00	50,926.20	25,000	.00	25,000	25,000
Total REVENUES:		.00	50,926.20	25,000	58,515	85,000	26,485
<b>MISCELLANEOUS</b>							
1536100	INTEREST EARNINGS	.00	98.29	.00	1,000	200	800-
Total MISCELLANEOUS:		.00	98.29	.00	1,000	200	800-
<b>CONTRIBUTIONS &amp; TRANSFERS</b>							
1538715	TRANSFER FROM GENERAL FUND	.00	6,000.00	44,000	25,000	25,000	.00
1538900	BEG BAL TO BE APPROPRIATED	.00	.00	6,000	40,485	20,081	20,404-
Total CONTRIBUTIONS & TRANSFERS:		.00	6,000.00	50,000	65,485	45,081	20,404-
<b>EXPENDITURES</b>							
1562605	CHERRY DAYS	.00	.20	75,000	125,000	130,281	5,281
Total EXPENDITURES:		.00	.20	75,000	125,000	130,281	5,281
CHERRY DAYS Revenue Total:		.00	57,024.49	75,000	125,000	130,281	5,281
CHERRY DAYS Expenditure Total:		.00	.20	75,000	125,000	130,281	5,281
Net Total CHERRY DAYS:		.00	57,024.29	.00	.00	.00	.00

Account Number	ACCOUNT	FY 2021-2022 ACTUAL	FY 2022-2023 ACTUAL	FY 2023-2024 ORIGINAL BUDGET	FY 2023-2024 AMEND BUDGET	FY 2024-2025 PROPOSED BUDGET	2024-24 Diff btwn 23-24 AMEND 24-25 Prop BUDGET
<b>AQUATIC CENTER FUND</b>							
<b>OPERATIONAL REVENUE</b>							
2236100	INTEREST EARNED	.00	.00	.00	.00	10,000	10,000
2236500	ADMISSION FEES	338,469.54	327,470.14	275,000	275,000	435,000	160,000
2236600	GROUP RESERVATIONS	53,075.95	43,939.09	40,000	40,000	45,000	5,000
2236700	SWIM LESSONS	63,189.00	95,688.44	90,000	90,000	95,000	5,000
2236800	CONCESSIONS	12,574.03	13,880.57	10,000	10,000	12,000	2,000
2236850	BOWERY RENTALS	5,399.00	8,209.79	6,000	6,000	6,000	.00
2236900	MERCHANDISE	2,723.50	1,496.92	5,000	5,000	5,000	.00
2236925	DONATIONS - AQUATIC CENTER	.00	101.50	.00	.00	.00	.00
2236950	MISCELLANEOUS REVENUE	21,415.97	12,499.29	4,000	4,000	5,000	1,000
Total OPERATIONAL REVENUE:		496,846.99	503,285.74	430,000	430,000	613,000	183,000
<b>TRANSFERS-IN</b>							
2238200	TRANSFER IN - RDA FUND	33,000.00	84,829.51	175,000	175,000	.00	175,000-
Total TRANSFERS-IN:		33,000.00	84,829.51	175,000	175,000	.00	175,000-
<b>GENERAL EXPENDITURES</b>							
2269110	SALARIES	79,404.93	82,773.40	80,240	80,240	82,500	2,260
2269115	PART TIME EMPLOYEE WAGES	224,027.78	232,046.51	210,935	210,935	242,250	31,315
2269130	EMPLOYEE BENEFITS	62,913.03	63,428.67	62,575	62,575	69,600	7,025
2269140	UNIFORM ALLOWANCE	7,219.15	6,685.92	4,700	4,700	4,700	.00
2269210	SUBSCRIPTION & MEMBERSHIPS	115.79	488.21	800	800	800	.00
2269225	ADVERTISING	.00	250.00	1,200	1,200	500	700-
2269230	TRAVEL & TRAINING	2,697.49	2,400.20	1,800	1,800	1,800	.00
2269240	OFFICE SUPPLIES	3,461.47	5,092.34	2,800	2,800	2,800	.00
2269255	COMPUTER SERVICES	1,696.36	1,500.00	2,000	2,000	2,000	.00
2269260	EQUIPMENT MAINTENANCE	6,884.56	6,718.15	7,000	7,000	7,000	.00
2269265	BUILDING MAINTENANCE	7,330.65	6,043.93	4,500	4,500	4,500	.00
2269285	TELEPHONE & UTILITIES	56,095.64	76,362.12	65,500	65,500	75,000	9,500
2269310	PROFESSIONAL & TECHNICAL	3,170.80	4,447.67	3,100	3,100	3,100	.00
2269430	CHEMICALS	36,915.23	52,337.99	40,000	40,000	55,000	15,000
2269450	DEPARTMENT SUPPLIES	5,350.89	7,008.70	11,500	11,500	11,500	.00
2269455	RETAIL SALES	4,405.77	4,317.78	5,000	5,000	5,000	.00
2269550	POOL MAINTENANCE	10,417.37	18,725.80	25,500	25,500	25,500	.00
2269690	MISCELLANEOUS	7,207.68	4,980.52	4,400	4,400	4,500	100
2269695	CREDIT CARD FEES	10,284.71	11,648.36	8,500	8,500	12,000	3,500
2269700	SMALL EQUIPMENT	242.10	858.98	2,950	2,950	2,950	.00
2269740	CAPITAL EQUIPMENT PURCHASES	.00	.00	60,000	60,000	.00	60,000-
Total GENERAL EXPENDITURES:		529,841.40	588,115.25	605,000	605,000	613,000	8,000
AQUATIC CENTER FUND Revenue Total:		529,846.99	588,115.25	605,000	605,000	613,000	8,000
AQUATIC CENTER FUND Expenditure Total:		529,841.40	588,115.25	605,000	605,000	613,000	8,000
Net Total AQUATIC CENTER FUND:		5.59	.00	.00	.00	.00	.00

Account Number	ACCOUNT	FY 2021-2022 ACTUAL	FY 2022-2023 ACTUAL	FY 2023-2024 ORIGINAL BUDGET	FY 2023-2024 AMEND BUDGET	FY 2024-2025 PROPOSED BUDGET	2024-24 Diff btwn 23-24 AMEND 24-25 Prop BUDGET
<b>TRANSPORTATION UTILITY FUND</b>							
<b>MISCELLANEOUS</b>							
2336100	Interest Earned	2,889.05	23,491.49	.00	.00	.00	.00
Total MISCELLANEOUS:		2,889.05	23,491.49	.00	.00	.00	.00
<b>UTILITY REVENUE &amp; FUND BALANCE</b>							
2337120	APPROPRIATE FUND BALANCE	.00	.00	.00	110,000	110,000	.00
Total UTILITY REVENUE & FUND BALANCE:		.00	.00	.00	110,000	110,000	.00
<b>UTILITY FEE EXPENDITURES</b>							
2340310	PROFESSIONAL SERVICES	.00	.00	.00	110,000	110,000	.00
2340560	Bad Debt	.00	.52-	.00	.00	.00	.00
2340562	FEE REFUNDS	15,018.80	1,577.37-	.00	.00	.00	.00
Total UTILITY FEE EXPENDITURES:		15,018.80	1,577.89-	.00	110,000	110,000	.00
TRANSPORTATION UTILITY FUND Revenue Total:		2,889.05	23,491.49	.00	110,000	110,000	.00
TRANSPORTATION UTILITY FUND Expenditure Total:		15,018.80	1,577.89-	.00	110,000	110,000	.00
Net Total TRANSPORTATION UTILITY FUND:		12,129.75-	25,069.38	.00	.00	.00	.00

Account Number	ACCOUNT	FY 2021-2022 ACTUAL	FY 2022-2023 ACTUAL	FY 2023-2024 ORIGINAL BUDGET	FY 2023-2024 AMEND BUDGET	FY 2024-2025 PROPOSED BUDGET	2024-24 Diff btwn 23-24 AMEND 24-25 Prop BUDGET
<b>TRANSPORTATION IMPACT FEE FUND</b>							
<b>IMPACT FEE REVENUE</b>							
2437100	Interest	4,164.40	43,759.16	3,500	3,500	35,000	31,500
2437110	TRANSPORTATION IMPACT FEE	349,825.25	377,863.23	225,000	225,000	150,000	75,000-
Total IMPACT FEE REVENUE:		353,989.65	421,622.39	228,500	228,500	185,000	43,500-
<b>IMPACT FEE EXPENDITURES</b>							
2440810	PROJECT RESERVES	.00	.00	228,500	228,500	185,000	43,500-
Total IMPACT FEE EXPENDITURES:		.00	.00	228,500	228,500	185,000	43,500-
TRANSPORTATION IMPACT FEE FUND Revenue Total:		353,989.65	421,622.39	228,500	228,500	185,000	43,500-
TRANSPORTATION IMPACT FEE FUND Expenditure Total:		.00	.00	228,500	228,500	185,000	43,500-
Net Total TRANSPORTATION IMPACT FEE FUND:		353,989.65	421,622.39	.00	.00	.00	.00

Account Number	ACCOUNT	FY 2021-2022 ACTUAL	FY 2022-2023 ACTUAL	FY 2023-2024 ORIGINAL BUDGET	FY 2023-2024 AMEND BUDGET	FY 2024-2025 PROPOSED BUDGET	2024-24 Diff btwn 23-24 AMEND 24-25 Prop BUDGET
<b>TRANSPORTATION SALES TAX FUND</b>							
<b>MISCELLANEOUS</b>							
2536100	INTEREST EARNED	6,531.90	35,640.29	8,000	8,000	35,000	27,000
Total MISCELLANEOUS:		6,531.90	35,640.29	8,000	8,000	35,000	27,000
<b>SALES TAX REVENUE</b>							
2537110	TRANSPORT. SALES TAX REVENUE	372,881.71	394,682.89	350,000	350,000	375,000	25,000
Total SALES TAX REVENUE:		372,881.71	394,682.89	350,000	350,000	375,000	25,000
<b>SALES TAX EXPENDITURES</b>							
2540800	TRANSFER TO OTHER FUNDS	721,000.00	.00	.00	.00	.00	.00
2540810	PROJECT RESERVES	.00	.00	358,000	358,000	410,000	52,000
Total SALES TAX EXPENDITURES:		721,000.00	.00	358,000	358,000	410,000	52,000
TRANSPORTATION SALES TAX FUND Revenue Total:		379,413.61	430,323.18	358,000	358,000	410,000	52,000
TRANSPORTATION SALES TAX FUND Expenditure Total:		721,000.00	.00	358,000	358,000	410,000	52,000
Net Total TRANSPORTATION SALES TAX FUND:		341,586.39	430,323.18	.00	.00	.00	.00

Account Number	ACCOUNT	FY 2021-2022 ACTUAL	FY 2022-2023 ACTUAL	FY 2023-2024 ORIGINAL BUDGET	FY 2023-2024 AMEND BUDGET	FY 2024-2025 PROPOSED BUDGET	2024-24 Diff btwn 23-24 AMEND 24-25 Prop BUDGET
<b>PUBLIC SAFETY IMPACT FEE FUND</b>							
<b>MISCELLANEOUS</b>							
2736100	INTEREST EARNINGS	.00	.00	1,000	.00	1,000	1,000
Total MISCELLANEOUS:		.00	.00	1,000	.00	1,000	1,000
<b>IMPACT FEE REVENUE</b>							
2737110	PUBLIC SAFETY IMPACT FEE REV	.00	.00	35,000	.00	30,000	30,000
Total IMPACT FEE REVENUE:		.00	.00	35,000	.00	30,000	30,000
<b>EXPENDITURES</b>							
2740800	TRANSFER TO OTHER FUNDS	.00	.00	35,000	.00	30,000	30,000
2740810	PROJECT RESERVE	.00	.00	1,000	.00	1,000	1,000
Total EXPENDITURES:		.00	.00	36,000	.00	31,000	31,000
PUBLIC SAFETY IMPACT FEE FUND Revenue Total:		.00	.00	36,000	.00	31,000	31,000
PUBLIC SAFETY IMPACT FEE FUND Expenditure Total:		.00	.00	36,000	.00	31,000	31,000
Net Total PUBLIC SAFETY IMPACT FEE FUND:		.00	.00	.00	.00	.00	.00

Account Number	ACCOUNT	FY 2021-2022 ACTUAL	FY 2022-2023 ACTUAL	FY 2023-2024 ORIGINAL BUDGET	FY 2023-2024 AMEND BUDGET	FY 2024-2025 PROPOSED BUDGET	2024-24 Diff btwn 23-24 AMEND 24-25 Prop BUDGET
<b>WATER IMPACT FEE</b>							
<b>MISCELLANEOUS</b>							
3136100	INTEREST EARNED	.00	4,874.17	6,000	6,000	3,000	3,000-
Total MISCELLANEOUS:		.00	4,874.17	6,000	6,000	3,000	3,000-
<b>IMPACT FEE REVENUE</b>							
3137110	WATER IMPACT FEE REVENUE	.00	334,706.65	330,000	330,000	300,000	30,000-
3137120	APPROPRIATE FUND BALANCE	.00	.00	320,000	320,000	.00	320,000-
Total IMPACT FEE REVENUE:		.00	334,706.65	650,000	650,000	300,000	350,000-
<b>IMPACT FEE EXPENDITURES</b>							
3140305	PROFESSIONAL SERVICES	5,000.00	2,250.00	.00	.00	.00	.00
3140310	PROJECTS	.00	36,435.19	656,000	656,000	303,000	353,000-
Total IMPACT FEE EXPENDITURES:		5,000.00	38,685.19	656,000	656,000	303,000	353,000-
WATER IMPACT FEE Revenue Total:		.00	339,580.82	656,000	656,000	303,000	353,000-
WATER IMPACT FEE Expenditure Total:		5,000.00	38,685.19	656,000	656,000	303,000	353,000-
Net Total WATER IMPACT FEE:		5,000.00-	300,895.63	.00	.00	.00	.00

Account Number	ACCOUNT	FY 2021-2022 ACTUAL	FY 2022-2023 ACTUAL	FY 2023-2024 ORIGINAL BUDGET	FY 2023-2024 AMEND BUDGET	FY 2024-2025 PROPOSED BUDGET	2024-24 Diff btwn 23-24 AMEND 24-25 Prop BUDGET
<b>SEWER IMPACT FEE FUND</b>							
<b>MISCELLANEOUS</b>							
3236100	INTEREST EARNED	3,156.81	21,666.46	6,000	6,000	20,000	14,000
	Total MISCELLANEOUS:	3,156.81	21,666.46	6,000	6,000	20,000	14,000
<b>IMPACT FEE REVENUE</b>							
3237110	SEWER IMPACT FEE REVENUE	85,189.65	55,282.50	55,000	55,000	36,000	19,000-
	Total IMPACT FEE REVENUE:	85,189.65	55,282.50	55,000	55,000	36,000	19,000-
<b>IMPACT FEE EXPENDITURES</b>							
3240310	PROFESSIONAL SERVICES	11,578.14	2,113.25	.00	.00	.00	.00
3240330	ENGINEER SERVICES	.00	16,097.25	.00	.00	.00	.00
3240810	PROJECT RESERVE	.00	.00	61,000	61,000	56,000	5,000-
	Total IMPACT FEE EXPENDITURES:	11,578.14	18,210.50	61,000	61,000	56,000	5,000-
	SEWER IMPACT FEE FUND Revenue Total:	88,346.46	76,948.96	61,000	61,000	56,000	5,000-
	SEWER IMPACT FEE FUND Expenditure Total:	11,578.14	18,210.50	61,000	61,000	56,000	5,000-
	Net Total SEWER IMPACT FEE FUND:	76,768.32	58,738.46	.00	.00	.00	.00

Account Number	ACCOUNT	FY 2021-2022 ACTUAL	FY 2022-2023 ACTUAL	FY 2023-2024 ORIGINAL BUDGET	FY 2023-2024 AMEND BUDGET	FY 2024-2025 PROPOSED BUDGET	2024-24 Diff btwn 23-24 AMEND 24-25 Prop BUDGET
<b>STORM IMPACT FEE FUND</b>							
<b>MISCELLANEOUS</b>							
3336100	INTEREST EARNED	9,275.15	65,749.99	6,000	6,000	25,000	19,000
Total MISCELLANEOUS:		9,275.15	65,749.99	6,000	6,000	25,000	19,000
<b>IMPACT FEE REVENUE</b>							
3337110	STORM WATER IMPACT FEE REVENU	194,620.80	124,875.11	145,000	145,000	96,000	49,000-
3337120	APPROPRIATE FUND BALANCE	.00	.00	149,000	149,000	505,000	356,000
Total IMPACT FEE REVENUE:		194,620.80	124,875.11	294,000	294,000	601,000	307,000
<b>IMPACT FEE EXPENDITURES</b>							
3340305	PROFESSIONAL SERVICES	12,442.12	3,078.00	.00	.00	.00	.00
3340310	PROJECTS	.00	.00	300,000	300,000	626,000	326,000
Total IMPACT FEE EXPENDITURES:		12,442.12	3,078.00	300,000	300,000	626,000	326,000
STORM IMPACT FEE FUND Revenue Total:		203,895.95	190,625.10	300,000	300,000	626,000	326,000
STORM IMPACT FEE FUND Expenditure Total:		12,442.12	3,078.00	300,000	300,000	626,000	326,000
Net Total STORM IMPACT FEE FUND:		191,453.83	187,547.10	.00	.00	.00	.00

Account Number	ACCOUNT	FY 2021-2022 ACTUAL	FY 2022-2023 ACTUAL	FY 2023-2024 ORIGINAL BUDGET	FY 2023-2024 AMEND BUDGET	FY 2024-2025 PROPOSED BUDGET	2024-24 Diff btwn 23-24 AMEND 24-25 Prop BUDGET
<b>CAPITAL IMPROVEMENT FUND</b>							
<b>CAPITAL PROJECT REVENUE</b>							
4030100	INTEREST INCOME	20,797.59	225,157.21	.00	.00	.00	.00
4030101	Miscellaneous Revenue	78,555.76	80.00	115,000	143,215	115,000	28,215-
4030103	400/450 EAST GRANT	5,477.14	325,377.70	.00	.00	.00	.00
4030105	GRANT INCOME	1,855,798.73	.00	988,030	988,030	1,000,000	11,970
4030110	RAMP Grant	.00	399,998.00	1,127,998	996,515	728,000	268,515-
4030200	DONATIONS	.00	.00	.00	5,000	.00	5,000-
4030220	PARK IMPACT FEE	353,364.00	166,598.00	180,000	180,000	174,000	6,000-
Total CAPITAL PROJECT REVENUE:		2,313,993.22	1,117,210.91	2,411,028	2,312,760	2,017,000	295,760-
<b>SALE OF ASSETS</b>							
4036400	SALE OF FIXED ASSET	.00	638,295.00	.00	.00	.00	.00
Total SALE OF ASSETS:		.00	638,295.00	.00	.00	.00	.00
<b>TRANSFERS-IN</b>							
4038120	TRANSFER FROM GENERAL FUND	1,015,446.00	400,000.00	357,850	1,251,244	.00	1,251,244-
4038122	TRANSFER FROM GF - 2021 BOND	9,500,000.00	.00	.00	.00	.00	.00
4038125	TRANSFER FROM CLASS C FUNDS	565,177.52	740,000.00	450,000	450,000	450,000	.00
4038152	TRANSFER FROM TRANSP SALES TA	721,000.00	.00	.00	.00	.00	.00
4038900	BEG FUND BALANCE	.00	.00	8,028,972	8,844,846	2,051,000	6,793,846-
Total TRANSFERS-IN:		11,801,623.52	1,140,000.00	8,836,822	10,546,090	2,501,000	8,045,090-
<b>CAPITAL EXPENDITURES</b>							
4040101	SENIOR CENTER BUILDING	.00	.00	57,850	57,850	40,000	17,850-
4040105	BARKER PARK	.00	.00	.00	12,000	.00	12,000-
4040116	BARKER PARK AMPHITHEATER	.00	.00	.00	295,000	.00	295,000-
4040118	PURCHASE PARK PROPERTY	.00	.00	.00	.00	13,000	13,000
4040119	MTN ROAD TRAILHEAD PROJECT	6,070.25	50,228.73	340,000	352,000	.00	352,000-
4040130	CITY BUILDING IMPROVEMENTS	.00	.00	.00	.00	200,000	200,000
4040131	PUBLIC SAFETY BUILDING	1,026,915.44	6,430,363.49	7,000,000	7,000,000	100,000	6,900,000-
4040132	PARKING LOT SENIOR CENTER	.00	.00	400,000	300,000	.00	300,000-
4040133	PARKING LOT PS BUILDING	.00	.00	.00	300,000	.00	300,000-
4040143	WATER WORKS PARK	.00	.00	450,000	450,000	450,000	.00
4040144	WADMAN PARK	.00	121,195.60	.00	.00	.00	.00
4040145	OAKLAWN	.00	.00	.00	.00	200,000	200,000
4040147	MCGRIFF PARK	112,465.38	.00	.00	.00	20,000	20,000
4040148	ORTON PARK	.00	.00	.00	.00	200,000	200,000
4040149	LOMOND VIEW	.00	14,453.50	550,000	600,000	35,000	565,000-
4040153	PARKS RENOVATION - F E B L S	.00	.00	.00	.00	240,000	240,000
4040154	COMMUNITY POND	3,244.69	2,500.00	2,000,000	2,000,000	2,000,000	.00
4040155	PARK TRACK MAINTENANCE	.00	.00	.00	.00	120,000	120,000
4040206	CAPITAL FACILITIES/IMPACT FEE	12,466.37	.00	.00	.00	.00	.00
4040310	PROFESSIONAL SERVICES	.00	11,602.50	.00	.00	.00	.00
4040402	ROAD RECONSTRUCTION/REPAIR	565,177.52	799,645.92	450,000	450,000	900,000	450,000
4040405	Monroe Blvd ROW Expenditures	2,184.00	.00	.00	22,000	.00	22,000-
4040406	400/450 East ROW	5,039.95	.00	.00	.00	.00	.00
4040407	2600 N. Intersection	334,189.30	.00	.00	.00	.00	.00
4040409	400/450 E WIDENING	2,503,608.09	262,071.19	.00	.00	.00	.00
4040410	450 E WIDENING PHASE 2	.00	.00	.00	20,000	.00	20,000-
4040810	APPROPRIATE FUND BALANCE	.00	.00	.00	1,000,000	.00	1,000,000-

Account Number	ACCOUNT	FY 2021-2022 ACTUAL	FY 2022-2023 ACTUAL	FY 2023-2024 ORIGINAL BUDGET	FY 2023-2024 AMEND BUDGET	FY 2024-2025 PROPOSED BUDGET	2024-24 Diff btwn 23-24 AMEND 24-25 Prop BUDGET
	Total CAPITAL EXPENDITURES:	4,571,360.99	7,692,060.93	11,247,850	12,858,850	4,518,000	8,340,850-
	CAPITAL IMPROVEMENT FUND Revenue Total:	14,115,616.74	2,895,505.91	11,247,850	12,858,850	4,518,000	8,340,850-
	CAPITAL IMPROVEMENT FUND Expenditure Total:	4,571,360.99	7,692,060.93	11,247,850	12,858,850	4,518,000	8,340,850-
	Net Total CAPITAL IMPROVEMENT FUND:	9,544,255.75	4,796,555.02-	.00	.00	.00	.00

Account Number	ACCOUNT	FY 2021-2022 ACTUAL	FY 2022-2023 ACTUAL	FY 2023-2024 ORIGINAL BUDGET	FY 2023-2024 AMEND BUDGET	FY 2024-2025 PROPOSED BUDGET	2024-24 Diff btwn 23-24 AMEND 24-25 Prop BUDGET
<b>400/450 EAST IMPROVEMENT FUND</b>							
<b>RENTAL REVENUE</b>							
4130100	INTEREST INCOME	1,877.51	15,413.89	3,500	3,500	12,000	8,500
4130110	RENTAL PROPERTY REVENUE	152,031.93	168,213.96	145,000	145,000	160,000	15,000
Total RENTAL REVENUE:		153,909.44	183,627.85	148,500	148,500	172,000	23,500
<b>RENTAL EXPENDITURES</b>							
4140410	RENTAL PROPERTY EXPENSE	47,068.80	38,377.06	50,000	50,000	50,000	.00
4140710	FUND BALANCE RESERVE	.00	.00	98,500	98,500	122,000	23,500
Total RENTAL EXPENDITURES:		47,068.80	38,377.06	148,500	148,500	172,000	23,500
400/450 EAST IMPROVEMENT FUND Revenue Total:		153,909.44	183,627.85	148,500	148,500	172,000	23,500
400/450 EAST IMPROVEMENT FUND Expenditure Total:		47,068.80	38,377.06	148,500	148,500	172,000	23,500
Net Total 400/450 EAST IMPROVEMENT FUND:		106,840.64	145,250.79	.00	.00	.00	.00

Account Number	ACCOUNT	FY 2021-2022 ACTUAL	FY 2022-2023 ACTUAL	FY 2023-2024 ORIGINAL BUDGET	FY 2023-2024 AMEND BUDGET	FY 2024-2025 PROPOSED BUDGET	2024-24 Diff btwn 23-24 AMEND 24-25 Prop BUDGET
<b>WATER FUND</b>							
<b>MISCELLANEOUS</b>							
5136100	INTEREST EARNED	22,477.63	168,815.38	20,000	20,000	24,000	4,000
5136400	SALE OF ASSETS	14,479.35	58,791.70	.00	.00	.00	.00
5136495	METER RENTALS	2,840.00	7,220.00	5,000	5,000	5,000	.00
5136500	MISCELLANEOUS REVENUE	90,474.52	50,779.70	20,000	20,000	30,000	10,000
5136510	ARPA	.00	94,997.00	2,435,893	2,435,893	.00	2,435,893-
5136600	BUILDERS SYSTEM CONTRIBUTIONS	93,378.00	833,899.19	.00	.00	.00	.00
Total MISCELLANEOUS:		223,649.50	1,214,502.97	2,480,893	2,480,893	59,000	2,421,893-
<b>UTILITY REVENUE</b>							
5137110	UTILITY BILLING	2,254,415.85	2,394,363.25	2,600,000	2,600,000	2,910,000	310,000
5137350	CONNECTION FEES	78,760.00	52,278.00	78,000	78,000	31,000	47,000-
Total UTILITY REVENUE:		2,333,175.85	2,446,641.25	2,678,000	2,678,000	2,941,000	263,000
<b>IMPACT FEES</b>							
5139010	IMPACT FEES	526,736.81	.00	.00	.00	.00	.00
5139012	TRANSFER FROM OTHER FUNDS	39,825.61	76,807.43	.00	.00	.00	.00
Total IMPACT FEES:		566,562.42	76,807.43	.00	.00	.00	.00
<b>WATER FUND EXPENDITURES</b>							
5140110	SALARIES	394,069.73	439,625.40	486,165	486,165	512,500	26,335
5140130	EMPLOYEE BENEFITS	134,556.74	195,061.52	240,363	240,363	250,700	10,337
5140140	UNIFORM ALLOWANCE	3,750.66	5,672.15	5,050	5,050	6,500	1,450
5140210	SUBSCRIPTION & MEMBERSHIPS	25,670.54	24,792.36	5,150	5,150	5,300	150
5140220	PUBLIC NOTICES	220.44	3,226.12	3,000	3,000	3,000	.00
5140230	TRAVEL	9,023.30	7,993.68	9,000	9,000	10,400	1,400
5140240	OFFICE SUPPLIES	.00	618.31	2,000	2,000	2,000	.00
5140245	POSTAGE & MAILING SERVICES	15,097.85	14,419.56	15,500	15,500	15,500	.00
5140250	MOTOR POOL LEASE	41,436.00	34,985.03	52,850	52,850	62,900	10,050
5140251	FUEL & PARTS	26,196.49	36,859.83	30,000	30,000	30,000	.00
5140255	COMPUTER SERVICES	.00	1,250.00	21,750	21,750	21,800	50
5140280	TAX ASSESSMENT	8,986.68	8,182.89	10,000	10,000	10,000	.00
5140281	TELEPHONE	1,753.50	4,499.98	3,500	3,500	7,500	4,000
5140290	POWER FOR PUMPING	110,235.97	133,918.76	90,000	90,000	90,000	.00
5140310	PROFESSIONAL SERVICES	29,229.41	6,162.00	.00	.00	.00	.00
5140330	ENGINEER SERVICES	24,335.29	10,181.00	10,000	10,000	25,000	15,000
5140409	Building Maintenance	33,245.37	50,227.52	57,000	57,000	70,000	13,000
5140410	PREVENTATIVE MAINTENANCE	108,998.98	50,723.30	112,180	112,180	110,900	1,280-
5140411	ASPHALT/PATCH REPAIRS	39,127.00	40,124.50	42,500	42,500	42,500	.00
5140412	REVOLVING PUMP REPAIRS	.00	.00	10,000	10,000	10,000	.00
5140450	DEPARTMENT SUPPLIES	110,919.19	80,863.75	75,000	75,000	82,500	7,500
5140454	METERS - NEW CONNECTIONS	101,734.67	136,979.33	78,000	78,000	31,000	47,000-
5140455	Meters - Change Out	1,643.99	2,501.31	15,000	15,000	20,000	5,000
5140490	WATER SAMPLE TESTING	8,908.00	24,438.00	20,000	20,000	20,000	.00
5140515	Insurance Claim Contingency	1,500.00	.00	.00	.00	.00	.00
5140550	DEPRECIATION	871,118.50	891,532.60	827,000	827,000	1,024,000	197,000
5140560	BAD DEBT	367.00	2.07-	2,000	2,000	2,000	.00
5140570	COLLECTION COSTS	98.97	339.61	400	400	400	.00
5140690	MISCELLANEOUS	56,971.75	582.90	400	400	400	.00
5140695	CREDIT CARD FEES	6,984.33	7,418.65	8,000	8,000	10,000	2,000
5140700	SMALL EQUIPMENT	10,309.11	8,625.12	17,600	17,600	17,100	500-

Account Number	ACCOUNT	FY 2021-2022 ACTUAL	FY 2022-2023 ACTUAL	FY 2023-2024 ORIGINAL BUDGET	FY 2023-2024 AMEND BUDGET	FY 2024-2025 PROPOSED BUDGET	2024-24 Diff btwn 23-24 AMEND 24-25 Prop BUDGET
5140740	PURCHASE EQUIPMENT	53,077.25	168,303.00	328,700	328,700	490,000	161,300
5140750	CAPITAL PROJECTS	1,098,782.89	355,355.33	4,700,000	5,010,000	.00	5,010,000-
5140751	CAP PRO - FRTLND DR WATERLINE	162,720.32	572,053.78	.00	.00	.00	.00
5140752	CAP PRO - Randall Res Wtr Tank	.00	412,980.10	.00	.00	.00	.00
5140753	CAP PRO WL - 400 E 1875-2000 N	.00	374,964.99	.00	.00	.00	.00
5140754	CP WL - FRTLND1510 E MTN RD	.00	289,141.95	.00	.00	.00	.00
5140755	CAP PRO - PRV MTN RD & FTLD DR	.00	49,069.28	.00	.00	.00	.00
5140756	CAP PRO - FY24 WATERLINE 3300N	.00	.00	.00	.00	1,000,000	1,000,000
5140757	CAP PRO - 1700 N WASH TO FRTLND	.00	.00	.00	.00	1,050,000	1,050,000
5140758	CAP PRO - PRV EFI FY25	.00	.00	.00	.00	115,000	115,000
5140760	CAPITAL TO BALANCE SHEET	1,035,715.44-	2,073,327.71-	2,592,807-	2,902,807-	2,745,000-	157,807
5140761	ARPA/SLFRF - CJC CONTRIBUTION	.00	94,997.00	.00	.00	.00	.00
5140800	TRANSFER TO OTHER FUNDS	.00	46,064.99	.00	.00	90,000	90,000
5140900	ADMIN FEE - GENERAL FUND	328,275.00	427,299.06	472,923	472,923	506,100	33,177
Total WATER FUND EXPENDITURES:		2,783,629.48	2,938,704.88	5,158,224	5,158,224	3,000,000	2,158,224-
WATER FUND Revenue Total:		3,123,387.77	3,737,951.65	5,158,893	5,158,893	3,000,000	2,158,893-
WATER FUND Expenditure Total:		2,783,629.48	2,938,704.88	5,158,224	5,158,224	3,000,000	2,158,224-
Net Total WATER FUND:		339,758.29	799,246.77	669	669	.00	669-

Account Number	ACCOUNT	FY 2021-2022 ACTUAL	FY 2022-2023 ACTUAL	FY 2023-2024 ORIGINAL BUDGET	FY 2023-2024 AMEND BUDGET	FY 2024-2025 PROPOSED BUDGET	2024-24 Diff btwn 23-24 AMEND 24-25 Prop BUDGET
<b>SEWER FUND</b>							
<b>MISCELLANEOUS</b>							
5236100	INTEREST INCOME	7,135.87	52,862.52	10,000	10,000	40,000	30,000
5236400	SALE OF ASSETS	.00	15,571.96	.00	.00	.00	.00
5236500	MISCELLANEOUS REVENUE	10,221.45	.00	.00	.00	.00	.00
5236600	BUILDERS SYSTEM CONTRIBUTIONS	37,753.00	833,484.85	.00	.00	.00	.00
Total MISCELLANEOUS:		55,110.32	901,919.33	10,000	10,000	40,000	30,000
<b>UTILITY REVENUE</b>							
5237110	UTILITY BILLING	2,408,771.99	2,580,125.78	2,605,000	2,605,000	2,690,000	85,000
5237350	CONNECTION FEES	8,651.00	4,312.00	5,600	5,600	4,000	1,600-
Total UTILITY REVENUE:		2,417,422.99	2,584,437.78	2,610,600	2,610,600	2,694,000	83,400
<b>SPECIAL REVENUE</b>							
5239012	TRANSFERS FROM OTHER FUNDS	.00	23,854.16	.00	.00	.00	.00
Total SPECIAL REVENUE:		.00	23,854.16	.00	.00	.00	.00
<b>SEWER FUND EXPENDITURES</b>							
5240110	SALARIES	112,237.45	110,125.23	106,621	106,621	136,200	29,579
5240115	Part-time Wages	16,618.28	21,225.36	19,320	19,320	20,400	1,080
5240130	EMPLOYEE BENEFITS	32,996.06	59,124.24	70,040	70,040	84,500	14,460
5240140	UNIFORM ALLOWANCE	1,549.49	2,452.35	1,800	1,800	2,000	200
5240210	SUBSCRIPTIONS & MEMBERSHIPS	2,700.00	2,935.18	500	500	500	.00
5240220	Public Notices	.00	.00	500	500	500	.00
5240230	TRAVEL & TRAINING	1,872.84	2,413.02	4,700	4,700	4,500	200-
5240240	OFFICE SUPPLIES	58.26	711.96	500	500	500	.00
5240245	POSTAGE & MAILING SERVICES	14,388.69	13,662.38	13,000	13,000	13,000	.00
5240250	MOTOR POOL LEASE	35,512.00	15,614.03	32,272	32,272	31,500	772-
5240251	FUEL & PARTS	14,400.01	13,712.86	12,200	12,200	12,400	200
5240255	COMPUTER SERVICES	.00	.00	5,796	5,796	5,800	4
5240281	TELEPHONE	1,278.88	1,438.22	2,000	2,000	3,600	1,600
5240310	PROFESSIONAL SERVICES	.00	43,127.12	50,000	50,000	57,000	7,000
5240330	ENGINEER SERVICES	2,020.75	4,325.00	5,000	5,000	5,000	.00
5240370	CENTRAL WEBER SEWER DISTRICT	1,234,953.00	1,375,278.00	1,477,229	1,477,229	1,500,000	22,771
5240375	SEWER CHARGES OGDEN CITY	21,172.02	21,362.89	22,000	22,000	23,000	1,000
5240440	SEWER LINE MAINTENANCE	65,399.92	18,551.11	50,000	50,000	57,000	7,000
5240441	ASPHALT/PATCH REPAIRS	7,210.00	.00	10,000	10,000	10,000	.00
5240450	DEPARTMENT SUPPLIES	5,049.28	5,017.33	6,730	6,730	9,100	2,370
5240520	LIABILITY INS DEDUCTIBLE	4,578.71	.00	.00	.00	.00	.00
5240550	DEPRECIATION	287,587.34	340,142.43	360,000	360,000	360,000	.00
5240560	BAD DEBT	81.73	.00	1,000	1,000	200	800-
5240570	COLLECTION COSTS	.00	.00	100	100	100	.00
5240690	MISCELLANEOUS	408.00	786.11	400	400	500	100
5240695	CREDIT CARD FEES	5,587.44	5,903.73	6,000	6,000	10,000	4,000
5240700	SMALL EQUIPMENT	3,641.37	3,019.33	15,000	15,000	2,000	13,000-
5240740	PURCHASE EQUIPMENT	47,775.00	62,834.00	102,000	102,000	102,000	.00
5240755	CAPITAL PROJECTS	359,254.74	460,042.77	200,000	200,000	435,000	235,000
5240760	CAPITAL TO BALANCE SHEET	407,029.74-	514,970.01-	302,000-	302,000-	632,000-	330,000-
5240800	TRANSFER TO OTHER FUNDS	39,825.61	29,085.34	.00	.00	95,000	95,000
5240900	ADMIN FEE - GENERAL FUND	257,300.00	317,148.00	347,888	347,888	384,700	36,812

Account Number	ACCOUNT	FY 2021-2022 ACTUAL	FY 2022-2023 ACTUAL	FY 2023-2024 ORIGINAL BUDGET	FY 2023-2024 AMEND BUDGET	FY 2024-2025 PROPOSED BUDGET	2024-24 Diff btwn 23-24 AMEND 24-25 Prop BUDGET
	Total SEWER FUND EXPENDITURES:	2,168,427.13	2,415,067.98	2,620,596	2,620,596	2,734,000	113,404
	SEWER FUND Revenue Total:	2,472,533.31	3,510,211.27	2,620,600	2,620,600	2,734,000	113,400
	SEWER FUND Expenditure Total:	2,168,427.13	2,415,067.98	2,620,596	2,620,596	2,734,000	113,404
	Net Total SEWER FUND:	304,106.18	1,095,143.29	4	4	.00	4-

Account Number	ACCOUNT	FY 2021-2022 ACTUAL	FY 2022-2023 ACTUAL	FY 2023-2024 ORIGINAL BUDGET	FY 2023-2024 AMEND BUDGET	FY 2024-2025 PROPOSED BUDGET	2024-24 Diff btwn 23-24 AMEND 24-25 Prop BUDGET
<b>STORM WATER UTILITY FUND</b>							
<b>MISCELLANEOUS</b>							
5336100	INTEREST EARNED	8,151.56	51,820.23	20,000	20,000	50,000	30,000
5336400	SALE OF ASSETS	11,628.20	36,471.52	.00	.00	.00	.00
5336500	MISCELLANEOUS REVENUE	1,300.26	10,533.99	.00	.00	.00	.00
5336600	BUILDERS SYSTEM CONTRIBUTIONS	164,318.50	907,353.23	.00	.00	.00	.00
Total MISCELLANEOUS:		185,398.52	1,006,178.97	20,000	20,000	50,000	30,000
<b>UTILITY REVENUE</b>							
5337110	UTILITY BILLING	1,157,064.54	1,094,036.68	1,094,000	1,094,000	1,110,000	16,000
Total UTILITY REVENUE:		1,157,064.54	1,094,036.68	1,094,000	1,094,000	1,110,000	16,000
<b>STORM FUND EXPENDITURES</b>							
5340110	SALARIES	160,850.57	179,564.71	155,385	155,385	164,200	8,815
5340130	EMPLOYEE BENEFITS	52,338.37	67,830.59	69,970	69,970	72,500	2,530
5340140	UNIFORM	2,277.46	2,449.37	1,950	1,950	4,000	2,050
5340210	Subscriptions & Memberships	6,244.00	6,590.00	3,800	3,800	3,800	.00
5340230	TRAVEL & TRAINING	2,820.04	865.38	3,710	3,710	3,700	10-
5340240	OFFICE SUPPLIES	1,044.94	1,405.33	1,000	1,000	1,000	.00
5340245	MAILING SERVICES	11,464.64	13,681.52	13,000	13,000	13,000	.00
5340250	MOTOR POOL LEASE	46,418.00	22,305.97	50,089	50,089	46,600	3,489-
5340251	FUEL & PARTS	14,272.00	23,425.11	17,000	17,000	17,000	.00
5340255	COMPUTER SERVICES	3,535.18	6,555.63	15,650	15,650	15,700	50
5340281	TELEPHONE	1,501.03	2,741.05	2,000	2,000	3,600	1,600
5340310	PROFESSIONAL SERVICES	.00	1,500.00	.00	.00	.00	.00
5340330	ENGINEER SERVICE	4,631.25	74.50	.00	.00	.00	.00
5340370	PINEVIEW WATER ASSESSMENT	5,339.29	5,557.19	5,800	5,800	5,800	.00
5340372	NORTH OGDEN CANAL CO	20,000.00	.00	20,000	20,000	20,000	.00
5340375	STORM WATER CHARGES OGDEN CI	3,181.86	4,568.04	4,700	4,700	4,700	.00
5340410	PREVENTATIVE MAINTENANCE	15,965.00	22,777.60	56,000	56,000	56,000	.00
5340450	DEPARTMENT SUPPLIES	5,693.42	10,677.27	9,250	9,250	9,700	450
5340550	DEPRECIATION	372,651.28	392,712.29	372,000	372,000	375,000	3,000
5340560	BAD DEBT	35.75	.00	1,000	1,000	1,000	.00
5340690	MISCELLANEOUS	158.00	4,519.32	400	400	400	.00
5340695	CREDIT CARD FEES	2,933.39	3,099.46	3,155	3,155	5,000	1,845
5340700	SMALL EQUIPMENT	1,075.98	4,419.32	1,600	1,600	2,800	1,200
5340740	PURCHASE EQUIPMENT	381,158.00	148,638.00	159,740	159,740	248,000	88,260
5340750	CAPITAL PROJECTS	177,362.27	162,724.46	170,000	170,000	125,000	45,000-
5340760	CAPITAL TO BALANCE SHEET	545,627.75-	311,362.48-	329,740-	329,740-	373,000-	43,260-
5340800	TRANSFER TO OTHER FUNDS	.00	23,854.16	.00	.00	28,000	28,000
5340900	ADMIN FEE - GENERAL FUND	264,415.00	306,747.00	306,539	306,539	306,500	39-
Total STORM FUND EXPENDITURES:		1,011,738.97	1,107,920.79	1,113,998	1,113,998	1,160,000	46,002
STORM WATER UTILITY FUND Revenue Total:		1,342,463.06	2,100,215.65	1,114,000	1,114,000	1,160,000	46,000
STORM WATER UTILITY FUND Expenditure Total:		1,011,738.97	1,107,920.79	1,113,998	1,113,998	1,160,000	46,002
Net Total STORM WATER UTILITY FUND:		330,724.09	992,294.86	2	2	.00	2-

Account Number	ACCOUNT	FY 2021-2022 ACTUAL	FY 2022-2023 ACTUAL	FY 2023-2024 ORIGINAL BUDGET	FY 2023-2024 AMEND BUDGET	FY 2024-2025 PROPOSED BUDGET	2024-24 Diff btwn 23-24 AMEND 24-25 Prop BUDGET
<b>SOLID WASTE &amp; DISPOSAL FUND</b>							
<b>MISCELLANEOUS</b>							
5836100	INTEREST INCOME	1,511.14	8,162.16	3,000	3,000	8,000	5,000
5836400	SALE OF ASSETS	.00	19,286.97	.00	.00	.00	.00
5836500	MISCELLANEOUS REVENUE	13,413.40	11,288.96	15,000	15,000	15,000	.00
Total MISCELLANEOUS:		14,924.54	38,738.09	18,000	18,000	23,000	5,000
<b>UTILITY REVENUE</b>							
5837110	UTILITY BILLING	1,190,208.04	1,338,622.34	1,405,000	1,405,000	1,551,900	146,900
Total UTILITY REVENUE:		1,190,208.04	1,338,622.34	1,405,000	1,405,000	1,551,900	146,900
<b>NEW CAN REVENUE</b>							
5839010	SPECIAL FEES BUILDERS	31,908.00	26,912.00	20,000	20,000	10,000	10,000-
Total NEW CAN REVENUE:		31,908.00	26,912.00	20,000	20,000	10,000	10,000-
<b>SOLID WASTE FUND EXPENDITURES</b>							
5840110	SALARIES	1,788.88	32,937.48	51,368	51,368	58,400	7,032
5840115	PART TIME EMPLOYEE WAGES	3,699.25	3,528.47	6,240	6,240	6,200	40-
5840130	EMPLOYEE BENEFITS	13,045.23-	12,356.10	22,438	22,438	23,100	662
5840140	UNIFORM ALLOWANCE	966.88	1,258.98	1,300	1,300	2,000	700
5840230	TRAVEL & TRAINING	520.11	887.65	1,600	1,600	2,000	400
5840240	OFFICE SUPPLIES	.00	333.50	500	500	500	.00
5840245	POSTAGE & MAILING SERVICES	11,448.11	13,661.72	13,000	13,000	13,000	.00
5840250	MOTOR POOL LEASE	35,512.00	6,885.00	10,193	10,193	12,800	2,607
5840251	FUEL & PARTS	2,687.42	4,070.22	3,000	3,000	4,200	1,200
5840255	COMPUTER SERVICES	.00	.00	2,050	2,050	2,100	50
5840280	TELEPHONE	1,400.65	2,032.74	1,697	1,697	4,100	2,403
5840330	ENGINEERING FEES	.00	889.00	.00	.00	.00	.00
5840360	SPRING CLEANUP	403.16	10,123.23	2,100	2,100	2,100	.00
5840370	TRANSFER STATION FEES	334,562.79	447,885.17	450,000	450,000	480,000	30,000
5840390	WASTE HAULING	618,855.11	617,820.58	635,000	635,000	665,000	30,000
5840395	MULCHING	.00	196.21	3,000	3,000	3,000	.00
5840400	GARBAGE CAN REPLACEMENT	88,156.62	52,043.71	25,000	25,000	37,500	12,500
5840450	DEPARTMENT SUPPLIES	4,145.77	2,742.06	4,000	4,000	4,400	400
5840550	DEPRECIATION	34,344.46	28,950.16	28,000	28,000	29,000	1,000
5840560	BAD DEBT	36.61	.00	200	200	200	.00
5840690	MISCELLANEOUS	97.21	225.76	100	100	500	400
5840695	CREDIT CARD FEES	6,006.47	6,346.48	5,580	5,580	9,000	3,420
5840700	SMALL EQUIPMENT	.00	.00	1,452	1,452	1,000	452-
5840740	PURCHASE EQUIPMENT	.00	.00	46,000	46,000	44,000	2,000-
5840760	CAPITAL TO BALANCE SHEET	.00	.00	46,000-	46,000-	58,000-	12,000-
5840800	TRANSFER TO OTHER FUNDS	.00	.00	.00	.00	14,000	14,000
5840900	ADMIN FEE - GENERAL FUND	142,820.00	167,836.00	175,178	175,178	224,800	49,622
Total SOLID WASTE FUND EXPENDITURES:		1,274,406.27	1,413,010.22	1,442,996	1,442,996	1,584,900	141,904
SOLID WASTE & DISPOSAL FUND Revenue Total:		1,237,040.58	1,404,272.43	1,443,000	1,443,000	1,584,900	141,900
SOLID WASTE & DISPOSAL FUND Expenditure Total:		1,274,406.27	1,413,010.22	1,442,996	1,442,996	1,584,900	141,904



Account Number	ACCOUNT	FY 2021-2022 ACTUAL	FY 2022-2023 ACTUAL	FY 2023-2024 ORIGINAL BUDGET	FY 2023-2024 AMEND BUDGET	FY 2024-2025 PROPOSED BUDGET	2024-24 Diff btwn 23-24 AMEND 24-25 Prop BUDGET
<b>MOTOR POOL FUND</b>							
<b>MISCELLANEOUS</b>							
6136100	INTEREST INCOME	219.77	4,640.43	.00	.00	.00	.00
6136400	SALE OF ASSETS	51,701.79	126,532.95	3,500	3,500	122,000	118,500
6136500	SALE OF MATERIALS & SUPPLIES	1,853.60	2,615.46	.00	.00	.00	.00
6136510	MISCELLANEOUS	1,701.00	.00	.00	.00	.00	.00
6136550	VEHICLE PROGRAM	3,010.50	3,948.00	.00	.00	.00	.00
	<b>Total MISCELLANEOUS:</b>	<b>58,486.66</b>	<b>137,736.84</b>	<b>3,500</b>	<b>3,500</b>	<b>122,000</b>	<b>118,500</b>
<b>DEPARTMENT FEE REVENUE</b>							
6137800	LEASE CONTRACT GENERAL FUND	226,923.00	394,063.80	624,362	624,362	614,200	10,162-
6137810	LEASE CONTRACT WATER UTILITY	41,436.00	34,985.03	52,850	52,850	62,900	10,050
6137820	LEASE CONTRACT SEWER UTILITY	35,512.00	15,614.03	32,272	32,272	31,500	772-
6137830	LEASE CONTRACT STRM WA UTILITY	46,418.00	22,305.97	50,089	50,089	46,600	3,489-
6137840	LEASE CONTRACT - SOLID WASTE	35,512.00	6,885.00	10,193	10,193	12,800	2,607
	<b>Total DEPARTMENT FEE REVENUE:</b>	<b>385,801.00</b>	<b>473,853.83</b>	<b>769,766</b>	<b>769,766</b>	<b>768,000</b>	<b>1,766-</b>
<b>OTHER REVENUE</b>							
6138120	CONTRIBUTION FROM POLICE MOTO	43,895.00	114,153.97	114,568	114,568	130,200	15,632
	<b>Total OTHER REVENUE:</b>	<b>43,895.00</b>	<b>114,153.97</b>	<b>114,568</b>	<b>114,568</b>	<b>130,200</b>	<b>15,632</b>
<b>Source: 39</b>							
6139012	TRANSFERS FROM OTHER FUNDS	.00	46,064.99	.00	.00	210,000	210,000
	<b>Total Source: 39:</b>	<b>.00</b>	<b>46,064.99</b>	<b>.00</b>	<b>.00</b>	<b>210,000</b>	<b>210,000</b>
<b>MOTOR POOL EXPENDITURES</b>							
6140110	SALARIES	175,577.16	192,355.80	204,252	204,252	223,000	18,748
6140115	Part Time Wages	.00	6,225.50	.00	.00	.00	.00
6140130	EMPLOYEE BENEFITS	55,106.01	90,393.12	106,142	106,142	131,400	25,258
6140140	UNIFORM ALLOWANCE	2,566.21	2,199.92	2,850	2,850	3,000	150
6140205	SUBSCRIPTIONS & MEMBERSHIPS	3,554.13	6,844.82	4,700	4,700	5,400	700
6140210	BUILDING MAINTENANCE	12.75	.00	6,300	6,300	15,000	8,700
6140230	TRAVEL & TRAINING	1,281.21	837.79	2,600	2,600	4,000	1,400
6140250	VEHICLE MAINTENANCE	11,135.02	14,550.89	8,000	8,000	8,000	.00
6140260	FUEL PURCHASES	9,124.08	8,080.60	7,990	7,990	14,500	6,510
6140280	TELEPHONE	1,142.37	2,463.84	2,300	2,300	3,900	1,600
6140450	DEPARTMENT SUPPLIES	12,128.29	13,017.19	17,000	17,000	17,600	600
6140550	DEPRECIATION - SHOP	6,108.81	6,108.82	6,163	6,163	6,200	37
6140551	DEPRECIATION - GENERAL	183,752.08	199,304.53	176,000	176,000	210,000	34,000
6140690	MISCELLANEOUS	.00	287.97	.00	.00	.00	.00
6140700	SMALL EQUIPMENT	1,105.84	2,584.91	5,800	5,800	13,700	7,900
6140725	EQUIPMENT LEASES	88,711.82	74,067.47	126,227	126,227	183,100	56,873
6140740	CAPITAL EQUIPMENT	180,346.60	347,043.62	207,600	207,600	383,000	175,400
6140760	MOVE CAPITAL TO BAL SHEET	180,346.60	332,699.97	.00	.00	.00	.00
6140765	MOVE DEBT TO BALANCE SHEET	73,317.80	74,067.47	.00	.00	.00	.00
6140820	INTEREST EXPENSE	1,513.96	3,884.46	3,910	3,910	8,400	4,490
	<b>Total MOTOR POOL EXPENDITURES:</b>	<b>986,830.74</b>	<b>1,377,018.69</b>	<b>887,834</b>	<b>887,834</b>	<b>1,230,200</b>	<b>342,366</b>
<b>CONTRIBUTIONS AND TRANSFERS</b>							
6180800	TRANSFER TO OTHER FUNDS	.00	47,722.09	.00	.00	.00	.00

Account Number	ACCOUNT	FY 2021-2022 ACTUAL	FY 2022-2023 ACTUAL	FY 2023-2024 ORIGINAL BUDGET	FY 2023-2024 AMEND BUDGET	FY 2024-2025 PROPOSED BUDGET	2024-24 Diff btwn 23-24 AMEND 24-25 Prop BUDGET
	Total CONTRIBUTIONS AND TRANSFERS:	.00	47,722.09	.00	.00	.00	.00
	MOTOR POOL FUND Revenue Total:	488,182.66	771,809.63	887,834	887,834	1,230,200	342,366
	MOTOR POOL FUND Expenditure Total:	986,830.74	1,424,740.78	887,834	887,834	1,230,200	342,366
	Net Total MOTOR POOL FUND:	498,648.08-	652,931.15-	.00	.00	.00	.00

Account Number	ACCOUNT	FY 2021-2022 ACTUAL	FY 2022-2023 ACTUAL	FY 2023-2024 ORIGINAL BUDGET	FY 2023-2024 AMEND BUDGET	FY 2024-2025 PROPOSED BUDGET	2024-24 Diff btwn 23-24 AMEND 24-25 Prop BUDGET
<b>POLICE MOTOR POOL FUND</b>							
<b>MISCELLANEOUS</b>							
6236100	INTEREST INCOME	286.88	7,199.63	.00	.00	.00	.00
6236400	SALE OF ASSETS	21,125.00	25,450.00	.00	.00	.00	.00
Total MISCELLANEOUS:		21,411.88	32,649.63	.00	.00	.00	.00
<b>DEPARTMENT FEE REVENUE</b>							
6237800	CHARGE TO GF - POLICE	307,995.00	560,000.00	627,948	627,948	744,500	116,552
Total DEPARTMENT FEE REVENUE:		307,995.00	560,000.00	627,948	627,948	744,500	116,552
<b>OTHER REVENUE</b>							
6238810	APPROPRIATE FUND BALANCE	.00	.00	.00	92,620	.00	92,620-
Total OTHER REVENUE:		.00	.00	.00	92,620	.00	92,620-
<b>MOTOR POOL EXPENDITURES</b>							
6240250	VEHICLE MAINTENANCE	88,375.06	105,270.19	116,000	116,000	116,000	.00
6240252	FLEET MAINTENANCE	624.59	.00	.00	.00	.00	.00
6240550	DEPRECIATION	111,266.72	126,271.24	200,000	200,000	200,000	.00
6240700	SMALL EQUIPMENT	439.51	375.00	.00	.00	.00	.00
6240740	CAPITAL EQUIPMENT	263,343.72	89,409.45	197,380	290,000	298,300	8,300
6240760	MOVE CAPITAL TO BAL SHEET	246,650.00	87,839.00	.00	.00	.00	.00
6240800	TRANSFER TO FUND #61	43,895.00	114,153.97	114,568	114,568	130,200	15,632
Total MOTOR POOL EXPENDITURES:		754,594.60	523,318.85	627,948	720,568	744,500	23,932
POLICE MOTOR POOL FUND Revenue Total:		329,406.88	592,649.63	627,948	720,568	744,500	23,932
POLICE MOTOR POOL FUND Expenditure Total:		754,594.60	523,318.85	627,948	720,568	744,500	23,932
Net Total POLICE MOTOR POOL FUND:		425,187.72-	69,330.78	.00	.00	.00	.00

Account Number	ACCOUNT	FY 2021-2022 ACTUAL	FY 2022-2023 ACTUAL	FY 2023-2024 ORIGINAL BUDGET	FY 2023-2024 AMEND BUDGET	FY 2024-2025 PROPOSED BUDGET	2024-24 Diff btwn 23-24 AMEND 24-25 Prop BUDGET
<b>REDEVELOPMENT FUND</b>							
<b>TAXES</b>							
6531100	PROPERTY TAX	89,195.01	103,806.72	905,000	905,000	.00	905,000-
6531120	TAX INCREMENT COLLECTED	703,106.44	747,958.53	.00	.00	.00	.00
Total TAXES:		792,301.45	851,765.25	905,000	905,000	.00	905,000-
<b>MISCELLANEOUS</b>							
6536100	INTEREST	6,687.18	64,515.15	70,000	70,000	50,000	20,000-
Total MISCELLANEOUS:		6,687.18	64,515.15	70,000	70,000	50,000	20,000-
<b>Source: 39</b>							
6539810	TRANSFER FROM FUND BALANCE	.00	.00	2,625,394	2,625,394	3,425,394	800,000
Total Source: 39:		.00	.00	2,625,394	2,625,394	3,425,394	800,000
<b>RDA EXPENDITURES</b>							
6540420	OFFSITE IMPROVEMENTS	34,035.99	.00	.00	.00	.00	.00
6540450	ADMINISTRATIVE FEES	.00	500.00	500	500	500	.00
6540500	AQUATIC CENTER PROJECT	.00	.00	1,710,000	1,710,000	1,710,000	.00
6540520	BICENTENNIAL PARK PROJECT	.00	.00	210,000	210,000	210,000	.00
6540540	300 EAST COMMERCIAL ACCESS	.00	.00	300,000	300,000	300,000	.00
6540550	RDA GENERAL PROJECT GRANTS	.00	.00	1,204,894	1,204,894	1,254,894	50,000
6540700	OTHER FINANCING USES	70,400.00	28.94	.00	.00	.00	.00
6540705	PROJECTS	.00	382,790.00	.00	.00	.00	.00
6540814	TRANSFER TO GENERAL FUND	11,000.00	18,000.00	.00	.00	.00	.00
6540815	TRANSFER TO AQUATIC CENTER	33,000.00	84,829.51	175,000	175,000	.00	175,000-
Total RDA EXPENDITURES:		148,435.99	486,148.45	3,600,394	3,600,394	3,475,394	125,000-
REDEVELOPMENT FUND Revenue Total:		798,988.63	916,280.40	3,600,394	3,600,394	3,475,394	125,000-
REDEVELOPMENT FUND Expenditure Total:		148,435.99	486,148.45	3,600,394	3,600,394	3,475,394	125,000-
Net Total REDEVELOPMENT FUND:		650,552.64	430,131.95	.00	.00	.00	.00

Account Number	ACCOUNT	FY 2021-2022 ACTUAL	FY 2022-2023 ACTUAL	FY 2023-2024 ORIGINAL BUDGET	FY 2023-2024 AMEND BUDGET	FY 2024-2025 PROPOSED BUDGET	2024-24 Diff btwn 23-24 AMEND 24-25 Prop BUDGET
<b>COMMUNITY DEVELOPMENT AREA</b>							
<b>TAXES</b>							
6631100	PROPERTY TAX	16,281.48	35,649.87	120,000	120,000	120,000	.00
6631120	TAX INCREMENT COLLECTED	90,488.18	180,524.00	.00	.00	.00	.00
Total TAXES:		106,769.66	216,173.87	120,000	120,000	120,000	.00
<b>MISCELLANEOUS</b>							
6636100	INTEREST	359.97	7,864.97	.00	.00	.00	.00
Total MISCELLANEOUS:		359.97	7,864.97	.00	.00	.00	.00
<b>CDA EXPENDITURES</b>							
6640690	PROJECT RESERVE	.00	.00	114,000	114,000	114,000	.00
6640710	FUND BALANCE RESERVE	.00	.00	6,000	6,000	6,000	.00
Total CDA EXPENDITURES:		.00	.00	120,000	120,000	120,000	.00
COMMUNITY DEVELOPMENT AREA Revenue Total:		107,129.63	224,038.84	120,000	120,000	120,000	.00
COMMUNITY DEVELOPMENT AREA Expenditure Total:		.00	.00	120,000	120,000	120,000	.00
Net Total COMMUNITY DEVELOPMENT AREA:		107,129.63	224,038.84	.00	.00	.00	.00
Net Grand Totals:		11,273,353.45	684,238.68	679	679	540,438-	541,117-

Report Criteria:

- Accounts to include: With balances
- Print Fund Titles
- Page and Total by Fund
- Print Source Titles
- Total by Source
- Print Department Titles
- Total by Department
- All Segments Tested for Total Breaks