



POWER DEPARTMENT

MARCH 12, 2024

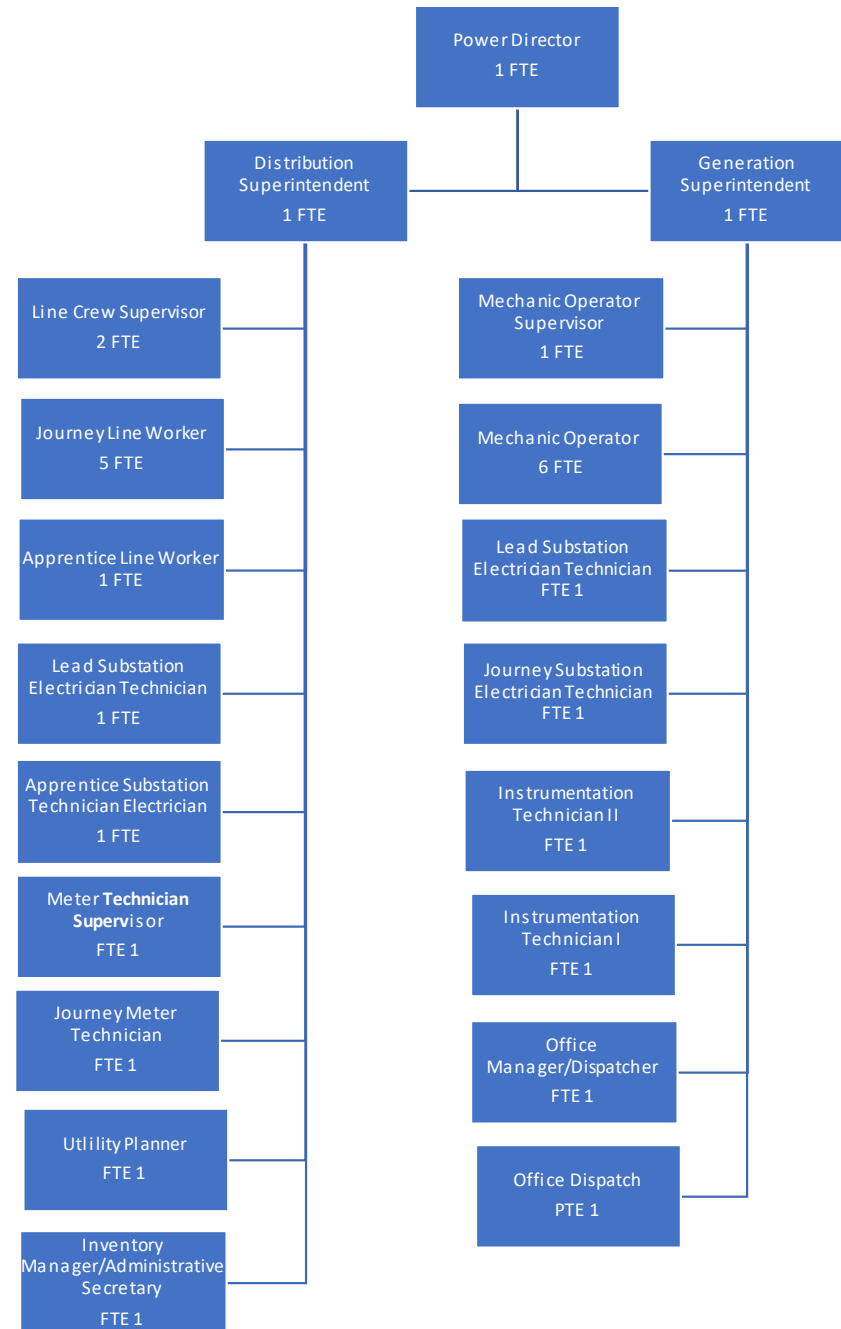


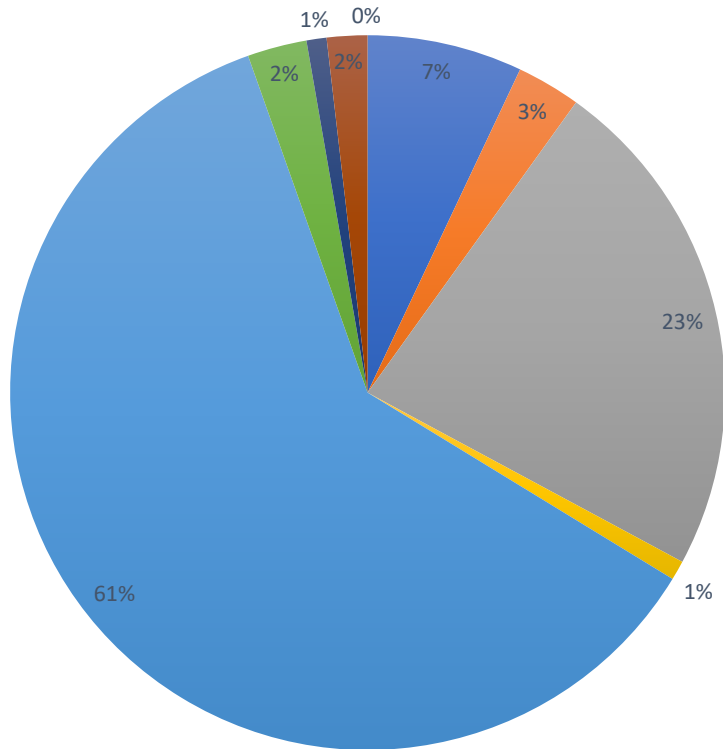
Organization:

- 28ish employees
- Two divisions: **Distribution** and **Generation**
 - 8 line workers
 - 6 mechanics/operational specialists

Memberships:

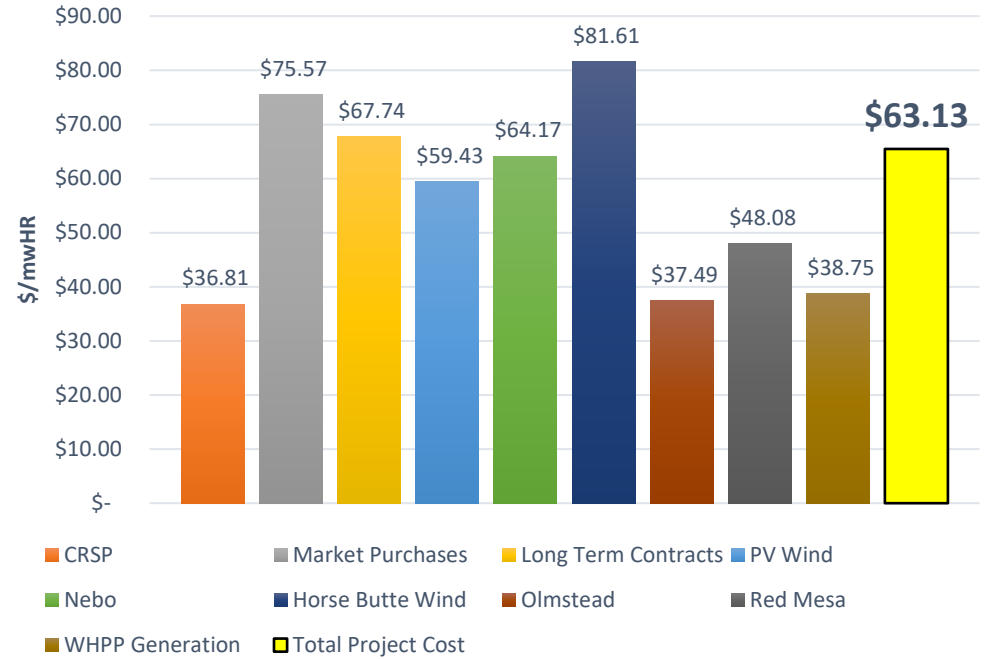
- Utah Associated Municipal Power Systems (UAMPS)
- Southern Utah Valley Power Systems (SUVPS)





- CRSP
- Market Purchases
- Long Term Contracts
- PV Wind
- Nebo
- Horse Butte Wind
- Olmstead
- Red Mesa
- WHPP Generation

January 2024 Resource Cost Allocation



**January Blended Cost:
\$63.13**



RATE REVENUE (Svc. Fee, Energy & Dmd)	Current Month Comparison		YTD Comparison		Avg. Price Per kWh	
	FY 2024	FY 2023	FY 2024	FY 2023	FY 2024	FY 2023
<i>City Residential</i>	\$ 965,274	\$ 1,008,356	\$ 8,717,560	\$ 8,685,759	\$ 0.1219	\$ 0.1150
<i>Interruptible Power</i>	\$ 41,067	\$ 55,459	\$ 357,719	\$ 383,649	\$ 0.0732	\$ 0.0743
<i>Large Industrial (Nestle)</i>	\$ 496,861	\$ 480,598	\$ 4,174,102	\$ 3,919,364	\$ 0.0906	\$ 0.0809
<i>Small Commercial</i>	\$ 297,250	\$ 281,404	\$ 2,416,142	\$ 2,147,199	\$ 0.1433	\$ 0.1290
<i>Large Commercial</i>	\$ 792,110	\$ 757,086	\$ 6,449,045	\$ 5,780,458	\$ 0.1137	\$ 0.1025
Totals:	\$ 2,592,562	\$ 2,582,902	\$ 22,114,569	\$ 20,916,429	\$ 0.1128	\$ 0.1035

5.73% Growth



- June 2024 completion
- Cost-plus with ceiling

