

CITY COUNCIL WORK MEETING

Watch live, or at your convenience.

<https://www.youtube.com/c/southwebercityut>

PUBLIC NOTICE is hereby given that the City Council of SOUTH WEBER CITY, Utah, will meet in a regular public work meeting commencing at 6:00 p.m. on Tuesday, April 23, 2024, in the Council Chambers at 1600 E. South Weber Dr.

OPEN (Agenda items may be moved to meet the needs of the Council.)

1. Pledge of Allegiance: Councilwoman Petty
2. Prayer: Councilman Dills

DISCUSSION ITEMS

3. Fiscal Year 2025 Budget Workshop
4. Adjourn

In compliance with the Americans with Disabilities Act, individuals needing special accommodations during this meeting should notify the City Recorder, 1600 East South Weber Drive, South Weber, Utah 84405 (801-479-3177) at least two days prior to the meeting.

The undersigned City Recorder for the municipality of South Weber City hereby certifies that a copy of the foregoing notice was mailed/emailed/posted to: City Office building; Mayor, Council, and others on the agenda; City Website southwebercity.com/; and Utah Public Notice website www.utah.gov/pmn/index.html.

DATE: 04-16-2024

CITY RECORDER: Lisa Smith

General Fund Revenue Narrative

Account No. _____ Account Title _____

GENERAL FUND REVENUES

TAXES

10-31-100	Current Year Property Taxes
10-31-120	Prior Year Property Taxes
10-31-200	Fee In Lieu - Vehicle Reg
10-31-300	Sales and Use Taxes
10-31-305	Transportation - Local Option
10-31-310	Franchise/Other

Total Taxes:

LICENSES AND PERMITS

10-32-100	Business Licenses and Permits
10-32-210	Building Permits
10-32-310	Excavation Permits

Total Licenses and Permits:

INTERGOVERNMENTAL REVENUE

10-33-400	State Grants
10-33-550	Wildland Firefighting
10-33-560	Class "C" Road Fund Allotment
10-33-580	State Liquor Fund Allotment

Total Intergovernmental Revenue:

CHARGES FOR SERVICES

10-34-100	Zoning & Subdivision Fees
10-34-105	Subdivision Review Fee
10-34-250	Bldg. Rental/Park Use (Bowery)
10-34-270	Developer Pmts for Improv
10-34-730	History Books
45-34-270	Developer Pmts for Improvements
10-32-290	Plan Check and Other Fees
10-34-760	Youth City Council
10-34-560	Ambulance Service

Total Charges for Services:

FINES AND FORFEITURES

10-35-100	Fines
-----------	-------

Total Fines and Forfeitures:

MISCELLANEOUS REVENUE

10-36-100	Interest Earnings
10-36-300	Newsletter Sponsors
10-36-400	Sale of Assets
10-36-900	Sundry Revenues

Total Miscellaneous Revenue:

CONTRIBUTIONS AND TRANSFERS

10-39-100	Fire Agreement/Job Corps
10-39-110	Fire Agreement/County
10-39-300	Transfer for Administrative Services
10-39-800	Transfer from Impact Fees
10-39-900	Fund Balance to be Appropriated

Total Contributions and Transfers:

Account No.	Account Title	2020 - 21 Actual	2021-2022 Actual	2022-2023 Actual	2023-2024 Estimate	2023-2024 Budget	2024-2025 Budget
GENERAL FUND REVENUES							
TAXES							
10-31-100	Current Year Property Taxes	771,140	955,630	1,129,407	1,071,500	1,071,500	1,125,000
10-31-120	Prior Year Property Taxes	10,056	37,578	1,009	6,448	1,500	1,500
10-31-200	Fee in Lieu - Vehicle Reg	52,057	51,594	56,064	55,000	55,000	55,000
10-31-300	Sales and Use Taxes	838,624	1,171,212	1,306,819	1,324,687	1,300,000	1,361,000
10-31-309	RAP Tax	0	17,760	75,323	26,138	10,000	0
10-31-310	Franchise/Other	417,268	418,073	544,360	456,619	468,000	468,000
10-31-306	SB75 Gravel Pit	0	0	0	347,000	347,000	347,000
	Total Taxes:	2,089,145	2,651,846	3,112,981	3,287,392	3,253,000	3,357,500
LICENSES AND PERMITS							
10-32-100	Business Licenses and Permits	8,399	8,804	8,324	7,715	8,000	8,000
10-32-210	Building Permits	239,858	147,093	47,958	60,454	50,000	60,000
10-32-310	Excavation Permits	1,876	470	564	94	0	0
	Total Licenses and Permits:	250,133	156,367	56,846	68,263	58,000	68,000
INTERGOVERNMENTAL REVENUE							
10-33-400	State Grants	0	0	50,407	0	0	0
10-33-500	Federal Grant Revenue	221,046	0	0	30,000	30,000	30,000
10-33-550	Wildland Firefighting	3,525	2,778	0	0	214,000	214,000
10-33-560	Class "C" Road Fund Allotment	236,028	257,596	360,563	26,607	0	0
10-33-580	State Liquor Fund Allotment	7,123	5,213	6,526	6,955	7,000	7,000
	Total Intergovernmental Revenue:	467,722	265,587	417,495	63,562	251,000	251,000
CHARGES FOR SERVICES							
10-34-100	Zoning & Subdivision Fees	25,364	16,645	7,587	9,819	10,000	10,000
10-34-105	Subdivision Review Fee	64,406	75,352	17,656	112,534	20,000	40,000
10-34-250	Bldg. Rental/Park Use (bowery)	1,370	2,253	3,035	2,080	0	1,000
10-34-270	Developer Pmts for Improvements	0	0	0	0	0	0
10-32-290	Plan Check and Other Fees	75,520	48,870	20,996	25,915	22,000	25,000
10-34-560	Ambulance Service	52,978	59,019	68,083	52,006	63,000	63,000
	Total Charges for Services:	219,638	202,138	117,356	202,354	115,000	139,000
FINES AND FORFEITURES							
10-35-100	Fines	100,504	117,016	135,047	135,728	135,000	145,000
	Total Fines and Forfeitures:	100,504	117,016	135,047	135,728	135,000	145,000
MISCELLANEOUS REVENUE							
10-36-100	Interest Earnings	5,407	10,363	73,834	116,640	40,000	40,000
10-36-400	Sale of Assets	4,500	0	0	0	0	0
10-36-900	Sundry Revenues	36,389	27,318	19,301	29,122	4,500	16,000
10-36-905	Misc - Court Convenience Fee	0	0	4,473	4,402	5,000	6,000
	Total Miscellaneous Revenue:	46,296	37,682	93,134	145,761	44,500	62,000
CONTRIBUTIONS AND TRANSFERS							
10-39-100	Fire Agreement/Job Corps	7,160	0	0	3,500	3,500	3,500
10-39-110	Fire Agreement/County	1,744	2,985	(7,124)	3,000	3,000	3,000
10-34-910	Transfer for Administrative Services	167,100	202,000	278,000	279,000	280,000	280,000
10-39-800	Transfer from Impact Fees	10,494	6,412	1,443	2,000	2,000	3,000

Transfer from Fund Balance						0
Total Contributions and Transfers:	<u>186,498</u>	<u>211,397</u>	<u>272,319</u>	<u>287,500</u>	<u>288,500</u>	<u>289,500</u>
	<u>3,359,936</u>	<u>3,642,033</u>	<u>4,205,179</u>	<u>4,190,560</u>	<u>4,145,000</u>	<u>4,312,000</u>

GENERAL FUND SUMMARY

Dept.	Department Title	2020 - 21 Actual	2021-22 Actual	2022-23 Actual	2023-2024 Estimate	2023-2024 Budget	2024-2025 Budget
"10-41	Legislative	43,492	50,736	57,428	68,000	68,000	66,000
"10-42	Judicial	86,877	76,515	38,828	48,034	48,000	54,000
"10-43	Administrative	1,293,537	901,543	985,848	1,030,427	1,038,000	1,036,000
"10-54	Public Safety	260,500	273,739	342,165	331,000	331,000	373,000
"10-57	Fire	675,048	792,641	953,322	1,140,687	1,137,000	1,168,000
"10-58	Community Services	364,835	499,190	646,038	471,284	483,300	518,000
"10-60	Streets	234,183	190,098	286,467	492,758	492,200	519,000
"10-70	Parks	302,976	315,622	311,478	488,064	561,000	578,000
		3,261,447	3,100,085	3,621,573 0	4,070,254	4,158,500	4,312,000

LEGISLATIVE

10-41-005	Salaries - Council & Commissions <i>Mayor & City Council</i>	28,000
10-41-131	Employee Benefit-Employer FICA	2,200
10-41-133	Employee Benefit - Work. Comp.	1,000
10-41-140	Uniforms Councilmember shirts	0
10-41-210	Books, Subscriptions, Memberships ULCT Annual Membership	6,000 6,000
10-41-230	Travel and Training <i>Charges for conferences, educational materials, & employee travel</i> ULCT Fall Conference (6 councilmembers) Newly Elected Official Training ULCT St. George Conference (6 Council Members) Spring Retreat Misc.	13,000 2,500 500 6,000 2,000 2,000
10-41-240	Office Supplies and Expenses	200
10-41-370	Professional/Technical Service	0
10-41-494	Youth Council <i>11 members with Council Advisors</i> ULCT Legislative Day Youth Council Annual Conference Community Events	2,500
10-41-620	Miscellaneous Donation to Sunset Jr. High Donation to Northridge South Weber Elementary Highmark City Holiday Season Event Other unclassified	5,600 200 200 200 200 4,000 800
10-41-740	Equipment	0
10-41-925	Country Fair Days Donation	7,500

Account No.	Account Title	2020 - 21 Actual	2021-22 Actual	2022-23 Actual	2023-2024 Estimate	2023-2024 Budget	2024-2025 Budget
LEGISLATIVE							
10-41-005	Salaries - Council & Commissions	24,189	20,300	24,000	28,000	28,000	28,000
10-41-131	Employee Benefit-Employer FICA	1,850	1,553	1,102	2,200	2,200	2,200
10-41-133	Employee Benefit - Work. Comp.	599	450	293	1,000	1,000	1,000
10-41-140	Uniforms	0	0	0	0	0	0
10-41-210	Books, Subscriptions, Memberships	3,848	50	9,261	6,000	6,000	6,000
10-41-230	Travel & Training	6,224	7,226	8,587	13,000	13,000	13,000
10-41-240	Office Supplies and Expenses	7	45	0	200	200	200
10-41-494	Youth City Council	617	4,488	2,133	5,000	5,000	2,500
10-41-620	Miscellaneous	1,158	6,569	4,548	5,100	5,100	5,600
10-41-740	Equipment	0	5,055	0	0	0	0
10-41-925	Country Fair Days Donation	5,000	5,000	7,500	7,500	7,500	7,500
		43,492	50,736	57,428	68,000	68,000	66,000

JUDICIAL

10-42-004	Judge Salary <i>.1 FTE</i>	21,000
10-42-120	Full-time Employee Salaries <i>0 FTE</i>	0
10-42-130	Employee Benefit - Retirement	5,000
10-42-131	Employee Benefit-Employer FICA	2,000
10-42-133	Employee Benefit - Work. Comp.	500
10-42-134	Employee Benefit - UI	0
10-42-135	Employee Benefit - Health Ins.	0
10-42-210	Books/Subscriptions/Membership <i>Judge Bar Dues</i>	200
10-42-230	Travel and Training <i>Charges for conferences, educational materials, & employee travel</i>	2,900
	Admin. Office of Courts clerk training	500
	BCI Conference	1,400
	Judge	500
	Local training	500
10-42-240	Office Supplies & Expense Normal office supplies, postage and copying	500
10-42-243	Court Refunds	0
10-42-280	Telephone	600
10-42-313	Professional/Tech. - Attorney <i>Contracted Service for City Prosecutor & Public Defenders</i>	10,000
10-42-317	Professional/Technical-Bailiff <i>Contracted Service with County Sheriff's Office</i>	5,000
10-42-350	Software Maintenance <i>Software maintenance contracts</i>	1,500
10-42-550	Banking Charges <i>Bank charges and fees and credit card transaction fees</i>	3,500
10-42-610	Miscellaneous Interpreter and other miscellaneous	1,000

10-42-740

Equipment
scanner

300

300

Account NO.	Account Title	2020 - 21 Actual	2021-22 Actual	2022-23 Actual	2023-2024 Estimate	2023-2024 Budget	2024-2025 Budget
JUDICIAL							
10-42-004	Judge Salary	14,923	14,690	15,728	18,000	18,000	21,000
10-42-110	Employee Salaries	33,524	26,173	58	0	0	0
10-42-130	Employee Benefit - Retirement	8,757	7,876	2,634	4,000	4,000	5,000
10-42-131	Employee Benefit-Employer FICA	3,600	3,221	1,257	2,000	2,000	2,000
10-42-133	Employee Benefit - Work. Comp.	378	354	325	500	500	500
10-42-134	Employee Benefit - UI	0	3	2	0	0	0
10-42-135	Employee Benefit - Health Ins.	11,147	10,242	0	0	0	0
10-42-210	Books/Subscriptions/Membership	20	150	146	134	100	200
10-42-230	Travel & Training	508	678	1,379	3,000	3,000	2,900
10-42-240	Office Supplies & Expense	1,013	969	521	500	500	500
10-42-280	Telephone	500	390	646	600	600	600
10-42-313	Professional/Tech. - Attorney	9,225	8,175	8,600	10,000	10,000	10,000
10-42-317	Professional/Technical-Bailiff	0	0	3,005	5,000	5,000	5,000
10-42-350	Software Maintenance	763	802	1,462	1,000	1,000	1,500
10-42-550	Banking charges	2,064	2,192	2,348	2,000	2,000	3,500
10-42-610	Miscellaneous	464	601	718	1,000	1,000	1,000
10-42-740	Equipment	0	0	0	300	300	300
10-42-980	State Treasurer Surcharge	0	0	0	0	0	0
		86,877	76,515	38,828	48,034	48,000	54,000

ADMINISTRATIVE

10-43-110	Full Time Employee Salaries	466,000
10-43-120	Part-time Employee Wages	22,000
10-43-130	Employee Benefit - Retirement	91,000
10-43-131	Employee Benefit-Employer FICA	38,000
10-43-133	Employee Benefit - Work. Comp.	3,000
10-43-134	Employee Benefit - UI	0
10-43-135	Employee Benefit- Health Ins	94,000
10-43-136	HRA Reimbursement - Health Ins	3,500
10-43-137	Employee Testing	200
10-43-140	Uniforms	0
10-43-210	Books/Subscriptions/Membership <i>Memberships in Professional Organizations and Subscriptions</i> UCMA, ICMA, AICPA, ULCT, UGFOA, Standard Examiner, etc.	3,500
10-43-220	Public Notices <i>Notices published in the Standard Examiner</i>	2,000
10-43-230	Travel & Training <i>Charges for conferences, educational materials, & employee travel</i>	29,000
	ULCT Spring and Fall Conferences	2,000
	UCMA Conference	2,500
	UGFOA Conference	1,500
	GFOA Conference	2,500
	UMCA	1,000
	UAPT	2,500
	ICMA Conference	3,000
	Caselle Conference	2,000
	Caselle - new employee training	2,000
	City Manager Vehicle Allowance	6,000
	Other trainings - 1-2 day local	4,000
10-43-240	Office Supplies & Expense <i>Copier Supplies, Postage, and general office supplies</i>	11,000
10-43-250	Equipment - Operating Supplies and Maintenance <i>Upkeep or repair of equipment and operating supplies</i>	7,000
10-43-256	Fuel Expense	0

10-43-262	General Government Buildings <i>Maintenance of City Hall</i>		10,500
	Janitorial Services	6,000	
	Fire Ext., flags, misc.	2,000	
	Other	2,500	
10-43-270	Utilities <i>Electricity, Natural Gas and Recycling expenses for City Hall</i>		6,000
10-43-280	Telephone <i>Comcast services and Cellphone Allowances</i>		20,000
10-43-308	Professional & Tech. - I.T.		33,000
	Executech	11,000	
	Cybersecurity	20,000	
	Website Hosting	2,000	
10-43-309	Professional & Tech. - Auditor		15,000
10-43-310	Professional & Tech. - Planner (Moved to Community Services Dept.)		0
10-43-311	Professional & Tech. - Eco Dev/ Comm Fundraising (Moved to Community Services Dept.)		0
10-43-312	Professional & Tech. - Engineer (Moved to Community Services Dept.)		0
10-43-313	Professional & Tech. - Attorney		60,000
10-43-314	Ordinance Codification		5,000
10-43-316	Elections <i>Municipal Election run by County</i>		0
10-43-329	City Manager Fund <i>Special activities at City Manager's discretion</i>		6,000
10-43-350	Software Maintenance <i>Software maintenance contracts</i>		30,000
	Caselle Software	5,900	
	Laserfiche	2,000	
	ArchiveSocial	3,000	
	Office 365/email/backup	17,000	
	Other	2,100	
10-43-510	Insurance & Surety Bonds <i>General Liability and Property Insurance</i>		75,000
10-43-550	Banking Charges <i>Bank charges and fees and credit card transaction fees</i>		1,300
10-43-610	Miscellaneous <i>Unclassified unanticipated expenses</i>		4,000

10-43-625	Cash over and short		0
10-43-740	Equipment Purchases <i>Computer upgrades and software</i>	10,000	10,000
10-43-841	Transfer to Recreation Fund		0
10-43-910	Transfer to Capital Projects Fund		0

Account No.	Account Title	2020 - 21 Actual	2021-22 Actual	2022-23 Actual	2023-2024 Estimate	2023-2024 Budget	2024-2025 Budget
ADMINISTRATIVE							
10-43-110	Full Time Employee Salaries	326,820	326,250	377,237	453,972	395,000	466,000
10-43-120	Part-time Employee Wages	59,703	53,036	45,195	23,335	81,000	22,000
10-43-130	Employee Benefit - Retirement	61,105	64,128	93,888	91,000	91,000	91,000
10-43-131	Employee Benefit-Employer FICA	28,678	30,428	32,540	37,000	37,000	38,000
10-43-133	Employee Benefit - Work. Comp.	3,539	3,260	5,385	8,000	8,000	3,000
10-43-134	Employee Benefit - UI	0	45	830	0	0	0
10-43-135	Employee Benefit - Health Ins.	65,324	72,426	81,104	90,000	90,000	84,000
10-43-136	HRA Reimbursement - Health Ins	3,300	225	3,300	3,500	3,500	3,500
10-43-137	Employee Testing	112	207	380	93	0	200
10-43-140	Uniforms	683	0	402	0	0	0
10-43-210	Books/Subscriptions/Membership	4,285	3,366	3,036	3,500	3,500	3,500
10-43-220	Public Notices	6,069	3,908	1,577	1,100	6,000	2,000
10-43-230	Travel and Training	3,725	20,014	20,680	25,000	25,000	29,000
10-43-240	Office Supplies & Expense	6,403	9,759	9,913	10,000	10,000	11,000
10-43-250	Equipment - Oper. Supplies and Maint.	3,629	3,368	3,866	6,500	6,500	7,000
10-43-256	Fuel Expense	189	113	580	0	0	0
10-43-262	General Government Buildings	7,093	13,676	8,222	10,500	10,500	10,500
10-43-270	Utilities	4,403	5,318	5,263	6,000	6,000	6,000
10-43-280	Telephone	16,673	18,861	19,505	20,179	19,000	20,000
10-43-308	Professional & Tech. - I.T.	13,079	11,147	16,425	33,000	33,000	33,000
10-43-309	Professional & Tech. - Auditor	12,500	12,000	13,000	15,000	15,000	15,000
10-43-312	Professional & Tech. - Engineer	0	258	0	0	0	0
10-43-313	Professional & Tech. - Attorney	129,640	51,999	52,028	60,000	60,000	60,000
10-43-314	Ordinance Codification	1,287	7,083	3,359	5,000	5,000	5,000
10-43-316	Elections	0	25,188	0	0	20,000	0
10-43-329	City Manager Fund	3,241	4,066	5,997	5,000	5,000	6,000
10-43-350	Software Maintenance	20,357	27,243	28,451	30,000	30,000	30,000
10-43-510	Insurance & Surety Bonds	43,495	47,992	54,681	75,132	63,000	75,000
10-43-550	Banking Charges	398	362	1,911	1,000	1,000	1,300
10-43-610	Miscellaneous	7,265	4,558	741	6,617	4,000	4,000
10-43-625	Cash over and short	-98	1	4	0	0	0
10-43-740	Equipment	30,639	4,247	13,345	10,000	10,000	10,000
10-43-841	Transfer to Recreation Fund	70,000	75,000	83,000	0	0	0
10-43-910	Transfer to Cap. Proj. Fund	360,000	0	0	0	0	0
10-43-900	Addition to Fund Balance	0	0	0	0	0	0
		<u>1,293,537</u>	<u>901,543</u>	<u>985,848</u>	<u>1,030,427</u>	<u>1,038,000</u>	<u>1,036,000</u>

PUBLIC SAFETY

10-54-310	Sheriff's Department		354,000
	Sheriff's office & Narcotics Strike Team		
	Sheriff Contract	347,000	
	Davis Metro Narcotics Strike Force	7,000	
10-54-311	Animal Control		0
	Contracted Services with Davis Animal Control		
10-54-320	Emergency Preparedness		12,000
	CERT Program	3,000	
	EOP Update	3,000	
	FEMA Grant Application	2,000	
	Miscellaneous	4,000	
10-54-321	Liquor Law (Narcotics)		7,000
	<i>Liquor Funds Transferred to County for Enforcement</i>		

Account No.	Account Title	2020 - 21 Actual	2021-22 Actual	2022-23 Actual	2023-2024 Estimate	2023-2024 Budget	2024-2025 Budget
PUBLIC SAFETY							
10-54-310	Sheriff's Department	227,622	227,622	271,080	312,000	312,000	354,000
10-54-311	Animal Control	20,787	20,503	12,064	0	0	0
10-54-320	Emergency Preparedness	4,969	20,402	52,495	12,000	12,000	12,000
10-54-321	Liquor Law (Narcotics)	7,123	5,213	6,526	7,000	7,000	7,000
		260,500	273,739	342,165	331,000	331,000	373,000

FIRE

10-57-110	Full-time Employee Wages	114,000
10-57-120	Part-time Employee Wages	639,000
10-57-131	Employee Benefit-Employer FICA	58,000
10-57-130	Employee Benefit - Retirement	23,000
10-57-133	Employee Benefit - Work. Comp.	26,000
10-57-134	Employee Benefit - UI	0
10-57-135	Employee Benefit - Health Ins.	30,000
10-57-137	Employee Testing	1,000
10-57-140	Uniforms	12,000
10-57-210	Books, Subscriptions, and Memberships <i>Memberships in Professional Organizations and Subscriptions</i>	1,000
10-57-230	Travel and Training	44,000
	Winter Fire School	10,500
	Fire Certifications & Recertifications	1,500
	Fire Prevention	1,000
	Outside Fire Training	5,000
	Miscellaneous	1,000
	Wildlands - Reimbursable	25,000
10-57-240	Office Supplies & Expense <i>Copier Supplies, Postage, and general office supplies</i>	2,500
10-57-250	Equipment Supplies & Maint. <i>Upkeep or repair of equip. and oper. Supplies</i>	24,000
10-57-256	Fuel Expense	11,000
10-57-260	Building Supplies and Maint. <i>Upkeep of Fire Station Floors</i>	22,000
10-57-270	Utilities <i>Electricity and Natural Gas expenses</i>	14,000
10-57-280	Telecom Cable, air cards and cellphone expenses	11,500

10-57-350	Software Maintenance		18,900
	<i>Software maintenance contracts</i>		
	Caselle Software	1,500	
	Image Trend (New NFIRS software & setup)	4,900	
	Image Trend Elite	8,000	
	ISPYFire	500	
	Crewsense/ Vector	3,500	
	Career Cert	500	
10-57-370	Professional & Tech. Services		23,000
	Medical Director	8,000	
	Dispatch Fees	15,000	
10-57-450	Special Public Safety Supplies		45,000
	Supplies purchased which are peculiar to the Fire department.		
	<i>Includes turnouts, hoses, EMT supplies, etc.</i>		
10-57-530	Interest Expense - Bond		2,600
	28% Fire, 72% Recreation - (Impact Fees when available)		
10-57-550	Banking Charges		500
10-57-622	Health & Wellness Expenses		6,500
	Peer Support	1,500	
	First Responder assistance program	5,000	
10-57-740	Equipment Costing Over \$500		10,000
10-57-811	Sales Tax Rev Bond - Principal		28,500
	28% Fire, 72% Recreation		

Account No.	Account Title	2020 - 21 Actual	2021-22 Actual	2022-23 Actual	2023-2024 Estimate	2023-2024 Budget	2024-2025 Budget
FIRE							
10-57-110	Full-time Employee Wages	0	0	91,767	110,000	110,000	114,000
10-57-120	Part-time Employee Salaries	458,056	531,777	544,713	634,000	634,000	639,000
10-57-130	Employee Benefit - Retirement	0	0	17,604	22,000	22,000	23,000
10-57-131	Employee Benefit-Employer FICA	34,645	41,626	49,097	57,000	57,000	58,000
10-57-133	Employee Benefit - Work. Comp.	19,959	19,774	24,484	34,000	34,000	26,000
10-57-134	Employee Benefit - UI	0	139	245	0	0	0
10-57-135	Employee Benefit - Health Ins.	0	0	6,957	28,000	28,000	30,000
10-57-137	Employee Testing	451	596	1,569	1,000	1,000	1,000
10-57-140	Uniforms	2,969	9,074	11,194	12,000	12,000	12,000
10-57-210	Books/Subscriptions/Membership	472	55	1,764	1,100	1,000	1,000
10-57-230	Travel and Training	4,100	10,816	12,151	44,000	44,000	44,000
10-57-240	Office Supplies & Expense	837	2,451	963	2,500	2,500	2,500
10-57-250	Equipment Supplies & Maint.	28,041	28,612	21,047	24,000	24,000	24,000
10-57-256	Fuel Expense	3,158	5,557	8,302	10,000	10,000	11,000
10-57-260	Building Supplies and Maint.	16,586	17,206	27,014	22,000	22,000	22,000
10-57-270	Utilities	9,069	11,531	13,958	9,018	7,000	14,000
10-57-280	Telephone	8,448	11,348	10,751	10,000	10,000	11,500
10-57-350	Software Maintenance	8,123	6,794	8,346	10,069	8,500	18,900
10-57-370	Professional & Tech. Services	17,829	20,364	27,678	23,000	23,000	23,000
10-57-450	Special Public Safety Supplies	27,117	36,805	39,268	38,000	38,000	45,000
10-57-530	Interest Expense - Bond	6,419	5,668	8,161	5,000	5,000	2,600
10-57-550	Banking Charges	270	260	248	500	500	500
10-57-622	Health & Wellness Expenses	0	45	0	1,500	1,500	6,500
10-57-740	Equipment Costing over \$500	3,018	5,540	0	15,000	15,000	10,000
10-57-811	Sales Tax Rev Bond - Principal	25,480	26,600	26,040	27,000	27,000	28,500
		675,048	792,641	953,322	1,140,687	1,137,000	1,168,000

Account No.	Account Title	2020 - 21 Actual	2021-22 Actual	2022-23 Actual	2023-2024 Estimate	2023-2024 Budget	2024-2025 Budget
PUBLIC SAFETY IMPACT FEE FUND							
Revenue							
29-37-200	Public Safety Impact Fees	10,288	6,391	1,394	3,243	2,000	3,000
	Total Source: 34:	10,288	6,391	1,394	3,243	2,000	3,000
Revenue							
29-39-500	Contribution From Fund Balance	96	0	0	0	0	0
29-37-100	Interest Earnings	109	21	49	50	0	0
	Total Revenue	10,494	6,412	1,443	3,293	2,000	3,000
Contributions and Transfers							
29-80-800	Transfer to General Fund	10,494	6,412	0	3,300	2,000 *	3,000
	Total Contributions and Transfers	10,494	6,412	0	3,300	2,000	3,000
	Revenue Total	10,494	6,412	1,443	3,293	2,000	3,000
	Expenditure Total	10,494	6,412	0	3,300	2,000	3,000
	Net Total	(0)	0	1,443	(7)	0	0

Community Services

10-58-110	Full-time Employee Salaries	189,000
10-58-120	Part-time Employee Salaries 5 Planning Commission Members	5,000
10-58-130	Employee Benefit - Retirement	37,000
10-58-131	Employee Benefit-Employer FICA	15,000
10-58-133	Employee Benefit - Work. Comp.	2,000
10-58-134	Employee Benefit - UI	0
10-58-135	Employee Benefit - Health Ins.	42,000
10-58-137	Employee Testing	0
10-58-140	Uniforms Dec Shirts & New Employee	2,500 2,500
10-58-210	Books/Subscriptions/Membership <i>Memberships in Professional Organizations and Subscriptions</i> Building Code books (updated every three years) ICC memberships - National, State & local	1,000
10-58-230	Travel and Training <i>Charges for conferences, educational materials, & employee travel</i> Land Use Academy of Utah(LUAU) Utah Land Use Institute Misc. Planning Commission & Director ICC Training - Dev. Coord. 3CMA & PIO Training IWorQ	8,000 800 0 2,500 2,000 2,500 200
10-58-240	Office Supplies City Mailers & Inserts	11,000 11,000
10-58-250	Equipment Supplies & Maint. <i>Upkeep or repair of equip. and oper. Supplies</i>	2,500
10-58-255	Vehicle Lease <i>Department share of Fleet Mgmt</i>	7,000 7,000
10-58-256	Fuel Expense	500

10-58-280	Telephone		3,500
10-58-310	Professional & Tech. - Planning BRIC		0
10-58-311	Professional & Tech. - Eco Dev/ Comm Fundraising		0
10-58-312	Professional & Tech. - Engineer		55,000
10-58-319	Professional & Tech. - Subd. Review		40,000
10-58-325	GIS/ Mapping		8,000
10-58-326	Professional & Tech. - inspections		40,000
10-58-350	Software Maintenance		17,500
	<i>Caselle</i>	5,500	
	<i>HR & Payroll</i>	12,000	
10-58-370	Professional & Tech.		0
10-58-331	Events		14,000
10-58-380	Abatements		10,000
10-58-620	Miscellaneous		5,000
	Social Media Boosts	1,000	
	Swag	2,500	
	Text Service	1,500	
10-58-740	Equipment		2,500
	Equipment	2,500	

Account No.	Account Title	2020 - 21 Actual	2021-2022 Actual	2022-23 Actual	2023-2024 Estimate	2023-2024 Budget	2024-2025 Budget
Community Services							
10-58-110	Full-time Employee Salaries	100,490	162,929	252,499	170,622	183,000	189,000
10-58-120	Part-time Employee Salaries	2,898	38,779	47,777	4,200	5,000	5,000
10-58-130	Employee Benefit - Retirement	18,901	38,200	57,239	31,755	35,000	37,000
10-58-131	Employee Benefit-Employer FICA	8,051	15,228	23,353	13,924	14,000	15,000
10-58-133	Employee Benefit - Work. Comp.	1,435	3,628	5,451	1,553	7,000	2,000
10-58-134	Employee Benefit - U.I.	0	25	40	0	0	0
10-58-135	Employee Benefit - Health Ins.	8,055	40,797	51,586	37,253	39,000	42,000
10-58-137	Employee Testing	142	157	160	121	0	0
10-58-140	Uniforms	1,019	1,488	1,995	2,000	2,000	2,500
10-58-210	Books/Subscriptions/Membership	205	741	462	1,392	0	1,000
10-58-230	Travel & Training	1,224	6,399	9,912	10,500	10,500	8,000
10-58-240	Office Supplies	0	0	13,283	9,500	9,500	11,000
10-58-250	Equipment Supplies & Maint.	8,415	4,320	4,884	2,500	2,500	2,500
10-58-255	Vehicle Lease	0	0	0	7,000	7,000	7,000
10-58-256	Fuel Expense	1,112	3,008	5,068	500	500	500
10-58-280	Telephone	1,440	1,777	5,037	2,498	1,800	3,500
10-58-310	Professional & Tech. - Planner	25,050	0	0	0	0	0
10-58-312	Professional & Tech. - Engineer	59,795	47,349	49,026	55,000	55,000	55,000
10-58-319	Professional & Tech. - Subd. Reviews	72,742	78,893	61,471	39,466	20,000	40,000
10-58-326	Professional & Tech. - Inspections	38,955	27,230	26,460	40,000	40,000	40,000
10-58-325	GIS/ Mapping	10,229	7,017	4,371	8,000	8,000	8,000
10-58-350	Software Maintenance	2,180	16,232	15,094	17,000	17,000	17,500
10-58-370	Professional & Tech. Services	50	0	0	0	0	0
10-58-331	Events						14,000
10-58-380	Abatements	0	0	0	0	10,000	10,000
10-58-620	Miscellaneous	79	38	7,687	14,000	14,000	5,000
10-58-740	Equipment	202	4,954	3,182	2,500	2,500	2,500
		364,835	499,190	646,038	471,284	483,300	518,000

STREETS

10-60-110	Full-Time Employee Salaries		181,000
10-60-120	Part-Time Employee Salaries		38,000
10-60-130	Employee Benefit - Retirement		38,000
10-60-131	Employee Benefit-Employer FICA		14,000
10-60-133	Employee Benefit - Work. Comp.		5,000
10-60-134	Employee Benefit - UI		0
10-60-135	Employee Benefit - Health Ins.		32,000
10-60-137	Employee Testing		300
10-60-140	Uniforms		3,000
10-60-230	Travel and Training <i>Charges for conferences, educational materials, & employee travel</i>		4,000
	LTAP	1,500	
	Misc.	500	
	UCICC	2,000	
10-60-250	Equipment Supplies & Maint. <i>Upkeep or repair of equip. and oper. Supplies</i>		12,500
10-60-255	Vehicle Lease <i>Department share of Fleet Mgmt. (2 vehicle)</i>	15,000	15,000
10-60-256	Fuel Expense		8,900
10-60-260	Buildings & Grounds - Shop <i>33% of Shop building and grounds maintenance</i>		10,000
10-60-271	Utilities - Street Lights <i>Power & Repair</i>		45,000
10-60-312	Professional & Tech. - Engineer New Development	5,000	5,000
10-60-325	GIS/ Mapping		5,000
10-60-350	Software Maintenance <i>Software maintenance contracts</i>		3,000

10-60-370	Professional & Tech. Services Other	0	0
10-60-410	Special Highway Supplies Sweeping (3 times a year) Barricades Repairs		25,000
10-60-411	Snow Removal		45,000
10-60-415	Mailboxes and Street Signs <i>Developer paid mailboxes and signs</i>		10,000
10-60-416	Streetlights <i>New streetlights - both city and developer paid</i>		15,000
10-60-420	Weed Control		1,000
10-60-422	Crosswalk/Street Painting		3,000
10-60-550	Banking Charges <i>Bank charges and fees and credit card transaction fees</i>		300
10-60-745	Equipment		0

Account No.	Account Title	2020 - 21 Actual	2021-22 Actual	2022-23 Actual	2023-2024 Estimate	2023-2024 Budget	2024-2025 Budget
STREETS							
10-60-110	Full-Time Employee Salaries	41,925	41,562	46,568	177,313	161,000	181,000
10-60-120	Part-Time Employee Salaries	11,820	16,685	17,175	17,527	30,000	38,000
10-60-130	Employee Benefit - Retirement	8,081	8,178	8,797	36,065	34,000	38,000
10-60-131	Employee Benefit-Employer FICA	4,025	4,507	4,893	14,628	15,000	14,000
10-60-133	Employee Benefit - Work. Comp.	1,378	1,819	1,822	4,191	3,000	5,000
10-60-134	Employee Benefit - UI	0	0	36	0	0	0
10-60-135	Employee Benefit - Health Ins.	2,640	4,952	9,490	29,129	31,000	32,000
10-60-137	Employee Testing	150	38	292	200	300	300
10-60-140	Uniforms	870	1,634	1,516	3,019	3,000	3,000
10-60-230	Travel & Training	160	802	0	4,000	4,000	4,000
10-60-250	Equipment Supplies & Maint.	9,616	4,941	24,286	12,500	12,500	12,500
10-60-255	Vehicle Lease	0	0	0	15,000	15,000	15,000
10-60-256	Fuel Expense	1,678	1,273	3,277	8,100	8,100	8,900
10-60-260	Buildings & Grounds - Shop	2,764	6,643	4,413	12,730	0	10,000
10-60-271	Utilities - Streetlights	40,446	30,804	41,869	45,000	45,000	45,000
10-60-312	Professional & Tech. - Engineer	8,965	6,513	4,660	5,000	5,000	5,000
10-60-325	GIS/ Mapping	8,965	376	551	5,000	5,000	5,000
10-60-350	Software Maintenance	763	659	3,512	3,000	3,000	3,000
10-60-370	Professional & Tech. Services	0	0	0	0	0	0
10-60-410	Special Highway Supplies	15,105	21,871	23,928	25,000	25,000	25,000
10-60-411	Snow Removal Supplies	25,489	19,466	69,048	45,000	45,000	45,000
10-60-415	Mailboxes and Street Signs	6,932	3,287	829	10,000	10,000	10,000
10-60-416	Streetlights	39,400	13,688	18,216	15,667	30,000	15,000
10-60-420	Weed Control	0	180	1,040	1,000	2,000	1,000
10-60-422	Crosswalk/Street Painting	2,742	0	0	3,387	5,000	3,000
10-60-550	Banking Charges	270	222	248	300	300	300
10-60-745	Equipment	0	0	0	0	0	0
		234,183	190,098	286,467	492,758	492,200	519,000

Account No.	Account Title	2020 - 21 Actual	2021-22 Actual	2022-23 Actual	2023-2024 Estimate	2023-2024 Budget	2024-2025 Budget
ROAD IMPACT FEE FUND							
Revenue							
24-37-100	Interest Earnings	332	791	10,242	6,955	0	5,000
24-37-200	Road Impact Fees	250,762	184,817	61,790	39,488	40,000	40,000
	Total Revenue	251,094	185,607	72,032	46,443	40,000	45,000
Contributions and Transfers							
24-39-500	Contribution From Fund Balance	0	0	0	146,000	146,000	0
	Total Contributions and Transfers	0	0	0	146,000	146,000	0
Expenditures							
24-40-760	Transfers	234,338	0	14,788	0	186,000	0
	Total Expenditures	234,338	0	14,788	0	186,000	0
	Contribution to Fund Balance						45,000
	Road Impact Fee Fund Revenue Total	251,094	185,607	72,032	192,443	186,000	45,000
	Road Impact Fee Fund Expenditure Total	234,338	0	14,788	0	186,000	45,000
	Net Road Impact Fee Fund	16,756	185,607	57,244	192,443	0	0

PARKS

10-70-110	Full-Time Employee Salaries		225,000
10-70-120	Part-time Employee Salaries		18,000
10-70-130	Employee Benefit - Retirement		46,000
10-70-131	Employee Benefit-Employer FICA		19,000
10-70-133	Employee Benefit - Work. Comp.		5,000
10-70-134	Employee Benefit - UI		0
10-70-135	Employee Benefit - Health Ins.		83,000
10-70-137	Employee Testing		400
10-70-140	Uniforms Uniform and Cleaning costs		7,500
10-70-230	Travel & Training <i>Charges for conferences, educational materials, & employee travel</i>		5,000
	Playground Equipment Certification (URPA)	2,000	
	Utah Recreation & Parks Assoc. Conference	3,000	
10-70-250	Equipment Supplies & Maint. <i>Upkeep or repair of equipment and operating supplies</i>		25,000
10-70-255	Vehicle Lease <i>Department share of Fleet Mgmt. (4 vehicles & 3 Mowers)</i>		91,000
10-70-256	Fuel Expense		10,000
10-70-260	Buildings & Grounds - Shop <i>33% of Shop building and grounds improvements</i>		0
10-70-261	Grounds Supplies & Maintenance <i>Upkeep and repair of park grounds and structures</i>	65,000	67,800
	Portapotty	2,800	
10-70-270	Utilities <i>Electricity and Secondary Water expenses</i>		14,000
	Electricity	7,000	
	Water	7,000	
10-70-280	Telephone		4,000

10-70-312	Professional & Tech. - Engineer survey of trees, sprinklers, bathrooms, etc		1,000
10-70-350	Software Maintenance		1,500
10-70-430	Trail Maintenance Service maintenance	2,000	2,000
10-70-431	Tree Program		10,000
10-70-435	Safety Incentive Program		0
10-70-550	Banking Charges <i>Bank charges and fees and credit card transaction fees</i>		300
10-70-626	UTA Park and Ride Dumpsters and trash removal, lights, snow removal and repairs		15,000
10-70-735	Enhancements - RAP Park Enhancements, See Capital Projects		0
10-70-740	Equipment Purchases Trailer replacement	7,500	7,500
	Storm Drain Detention Reimbursement		(80,000)

Account No.	Account Title	2020 - 21 Actual	2021-2022 Actual	2022-23 Actual	2023-2024 Estimate	2023-2024 Budget	2024-2025 Budget
PARKS							
10-70-110	Full-Time Employee Salaries	116,560	129,775	80,166	164,712	204,000	225,000
10-70-120	Part-time Employee Salaries	16,548	2,893	12,091	18,414	10,000	18,000
10-70-130	Employee Benefit - Retirement	21,431	25,359	14,968	35,068	41,000	46,000
10-70-131	Employee Benefit-Employer FICA	10,311	10,632	7,204	18,134	17,000	19,000
10-70-133	Employee Benefit - Work. Comp.	3,355	3,258	2,675	5,081	3,000	5,000
10-70-134	Employee Benefit - UI	0	31	67	0	0	0
10-70-135	Employee Benefit - Health Ins.	22,060	47,499	29,405	42,380	90,000	83,000
10-70-137	Employee Testing	800	186	484	390	400	400
10-70-140	Uniforms	2,374	2,425	4,159	7,076	6,000	7,500
10-70-230	Travel & Training	757	955	0	7,000	7,000	5,000
10-70-250	Equipment Supplies & Maint.	12,276	20,791	22,720	27,000	27,000	25,000
10-70-255	Vehicle Lease	0	0	0	87,000	87,000	91,000
10-70-256	Fuel Expense	4,956	4,137	5,831	9,000	9,000	10,000
10-70-261	Grounds Supplies & Maintenance	46,439	39,365	60,366	77,500	77,500	67,800
10-70-270	Utilities	11,786	12,611	18,016	18,446	10,000	14,000
10-70-280	Telephone	801	1,705	3,974	2,722	3,800	4,000
10-70-312	Professional & Tech. - Engineer	23,156	3,018	12,697	53	0	1,000
10-70-350	Software Maintenance	763	1,255	887	1,258	1,000	1,500
10-70-430	Trail Maintenance	1,393	43	1,449	0	0	2,000
10-70-431	Tree Program	0	0	0	10,000	10,000	10,000
10-70-550	Banking Charges	270	260	248	300	300	300
10-70-626	UTA Park and Ride	4,128	7,259	32,496	15,970	15,000	15,000
10-70-735	Enhancements - RAP	0	0	0	10,000	10,000	0
10-70-740	Equipment	0	1,400	0	10,345	12,000	7,500
	Storm Drain Detention Reimbursement				(80,000)	(80,000)	(80,000)
		302,976	315,622	311,478	488,064	561,000	578,000

Account No.	Account Title	2020 - 21 Actual	2021-22 Actual	2022-23 Actual	2023-2024 Estimate	2023-2024 Budget	2024-2025 Budget
PARK IMPACT FEE FUND							
Revenue							
23-37-100	Interest Earnings	3,628	3,834	358	1,500	1,000	1,000
23-37-200	Park Impact Fees	148,816	90,128	10,480	47,248	10,000	40,000
	Total Revenue	152,444	93,962	10,838	48,748	11,000	41,000
Contributions and Transfers							
23-39-900	Contribution From Fund Balance	0	0	0	0	0	0
	Total Contributions and Transfers	0	0	0	0	0	0
Expenditures							
23-40-760	Transfers	32,954	855,687	10,838	21,500	11,000	41,000
	Total Expenditures	32,954	855,687	10,838	21,500	11,000	41,000
	Park Impact Fee Fund Revenue Total	152,444	93,962	10,838	48,748	11,000	41,000
	Park Impact Fee Fund Expenditure Total	32,954	855,687	10,838	21,500	11,000	41,000
	Net Total Park Impact Fee Fund	119,490	(761,726)	0	27,248	0	0

Account No.	Account Title	2020 - 21 Actual	2021-22 Actual	2022-23 Actual	2023-2024 Estimate	2023-2024 Budget	2024-2025 Budget
CAPITAL PROJECTS							
REVENUES							
45-31-300	Sales Tax	500,001	300,000	275,000	200,000	200,000	200,000
45-31-309	RAP Tax						75,000
45-33-400	State Grants	0	0	0	0	0	0
45-33-500	Federal Grant Revenue - CARES/ ARPA	276,378	107,107	321,825	10,000	10,000	0
45-34-270	Developer Pmts for Improvements	489,151	137,213	0	0	0	0
45-34-440	Contributions	0	0	0	0	0	0
45-34-445	Contributions - Restricted	0	70,570	644	0	0	0
45-36-100	Interest Income	6,907	6,466	70,570	45,877	48,000	48,000
45-36-110	Gain on Sale of Assets	0	0	0	0	0	0
45-39-900	Fund Balance to be Appropriated	0	0	0	0	0	112,000
	Transfer from RAP Tax Fund Balance						21,000
45-39-470	Transfer from General Fund	360,000	0	0	0	0	0
45-39-800	Transfer from Impact Fees	267,291	855,687	25,626	21,500	231,000 *	41,000
45-39-810	Transfer from Class "C"	0	0	0	0	0	0
		<u>1,899,728</u>	<u>1,477,043</u>	<u>693,665</u>	<u>277,377</u>	<u>489,000</u>	<u>497,000</u>

CAPITAL PROJECTS

45-43-730	Administration - Improvements Other than Buildings Christmas lights and decorations	2,000	2,000
45-43-740	Administration - Equipment	0	0
45-57-730	Fire - Improvements Other than Bldgs.	0	0
45-57-740	Fire - Purchase of Equipment		299,000
	Vehicle Leases	105,000	
	Large Apparatus	130,000	
	Side by side	64,000	
45-58-740	Community Services - Purchase of Equipment	0	0
45-60-710	Streets - Land		0
45-60-730	Streets - Improvements Other than Buildings Streetlight Replacement Program <i>Rebudgeted from FY 24</i>	50,000 50,000	100,000
45-60-740	Streets - Purchase of Equipment Vehicle Replacement	0	0
45-70-730	Parks - Improvements Other than Buildings Security Cameras for parks Playground Equipment Cherry Farms replacement Playground Equipment Cedar Cove replacement	40,000 0 56,000	96,000
45-70-740	Parks - Purchase of Equipment		0

Account No.	Account Title	2020 - 21 Actual	2021-22 Actual	2022-23 Actual	2023-2024 Estimate	2023-2024 Budget	2024-2025 Budget
CAPITAL PROJECTS							
45-43-730	Admin. - Improv. Other than Bldgs.	115,159	530	163,804	73,927	57,000	2,000
45-43-740	Admin. - Purchase of Equipment	48,282	2,000	32,146	1,317	0	0
45-57-720	Fire - Buildings	936	0	5,333	0	5,000	0
45-57-730	Fire - Improvements Other than Bldgs.	0	166,031	281,626	0	0	0
45-57-740	Fire - Purchase of Equipment	112,937	222,107	197,709	185,000	185,000	299,000
45-58-740	Community Svs - Purchase of Equipment	0	5,000	7,000	0	0	0
45-60-710	Streets - Land	601,683	6,685	0	0	0	0
45-60-720	Streets - Buildings	0	0	0	0	0	0
45-60-730	Streets - Improv. Other than Bldgs.	212,256	201,770	75,660	322,792	320,000	100,000
45-70-710	Parks - Land	0	0	0	0	0	
45-60-740	Streets - Purchase of Equipment	59,298	66,238	47,000	221,835	0	0
45-70-730	Parks - Improv. Other than Bldgs.	48,694	1,537,295	26,409	17,956	25,000	96,000
45-70-740	Parks - Purchase of Equipment	0	25,000	61,000	0	0	0
45-90-900	Contribution to Fund Balance	0	0	0	0	22,000	0
		<u>1,199,245</u>	<u>2,232,655</u>	<u>897,687</u>	<u>822,826</u>	<u>614,000</u>	<u>497,000</u>

Account No.	Account Title	2020-21 Actual	2021-22 Actual	2022-23 Actual	2023-2024 Estimate	2023-2024 Budget	2024-2025 Budget
RECREATION							
RECREATION REVENUE							
20-34-720	Rental - Activity Center	12,830	14,700	15,078	12,960	11,000	13,000
20-34-750	Recreation Fees	0	0	0	0	0	0
20-34-751	Membership Fees	17,160	18,714	21,793	20,054	21,000	25,000
20-34-752	Competition Basketball	21,610	21,004	22,040	21,698	20,000	22,000
20-34-753	Misc. Revenue	621	1,599	1,204	749	1,000	750
20-34-754	Competition Baseball	140	0	0	1,000	500	500
20-34-755	Basketball	11,944	13,839	13,981	13,438	14,000	13,000
20-34-756	Baseball & Softball	9,003	11,800	12,734	8,000	8,000	10,000
20-34-757	Soccer	14,217	16,075	19,728	16,136	16,000	16,000
20-34-758	Flag Football	3,587	3,826	4,800	3,203	4,000	4,000
20-34-759	Volleyball	1,455	2,040	1,317	1,061	1,500	1,500
20-34-760	Wrestling	0	0	0	940	0	500
20-34-841	Gravel Pit Fees	125,365	185,431	70,992	32,459	100,000	20,000
	Total Recreation Fee Revenue:	217,932	289,028	183,667	131,725	197,000	126,250
20-37-100	Interest Earnings	2,088	1,984	21,472	1,547	2,000	2,000
Contributions & Transfers							
20-39-470	Transfer from General Fund	70,000	75,000	83,000	0	0	134,000
20-39-800	Transfer from Recreation Impact Fees	59,869	35,971	4,313	5,030	10,000 *	10,000
20-39-900	Fund Balance to be Appropriated		0	0	233,000	159,000	122,750
							0
	Total Contributions & Transfers:	129,869	110,971	87,313	238,030	169,000	266,750
	Total Fund Revenues	349,888	401,982	292,452	371,302	368,000	395,000

RECREATION FUND

RECREATION EXPENDITURES

20-71-110	Full-time Salaries		65,000
20-71-120	Part-time Salaries		74,000
20-71-130	Employee Benefit - Retirement		13,000
20-71-131	Employee Benefit-Employer FICA		11,000
20-71-133	Employee Benefit - Work. Comp.		3,000
20-71-134	Employee Benefit - UI		0
20-71-135	Employee Benefit - Health Ins.		7,000
20-71-137	Employee Testing		500
20-71-230	Travel and Training		1,500
	<i>Charges for conferences, educational materials, & employee travel</i>		
	Utah Rec & Parks Association Conference	1,000	
	ULCT Conferences	300	
	Other	200	
20-71-240	Office Supplies and Expense		1,000
	<i>Copier Supplies, Postage, and general office supplies</i>		
20-71-241	Materials & Supplies		3,000
	<i>Towel Service</i>		
20-71-250	Equipment Supplies & Maint.		1,000
	<i>Upkeep or repair of equipment and operating supplies</i>		
	Weight Equipment		
20-71-255	Vehicle Lease		7,000
20-71-256	Fuel Expense		500
20-71-262	General Government Buildings		2,000
	<i>Upkeep of building and floor resurfacing</i>	2,000	
20-71-270	Utilities		11,000
	<i>Electricity and Natural Gas expenses</i>		
20-71-280	Telephone		5,000

20-71-350	Software Maintenance <i>Software maintenance contracts</i>		1,500
20-71-480	Basketball <i>Jr. Jazz program - 300 participants</i>		13,000
20-71-481	Baseball & Softball <i>T-ball, Coach Pitch, Machine Pitch, baseball & softball - 250 participants</i>		8,000
20-71-482	Soccer <i>Pre-kindergarten to 4th grade; 300 participants</i> <i>Soccer goals</i>	5,000 2,000	7,000
20-71-483	Flag Football <i>1st to 9th grade, co-educational - 110 participants</i>		3,000
20-71-484	Volleyball <i>Girls 3rd to 9th grade - 70 participants</i>		2,000
20-71-485	Summer Fun <i>Citizen participation end of school swim - 800 participants</i>		2,000
20-71-486	Sr Luncheon		3,000
20-71-488	Competition Basketball		14,000
20-71-489	Competition Baseball		3,000
20-71-491	Cornhole		500
20-71-492	Pickleball/ Wrestling		3,000
	Summer Camps		3,000
20-71-530	Interest Expense - Bond <i>28% Fire, 72% Recreation</i>		7,000
20-71-550	Banking Charges <i>Bank charges and fees and credit card transaction fees</i>		2,000
20-71-610	Miscellaneous		1,000
20-71-625	Cash Over and Short		0
20-71-740	Equipment <i>Rental of Exercise Equipment</i> <i>Bleachers</i> <i>Mini Fridge</i>	5,000 3,000 500	8,500
20-71-811	Sales Tax Rev Bond - Principal <i>28% Fire, 72% Recreation</i>		73,000
20-71-900	Increase in Fund Balance		0
20-71-915	Transfer to Admin Services		35,000

Account No.	Account Title	2020 - 21 Actual	2021-22 Actual	2022-23 Actual	2023-2024 Estimate	2023-2024 Budget	2024-2025 Budget
RECREATION							
20-71-110	Full-Time Employee Salaries	54,171	54,943	61,236	61,000	61,000	65,000
20-71-120	Part-time Employees Salaries	46,068	43,546	61,409	64,000	64,000	74,000
20-71-130	Employee Benefit - Retirement	10,589	10,506	11,806	12,000	12,000	13,000
20-71-131	Employee Benefit-Employer FICA	8,138	8,258	9,857	9,000	9,000	11,000
20-71-133	Employee Benefit - Work. Comp.	1,551	1,792	1,793	3,000	3,000	3,000
20-71-134	Employee Benefit - Unemployment Ins.	0	25	63	0	0	0
20-71-135	Employee Benefit - Health Ins.	6,680	6,710	5,949	11,000	11,000	7,000
20-71-137	Employee Testing	356	20	258	500	500	500
20-71-230	Travel & training	128	0	0	1,500	1,500	1,500
20-71-240	Office Supplies and Expense	1,009	959	994	1,000	1,000	1,000
20-71-241	Materials & Supplies	2,511	4,100	2,889	3,000	3,000	3,000
20-71-250	Equipment Supplies & Maint.	802	2,834	892	1,000	1,000	1,000
20-71-255	Vehicle Lease					0	7,000
20-71-256	Fuel Expense	419	10	217	500	500	500
20-71-262	General Government Buildings	0	857	650	12,041	12,000	2,000
20-71-270	Utilities	5,336	5,320	6,469	10,398	7,000	11,000
20-71-280	Telephone	3,301	4,497	4,653	4,800	4,000	5,000
20-71-350	Software Maintenance	763	802	887	1,000	1,000	1,500
20-71-480	Basketball	8,205	7,544	11,051	11,502	12,000	13,000
20-71-481	Baseball & Softball	6,627	8,414	6,651	8,000	8,000	8,000
20-71-482	Soccer	4,815	5,202	5,707	3,736	5,000	7,000
20-71-483	Flag Football	2,449	1,996	1,925	2,204	3,000	3,000
20-71-484	Volleyball	674	1,688	1,157	1,481	2,000	2,000
20-71-485	Summer Fun	150	1,073	1,000	2,000	2,000	2,000
20-71-486	Sr Luncheon	0	755	616	2,000	2,000	3,000
20-71-488	Competition Basketball	10,126	9,995	8,347	15,374	12,000	14,000
20-71-489	Competition Baseball	0	0	0	1,000	500	3,000
20-71-491	Cornhole	0	0	1,068	500	500	500
20-71-492	Pickleball/ Wrestling	0	0	1,436	3,000	3,000	3,000
	Summer Camps						3,000
20-71-530	Interest Expense	16,505	14,575	9,458	8,575	16,000	7,000
20-71-550	Banking Charges	1,094	1,923	2,081	2,240	2,000	2,000
20-71-610	Miscellaneous	815	608	573	1,500	1,500	1,000
20-71-625	Cash Over and Short	0	(0)	(2)	0	0	0
20-71-740	Equipment	1,336	6,158	5,405	10,000	10,000	8,500
20-71-811	Bond Principal	65,520	68,400	66,960	70,000	65,000	73,000
20-71-915	Transfer to Admin Svs	16,000	25,000	35,000	35,000	35,000	35,000
		276,328	298,899	331,237	373,849	371,000	395,000

Account No.	Account Title	2020 - 21 Actual	2021-22 Actual	2022-23 Actual	2023-2024 Estimate	2023-2024 Budget	2024-2025 Budget
RECREATION IMPACT FEE FUND							
Revenue							
27-37-200	Recreation Impact Fees	59,214	35,862	4,170	15,842	10,000	10,000
	Total Source: 34:	59,214	35,862	4,170	15,842	10,000	10,000
27-37-100	Interest Earnings	59	109	143	57	0	0
	Total Revenue	59,273	35,971	4,313	15,899	10,000	10,000
Contributions and Transfers							
27-39-500	Contribution From Fund Balance	0	0	0	0	0	0
	Total Contributions and Transfers	0	0	0	0	0	0
Expenditures							
27-80-800	Transfers	59,869	35,971	0	5,030	10,000	10,000
	Total Expenditures	59,869	35,971	0	5,030	10,000	10,000
	Recreation Impact Fee Fun Revenue Total	59,273	35,971	4,313	15,899	10,000	10,000
	Recreation Impact Fee Fund Expenditure Total	59,869	35,971	0	5,030	10,000	10,000
	Net Total Park Impact Fee Fund	-596	0	4,313	10,869	0	0

Account No.	Account Title	2020 - 21 Actual	2021-22 Actual	2022-23 Actual	2023-2024 Estimate	2023-2024 Budget	2024-2025 Budget
WATER UTILITY FUND							
WATER UTILITIES REVENUE							
51-37-100	Water Sales	1,562,224	1,575,799	1,612,835	1,611,866	1,650,000	1,650,000
51-37-105	Water Connection Fee	21,225	11,395	3,765	5,710	5,000	5,000
51-37-130	Penalties	41,065	33,710	42,116	42,137	42,000	42,000
Total Water Utilities Revenue:		1,624,513	1,620,904	1,658,716	1,659,713	1,697,000	1,697,000
MISCELLANEOUS							
51-34-270	Developer Payments for Improvements	2,512,451	0	0	0	0	0
51-36-100	Interest Earnings	11,915	10,341	120,366	64,743	60,000	60,000
51-36-300	Misc. Utility	25	134	0	0	0	0
51-38-900	Sundry Revenue	328	(50)	0	0	0	0
51-38-920	Gain Loss Sale of Assets	-9,428	0	0	0	0	0
Total Miscellaneous		2,515,291	10,425	120,366	64,743	60,000	60,000
CONTRIBUTIONS AND TRANSFERS							
51-38-820	Transfer from Water Impact Fd	56,432	41,161	12,332	13,500	12,000	12,000
51-38-910	Capital Contributions	111,668	44,970	408,786	0	0	0
51-39-900	Contribution from Fund Balance	0	0	0	1,521,000	1,521,000	694,000
Total Contributions and Transfers:		168,100	86,131	421,118	1,534,500	1,533,000	706,000
		4,307,904	1,717,459	2,200,200	3,258,957	3,290,000	2,463,000

WATER UTILITY

51-40-110	Full-Time Employee Salaries		162,000
51-40-120	Part-time Employee Salaries		0
51-40-130	Employee Benefit - Retirement		34,000
51-40-131	Employee Benefit-Employer FICA		13,000
51-40-133	Employee Benefit - Work. Comp.		4,000
51-40-134	Employee Benefit - UI		0
51-40-135	Employee Benefit - Health Ins.		29,000
51-40-137	Employee Testing		300
51-40-140	Uniforms		2,000
51-40-210	Books/Subscriptions/Membership		3,000
	<i>Memberships in Professional Organizations and Subscriptions</i>		
	Rural Water Users of Utah	1,300	
	APWA	50	
	AWWA	350	
	Cross-Control Certification	250	
51-40-230	Travel		4,700
	<i>Charges for conferences, educational materials, & employee travel</i>		
	Rural Water Conference	3,000	
	Backflow Technician Certification	0	
	Other local classes	1,700	
51-40-240	Office Supplies & Expense		1,000
	<i>Copier Supplies, Postage, and general office supplies</i>		
51-40-250	Equipment Supplies & Maint.		10,000
	<i>Upkeep or repair of equip. and oper. Supplies</i>		
51-40-255	Vehicle Lease		92,000
	1 Pickup (On going)	7,000	
	1 Pickup (On going)	13,000	
	Backhoe (Scheduled Replacement)	7,000	
	Dump Truck (Scheduled Replacement)	65,000	
51-40-256	Fuel Expense		10,000

51-40-260	Buildings & Grounds <i>33% of Shop building and grounds maintenance</i>		5,000
51-40-270	Water - Power & Pumping		20,000
51-40-280	Telephone and wireless		7,000
51-40-312	Professional/Technical-Engineering <i>Engineering Services including lead/copper survey General</i>		10,000
51-40-315	Professional/Technical - Auditor		0
51-40-318	Professional/Technical <i>Bond disclosure preparation and submission</i>		2,000
51-40-325	GIS/ Mapping	5,000	5,000
51-40-350	Software Maintenance <i>Software maintenance contracts</i>		11,000
	Master Meter	2,500	
	IWorQ	4,500	
	Caselle	3,500	
	Win-911	500	
	LogMeIn	0	
51-40-370	Utility Billing Services <i>% of services associated with the billing and collection of utility accounts</i>		17,000
51-40-480	Special Water Supplies <i>Testing supplies and costs to ensure water quality</i>		7,000
	Chemtech-Ford	5,500	
	Davis County Health	1,500	
51-40-481	Water Purchases <i>Culinary water purchased from Weber Basin</i>		412,000
51-40-485	Fire Hydrant/ Cla-valve Update <i>Annual replacement program - Cla-valves added this year to program</i>		65,000
51-40-490	Water O & M Charge <i>Water system supplies and maintenance.</i>		100,000
51-40-530	Interest Expense <i>Interest payment on Bond</i>		118,000

51-40-550	Banking Charges <i>Bank charges and fees and credit card transaction fees</i>		6,000
51-40-650	Depreciation		325,000
51-40-720	Meter Replacements <i>Replace 400 meters</i>		200,000
51-40-811	Bond - Principal <i>Principal payment on bond</i>		100,000
51-80-512	Contributions		0
51-40-730	Improvements other than Buildings		584,000
	1375 Line Replacement (Re-budgeted)	550,000	
	Water Rate Study (Re-budgeted)	10,000	
	CFP/IFFP/IFA Study	24,000	
51-40-740	Equipment		0
51-40-750	Vehicles		0
51-40-900	Contribution to Fund Balance		0
51-40-915	Transfer to Admin Services		104,000

WATER IMPACT FEE FUND

	Bond Payment		12,000
--	--------------	--	--------

Account No.	Account Title	2020 - 21 Actual	2021-22 Actual	2022-23 Actual	2023-2024 Estimate	2023-2024 Budget	2024-2025 Budget
WATER							
51-40-110	Full-Time Employee Salaries	97,266	78,372	131,021	116,986	129,000	162,000
51-40-120	Part-time Employee Salaries	0	0	0	0	0	0
51-40-130	Employee Benefit - Retirement	4,883	1,711	11,711	23,752	27,000	34,000
51-40-131	Employee Benefit-Employer FICA	7,189	6,569	10,773	9,286	10,000	13,000
51-40-133	Employee Benefit - Work. Comp.	2,458	1,953	3,798	4,064	5,000	4,000
51-40-134	Employee Benefit - UI	0	9	39	0	0	0
51-40-135	Employee Benefit - Health Ins.	10,437	5,709	11,476	18,669	13,000	29,000
51-40-137	Employee Testing	103	134	300	220	0	300
51-40-140	Uniforms	1,020	1,482	2,386	2,000	2,000	2,000
51-40-210	Books/Subscriptions/Membership	1,195	1,381	1,268	3,000	3,000	3,000
51-40-230	Travel & Training	3,419	2,424	3,830	4,000	4,000	4,700
51-40-240	Office Supplies & Expense	1,097	1,426	690	1,000	1,000	1,000
51-40-250	Equipment Supplies & Maint.	19,669	9,351	3,431	10,000	10,000	10,000
51-40-255	Vehicle Lease	0	0	0	104,000	84,000	92,000
51-40-256	Fuel Expense	4,913	6,355	9,335	7,453	9,000	10,000
51-40-260	Buildings & Grounds	0	0	819	0	5,000	5,000
51-40-270	Utilities	19,416	20,916	20,639	20,728	20,000	20,000
51-40-280	Telephone	2,915	5,840	7,202	7,326	4,000	7,000
51-40-312	Professional/Technical-Engineering	7,643	17,458	19,960	60,000	60,000	10,000
51-40-318	Professional/Technical	0	0	0	0	2,000	2,000
51-40-325	GIS/ Mapping	8,765	10,885	6,793	5,000	5,000	5,000
51-40-350	Software Maintenance	5,548	7,407	9,269	9,500	9,500	11,000
51-40-370	Utility Billing Services	14,030	15,900	14,597	16,829	14,000	17,000
51-40-480	Special Water Supplies	5,228	4,239	4,272	6,500	6,500	7,000
51-40-481	Water Purchases	333,392	358,143	370,766	383,203	390,000	412,000
51-40-485	Fire Hydrant/ Cla-valve Update	0	19,513	10,931	65,000	65,000	65,000
51-40-490	O & M Charge	64,359	71,474	90,063	100,000	100,000	100,000
51-40-495	Meter Replacements	90,650	103,237	195,509	200,000	200,000	200,000
51-40-530	Interest Expense	106,270	101,494	98,129	108,858	121,000	118,000
51-40-550	Banking Charges	7,055	5,570	5,892	6,000	6,000	6,000
51-40-650	Depreciation	271,838	284,699	291,359	325,000	325,000	325,000
51-40-811	Bond - Principal	95,000	95,000	0	95,000	95,000	100,000
51-40-730	Improv. Other than Buildings	2,411,016	14,260	6,401	1,404,000	1,404,000	584,000
51-40-740	Equipment	4,621	0	0	60,000	60,000	0
51-40-750	Capital Outlay - Vehicles	0	58,000	58,000	0	0	0
51-40-915	Transfer to Admin Svs	61,000	72,000	101,000	151,500	101,000	104,000
	Transfer to Reserve for Replacement						
		3,662,395	1,382,914	1,501,659	3,328,873	3,290,000	2,463,000

Account No.	Account Title	2019 - 20 Actual	2020 - 21 Actual	2021-22 Actual	2022-23 Actual	2023-2024 Estimate	2023-2024 Budget	2024-2025 Budget
WATER IMPACT FEE FUND								
Revenue								
26-37-100	Interest Earnings	3,653	522	648	4,907	3,077	2,000	2,000
26-37-200	Water Impact Fees	138,860	93,302	68,862	8,593	29,563	10,000	10,000
	Total Revenue	142,513	93,824	69,510	13,500	32,640	12,000	12,000
Contributions and Transfers								
26-39-500	Contribution From Fund Balance	0	0	0	0	0	0	0
Expenditures								
26-40-760	Projects	195,872	56,432	0	8,025	0	0	0
26-80-800	Transfers	195,873	0	41,161	4,307	13,500	12,000 *	12,000
	Contribution to Fund Balance	0	0	0	0	0	0	0
	Water Impact Fee Fund Revenue Total	142,513	93,824	69,510	13,500	32,640	12,000	12,000
	Water Impact Fee Fund Expenditure Total	391,745	56,432	41,161	12,332	13,500	12,000	12,000
	Net Total Water Impact Fee Fund	-249,232	37,392	28,349	1,168	19,140	0	0

Account No.	Account Title	2020 - 21 Actual	2021-22 Actual	2022-23 Actual	2023-2024 Estimate	2023-2024 Budget	2024-2025 Budget
SEWER UTILITY FUND							
MISCELLANEOUS REVENUE							
52-36-100	Interest Earnings	15,409	16,249	143,947	153,899	60,000	100,000
Total Miscellaneous Revenue:		15,409	16,249	143,947	153,899	60,000	100,000
SEWER UTILITIES REVENUE							
52-37-300	Sewer Sales	1,001,420	1,036,254	1,072,478	1,154,766	1,148,000	1,148,000
52-37-360	CWDIS 5% Retainage	12,271	8,803	1,365	2,835	3,000	3,000
Total Sewer Utilities Revenue:		1,013,691	1,045,057	1,073,843	1,157,601	1,151,000	1,151,000
CONTRIBUTIONS & TRANSFERS							
52-38-820	Transfer from Sewer Impact	41,497	23,863	34,037	225,000	4,000	737,000
52-38-910	Capital Contributions	38,398	55,800	287,951	0	0	0
52-38-920	Gain Loss Sale of Assets	0	0	0	0	0	0
52-39-900	Contribution from Fund Balance	0	0	0	0	0	0
Total Contributions:		79,895	79,663	321,988	225,000	4,000	737,000
		1,108,995	1,140,970	1,539,778	1,536,499	1,215,000	1,988,000

SEWER UTILITY

EXPENDITURES

52-40-110	Full-Time Employee Salaries - 1 FTE		78,000
52-40-120	Part-time Employee Salaries		0
52-40-130	Employee Benefit - Retirement		17,000
52-40-131	Employee Benefit-Employer FICA		6,000
52-40-133	Employee Benefit - Work. Comp.		2,000
52-40-134	Employee Benefit - UI		0
52-40-135	Employee Benefit - Health Ins.		30,000
52-40-140	Uniforms .85 FTE Public Works Uniform and Cleaning costs		1,000
52-40-230	Travel and Training <i>Charges for conferences, educational materials, & employee travel</i>		3,000
52-40-240	Office Supplies & Expense <i>Copier Supplies, Postage, and general office supplies</i>		1,000
52-40-250	Equipment Supplies & Maint. <i>Upkeep or repair of equip. and oper. supplies, including pump repair</i>		4,000
52-40-255	Vehicle Lease Truck & Plow (On going)		7,000
52-40-256	Fuel Expense		3,000
52-40-270	Utilities		1,000
52-40-312	Professional/Technical-Engineering		6,000
	Engineering	6,000	
	DWQ Exception	0	
	SSMP Update	0	
52-40-325	GIS/ Mapping		3,000
52-40-350	Software Maintenance <i>Software maintenance contracts</i> <i>Caselle</i>	3,000	3,000
52-40-370	Utility Billing Services <i>% of services associated with the billing and collection of utility accounts</i>		9,000
52-40-490	Sewer O & M Charge		50,000

*Sewer system supplies and maintenance.
increase cleaning*

52-40-491	Sewer Treatment Fee <i>Central Weber Sewer Improvement District charaes - 2% increase</i>		605,000
52-40-550	Banking Charges <i>Bank charges and fees and credit card transaction fees</i>		4,000
52-40-650	Depreciation		175,000
52-40-690	Projects LBA Bond Pavment	707,000	707,000
52-40-915	Transfer to Admin Services		61,000

Account No.	Account Title	2020 - 21 Actual	2021-22 Actual	2022-23 Actual	2023-2024 Estimate	2023-2024 Budget	2024-2025 Budget
SEWER UTILITY							
52-40-110	Full-Time Employee Salaries	74,090	78,966	63,054	75,072	62,000	78,000
52-40-120	Part-time Employee Salaries	0	0	0	0	0	0
52-40-130	Employee Benefit - Retirement	11,743	3,811	8,637	15,620	14,000	17,000
52-40-131	Employee Benefit-Employer FICA	5,727	5,691	4,261	5,517	5,000	6,000
52-40-133	Employee Benefit - Work. Comp.	1,999	1,835	1,610	1,714	3,000	2,000
52-40-134	Employee Benefit - UI	0	5	6	0	0	0
52-40-135	Employee Benefit - Health Ins.	12,171	16,496	25,689	26,164	28,000	30,000
52-40-140	Uniforms	510	579	756	895	1,000	1,000
52-40-230	Travel & Training	1,118	1,764	2,018	3,000	3,000	3,000
52-40-240	Office Supplies & Expense	1,104	1,426	635	818	1,500	1,000
52-40-250	Equipment Supplies & Maint.	1,652	3,721	924	2,362	4,000	4,000
52-40-255	Vehicle Lease	0	0	0	8,000	8,000	7,000
52-40-256	Fuel Expense	1,282	2,270	2,422	2,533	2,500	3,000
52-40-270	Utilities	612	305	228	600	1,000	1,000
52-40-312	Professional/Technical-Engin	6,801	848	370	1,712	6,000	6,000
52-40-325	GIS/ Mapping	2,351	1,798	8,213	3,338	3,000	3,000
52-40-350	Software Maintenance	2,289	3,407	2,660	2,841	3,000	3,000
52-40-370	Utility Billing Services	9,800	11,104	10,180	11,171	9,000	9,000
52-40-490	O & M Charge	18,942	16,802	44,469	49,438	50,000	50,000
52-40-491	Sewer Treatment Fees	478,308	486,699	523,761	549,645	593,000	605,000
52-40-550	Banking Charges	3,615	3,649	3,883	3,440	4,000	4,000
52-40-650	Depreciation	146,802	148,357	160,814	175,000	175,000	175,000
52-40-690	Projects	15,000	6,246	30,260	297,817	90,000	707,000
52-40-915	Transfer to Admin Svs	41,600	43,000	61,000	61,000	61,000	61,000
	Increase in Fund Balance				0	0	212,000
		837,516	838,779	955,849	1,297,695	1,127,000	1,988,000

Account No.	Account Title	2019 - 20 Actual	2020 - 21 Actual	2021-22 Actual	2022-23 Actual	2023-2024 Estimate	2023-2024 Budget	2024-2025 Budget
SEWER IMPACT FEE FUND								
Revenue								
21-37-100	Interest Earnings	10,894	3,296	3,736	32,560	31,086	3,000	10,000
21-37-200	Sewer Impact Fees	328,496	214,110	126,119	19,065	58,129	20,000	20,000
	Total Revenue	339,390	217,406	129,855	51,625	89,215	23,000	30,000
Contributions and Transfers								
21-39-500	Contribution From Fund Balance	0	0	0	0	0	0	707,000
	Total Contributions and Transfers	0	0	0	0	0	0	707,000
Expenditures								
21-40-490	Sewer Impact Fee Projects	0	0	0	0	0	0	0
21-40-760	Transfer to Sewer Fund	170,872	41,497	0	9,364	4,000	4,000 *	737,000
	Contribution to Fund Balance					0	185,000	0
	Total Expenditures	170,872	41,497	0	9,364	4,000	189,000	737,000
	Sewer Impact Fee Fund Revenue Total	339,390	217,406	129,855	51,625	89,215	23,000	737,000
	Sewer Impact Fee Fund Expenditure Total	170,872	41,497	0	9,364	4,000	189,000	737,000
	Net Total Sewer Impact Fee Fund	168,519	175,909	129,855	42,260	85,215	(166,000)	0

Account No.	Account Title	2020 - 21 Actual	2021-22 Actual	2022-23 Actual	2023-2024 Estimate	2023-2024 Budget	2024-2025 Budget
SANITATION UTILITY FUND							
MISCELLANEOUS REVENUE							
53-36-100	Interest Earnings	2,244	2,217	19,506	17,532	10,000	15,000
Total Miscellaneous Revenue:		2,244	2,217	19,506	17,532	10,000	15,000
SANITATION UTILITIES REVENUE							
53-37-700	Sanitation Fees	500,257	519,805	540,026	557,532	546,000 *	579,000
Total Sanitation Utilities Revenue:		500,257	519,805	540,026	557,532	546,000	579,000
MISCELLANEOUS							
53-38-920	Gain Loss Sale of Assets	0	0	0	0	0	0
53-39-500	Contribution from Fund Balance	0	0	0	0	0	0
Total Miscellaneous:		0	0	0	0	0	0
		502,501	522,022	559,533	575,064	556,000	594,000

SANITATION UTILITY

53-40-110	Full-Time Employee Salaries - 0 FTE	0
53-40-120	Part-time Employee Salaries	0
53-40-130	Employee Benefit - Retirement	0
53-40-131	Employee Benefit-Employer FICA	0
53-40-133	Employee Benefit - Work. Comp.	0
53-40-134	Employee Benefit - UI	0
53-40-135	Employee Benefit - Health Ins.	0
53-40-140	Uniforms	0
53-40-240	Office Supplies & Expense	0
53-40-250	Equipment Supplies & Maint. <i>Purchase of 300 garbage cans Recycling cans?</i>	23,000 ?
53-40-255	Vehicle Lease	0
53-40-350	Software Maintenance <i>Software maintenance contracts</i>	3,000
53-40-370	Utility Billing Services <i>% of services associated with the billing and collection of utility accounts</i>	4,000
53-40-492	Sanitation Fee Charges <i>Collection and disposal fees (6% increase)</i>	506,000
53-40-550	Banking Charges Bank charges and fees and credit card transaction fees	2,000
53-40-650	Depreciation	0
53-40-915	Transfer to Admin Services	38,000
53-40-900	Contribution to Fund Balance	18,000

Account No.	Account Title	2020 - 21 Actual	2021-22 Actual	2022-23 Actual	2023-2024 Estimate	2023-2024 Budget	2024-2025 Budget
SANITATION UTILITY							
53-40-110	Full-Time Employee Salaries	3,895	1,622	0	0	0	0
53-40-120	Part-time Employee Salaries	0	0	0	0	0	0
53-40-130	Employee Benefit - Retirement	(985)	295	0	0	0	0
53-40-131	Employee Benefit-Employer FICA	323	128	0	0	0	0
53-40-133	Employee Benefit - Work. Comp.	88	39	0	0	0	0
53-40-134	Employee Benefit - UI	0	0	0	0	0	0
53-40-135	Employee Benefit - Health Ins.	887	378	0	0	0	0
53-40-140	Uniforms	0	0	0	0	0	0
53-40-250	Equipment Supplies & Maint.	106	38,365	0	42,534	44,000	23,000
53-40-280	Telephone	53	40	0	0	0	0
53-40-350	Software Maintenance	2,289	2,334	2,587	2,541	3,000	3,000
53-40-370	Utility Billing Services	4,306	4,898	4,587	5,186	4,000	4,000
53-40-492	Sanitation Fee Charges	377,257	442,864	446,973	489,266	477,000	506,000
53-40-550	Banking Charges	1,728	1,743	1,851	1,925	2,000	2,000
53-40-915	Transfer to Admin Services	27,500	36,000	38,000	38,000	38,000	38,000
53-40-900	Contribution to Fund Balance	0	0	0	9,000	9,000	18,000
		417,448	528,704	493,997	588,451	577,000	594,000

Account No.	Account Title	2020 - 21 Actual	2021-22 Actual	2022-23 Actual	2023-2024 Estimate	2023-2024 Budget	2024-2025 Budget
STORM DRAIN							
MISCELLANEOUS REVENUE							
54-33-400	State Grants	0	0	0	0	0	0
54-36-100	Interest Earnings	1,379	1,995	22,221	42,756	10,000	20,000
Total Miscellaneous Revenue:		1,379	1,995	22,221	42,756	10,000	20,000
STORM DRAIN UTILITIES REVENUE							
54-37-450	Storm Drain Revenue	199,398	204,208	522,449	561,375	555,000 *	572,000
Total Storm Drain Utilities Revenue:		199,398	204,208	522,449	561,375	555,000	572,000
54-34-270	Developer Pmts for Improvements	506	0	0	0	0	0
54-38-910	Capital Contributions	472,016	12,528	306,001	0	0	0
Total Contributions:		472,522	12,528	306,001	0	0	0
CONTRIBUTIONS AND TRANSFERS							
54-38-600	Transfer from Impact Fees	0	0	0	43,000	0	20,000
54-39-500	Contribution From Fund Bal	0	0	0	0	0	0
Total Contributions and Transfers		0	0	0	43,000	0	20,000
		673,300	218,731	850,671	647,131	565,000	612,000

STORM Drain

EXPENDITURES

54-40-110	Full-time Employee Salaries	72,000
54-40-120	Part-time Employee Salaries	0
54-40-130	Employee Benefit - Retirement	16,000
54-40-131	Employee Benefit-Employer FICA	6,000
54-40-133	Employee Benefit - Work. Comp.	2,000
54-40-134	Employee Benefit - UI	0
54-40-135	Employee Benefit - Health Ins.	30,000
54-40-140	Uniforms .5 FTE Public Works Uniform and Cleaning costs	1,000
54-40-230	Travel and Training <i>Charges for conferences, educational materials, & employee travel</i>	1,000
	State Certifications	500
	Training on new regulations	500
54-40-250	Equipment Supplies & Maint. <i>Upkeep or repair of equip. and oper. Supplies</i>	1,200
54-40-255	Vehicle Lease Truck & Plow HD (Scheduled Replacement)	8,000
54-40-256	Fuel Expense	1,600
54-40-260	Grounds Maintenance <i>Maintenance of Detention Basins by Parks Dept.</i>	80,000
54-40-270	Storm Drain - Power & Pumping	300
54-40-312	Professional/Technical-Engineering <i>Engineering Services</i>	1,000
54-40-315	Professional/Technical - Auditor	0
54-40-325	GIS/ Mapping	4,900
54-40-331	Promotion - Storm Drain <i>Payment to Davis County Storm Drain for education of communication</i>	1,200
54-40-350	Software Maintenance <i>Software maintenance contracts</i>	4,800

54-40-370	Utility Billing Services <i>% of services associated with the billing and collection of utility accounts</i>	3,000
54-40-493	Storm Drain O & M <i>Cleaning of drains, ponds, and boxes</i>	30,000
54-40-550	Banking Charges <i>Bank charges and fees and credit card transaction fees</i>	1,000
54-40-650	Depreciation	225,000
54-40-690	Projects	0
54-40-915	Transfer to Admin Services	43,000
54-40-900	Addition to Fund Balance	0

Account No.	Account Title	2020 - 21 Actual	2021-22 Actual	2022-23 Actual	2023-2024 Estimate	2023-2024 Budget	2024-2025 Budget
STORM DRAIN							
54-40-110	Full-Time Employee Salaries	27,831	34,264	57,029	57,858	59,000	72,000
54-40-120	Part-time Employee Salaries	0	0	0	0	0	0
54-40-130	Employee Benefit - Retirement	737	1,718	11,464	12,013	13,000	16,000
54-40-131	Employee Benefit-Employer FICA	1,957	2,516	4,020	4,237	5,000	6,000
54-40-133	Employee Benefit - Work. Comp.	846	930	1,514	1,249	2,000	2,000
54-40-134	Employee Benefit - UI	0	5	6	0	0	0
54-40-135	Employee Benefit - Health Ins.	10,312	15,628	25,685	26,157	28,000	30,000
54-40-140	Uniforms	510	579	756	1,000	1,000	1,000
54-40-230	Travel and Training	1,250	0	(40)	1,000	1,000	1,000
54-40-250	Equipment Supplies & Maintenance	510	0	1,123	1,200	1,200	1,200
54-40-255	Vehicle Lease	0	0	0	10,000	10,000	8,000
54-40-256	Fuel Expense	935	1,562	1,366	1,500	1,500	1,600
54-40-260	Grounds Maintenance	0	0	80,000	80,000	80,000	80,000
54-40-270	Utilities	0	0	0	300	300	300
54-40-312	Professional/Technical-Enginr	28,046	6,944	393	1,000	1,000	1,000
54-40-325	GIS/ Mapping	6,121	2,763	1,793	5,276	4,000	4,900
54-40-331	Promotions	0	0	1,126	1,257	1,200	1,200
54-40-350	Software Maintenance	4,689	4,807	5,060	2,841	4,800	4,800
54-40-370	Utility Billing Services	2,144	2,429	2,227	2,700	2,000	3,000
54-40-493	Storm Drain O & M	506	23,535	26,244	30,000	30,000	30,000
54-40-550	Banking Charges	824	831	880	939	1,000	1,000
54-40-650	Depreciation	188,991	221,126	230,442	225,000	225,000	225,000
54-40-690	Projects	20,343	31,664	6,293	40,000	40,000	0
54-40-915	Transfer to Admin Services	21,000	26,000	43,000	64,500	43,000	43,000
54-40-900	Addition to Fund Balance	0	0	0	16,000	16,000	79,000
		317,551	377,299	500,379	586,028	570,000	612,000

Account No.	Account Title	2020 - 21 Actual	2021-22 Actual	2022-23 Actual	2023-2024 Estimate	2023-2024 Budget	2024-2025 Budget
STORM DRAIN IMPACT FEE							
Revenue							
22-37-100	Interest Earnings	1,016	91	548	0	0	0
22-37-200	Storm Drain Impact Fees	33,915	34,505	15,674	42,986	15,000	20,000
	Total Revenue	34,931	34,596	16,222	42,986	15,000	20,000
Contributions and Transfers							
22-39-500	Contribution From Fund Balance	0	0	0	0	0	0
	Total Contributions and Transfers	0	0	0	0	0	0
Expenditures							
22-40-690	Projects	0	0	0	0	0	0
22-80-800	Transfers	55,726	34,596	16,222	42,986	5,000 *	20,000
	Contribution to Fund Balance					10,000	0
	Total Expenditures	55,726	34,596	16,222	42,986	15,000	20,000
	Storm Drain Impact Fee Fund Revenue Total	34,931	34,596	16,222	42,986	15,000	20,000
	Storm Drain Impact Fee Fund Expenditure Total	55,726	34,596	16,222	42,986	15,000	20,000
	Net Total Storm Drain Impact Fee Fund	(20,795)	0	0	0	0	0

* Existing Capacity Repay

Account No.	Account Title	2020 - 21 Actual	2021-22 Actual	2022-23 Actual	2023-2024 Estimate	2023-2024 Budget	2024-2025 Budget	0
TRANSPORTATION UTILITY								
MISCELLANEOUS REVENUE								
56-36-100	Interest Earnings	1,738	1,237	25,629	17,918	8,000	15,000	
Total Miscellaneous Revenue:		1,738	1,237	25,629	17,918	8,000	15,000	
TRANSPORTATION UTILITY REVENUE								
56-31-305	Transportation - Local Option	124,807	137,630	148,459	97,541	110,000	100,000	
56-33-560	Class "C" Road Fund Allotment	80,000	80,000	0	80,000	80,000	80,000	
56-34-270	Developer Pmts for Improv	76,228	0	0	130,029	186,000	0	
56-37-800	Transportation Utility Fee	430,315	440,707	460,185	465,055	450,000	460,000	
Total Transportation Utility Revenue:		711,350	658,336	608,644	772,625	826,000	640,000	
CONTRIBUTIONS AND TRANSFERS								
	Contribution From Fund Balance	0	0	0	0	0	0	
56-39-500	Contribution From Fund Bal - Class C	0	0	0	0	0	0	
Total Contributions and Transfers		0	0	0	0	0	0	
		713,088	659,574	634,273	790,543	834,000	655,000	

Transportation Utility Fund

56-76-312	Professional & Tech. - Engineer	18,000
56-76-424	Curb , Gutter, & Sidewalk Repair	15,000
56-76-730	Street Projects	34,000
	New Subdivision chip seal (paid by developers)	0
	Street Scan software for streets and sidewalks - yearly maint	4,000

Account No.	Account Title	2020 - 21 Actual	2021-22 Actual	2022-23 Actual	2023-2024 Estimate	2023-2024 Budget	2024-2025 Budget
TRANSPORTATION UTILITY							
56-76-312	Professional & Tech. - Enginr	27,158	13,409	5,310	17,224	18,000	18,000
56-76-410	Special Highway Supplies	0	0	0	0	0	0
56-76-424	Curb , Gutter, & Sidewalk Repair	14,000	11,761	40	250,000	250,000	15,000
56-76-730	Street Projects	507,919	633,481	245,866	1,043,029	1,199,000	34,000
56-76-990	Contribution to Fund Balance	0	0	0	0	0	588,000
		549,077	658,651	251,216	1,310,252	1,467,000	655,000

Account No.	Account Title	2020 - 21 Actual	2021-22 Actual	2022-23 Actual	2023-2024 Estimate	2023-2024 Budget	2024-2025 Budget
FLEET MANAGEMENT							
FLEET MANAGEMENT REVENUE							
60-34-981	Interfund Charge - Admin	0	2,000	0	0	0	0
60-34-982	Interfund Charge - Fire	0	115,000	185,000	185,000	185,000	299,000
60-34-983	Interfund Charge - Comm. Svs.	0	5,000	7,000	15,000	15,000	7,000
60-34-984	Interfund Charge - Streets	0	47,000	47,000	7,000	7,000	15,000
60-34-985	Interfund Charge - Parks	0	25,000	61,000	71,000	71,000	91,000
60-34-986	Interfund Charge - Recreation	0	3,000	3,000	5,000	5,000	7,000
60-34-987	Interfund Charge - Water	0	58,000	58,000	104,000	84,000	92,000
60-34-988	Interfund Charge - Sewer	0	6,000	6,000	8,000	8,000	7,000
60-34-989	Interfund Charge - Storm Drain	0	6,000	6,000	10,000	10,000	8,000
Total Transportation Utility Revenue:		0	267,000	373,000 #	405,000 #	385,000	526,000
CONTRIBUTIONS AND TRANSFERS							
Contribution From Fund Balance		0	0	0	0	0	0
Total Contributions and Transfers		0	0	0 #	0	0	0
MISCELLANEOUS REVENUE							
60-36-400	Sale of Assets	0	4,500	124,700	6,205	0	0
60-36-100	Interest Earnings	0	602	11,292	12,536	7,000	11,000
Total Miscellaneous Revenue:		0	5,102	135,992	18,741	7,000	11,000
		0	272,102	508,992	423,741	392,000	537,000

FLEET MANAGEMENT NARRATIVE


60-60-740	Machinery & Equipment		0
		0	
60-60-960	Capital Leases - Equipment		396,000
	<u>Existing</u>		
	2022 Ford F-350 PW Director - 1-ton Truck (PW-1)	8,000	
	2022 Ford F-350 Storm - 1-ton Truck (PW-2)	8,000	
	2022 Ford F-350 Sewer - 1-ton Truck and plow (PW-3)	7,000	
	2022 Ford F-350 Parks - 1-ton Truck and plow (PW-4)	8,000	
	2022 Toyota Tundra Water - 1-ton Truck (PW-6)	7,000	
	2022 Ford F-250 Streets - 1-ton Truck (PW-12)	7,000	
	2023 Ford F-550 Parks - 1-ton Truck (PW-13)	17,000	
	2023 Ford F-550 Water - 1-ton Truck (PW-14)	13,000	
	2022 Ferris 72" Mower (Parks-3)	9,000	
	2022 Ferris 72" Mower (Parks-4)	9,000	
	2023 TORO 144" Mower (Parks-5)	18,000	
	2022 Ram 2500 4X4 -Fire (BC-1)	17,000	
	2022 Ram 2500 4X4- Fire (Medic-1)	29,000	
	2022 Ford F-550 Crew Cab 4x4 - (FD-3 Brush-1)	22,000	
	2022 Ford F-550 Crew Cab 4x4 - (FD-4 Brush-2)	22,000	
	BK Radios-Fire Base units and handheld - (FD)	11,000	
	2023 Ford F-150 Supercrew - Community Services (CS-1)	7,000	
	2023 Polaris Ranger - Recreation (Rec-1)	7,000	
	Water - Dump Truck and plow	65,000	
	Water - Backhoe	7,000	
	Fire - Ambulance (Reserve for next)	4,000	
	<u>Rotations for 2025</u>		
	Parks Truck (Adam)	14,000	
	Parks Truck (Nate)	16,000	
	PW Truck (Mark L)		
	PW Truck Storm Drain (Corey)		
	PW Truck Sewer (Mark J)		
	PW Truck Parks (Chay)		
	PW Truck Water (Bryan)		
	PW Truck Streets (Zach)		
	Fire Brush Truck		
	Fire Brush Truck		
	Fire Medic Truck		
	Fire Medic Truck		
	<u>New for 2025</u>		
	Large Apparatus		
	Side by Side-Purchase	64,000	
60-60-990	Contribution to Fund Balance		0

Account No.	Account Title	2020 - 21 Actual	2021-22 Actual	2022-23 Actual	2023-2024 Estimate	2023-2024 Budget	2024-2025 Budget
FLEET MANAGEMENT							
60-60-740	Machinery & Equipment	0	0	0	0	0	0
60-60-960	Capital Leases - Equipemnt	0	0	0	301,000	301,000	396,000
	Increase to Large Apparatus Reserve					91,000	130,000
60-60-990	Contribution to Fund Balance	0	0	0	0	0	0
		0	0	0	301,000	392,000	526,000

Budget Workshop

April 2024

Budget Summary FY 2025



FLEET SUMMARY

VEHICLES TO ROTATE:	Current Lease:	New Lease:
PW Truck 5500	New Parks Employee	\$16,000
PW Truck 3500	New Parks Employee	\$14,000
PWTruck F350		\$8,000
PW Truck F350		\$8,000
PWTruck F350		\$7,000
PW Truck F350		\$8,000
PW Truck Tundra		\$7,000
PW Truck F250		\$7,000
Fire Brush Truck 2022		\$22,000
Fire Brush Truck 2022		\$22,000
Fire Medic Truck 2022		\$29,000
Fire Medic Truck 2022		\$17,000
NEW VEHICLES:	Cost:	
Side by Side (Purchase or Lease)		\$64,000
Large Apparatus Reserve		\$130,000

Property Tax Rate Position
Hold the rate

EMPLOYEE WAGES

2025 Utility Rate Summary
Future Rate Study for Water, Sewer, and TUF 3% Storm Drain increase 6% Sanitation increase

Budget Assumption
Property Tax revenue up 5%

Budget Assumption
Sales Tax Increase \$61,000

Budget Assumption
Wildland Program moves forward

SUPPLEMENTAL BUDGET REQUEST	DEPARTMENT	AMOUNT
Events	Community Services	\$2,000
Side by Side	Fire	\$64,000
Replace 2002 and 2010 Trailers	Parks	\$7,500
Playground Equipment for Cedar Cove	Capital Projects	\$49,000
Cameras at Cherry Farms & Train Station	Capital Projects	\$40,000

PROJECTS FOR 2025

ENTERPRISE

Sewer

- PW Facility Bond Payment

TOTAL BUDGET EXPENSES

FY 24 Budget

12,991,500

FY 25 Budget

12,910,000

South Weber City Budget




Total Budget Expenses	FY 24 Budget	FY 25 Budget	Difference
	12,991,500	12,910,000	-0.63%
General Fund	4,158,500	4,312,000	3.69%
Recreation	371,000	395,000	6.47%
Capital Projects	614,000	497,000	-19.06%
Water	3,290,000	2,463,000	-25.14%
Sewer	1,127,000	1,988,000	76.4%
Sanitation	577,000	594,000	2.95%
Storm Drain	570,000	612,000	7.37%
Transportation Utility	1,467,000	655,000	-55.35%
Sewer Impact	189,000	737,000	289.95%
Storm Drain Impact	15,000	20,000	33.33%
Park Impact	11,000	41,000	272.73%
Road Impact	186,000	45,000	-75.81%
Water Impact	12,000	12,000	0.00%
Recreation Impact	10,000	10,000	0.00%
Public Safety Impact	2,000	3,000	50%
Fleet Management	392,000	526,000	34.18%

Major Changes



South Weber City Budget



TOTAL GENERAL FUND EXPENSES	FY 24 Budget 4,158,500	FY 25 Budget 4,312,000	Difference 3.69%
Legislative	68,000	66,000	-2.94%
Judicial	48,000	54,000	12.50%
Administration	1,038,000	1,036,000	-0.19%
Public Safety	331,000	373,000	12.69%
Fire	1,137,000	1,168,000	2.73%
Community Services	483,300	518,000	7.18%
Streets	492,200	519,000	5.44%
Parks	561,000	578,000	3.03%

Departments Using Fund Balance

FUND	FUND BALANCE BEING USED
Capital Projects	\$112,000
Capital Projects	\$96,000 Rap Tax
Recreation	\$134,000 General Fund
	\$122,750 Recreation Fund
Water	\$694,000
Sewer Impact Fee	\$707,000

Budget Decisions

Recreation Revenue
Options

Hold the Rate for an
Increase

Quint

Merit/COLA

Fire Side by Side

Recycling

Fleet Rotation

Fleet Rotation Option 1




3-Year Rotation				5-year Rotation				20-Year Rotation			
Trucks	PW	2022 Ford F-350	FY 2024-2025	Trucks	PW	2023 Wheel Loader	FY 2027-2028	Trucks	Fire	Yellow Fire Truck (1995)	FY 2027-2028
	Sewer	2022 Ford F-350	FY 2024-2025						Fire	Cab Over Fire Truck (2018)	FY 2037-2038
	Parks	2022 Ford F-350	FY 2024-2025	Equipment	PW	2024 Backhoe	FY 2028-2029				
	Parks	2022 Ford F-350	FY 2024-2025		PW	Bobtail Dump Truck/Plow	FY 2028-2029				
	PW	2022 Toyota Tundra	FY 2024-2025		Parks	2017 Ford F-550 Truck, Plow	FY 2028-2029				
	Streets	2022 Ford F-250	FY 2024-2025		PW	2019 Dump/Plow Bobtail	FY 2028-2029				
	Fire	2022 Ford F-550	FY 2024-2025								
	Fire	2022 Ford F-550	FY 2024-2025								
	Fire	2022 Ram 2500	FY 2024-2025								
Fire	2022 Ram 2500	FY 2024-2025									
								Use until end of lifetime			
Trucks	Parks	2023 Ford F-550	FY 2025-2026					Trucks	Fire	Toyota Camry LE	
	Water	2023 Ford F-550	FY 2025-2026						Fire	2015 Ford F-450(Amb#1)	
	Comm Serv	2023 Ford F-150	FY 2025-2026						Fire	2015 Ford F-450(Amb #2)	
	Rec	2023 Polaris Ranger	FY 2025-2026					Equipment	PW	2020 John Deere Tractor	
									PW	Trailer-Jack Hammer Compressor	
									PW	2011 Enclosed Trailer-Pace American	
									PW	2002 Flat Bed Mower Trailer-TJ Trailer	
									PW	2010 Flat Bed Trailer-Big Tex	
Equipment	Parks	2022 Ferris Mower	FY 2025-2026						PW	1998 semi (building)	
	Parks	2022 Ferris Mower	FY 2025-2026						PW	Cub Cadet Tiller (3)	
									PW	Push Lawn Mower	
Equipment	Parks	2023 TORO Mower	FY 2026-2027						PW	2015 Ferris Mower	
									Fire	Hazmat Trailer	
Trucks	Parks	2024 Ram 3500	FY 2027-2028								
	Parks	2024 Ram 5500	FY 2027-2028								

Fleet Rotation Option 2



3-Year Rotation				5-Year Rotation				20-Year Rotation																																																
Trucks	Sewer	2022 Ford F-350	FY 2024-2025	Trucks	PW	2023 Wheel Loader	FY 2027-2028	Trucks	Fire	Yellow Fire Truck (1995)	FY 2027-2028																																													
	Parks	2022 Ford F-350	FY 2024-2025							Fire	Cab Over Fire Truck (2018)	FY 2037-2038																																												
	Parks	2022 Ford F-350	FY 2024-2025	Equipment	PW	2024 Backhoe	FY 2028-2029																																																	
	Fire	2022 Ford F-550	FY 2024-2025		PW	Bobtail Dump Truck/Plow	FY 2028-2029																																																	
	Fire	2022 Ford F-550	FY 2024-2025		Parks	2017 Ford F-550 Truck, Plow	FY 2028-2029																																																	
	Fire	2022 Ram 2500	FY 2024-2025		PW	2019 Dump/Plow Bobtail	FY 2028-2029																																																	
	Fire	2022 Ram 2500	FY 2024-2025																																																					
Trucks	PW	2022 Ford F-350	FY 2025-2026					<table border="1"> <thead> <tr> <th colspan="4">Use until end of lifetime</th> </tr> </thead> <tbody> <tr> <td rowspan="3">Trucks</td> <td>Fire</td> <td>Toyota Camry LE</td> <td></td> </tr> <tr> <td>Fire</td> <td>2015 Ford F-450(Amb#1)</td> <td></td> </tr> <tr> <td>Fire</td> <td>2015 Ford F-450(Amb #2)</td> <td></td> </tr> <tr> <td rowspan="11">Equipment</td> <td>PW</td> <td>2020 John Deere Tractor</td> <td></td> </tr> <tr> <td>PW</td> <td>Trailer-Jack Hammer Compressor</td> <td></td> </tr> <tr> <td>PW</td> <td>2011 Enclosed Trailer-Pace American</td> <td></td> </tr> <tr> <td>PW</td> <td>2002 Flat Bed Mower Trailer-TJ Trailer</td> <td></td> </tr> <tr> <td>PW</td> <td>2010 Flat Bed Trailer-Big Tex</td> <td></td> </tr> <tr> <td>PW</td> <td>1998 semi (building)</td> <td></td> </tr> <tr> <td>PW</td> <td>Cub Cadet Tiller (3)</td> <td></td> </tr> <tr> <td>PW</td> <td>Push Lawn Mower</td> <td></td> </tr> <tr> <td>PW</td> <td>2015 Ferris Mower</td> <td></td> </tr> <tr> <td>Fire</td> <td>Hazmat Trailer</td> <td></td> </tr> </tbody> </table>				Use until end of lifetime				Trucks	Fire	Toyota Camry LE		Fire	2015 Ford F-450(Amb#1)		Fire	2015 Ford F-450(Amb #2)		Equipment	PW	2020 John Deere Tractor		PW	Trailer-Jack Hammer Compressor		PW	2011 Enclosed Trailer-Pace American		PW	2002 Flat Bed Mower Trailer-TJ Trailer		PW	2010 Flat Bed Trailer-Big Tex		PW	1998 semi (building)		PW	Cub Cadet Tiller (3)		PW	Push Lawn Mower		PW	2015 Ferris Mower		Fire	Hazmat Trailer	
	Use until end of lifetime																																																							
	Trucks	Fire	Toyota Camry LE																																																					
		Fire	2015 Ford F-450(Amb#1)																																																					
		Fire	2015 Ford F-450(Amb #2)																																																					
	Equipment	PW	2020 John Deere Tractor																																																					
		PW	Trailer-Jack Hammer Compressor																																																					
PW		2011 Enclosed Trailer-Pace American																																																						
PW		2002 Flat Bed Mower Trailer-TJ Trailer																																																						
PW		2010 Flat Bed Trailer-Big Tex																																																						
PW		1998 semi (building)																																																						
PW		Cub Cadet Tiller (3)																																																						
PW		Push Lawn Mower																																																						
PW		2015 Ferris Mower																																																						
Fire		Hazmat Trailer																																																						
Streets		2022 Ford F-250	FY 2025-2026																																																					
PW	2022 Toyota Tundra	FY 2025-2026																																																						
Parks	2023 Ford F-550	FY 2025-2026																																																						
Water	2023 Ford F-550	FY 2025-2026																																																						
Comm Serv	2023 Ford F-150	FY 2025-2026																																																						
Rec	2023 Polaris Ranger	FY 2025-2026																																																						
Equipment	Parks	2022 Ferris Mower	FY 2025-2026																																																					
	Parks	2022 Ferris Mower	FY 2025-2026																																																					
Equipment	Parks	2023 TORO Mower	FY 2026-2027																																																					
Trucks	Parks	2024 Ram 3500	FY 2027-2028																																																					
	Parks	2024 Ram 5500	FY 2027-2028																																																					

Fleet Rotation Option 3



3-Year Rotation				5-Year Rotation				20-Year Rotation			
Trucks	Sewer	2022 Ford F-350	FY 2024-2025	Trucks	PW	2023 Wheel Loader	FY 2027-2028	Trucks	Fire	Yellow Fire Truck (1995)	FY 2027-2028
	Parks	2022 Ford F-350	FY 2024-2025							Fire	Cab Over Fire Truck (2018)
	Fire	2022 Ford F-550	FY 2024-2025	Equipment	PW	2024 Backhoe	FY 2028-2029				
	Fire	2022 Ford F-550	FY 2024-2025		PW	Bobtail Dump Truck/Plow	FY 2028-2029				
	Fire	2022 Ram 2500	FY 2024-2025		Parks	2017 Ford F-550 Truck, Plow	FY 2028-2029				
	Fire	2022 Ram 2500	FY 2024-2025		PW	2019 Dump/Plow Bobtail	FY 2028-2029				
Trucks	PW	2022 Ford F-350	FY 2025-2026					Use until end of lifetime			
	Parks	2022 Ford 2025	FY 2025-2026					Trucks	Fire	Toyota Camry LE	
	Parks	2023 Ford F-550	FY 2025-2026						Fire	2015 Ford F-450(Amb#1)	
	Water	2023 Ford F-550	FY 2025-2026						Fire	2015 Ford F-450(Amb #2)	
	Comm Serv	2023 Ford F-150	FY 2025-2026					Equipment	PW	2020 John Deere Tractor	
	Rec	2023 Polaris Ranger	FY 2025-2026						PW	Trailer-Jack Hammer Compressor	
Equipment	Parks	2022 Ferris Mower	FY 2025-2026						PW	2011 Enclosed Trailer-Pace American	
	Parks	2022 Ferris Mower	FY 2025-2026						PW	2002 Flat Bed Mower Trailer-TJ Trailer	
									PW	2010 Flat Bed Trailer-Big Tex	
Trucks	PW	2022 Toyota Tundra	FY 2026-2027						PW	1998 semi (building)	
	Streets	2022 Ford F-250	FY 2026-2027						PW	Cub Cadet Tiller (3)	
Equipment	Parks	2023 TORO Mower	FY 2026-2027					PW	Push Lawn Mower		
								PW	2015 Ferris Mower		
								Fire	Hazmat Trailer		
Trucks	Parks	2024 Ram 3500	FY 2027-2028								
	Parks	2024 Ram 5500	FY 2027-2028								

Cash Summary

Unrestricted Fund Balances June 2023

General Fund	\$1,317,908
Capital Fund	\$1,188,094
Recreation Fund	\$537,177
Fire Fleet Fund	\$300,668
TUF Fund	\$873,198
Water Fund	\$3,039,034
Sewer Fund	\$4,096,728
Sanitation Fund	\$543,357
Storm Drain Fund	\$724,057

Cash On Hand December 2023

PTIF - \$14,449,758
ZIONS - \$938,236

Restricted Fund Balances June 2023

ARPA	\$498,464
RAP Tax	\$93,083
Class "C" Road	\$801,216
Road Impact Fee	\$263,258
Water Impact Fee	\$120,182
Sewer Impact Fee	\$841,175

Large Apparatus Rotation

Engine



20 year life

Philosophy

Save money each year to purchase (\$130K)

Ladder Truck/Quint



Frontline 10 years
Backline 10 years

Order early according to build time

By The Numbers

Desired Delivery Date = Fall 2028 (FY29)

Current Build Time = 3-4 years

Order Date = Fall 2024

Current Price = \$1.3M

Current Saved (End of FY24) = \$391K

Addt'l Amount to Save over 5 FYs (25-29) = \$909K



Getting to \$909K

Annual

One Time Money = \$0

FY25-29 Annual = \$182K

	Annual	Fund Balance	Remaining
Start		300	1300
FY24	91	391	909
FY25	182	573	727
FY26	182	755	545
FY27	182	937	363
FY28	182	1119	181
FY29	182	1301	-1

Hybrid

One Time ARPA/FB = \$259K

FY25-29 Annual = \$130K

	Annual	Fund Balance	Remaining
Start		559	1300
FY24	91	650	650
FY25	130	780	520
FY26	130	910	390
FY27	130	1040	260
FY28	130	1170	130
FY29	130	1300	0

Infusion

One Time ARPA/FB = \$500K

FY25-29 Annual = \$82K

	Annual	Fund Balance	Remaining
Start		800	1300
FY24	91	891	409
FY25	82	973	327
FY26	82	1055	245
FY27	82	1137	163
FY28	82	1219	81
FY29	82	1301	-1

Ongoing FY30+ Annual = \$130K