


INSTRUCTIONS FOR COMPLETING THE LEAD SERVICE LINE SURVEY

1. Find your water shutoff valve in your home or place of business.
2. Determine what type of pipe material is coming into your home (see photos and characteristics below).
3. While your camera app is still open, point your phone toward the Survey QR Code. (Yellow accent lines should appear on your screen and a yellow text box that says "surveymonkey.com")
4. Touch your finger to the surveymonkey text box and your phone should automatically open the lead service line survey.
5. Fill in the survey blanks as best as you can.
6. When asked to upload a photo of your service, Click the "choose file" button in the survey and select the "use camera" option.
7. Take a photo of the pipe where it enters the home. ➡
8. After your photo is uploaded and you've answered all the questions, you can click the "Done" button.




SURVEY QR CODE



THANK YOU FOR YOUR HELP!

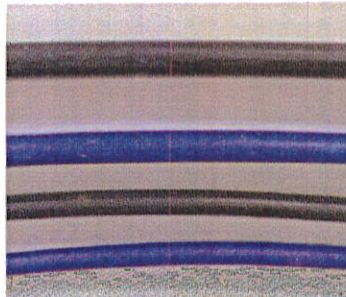
COPPER

- Bronze to brown in color
- Not magnetic
- When scratched the pipe will shine like a penny



PLASTIC

- Blue or Black
- Not magnetic
- When scratched the pipe does not change



GALVANIZED

- Dull gray color
- **Magnetic**
- Very hard to scratch with a coin or keys



LEAD

- Dull gray color
- Not magnetic
- Soft and shiny silver when scratched with a coin or keys

