

GRAND COUNTY, UTAH
Democratic Presidential Primary
March 5, 2024
OFFICIAL RESULTS

The foregoing information has been reviewed by the Grand County Board of Canvassers and is found to be accurate.

Dated this 19th day of March 2024




Gabriel Woytek, Grand County Clerk/Auditor

BOARD OF CANVASSERS:

Signature:

Printed Name:



Jacques Hadler




Mary McGarr



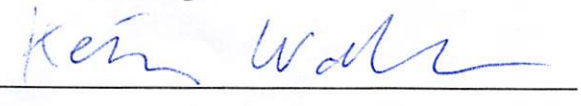
Mike McCurdy



Bill Winfredo



EVAN CLAPPER



Kevin Walker

All Ballots Counted: 563

2 provisional ballots counted
0 ballots cured after Election Day
0 ballots received after Election Day via USPS, with valid postmark 3/4/24

All Ballots Not Counted: 27 4.8%

24 postmarked after 3/4/24
1 ballot with invalid signature
2 provisional ballots with insufficient proof of residency provided

Other Numbers

5637 total active registered voters
1182 registered Democratic voters (21%) as of Feb. 28
1213 ballots sent USPS and overseas (1 ballot)
368 USPS ballots received (62%)
160 drop box ballots received (27%)
57 in-person ballots (10%)
1 Military/Overseas ballot
31 ballots returned undeliverable by USPS (2.6%)
2024 Presidential Primary turnout = (563/1182) 47.6%
2020 Presidential Primary turnout = (5348/2651) 49.6%



Canvass - Audit Certification Report

County: Grand

Election: 2024 Presidential Primary

Paper Ballot Audit Summary

1. Number of paper ballots processed: 590
2. Number of ballots audited: 54
3. List the contests on the ballot that were audited:

Democratic for President

Were there any differences between the tabulation software and the votes marked on the paper ballots?

Yes No *(*If YES, please attach an explanation of any inconsistencies)*

DRE Machine Audit Summary (complete only if applicable)

1. Number of voting machines used in the election: _____
2. Number of polling places used for the election: _____
3. Number of voting machines audited: _____
4. Were tamper-evident seals affixed to all journal tape canisters? Yes No
*(*If no, please attach copies of the journal tape logs for the applicable canisters)*
5. Did all machine serial numbers match when the canisters were installed and removed? Yes No
*(*If no, please attach copies of the journal tape logs for the applicable canisters)*
6. Did any tape seals on the journal tape canisters show evidence of tampering? Yes No
*(*If yes, please attach copies of the logs for the applicable canisters)*
7. Were there any differences between the machine results and hand-counted results for any audited machine? Yes No *(*If yes, please attach copies of the hand count logs for the applicable canisters)*

Signature Affidavit Audit Summary

Total number of signature affidavits audited: 36

Did the signature audit reveal any inconsistencies between a signature's initial verification and the audit?
 Yes No *(*If YES, please attach an explanation of any inconsistencies)*

Clerk Certification – to be completed before the canvass

Yes No I certify that I have reviewed the number of vote histories recorded in VISTA and they closely match the number of ballots cast in my county during this election.

Number of ballots counted: 563

Number of vote histories: 563


Difference: 0

Explain any differences: None

Yes No I certify that I have properly maintained the voter list in accordance with state and federal laws (20A-3a-404(2)).

Yes No I complied with the requirements of the software validation rule R623-7: "before using any voting equipment, and before each election, the election officer shall verify that the firmware version on any voting equipment matches the firmware version that is certified by the EAC."

County Clerk Signature: _____



Date: _____

3/13/24



Signature Audit Summary

County: Grand

Election: PP 2024

Auditor: Gabriel Woytek

Date: 3/4/24

Signature verification audits must be performed on 1% of all ballot envelopes PRIOR to any passed ballots in that group being separated from their envelopes AND on 1% of all challenged ballots prior to notification being sent to voters.

Number of signature affidavits audited on passed ballots (1% required): 25

Number of signature affidavits audited on challenged ballots (1% required): 12

Describe what was audited:

See Separate Sheet

1. Has each person reviewing signatures received signature verification training within the current calendar year?


Yes No

2. Did the signature audit reveal any inconsistencies between the decision(s) made by the reviewer(s) to pass or challenge ballots and the findings of the audit??

Yes No (*If YES, please attach an explanation of any inconsistencies)

3. If yes, describe what additional training was provided or was the reviewer moved to another assignment?

I have completed with audit in accordance with 20A-3a-402.5 and the Lieutenant Governor's Audit Policy

Signature: 

Date: 3/13/24



Signature Audit Summary

County: Grand

Election: PP 2024

Auditor: Dana VanHorn

Date: 3/4/24

Signature verification audits must be performed on 1% of all ballot envelopes PRIOR to any passed ballots in that group being separated from their envelopes AND on 1% of all challenged ballots prior to notification being sent to voters.

Number of signature affidavits audited on passed ballots (1% required): 25

Number of signature affidavits audited on challenged ballots (1% required): 12

Describe what was audited:

See separate sheet

1. Has each person reviewing signatures received signature verification training within the current calendar year?
 Yes No
2. Did the signature audit reveal any inconsistencies between the decision(s) made by the reviewer(s) to pass or challenge ballots and the findings of the audit??
 Yes No (**If YES, please attach an explanation of any inconsistencies*)
3. If yes, describe what additional training was provided or was the reviewer moved to another assignment?

I have completed with audit in accordance with 20A-3a-402.5 and the Lieutenant Governor's Audit Policy

Signature: [Signature]

Date: 3/13/24



Signature Audit Summary

County: GRAND

Election: 2024 Pres. Primary

Auditor: Jenibeth Jones

Date: 3/4/2024

Signature verification audits must be performed on 1% of all ballot envelopes PRIOR to any passed ballots in that group being separated from their envelopes AND on 1% of all challenged ballots prior to notification being sent to voters.

Number of signature affidavits audited on passed ballots (1% required): 25

Number of signature affidavits audited on challenged ballots (1% required): 12

Describe what was audited:

Five random Batches, Five random ballots from each Batch
ALL challenged Ballots

1. Has each person reviewing signatures received signature verification training within the current calendar year?

Yes No

2. Did the signature audit reveal any inconsistencies between the decision(s) made by the reviewer(s) to pass or challenge ballots and the findings of the audit??

Yes No (*If YES, please attach an explanation of any inconsistencies)

3. If yes, describe what additional training was provided or was the reviewer moved to another assignment?

I have completed with audit in accordance with 20A-3a-402.5 and the Lieutenant Governor's Audit Policy

Signature: Jenibeth Jones

Date: 3/4/24

Signature Audit Summary

Date:	Batch #	Ballot #s	Auditor	Verifiers	Additional Training Provided	Notes:
3/4	3	40, 5 12, 42, 11	Dmv	JJ/GW	N	Agreed
	8	42, 13, 21 26, 1	JJ	Dmv/GW	N	↓
	7	49, 18 46, 17, 41	Dmv	JJ/GW	N	
	2	26, 16, 20 44, 15	Dmv	JJ/GW	N	
	1	43, 22 24, 25 42	Dmv	JJ/GW	N	
		25				
<i>all Challenged Ballots Were Audited</i>						

Summary Results Report
Presidential Primary Election
March 5, 2024

UNOFFICIAL RESULTS

Grand County, Utah

Statistics	TOTAL
Election Day Precincts Reporting	23 of 23
Precincts Complete	0 of 23
Precincts Partially Reported	23 of 23
Absentee/ Early Precincts Reporting	0 of 23
Registered Voters - Total	1,182
Registered Voters - NONPARTISAN	0
Registered Voters - Democratic	1,182
Ballots Cast - Total	563

Democratic for U.S. President

Vote For 1

	TOTAL
JOSEPH R BIDEN JR	496
GABRIEL CORNEJO	12
MARIANNE DEBORAH WILLIAMSON	27
FRANK LOZADA	5
DEAN BENSON PHILLIPS	21
Total Votes Cast	561
Overvotes	0
Undervotes	2
Contest Totals	563

Summary Results Report
Presidential Primary Election
March 5, 2024

UNOFFICIAL RESULTS

Grand County, Utah

Statistics	TOTAL
Election Day Precincts Reporting	23 of 23
Precincts Complete	0 of 23
Precincts Partially Reported	23 of 23
Absentee/ Early Precincts Reporting	0 of 23
Registered Voters - Total	1,182
Registered Voters - NONPARTISAN	0
Registered Voters - Democratic	1,182
Ballots Cast - Total	563

Democratic for U.S. President

Vote For 1

	TOTAL
JOSEPH R BIDEN JR	496
GABRIEL CORNEJO	12
MARIANNE DEBORAH WILLIAMSON	27
FRANK LOZADA	5
DEAN BENSON PHILLIPS	21
Total Votes Cast	561
Overvotes	0
Undervotes	2
Contest Totals	563

1-C

Statistics	TOTAL
Registered Voters - Total	61
Registered Voters - NONPARTISAN	0
Registered Voters - Democratic	61
Ballots Cast - Total	39
Ballots Cast - NONPARTISAN	0
Ballots Cast - Democratic	39
Ballots Cast - Blank	1
Voter Turnout - Total	63.93%
Voter Turnout - NONPARTISAN	0.00%
Voter Turnout - Democratic	63.93%

Democratic for U.S. President

Vote For 1

	TOTAL
JOSEPH R BIDEN JR	36
GABRIEL CORNEJO	0
MARIANNE DEBORAH WILLIAMSON	0
FRANK LOZADA	1
DEAN BENSON PHILLIPS	1

1-M

Statistics	TOTAL
Registered Voters - Total	8
Registered Voters - NONPARTISAN	0
Registered Voters - Democratic	8
Ballots Cast - Total	2
Ballots Cast - NONPARTISAN	0
Ballots Cast - Democratic	2
Ballots Cast - Blank	0
Voter Turnout - Total	25.00%
Voter Turnout - NONPARTISAN	0.00%
Voter Turnout - Democratic	25.00%

Democratic for U.S. President

Vote For 1

	TOTAL
JOSEPH R BIDEN JR	2
GABRIEL CORNEJO	0
MARIANNE DEBORAH WILLIAMSON	0
FRANK LOZADA	0
DEAN BENSON PHILLIPS	0

1-T

Statistics	TOTAL
Registered Voters - Total	2
Registered Voters - NONPARTISAN	0
Registered Voters - Democratic	2
Ballots Cast - Total	0
Ballots Cast - NONPARTISAN	0
Ballots Cast - Democratic	0
Ballots Cast - Blank	0
Voter Turnout - Total	0.00%
Voter Turnout - NONPARTISAN	0.00%
Voter Turnout - Democratic	0.00%

Democratic for U.S. President

Vote For 1

	TOTAL
JOSEPH R BIDEN JR	0
GABRIEL CORNEJO	0
MARIANNE DEBORAH WILLIAMSON	0
FRANK LOZADA	0
DEAN BENSON PHILLIPS	0

1-U1

Statistics	TOTAL
Registered Voters - Total	157
Registered Voters - NONPARTISAN	0
Registered Voters - Democratic	157
Ballots Cast - Total	95
Ballots Cast - NONPARTISAN	0
Ballots Cast - Democratic	95
Ballots Cast - Blank	0
Voter Turnout - Total	60.51%
Voter Turnout - NONPARTISAN	0.00%
Voter Turnout - Democratic	60.51%

Democratic for U.S. President

Vote For 1

	TOTAL
JOSEPH R BIDEN JR	87
GABRIEL CORNEJO	1
MARIANNE DEBORAH WILLIAMSON	0
FRANK LOZADA	1
DEAN BENSON PHILLIPS	6

1-U2

Statistics	TOTAL
Registered Voters - Total	42
Registered Voters - NONPARTISAN	0
Registered Voters - Democratic	42
Ballots Cast - Total	19
Ballots Cast - NONPARTISAN	0
Ballots Cast - Democratic	19
Ballots Cast - Blank	0
Voter Turnout - Total	45.24%
Voter Turnout - NONPARTISAN	0.00%
Voter Turnout - Democratic	45.24%

Democratic for U.S. President

Vote For 1

	TOTAL
JOSEPH R BIDEN JR	19
GABRIEL CORNEJO	0
MARIANNE DEBORAH WILLIAMSON	0
FRANK LOZADA	0
DEAN BENSON PHILLIPS	0

1-U3

Statistics	TOTAL
Registered Voters - Total	10
Registered Voters - NONPARTISAN	0
Registered Voters - Democratic	10
Ballots Cast - Total	6
Ballots Cast - NONPARTISAN	0
Ballots Cast - Democratic	6
Ballots Cast - Blank	0
Voter Turnout - Total	60.00%
Voter Turnout - NONPARTISAN	0.00%
Voter Turnout - Democratic	60.00%

Democratic for U.S. President

Vote For 1

	TOTAL
JOSEPH R BIDEN JR	6
GABRIEL CORNEJO	0
MARIANNE DEBORAH WILLIAMSON	0
FRANK LOZADA	0
DEAN BENSON PHILLIPS	0

1-U3:FD

Statistics	TOTAL
Registered Voters - Total	0
Registered Voters - NONPARTISAN	0
Registered Voters - Democratic	0
Ballots Cast - Total	0
Ballots Cast - NONPARTISAN	0
Ballots Cast - Democratic	0
Ballots Cast - Blank	0
Voter Turnout - Total	0.00%
Voter Turnout - NONPARTISAN	0.00%
Voter Turnout - Democratic	0.00%

Democratic for U.S. President

Vote For 1	TOTAL
JOSEPH R BIDEN JR	0
GABRIEL CORNEJO	0
MARIANNE DEBORAH WILLIAMSON	0
FRANK LOZADA	0
DEAN BENSON PHILLIPS	0

2-M1

Statistics	TOTAL
Registered Voters - Total	74
Registered Voters - NONPARTISAN	0
Registered Voters - Democratic	74
Ballots Cast - Total	23
Ballots Cast - NONPARTISAN	0
Ballots Cast - Democratic	23
Ballots Cast - Blank	0
Voter Turnout - Total	31.08%
Voter Turnout - NONPARTISAN	0.00%
Voter Turnout - Democratic	31.08%

Democratic for U.S. President

Vote For 1	TOTAL
JOSEPH R BIDEN JR	18
GABRIEL CORNEJO	0
MARIANNE DEBORAH WILLIAMSON	3
FRANK LOZADA	1
DEAN BENSON PHILLIPS	1

2-M2

Statistics	TOTAL
Registered Voters - Total	50
Registered Voters - NONPARTISAN	0
Registered Voters - Democratic	50
Ballots Cast - Total	21
Ballots Cast - NONPARTISAN	0
Ballots Cast - Democratic	21
Ballots Cast - Blank	0
Voter Turnout - Total	42.00%
Voter Turnout - NONPARTISAN	0.00%
Voter Turnout - Democratic	42.00%

Democratic for U.S. President

Vote For 1

	TOTAL
JOSEPH R BIDEN JR	16
GABRIEL CORNEJO	0
MARIANNE DEBORAH WILLIAMSON	4
FRANK LOZADA	0
DEAN BENSON PHILLIPS	1

2-M3

Statistics	TOTAL
Registered Voters - Total	72
Registered Voters - NONPARTISAN	0
Registered Voters - Democratic	72
Ballots Cast - Total	44
Ballots Cast - NONPARTISAN	0
Ballots Cast - Democratic	44
Ballots Cast - Blank	0
Voter Turnout - Total	61.11%
Voter Turnout - NONPARTISAN	0.00%
Voter Turnout - Democratic	61.11%

Democratic for U.S. President

Vote For 1

	TOTAL
JOSEPH R BIDEN JR	39
GABRIEL CORNEJO	1
MARIANNE DEBORAH WILLIAMSON	2
FRANK LOZADA	0
DEAN BENSON PHILLIPS	2

2-U

Statistics	TOTAL
Registered Voters - Total	12
Registered Voters - NONPARTISAN	0
Registered Voters - Democratic	12
Ballots Cast - Total	6
Ballots Cast - NONPARTISAN	0
Ballots Cast - Democratic	6
Ballots Cast - Blank	0
Voter Turnout - Total	50.00%
Voter Turnout - NONPARTISAN	0.00%
Voter Turnout - Democratic	50.00%

Democratic for U.S. President

Vote For 1	TOTAL
JOSEPH R BIDEN JR	6
GABRIEL CORNEJO	0
MARIANNE DEBORAH WILLIAMSON	0
FRANK LOZADA	0
DEAN BENSON PHILLIPS	0

3-M1

Statistics	TOTAL
Registered Voters - Total	55
Registered Voters - NONPARTISAN	0
Registered Voters - Democratic	55
Ballots Cast - Total	23
Ballots Cast - NONPARTISAN	0
Ballots Cast - Democratic	23
Ballots Cast - Blank	0
Voter Turnout - Total	41.82%
Voter Turnout - NONPARTISAN	0.00%
Voter Turnout - Democratic	41.82%

Democratic for U.S. President

Vote For 1

	TOTAL
JOSEPH R BIDEN JR	22
GABRIEL CORNEJO	0
MARIANNE DEBORAH WILLIAMSON	1
FRANK LOZADA	0
DEAN BENSON PHILLIPS	0

3-M2

Statistics	TOTAL
Registered Voters - Total	58
Registered Voters - NONPARTISAN	0
Registered Voters - Democratic	58
Ballots Cast - Total	23
Ballots Cast - NONPARTISAN	0
Ballots Cast - Democratic	23
Ballots Cast - Blank	0
Voter Turnout - Total	39.66%
Voter Turnout - NONPARTISAN	0.00%
Voter Turnout - Democratic	39.66%

Democratic for U.S. President

Vote For 1

	TOTAL
JOSEPH R BIDEN JR	16
GABRIEL CORNEJO	2
MARIANNE DEBORAH WILLIAMSON	1
FRANK LOZADA	0
DEAN BENSON PHILLIPS	4

3-M3

Statistics	TOTAL
Registered Voters - Total	79
Registered Voters - NONPARTISAN	0
Registered Voters - Democratic	79
Ballots Cast - Total	40
Ballots Cast - NONPARTISAN	0
Ballots Cast - Democratic	40
Ballots Cast - Blank	1
Voter Turnout - Total	50.63%
Voter Turnout - NONPARTISAN	0.00%
Voter Turnout - Democratic	50.63%

Democratic for U.S. President

Vote For 1

	TOTAL
JOSEPH R BIDEN JR	36
GABRIEL CORNEJO	0
MARIANNE DEBORAH WILLIAMSON	3
FRANK LOZADA	0
DEAN BENSON PHILLIPS	0

3-M4

Statistics	TOTAL
Registered Voters - Total	18
Registered Voters - NONPARTISAN	0
Registered Voters - Democratic	18
Ballots Cast - Total	9
Ballots Cast - NONPARTISAN	0
Ballots Cast - Democratic	9
Ballots Cast - Blank	0
Voter Turnout - Total	50.00%
Voter Turnout - NONPARTISAN	0.00%
Voter Turnout - Democratic	50.00%

Democratic for U.S. President

Vote For 1

	TOTAL
JOSEPH R BIDEN JR	6
GABRIEL CORNEJO	1
MARIANNE DEBORAH WILLIAMSON	0
FRANK LOZADA	1
DEAN BENSON PHILLIPS	1

5-U3

Statistics	TOTAL
Registered Voters - Total	72
Registered Voters - NONPARTISAN	0
Registered Voters - Democratic	72
Ballots Cast - Total	38
Ballots Cast - NONPARTISAN	0
Ballots Cast - Democratic	38
Ballots Cast - Blank	0
Voter Turnout - Total	52.78%
Voter Turnout - NONPARTISAN	0.00%
Voter Turnout - Democratic	52.78%

Democratic for U.S. President

Vote For 1	TOTAL
JOSEPH R BIDEN JR	35
GABRIEL CORNEJO	1
MARIANNE DEBORAH WILLIAMSON	0
FRANK LOZADA	1
DEAN BENSON PHILLIPS	1

3-U

Statistics	TOTAL
Registered Voters - Total	0
Registered Voters - NONPARTISAN	0
Registered Voters - Democratic	0
Ballots Cast - Total	0
Ballots Cast - NONPARTISAN	0
Ballots Cast - Democratic	0
Ballots Cast - Blank	0
Voter Turnout - Total	0.00%
Voter Turnout - NONPARTISAN	0.00%
Voter Turnout - Democratic	0.00%

Democratic for U.S. President

Vote For 1

	TOTAL
JOSEPH R BIDEN JR	0
GABRIEL CORNEJO	0
MARIANNE DEBORAH WILLIAMSON	0
FRANK LOZADA	0
DEAN BENSON PHILLIPS	0

4-M1

Statistics	TOTAL
Registered Voters - Total	139
Registered Voters - NONPARTISAN	0
Registered Voters - Democratic	139
Ballots Cast - Total	76
Ballots Cast - NONPARTISAN	0
Ballots Cast - Democratic	76
Ballots Cast - Blank	0
Voter Turnout - Total	54.68%
Voter Turnout - NONPARTISAN	0.00%
Voter Turnout - Democratic	54.68%

Democratic for U.S. President

Vote For 1

	TOTAL
JOSEPH R BIDEN JR	68
GABRIEL CORNEJO	3
MARIANNE DEBORAH WILLIAMSON	4
FRANK LOZADA	0
DEAN BENSON PHILLIPS	1

4-M2

Statistics	TOTAL
Registered Voters - Total	72
Registered Voters - NONPARTISAN	0
Registered Voters - Democratic	72
Ballots Cast - Total	22
Ballots Cast - NONPARTISAN	0
Ballots Cast - Democratic	22
Ballots Cast - Blank	0
Voter Turnout - Total	30.56%
Voter Turnout - NONPARTISAN	0.00%
Voter Turnout - Democratic	30.56%

Democratic for U.S. President

Vote For 1

	TOTAL
JOSEPH R BIDEN JR	19
GABRIEL CORNEJO	2
MARIANNE DEBORAH WILLIAMSON	1
FRANK LOZADA	0
DEAN BENSON PHILLIPS	0

4-U

Statistics	TOTAL
Registered Voters - Total	64
Registered Voters - NONPARTISAN	0
Registered Voters - Democratic	64
Ballots Cast - Total	27
Ballots Cast - NONPARTISAN	0
Ballots Cast - Democratic	27
Ballots Cast - Blank	0
Voter Turnout - Total	42.19%
Voter Turnout - NONPARTISAN	0.00%
Voter Turnout - Democratic	42.19%

Democratic for U.S. President

Vote For 1

	TOTAL
JOSEPH R BIDEN JR	21
GABRIEL CORNEJO	1
MARIANNE DEBORAH WILLIAMSON	4
FRANK LOZADA	0
DEAN BENSON PHILLIPS	1

5-M

Statistics	TOTAL
Registered Voters - Total	0
Registered Voters - NONPARTISAN	0
Registered Voters - Democratic	0
Ballots Cast - Total	0
Ballots Cast - NONPARTISAN	0
Ballots Cast - Democratic	0
Ballots Cast - Blank	0
Voter Turnout - Total	0.00%
Voter Turnout - NONPARTISAN	0.00%
Voter Turnout - Democratic	0.00%

Democratic for U.S. President

Vote For 1

	TOTAL
JOSEPH R BIDEN JR	0
GABRIEL CORNEJO	0
MARIANNE DEBORAH WILLIAMSON	0
FRANK LOZADA	0
DEAN BENSON PHILLIPS	0

5-U1

Statistics	TOTAL
Registered Voters - Total	65
Registered Voters - NONPARTISAN	0
Registered Voters - Democratic	65
Ballots Cast - Total	19
Ballots Cast - NONPARTISAN	0
Ballots Cast - Democratic	19
Ballots Cast - Blank	0
Voter Turnout - Total	29.23%
Voter Turnout - NONPARTISAN	0.00%
Voter Turnout - Democratic	29.23%

Democratic for U.S. President

Vote For 1

	TOTAL
JOSEPH R BIDEN JR	14
GABRIEL CORNEJO	0
MARIANNE DEBORAH WILLIAMSON	3
FRANK LOZADA	0
DEAN BENSON PHILLIPS	2

5-U2

Statistics	TOTAL
Registered Voters - Total	72
Registered Voters - NONPARTISAN	0
Registered Voters - Democratic	72
Ballots Cast - Total	31
Ballots Cast - NONPARTISAN	0
Ballots Cast - Democratic	31
Ballots Cast - Blank	0
Voter Turnout - Total	43.06%
Voter Turnout - NONPARTISAN	0.00%
Voter Turnout - Democratic	43.06%

Democratic for U.S. President

Vote For 1

	TOTAL
JOSEPH R BIDEN JR	30
GABRIEL CORNEJO	0
MARIANNE DEBORAH WILLIAMSON	1
FRANK LOZADA	0
DEAN BENSON PHILLIPS	0

Statistics	TOTAL
Election Day Precincts Reporting	0 of 23
Precincts Complete	0 of 23
Precincts Partially Reported	0 of 23
Absentee/ Early Precincts Reporting	0 of 23
Registered Voters - Total	0
Registered Voters - NONPARTISAN	0
Registered Voters - Democratic	0
Ballots Cast - Total	0

Democratic for U.S. President

Vote For 1

	TOTAL
JOSEPH R BIDEN JR	0
GABRIEL CORNEJO	0
MARIANNE DEBORAH WILLIAMSON	0
FRANK LOZADA	0
DEAN BENSON PHILLIPS	0
Total Votes Cast	0
Overvotes	0
Undervotes	0
Contest Totals	0