



UINTAH COUNTY CLERK-AUDITOR

147 East Main
Vernal, Utah 84078
Phone: (435) 781-5362
Fax (435) 781-6701

Michael W. Wilkins
Clerk-Auditor


March 15, 2024


State of Utah
Office of the Lieutenant Governor
Elections Division
State Capitol, Suite 220
Salt Lake City, UT 84114


I, Michael W. Wilkins, Uintah County Clerk-Auditor, do hereby certify that the attached documentation is a true and correct copy of the official results of the March Presidential Primary Election held on March 5, 2024 after the Board of Canvassers meeting held on March 15, 2024 at 10 am.


MICHAEL W. WILKINS
Clerk-Auditor


SONJA NORTON
Commissioner


JOHN LAURSEN
Commissioner


WENDI LONG
Treasurer



Attached:

Election Summary Report – Final Results
SOVC Report – Final Results
Canvass Statistics
Audit Documentation

Summary Results Report
Presidential Primary Election
March 5, 2024

OFFICIAL RESULTS
Canvass
Uintah County, Utah

Statistics	TOTAL
Election Day Precincts Reporting	29 of 29
Precincts Complete	29 of 29
Precincts Partially Reported	0 of 29
Absentee/ Early Precincts Reporting	29 of 29
Registered Voters - Total	837
Registered Voters - Democratic	837
Registered Voters - NONPARTISAN	0
Ballots Cast - Total	280

DEMOCRATIC FOR U.S. PRESIDENT

Vote For 1	TOTAL
JOSEPH R BIDEN JR	235
GABRIEL CORNEJO	4
MARIANNE DEBORAH WILLIAMSON	25
FRANK LOZADA	5
DEAN BENSON PHILLIPS	9
Overvotes	0
Undervotes	2
Contest Totals	280

Summary Results Report
Presidential Primary Election
March 5, 2024

OFFICIAL RESULTS
Canvass
Uintah County, Utah

Jensen #1

Statistics	TOTAL
------------	-------

Registered Voters - Total	13
Registered Voters - Democratic	13
Registered Voters - NONPARTISAN	0
Ballots Cast - Total	6
Ballots Cast - Democratic	6
Ballots Cast - NONPARTISAN	0
Ballots Cast - Blank	0
Voter Turnout - Total	46.15%
Voter Turnout - Democratic	46.15%
Voter Turnout - NONPARTISAN	0.00%

DEMOCRATIC FOR U.S. PRESIDENT

Vote For 1

TOTAL

JOSEPH R BIDEN JR	5
GABRIEL CORNEJO	0
MARIANNE DEBORAH WILLIAMSON	0
FRANK LOZADA	0
DEAN BENSON PHILLIPS	1
Overvotes	0
Undervotes	0
Contest Totals	6

Davis East #2

Statistics	TOTAL
Registered Voters - Total	20
Registered Voters - Democratic	20
Registered Voters - NONPARTISAN	0
Ballots Cast - Total	4
Ballots Cast - Democratic	4
Ballots Cast - NONPARTISAN	0
Ballots Cast - Blank	0
Voter Turnout - Total	20.00%
Voter Turnout - Democratic	20.00%
Voter Turnout - NONPARTISAN	0.00%

DEMOCRATIC FOR U.S. PRESIDENT

Vote For 1	TOTAL
JOSEPH R BIDEN JR	3
GABRIEL CORNEJO	0
MARIANNE DEBORAH WILLIAMSON	1
FRANK LOZADA	0
DEAN BENSON PHILLIPS	0
Overvotes	0
Undervotes	0
Contest Totals	4

Summary Results Report
Presidential Primary Election
March 5, 2024

OFFICIAL RESULTS
Canvass
Uintah County, Utah

Davis West #3

Statistics	TOTAL
Registered Voters - Total	12
Registered Voters - Democratic	12
Registered Voters - NONPARTISAN	0
Ballots Cast - Total	4
Ballots Cast - Democratic	4
Ballots Cast - NONPARTISAN	0
Ballots Cast - Blank	1
Voter Turnout - Total	33.33%
Voter Turnout - Democratic	33.33%
Voter Turnout - NONPARTISAN	0.00%

DEMOCRATIC FOR U.S. PRESIDENT

Vote For 1

	TOTAL
JOSEPH R BIDEN JR	3
GABRIEL CORNEJO	0
MARIANNE DEBORAH WILLIAMSON	0
FRANK LOZADA	0
DEAN BENSON PHILLIPS	0
Overvotes	0
Undervotes	1
Contest Totals	4

Naples East #4

Statistics	TOTAL
Registered Voters - Total	30
Registered Voters - Democratic	30
Registered Voters - NONPARTISAN	0
Ballots Cast - Total	13
Ballots Cast - Democratic	13
Ballots Cast - NONPARTISAN	0
Ballots Cast - Blank	0
Voter Turnout - Total	43.33%
Voter Turnout - Democratic	43.33%
Voter Turnout - NONPARTISAN	0.00%

DEMOCRATIC FOR U.S. PRESIDENT

Vote For 1	TOTAL
JOSEPH R BIDEN JR	10
GABRIEL CORNEJO	1
MARIANNE DEBORAH WILLIAMSON	2
FRANK LOZADA	0
DEAN BENSON PHILLIPS	0
Overvotes	0
Undervotes	0
Contest Totals	13

Summary Results Report
Presidential Primary Election
March 5, 2024

OFFICIAL RESULTS
Canvass
Uintah County, Utah

South #5

Statistics	TOTAL
Registered Voters - Total	19
Registered Voters - Democratic	19
Registered Voters - NONPARTISAN	0
Ballots Cast - Total	9
Ballots Cast - Democratic	9
Ballots Cast - NONPARTISAN	0
Ballots Cast - Blank	0
Voter Turnout - Total	47.37%
Voter Turnout - Democratic	47.37%
Voter Turnout - NONPARTISAN	0.00%

DEMOCRATIC FOR U.S. PRESIDENT

Vote For 1

	TOTAL
JOSEPH R BIDEN JR	9
GABRIEL CORNEJO	0
MARIANNE DEBORAH WILLIAMSON	0
FRANK LOZADA	0
DEAN BENSON PHILLIPS	0
Overvotes	0
Undervotes	0
Contest Totals	9

Maeser East #6

Statistics	TOTAL
Registered Voters - Total	41
Registered Voters - Democratic	41
Registered Voters - NONPARTISAN	0
Ballots Cast - Total	13
Ballots Cast - Democratic	13
Ballots Cast - NONPARTISAN	0
Ballots Cast - Blank	0
Voter Turnout - Total	31.71%
Voter Turnout - Democratic	31.71%
Voter Turnout - NONPARTISAN	0.00%

DEMOCRATIC FOR U.S. PRESIDENT

Vote For 1	TOTAL
JOSEPH R BIDEN JR	11
GABRIEL CORNEJO	0
MARIANNE DEBORAH WILLIAMSON	1
FRANK LOZADA	0
DEAN BENSON PHILLIPS	1
Overvotes	0
Undervotes	0
Contest Totals	13

Summary Results Report
Presidential Primary Election
March 5, 2024

OFFICIAL RESULTS
Canvass
Uintah County, Utah

Dry Fork #7

Statistics	TOTAL
Registered Voters - Total	7
Registered Voters - Democratic	7
Registered Voters - NONPARTISAN	0
Ballots Cast - Total	6
Ballots Cast - Democratic	6
Ballots Cast - NONPARTISAN	0
Ballots Cast - Blank	0
Voter Turnout - Total	85.71%
Voter Turnout - Democratic	85.71%
Voter Turnout - NONPARTISAN	0.00%

DEMOCRATIC FOR U.S. PRESIDENT

Vote For 1

	TOTAL
JOSEPH R BIDEN JR	5
GABRIEL CORNEJO	0
MARIANNE DEBORAH WILLIAMSON	1
FRANK LOZADA	0
DEAN BENSON PHILLIPS	0
Overvotes	0
Undervotes	0
Contest Totals	6

Summary Results Report
Presidential Primary Election
March 5, 2024

OFFICIAL RESULTS
Canvass
Uintah County, Utah

Vernal City #8

Statistics	TOTAL
Registered Voters - Total	29
Registered Voters - Democratic	29
Registered Voters - NONPARTISAN	0
Ballots Cast - Total	12
Ballots Cast - Democratic	12
Ballots Cast - NONPARTISAN	0
Ballots Cast - Blank	0
Voter Turnout - Total	41.38%
Voter Turnout - Democratic	41.38%
Voter Turnout - NONPARTISAN	0.00%

DEMOCRATIC FOR U.S. PRESIDENT

Vote For 1

	TOTAL
JOSEPH R BIDEN JR	9
GABRIEL CORNEJO	0
MARIANNE DEBORAH WILLIAMSON	1
FRANK LOZADA	2
DEAN BENSON PHILLIPS	0
Overvotes	0
Undervotes	0
Contest Totals	12

Summary Results Report
Presidential Primary Election
March 5, 2024

OFFICIAL RESULTS
Canvass
Uintah County, Utah

Vernal City #9

Statistics	TOTAL
Registered Voters - Total	45
Registered Voters - Democratic	45
Registered Voters - NONPARTISAN	0
Ballots Cast - Total	16
Ballots Cast - Democratic	16
Ballots Cast - NONPARTISAN	0
Ballots Cast - Blank	0
Voter Turnout - Total	35.56%
Voter Turnout - Democratic	35.56%
Voter Turnout - NONPARTISAN	0.00%

DEMOCRATIC FOR U.S. PRESIDENT

Vote For 1

	TOTAL
JOSEPH R BIDEN JR	16
GABRIEL CORNEJO	0
MARIANNE DEBORAH WILLIAMSON	0
FRANK LOZADA	0
DEAN BENSON PHILLIPS	0
Overvotes	0
Undervotes	0
Contest Totals	16

Summary Results Report
Presidential Primary Election
March 5, 2024

OFFICIAL RESULTS
Canvass
Uintah County, Utah

Vernal City #10

Statistics	TOTAL
Registered Voters - Total	30
Registered Voters - Democratic	30
Registered Voters - NONPARTISAN	0
Ballots Cast - Total	9
Ballots Cast - Democratic	9
Ballots Cast - NONPARTISAN	0
Ballots Cast - Blank	0
Voter Turnout - Total	30.00%
Voter Turnout - Democratic	30.00%
Voter Turnout - NONPARTISAN	0.00%

DEMOCRATIC FOR U.S. PRESIDENT

Vote For 1

	TOTAL
JOSEPH R BIDEN JR	7
GABRIEL CORNEJO	0
MARIANNE DEBORAH WILLIAMSON	1
FRANK LOZADA	0
DEAN BENSON PHILLIPS	1
Overvotes	0
Undervotes	0
Contest Totals	9

Summary Results Report
Presidential Primary Election
March 5, 2024

OFFICIAL RESULTS
Canvass
Uintah County, Utah

Vernal City #11

Statistics	TOTAL
------------	-------

Registered Voters - Total	36
Registered Voters - Democratic	36
Registered Voters - NONPARTISAN	0
Ballots Cast - Total	23
Ballots Cast - Democratic	23
Ballots Cast - NONPARTISAN	0
Ballots Cast - Blank	0
Voter Turnout - Total	63.89%
Voter Turnout - Democratic	63.89%
Voter Turnout - NONPARTISAN	0.00%

DEMOCRATIC FOR U.S. PRESIDENT

Vote For 1

	TOTAL
JOSEPH R BIDEN JR	18
GABRIEL CORNEJO	0
MARIANNE DEBORAH WILLIAMSON	5
FRANK LOZADA	0
DEAN BENSON PHILLIPS	0
Overvotes	0
Undervotes	0
Contest Totals	23

Summary Results Report
Presidential Primary Election
March 5, 2024

OFFICIAL RESULTS
Canvass
Uintah County, Utah

Vernal City #12

Statistics	TOTAL
Registered Voters - Total	31
Registered Voters - Democratic	31
Registered Voters - NONPARTISAN	0
Ballots Cast - Total	8
Ballots Cast - Democratic	8
Ballots Cast - NONPARTISAN	0
Ballots Cast - Blank	0
Voter Turnout - Total	25.81%
Voter Turnout - Democratic	25.81%
Voter Turnout - NONPARTISAN	0.00%

DEMOCRATIC FOR U.S. PRESIDENT

Vote For 1

	TOTAL
JOSEPH R BIDEN JR	5
GABRIEL CORNEJO	0
MARIANNE DEBORAH WILLIAMSON	1
FRANK LOZADA	0
DEAN BENSON PHILLIPS	2
Overvotes	0
Undervotes	0
Contest Totals	8

Summary Results Report
Presidential Primary Election
March 5, 2024

OFFICIAL RESULTS
Canvass
Uintah County, Utah

Vernal City #13

Statistics	TOTAL
Registered Voters - Total	45
Registered Voters - Democratic	45
Registered Voters - NONPARTISAN	0
Ballots Cast - Total	13
Ballots Cast - Democratic	13
Ballots Cast - NONPARTISAN	0
Ballots Cast - Blank	0
Voter Turnout - Total	28.89%
Voter Turnout - Democratic	28.89%
Voter Turnout - NONPARTISAN	0.00%

DEMOCRATIC FOR U.S. PRESIDENT

Vote For 1

	TOTAL
JOSEPH R BIDEN JR	9
GABRIEL CORNEJO	0
MARIANNE DEBORAH WILLIAMSON	3
FRANK LOZADA	0
DEAN BENSON PHILLIPS	1
Overvotes	0
Undervotes	0
Contest Totals	13

Vernal City #14

Statistics	TOTAL
Registered Voters - Total	31
Registered Voters - Democratic	31
Registered Voters - NONPARTISAN	0
Ballots Cast - Total	11
Ballots Cast - Democratic	11
Ballots Cast - NONPARTISAN	0
Ballots Cast - Blank	0
Voter Turnout - Total	35.48%
Voter Turnout - Democratic	35.48%
Voter Turnout - NONPARTISAN	0.00%

DEMOCRATIC FOR U.S. PRESIDENT

Vote For 1	TOTAL
JOSEPH R BIDEN JR	11
GABRIEL CORNEJO	0
MARIANNE DEBORAH WILLIAMSON	0
FRANK LOZADA	0
DEAN BENSON PHILLIPS	0
Overvotes	0
Undervotes	0
Contest Totals	11

Summary Results Report
Presidential Primary Election
March 5, 2024

OFFICIAL RESULTS
Canvass
Uintah County, Utah

Ashley East #15

Statistics	TOTAL
Registered Voters - Total	16
Registered Voters - Democratic	16
Registered Voters - NONPARTISAN	0
Ballots Cast - Total	6
Ballots Cast - Democratic	6
Ballots Cast - NONPARTISAN	0
Ballots Cast - Blank	0
Voter Turnout - Total	37.50%
Voter Turnout - Democratic	37.50%
Voter Turnout - NONPARTISAN	0.00%

DEMOCRATIC FOR U.S. PRESIDENT

Vote For 1

	TOTAL
JOSEPH R BIDEN JR	5
GABRIEL CORNEJO	0
MARIANNE DEBORAH WILLIAMSON	1
FRANK LOZADA	0
DEAN BENSON PHILLIPS	0
Overvotes	0
Undervotes	0
Contest Totals	6

Avalon Willows #16

Statistics	TOTAL
Registered Voters - Total	19
Registered Voters - Democratic	19
Registered Voters - NONPARTISAN	0
Ballots Cast - Total	9
Ballots Cast - Democratic	9
Ballots Cast - NONPARTISAN	0
Ballots Cast - Blank	0
Voter Turnout - Total	47.37%
Voter Turnout - Democratic	47.37%
Voter Turnout - NONPARTISAN	0.00%

DEMOCRATIC FOR U.S. PRESIDENT

Vote For 1	TOTAL
JOSEPH R BIDEN JR	8
GABRIEL CORNEJO	0
MARIANNE DEBORAH WILLIAMSON	1
FRANK LOZADA	0
DEAN BENSON PHILLIPS	0
Overvotes	0
Undervotes	0
Contest Totals	9

Summary Results Report
Presidential Primary Election
March 5, 2024

OFFICIAL RESULTS
Canvass
Uintah County, Utah

Glines South #17

Statistics	TOTAL
Registered Voters - Total	42
Registered Voters - Democratic	42
Registered Voters - NONPARTISAN	0
Ballots Cast - Total	11
Ballots Cast - Democratic	11
Ballots Cast - NONPARTISAN	0
Ballots Cast - Blank	0
Voter Turnout - Total	26.19%
Voter Turnout - Democratic	26.19%
Voter Turnout - NONPARTISAN	0.00%

DEMOCRATIC FOR U.S. PRESIDENT

Vote For 1

	TOTAL
JOSEPH R BIDEN JR	8
GABRIEL CORNEJO	0
MARIANNE DEBORAH WILLIAMSON	0
FRANK LOZADA	1
DEAN BENSON PHILLIPS	2
Overvotes	0
Undervotes	0
Contest Totals	11

Fort Duchesne #18

Statistics	TOTAL
Registered Voters - Total	92
Registered Voters - Democratic	92
Registered Voters - NONPARTISAN	0
Ballots Cast - Total	13
Ballots Cast - Democratic	13
Ballots Cast - NONPARTISAN	0
Ballots Cast - Blank	0
Voter Turnout - Total	14.13%
Voter Turnout - Democratic	14.13%
Voter Turnout - NONPARTISAN	0.00%

DEMOCRATIC FOR U.S. PRESIDENT

Vote For 1	TOTAL
JOSEPH R BIDEN JR	8
GABRIEL CORNEJO	2
MARIANNE DEBORAH WILLIAMSON	2
FRANK LOZADA	0
DEAN BENSON PHILLIPS	1
Overvotes	0
Undervotes	0
Contest Totals	13

Summary Results Report
Presidential Primary Election
March 5, 2024

OFFICIAL RESULTS
Canvass
Uintah County, Utah

Ballard #19

Statistics	TOTAL
Registered Voters - Total	58
Registered Voters - Democratic	58
Registered Voters - NONPARTISAN	0
Ballots Cast - Total	19
Ballots Cast - Democratic	19
Ballots Cast - NONPARTISAN	0
Ballots Cast - Blank	1
Voter Turnout - Total	32.76%
Voter Turnout - Democratic	32.76%
Voter Turnout - NONPARTISAN	0.00%

DEMOCRATIC FOR U.S. PRESIDENT

Vote For 1

	TOTAL
JOSEPH R BIDEN JR	16
GABRIEL CORNEJO	0
MARIANNE DEBORAH WILLIAMSON	2
FRANK LOZADA	0
DEAN BENSON PHILLIPS	0
Overvotes	0
Undervotes	1
Contest Totals	19

Whiterocks #20

Statistics	TOTAL
Registered Voters - Total	32
Registered Voters - Democratic	32
Registered Voters - NONPARTISAN	0
Ballots Cast - Total	11
Ballots Cast - Democratic	11
Ballots Cast - NONPARTISAN	0
Ballots Cast - Blank	0
Voter Turnout - Total	34.38%
Voter Turnout - Democratic	34.38%
Voter Turnout - NONPARTISAN	0.00%

DEMOCRATIC FOR U.S. PRESIDENT

Vote For 1

	TOTAL
JOSEPH R BIDEN JR	10
GABRIEL CORNEJO	0
MARIANNE DEBORAH WILLIAMSON	1
FRANK LOZADA	0
DEAN BENSON PHILLIPS	0
Overvotes	0
Undervotes	0
Contest Totals	11

Lapoint/Tridell #21

Statistics	TOTAL
Registered Voters - Total	25
Registered Voters - Democratic	25
Registered Voters - NONPARTISAN	0
Ballots Cast - Total	7
Ballots Cast - Democratic	7
Ballots Cast - NONPARTISAN	0
Ballots Cast - Blank	0
Voter Turnout - Total	28.00%
Voter Turnout - Democratic	28.00%
Voter Turnout - NONPARTISAN	0.00%

DEMOCRATIC FOR U.S. PRESIDENT

Vote For 1	TOTAL
JOSEPH R BIDEN JR	7
GABRIEL CORNEJO	0
MARIANNE DEBORAH WILLIAMSON	0
FRANK LOZADA	0
DEAN BENSON PHILLIPS	0
Overvotes	0
Undervotes	0
Contest Totals	7

Ashley West #22

Statistics	TOTAL
Registered Voters - Total	18
Registered Voters - Democratic	18
Registered Voters - NONPARTISAN	0
Ballots Cast - Total	13
Ballots Cast - Democratic	13
Ballots Cast - NONPARTISAN	0
Ballots Cast - Blank	0
Voter Turnout - Total	72.22%
Voter Turnout - Democratic	72.22%
Voter Turnout - NONPARTISAN	0.00%

DEMOCRATIC FOR U.S. PRESIDENT

Vote For 1	TOTAL
JOSEPH R BIDEN JR	13
GABRIEL CORNEJO	0
MARIANNE DEBORAH WILLIAMSON	0
FRANK LOZADA	0
DEAN BENSON PHILLIPS	0
Overvotes	0
Undervotes	0
Contest Totals	13

Summary Results Report
Presidential Primary Election
March 5, 2024

OFFICIAL RESULTS
Canvass
Uintah County, Utah

Glines North #23

Statistics	TOTAL
Registered Voters - Total	30
Registered Voters - Democratic	30
Registered Voters - NONPARTISAN	0
Ballots Cast - Total	8
Ballots Cast - Democratic	8
Ballots Cast - NONPARTISAN	0
Ballots Cast - Blank	0
Voter Turnout - Total	26.67%
Voter Turnout - Democratic	26.67%
Voter Turnout - NONPARTISAN	0.00%

DEMOCRATIC FOR U.S. PRESIDENT

Vote For 1

	TOTAL
JOSEPH R BIDEN JR	7
GABRIEL CORNEJO	0
MARIANNE DEBORAH WILLIAMSON	1
FRANK LOZADA	0
DEAN BENSON PHILLIPS	0
Overvotes	0
Undervotes	0
Contest Totals	8

Summary Results Report
Presidential Primary Election
March 5, 2024

OFFICIAL RESULTS
Canvass
Uintah County, Utah

Davis North #24

Statistics	TOTAL
Registered Voters - Total	8
Registered Voters - Democratic	8
Registered Voters - NONPARTISAN	0
Ballots Cast - Total	4
Ballots Cast - Democratic	4
Ballots Cast - NONPARTISAN	0
Ballots Cast - Blank	0
Voter Turnout - Total	50.00%
Voter Turnout - Democratic	50.00%
Voter Turnout - NONPARTISAN	0.00%

DEMOCRATIC FOR U.S. PRESIDENT

Vote For 1

	TOTAL
JOSEPH R BIDEN JR	3
GABRIEL CORNEJO	0
MARIANNE DEBORAH WILLIAMSON	0
FRANK LOZADA	1
DEAN BENSON PHILLIPS	0
Overvotes	0
Undervotes	0
Contest Totals	4

Summary Results Report
Presidential Primary Election
March 5, 2024

OFFICIAL RESULTS
Canvass
Uintah County, Utah

Maeser West #25

Statistics	TOTAL
Registered Voters - Total	22
Registered Voters - Democratic	22
Registered Voters - NONPARTISAN	0
Ballots Cast - Total	7
Ballots Cast - Democratic	7
Ballots Cast - NONPARTISAN	0
Ballots Cast - Blank	0
Voter Turnout - Total	31.82%
Voter Turnout - Democratic	31.82%
Voter Turnout - NONPARTISAN	0.00%

DEMOCRATIC FOR U.S. PRESIDENT

Vote For 1

	TOTAL
JOSEPH R BIDEN JR	6
GABRIEL CORNEJO	0
MARIANNE DEBORAH WILLIAMSON	0
FRANK LOZADA	1
DEAN BENSON PHILLIPS	0
Overvotes	0
Undervotes	0
Contest Totals	7

Summary Results Report
Presidential Primary Election
March 5, 2024

OFFICIAL RESULTS
Canvass
Uintah County, Utah

Southwest #26

Statistics	TOTAL
Registered Voters - Total	25
Registered Voters - Democratic	25
Registered Voters - NONPARTISAN	0
Ballots Cast - Total	8
Ballots Cast - Democratic	8
Ballots Cast - NONPARTISAN	0
Ballots Cast - Blank	0
Voter Turnout - Total	32.00%
Voter Turnout - Democratic	32.00%
Voter Turnout - NONPARTISAN	0.00%

DEMOCRATIC FOR U.S. PRESIDENT

Vote For 1

	TOTAL
JOSEPH R BIDEN JR	6
GABRIEL CORNEJO	1
MARIANNE DEBORAH WILLIAMSON	1
FRANK LOZADA	0
DEAN BENSON PHILLIPS	0
Overvotes	0
Undervotes	0
Contest Totals	8

Summary Results Report
Presidential Primary Election
March 5, 2024

OFFICIAL RESULTS
Canvass
Uintah County, Utah

Maeser North #27

Statistics	TOTAL
Registered Voters - Total	21
Registered Voters - Democratic	21
Registered Voters - NONPARTISAN	0
Ballots Cast - Total	6
Ballots Cast - Democratic	6
Ballots Cast - NONPARTISAN	0
Ballots Cast - Blank	0
Voter Turnout - Total	28.57%
Voter Turnout - Democratic	28.57%
Voter Turnout - NONPARTISAN	0.00%

DEMOCRATIC FOR U.S. PRESIDENT

Vote For 1

	TOTAL
JOSEPH R BIDEN JR	6
GABRIEL CORNEJO	0
MARIANNE DEBORAH WILLIAMSON	0
FRANK LOZADA	0
DEAN BENSON PHILLIPS	0
Overvotes	0
Undervotes	0
Contest Totals	6

Naples West #28

Statistics	TOTAL
Registered Voters - Total	19
Registered Voters - Democratic	19
Registered Voters - NONPARTISAN	0
Ballots Cast - Total	7
Ballots Cast - Democratic	7
Ballots Cast - NONPARTISAN	0
Ballots Cast - Blank	0
Voter Turnout - Total	36.84%
Voter Turnout - Democratic	36.84%
Voter Turnout - NONPARTISAN	0.00%

DEMOCRATIC FOR U.S. PRESIDENT

Vote For 1	TOTAL
JOSEPH R BIDEN JR	7
GABRIEL CORNEJO	0
MARIANNE DEBORAH WILLIAMSON	0
FRANK LOZADA	0
DEAN BENSON PHILLIPS	0
Overvotes	0
Undervotes	0
Contest Totals	7

Summary Results Report
Presidential Primary Election
March 5, 2024

OFFICIAL RESULTS
Canvass
Uintah County, Utah

South East #29

Statistics	TOTAL
Registered Voters - Total	21
Registered Voters - Democratic	21
Registered Voters - NONPARTISAN	0
Ballots Cast - Total	4
Ballots Cast - Democratic	4
Ballots Cast - NONPARTISAN	0
Ballots Cast - Blank	0
Voter Turnout - Total	19.05%
Voter Turnout - Democratic	19.05%
Voter Turnout - NONPARTISAN	0.00%

DEMOCRATIC FOR U.S. PRESIDENT

Vote For 1

	TOTAL
JOSEPH R BIDEN JR	4
GABRIEL CORNEJO	0
MARIANNE DEBORAH WILLIAMSON	0
FRANK LOZADA	0
DEAN BENSON PHILLIPS	0
Overvotes	0
Undervotes	0
Contest Totals	4

Uintah County Canvass Statistics

3/5/2024

Section 1 - Ballot Statistics

1A	33.5%	Voter Turnout
1B	837	Active voters (Given to counties on the Monday before the election)
1C	267	Number of counted ballots (Mail or Drop Box)
1D	12	Number of counted ballots (In-person)
1E	1	Number of ballots that were returned electronically (UOCAVA/disability)
1F	0	Number of counted ballots (Provisional)
1G	280	Total number of ballots counted
1H	Yes	Does total ballots counted match the number of voters given vote history in VISTA
1I		If no, what is the difference

1L Explain:

Section 2: Challenged and Uncounted Ballot Statistics

2A	1	Number of envelopes with a signature that does not match the voter's signature
2B	1	Number of unsigned envelopes
2C	0	Number of challenged ballots for other curable reasons
2D	3	Total number of ballots that were challenged (cured and not cured combined)
2E	2	Total number of curable that were not cured
2F	66.7%	Percentage of curable ballots that were not cured
2G	0	Total number of ballots where the voter submitted a disability affidavit*

Section 3: Rejected ballot statistics (ballots that cannot be cured)

3A	4	Number of ballots that were returned after the postmark deadline
3B	0	Number of ballots rejected for other non-curable reasons
3C	4	Total number of rejected that were not curable
3D	2.6%	Percentage of ballots that were returned as undeliverable

Section 4: Provisional ballot statistics

4A	0	Number of provisional ballots issued
4B	0	Number of provisional ballots counted
4C	0	Total Number of provisional ballots not counted
4D		Already Voted
4E		Insufficient ID
4F		Unsigned
4G		Incomplete Form
4H		Other
4I	#DIV/0!	Percentage of provisionals that were counted
4J	0	Number of provisional ballots that are same-day registration

Section 5: County Clerk Certification

Clerk Name I certify that the information contained in this report is true and accurate.

County Name

This report must be sent to elections@utah.gov upon completion of the canvass



Canvass - Audit Certification Report

County: Uintah

Election: March Primary

Paper Ballot Audit Summary

1. Number of paper ballots processed: 279
2. Number of ballots audited: 61
3. List the contests on the ballot that were audited:

President

Were there any differences between the tabulation software and the votes marked on the paper ballots?

Yes ☒ No (*If YES, please attach an explanation of any inconsistencies)

DRE Machine Audit Summary (complete only if applicable)

N/A

1. Number of voting machines used in the election: _____
2. Number of polling places used for the election: _____
3. Number of voting machines audited: _____
4. Were tamper-evident seals affixed to all journal tape canisters? Yes No
(*If no, please attach copies of the journal tape logs for the applicable canisters)
5. Did all machine serial numbers match when the canisters were installed and removed? Yes No
(*If no, please attach copies of the journal tape logs for the applicable canisters)
6. Did any tape seals on the journal tape canisters show evidence of tampering? Yes No
(*If yes, please attach copies of the logs for the applicable canisters)
7. Were there any differences between the machine results and hand-counted results for any audited machine? Yes No (*If yes, please attach copies of the hand count logs for the applicable canisters)

Signature Affidavit Audit Summary

Total number of signature affidavits audited: 6

Did the signature audit reveal any inconsistencies between a signature's initial verification and the audit?
Yes ☒ No (*If YES, please attach an explanation of any inconsistencies)

Clerk Certification – to be completed before the canvass

☒ Yes ☐ No I certify that I have reviewed the number of vote histories recorded in VISTA and they closely match the number of ballots cast in my county during this election.

Number of ballots counted: 279

Number of vote histories: 280

Difference: 1 has cured + will be counted for Canvass

Explain any differences:

☒ Yes ☐ No I certify that I have properly maintained the voter list in accordance with state and federal laws (20A-3a-404(2)).

☒ Yes ☐ No I complied with the requirements of the software validation rule R623-7: "before using any voting equipment, and before each election, the election officer shall verify that the firmware version on any voting equipment matches the firmware version that is certified by the EAC."

County Clerk Signature: Michelle W. Wilbur Date: 3/13/24