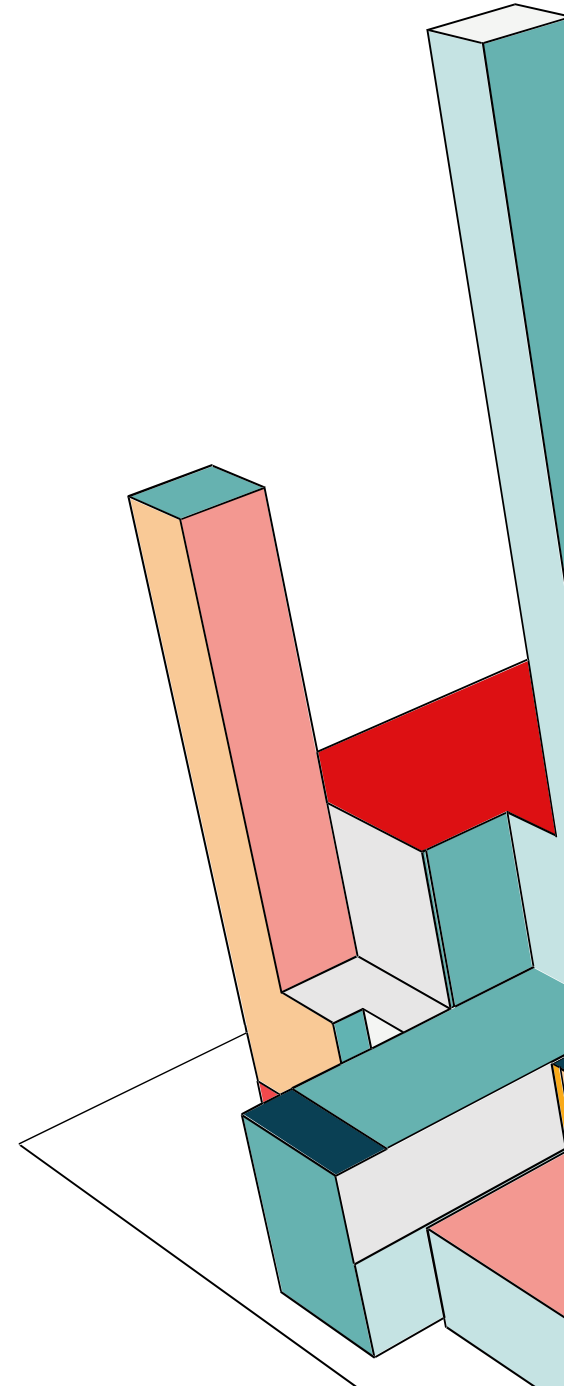



# KEARNS PLANNING UPDATE

2.5.2024

# AGENDA

- Current Planning Items
- Long Range Planning Projects
- Suggested Infographic (Utah Public Notice Website)

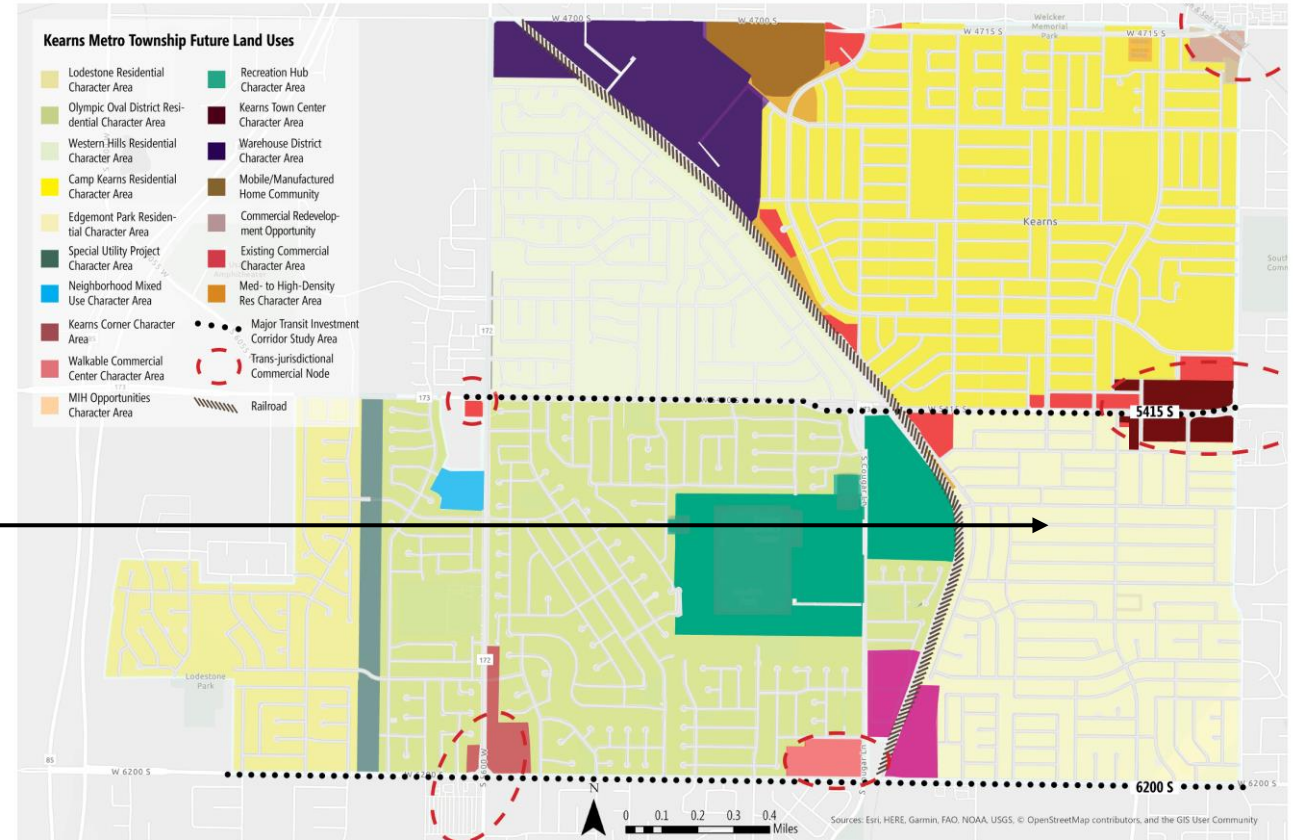




# CURRENT PLANNING

# NEW ADU APPLICATION

- Application made for an **attached** accessory dwelling unit (ADU) in the Edgemont Park Residential Character Area
- First review of application was just completed



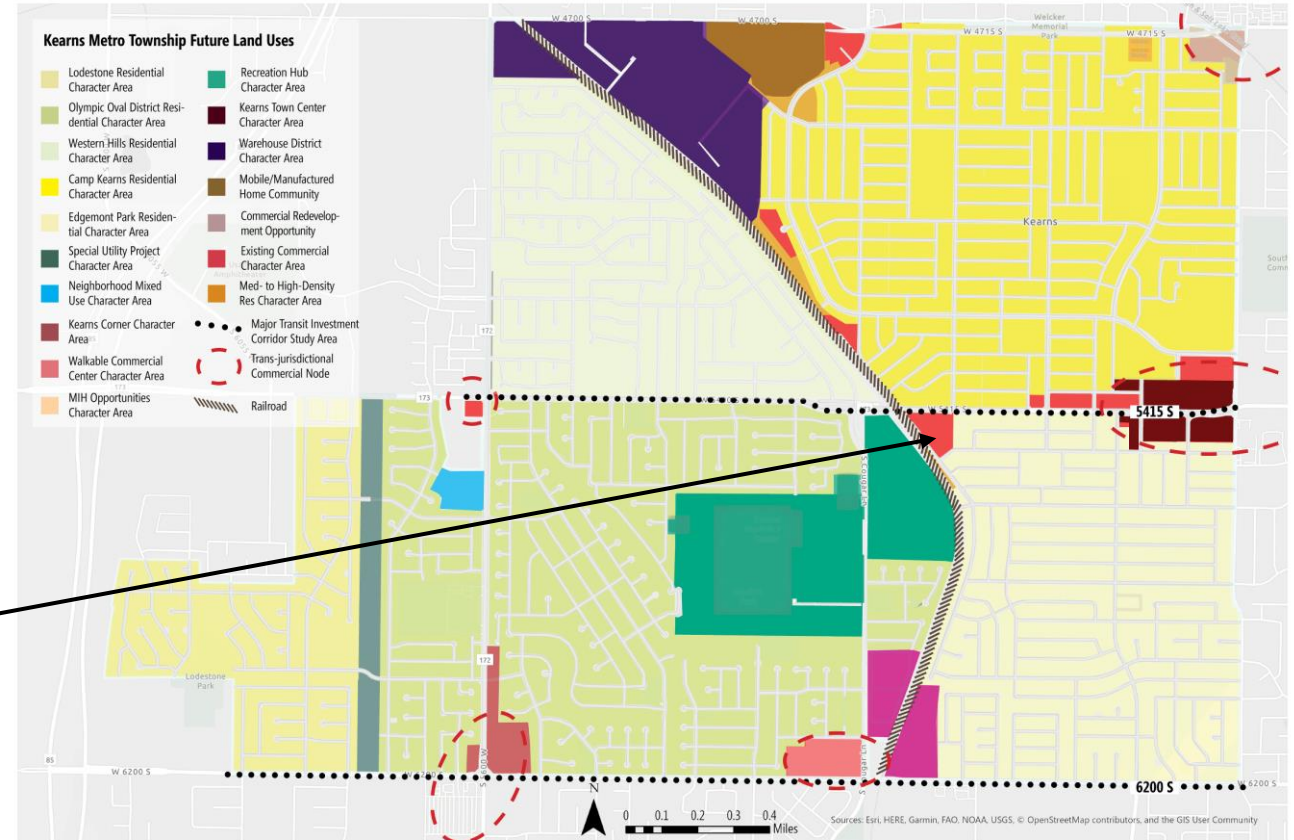
# NEW PERMITTED USE APPLICATION / BUSINESS LICENSE APPLICATION IN WAREHOUSE DISTRICT


- Equipmentshare recently purchased land on Honey Bear Lane
- Company has applied for a **permitted use** permit and business license; uses include renting out construction equipment and offering construction / digital services.
- Staff had met with EquipmentShare back in July to answer preliminary questions about the site; at that time, the company expected to bring **20 full-time, benefitted jobs paying above the median income**



# LAND USE APPROVAL GIVEN FOR NEW USE AT 4630 WEST 5500 SOUTH

- A local Kearns business will be using the site for office, storage, and installation of fiber optic telecommunication lines
- The approved site plan includes visual screening and limits the storage area to 15% of the site, consistent with Kearns' revised land use ordinances





# **LONG RANGE PLANNING**

# TOWN CENTER VISIONING & IMPLEMENTATION PROJECT

- Will provide an updated vision for the Town Center; will include a detailed implementation program
- Vision Statement:
  - *Leverage existing assets and opportunities in order to build an economically and culturally vibrant Kearns Town Center, which embraces Kearns' diversity, engages residents of all ages, and supports a multitude of businesses and activities.*
- Vision presentations to Council and Community Council expected Spring 2024
- Public and Business Owner Design Workshop expected Summer 2024





# KEARNS MOBILITY HUB PROJECT

- Will highlight existing transportation services in Kearns, while serving as one of Utah's first demonstrations of a mobility hub
- The project is fully funded and expected to be implemented by Summer 2024
- The hub will be located in the Town Center Area; we are waiting on final permissions for the site usage
- The public will be invited to help paint a sidewalk mural for the hub, and there will be a kick-off event to celebrate the installation

## MOBILITY HUB DESIGN THEME KEARNS YOUTH COUNCIL COLLABORATION

The Mobility Hub planning team collaborated with the Kearns Youth Council on a design theme for the Mobility Hub. In Fall 2022, the team had a series of visits with the Youth Council at Kearns High School, including a workshop in which the Youth Council developed ideas on key community and transportation themes, icons, colors, and fonts.



Ethnic  
Culture  
Diversity  
Inclusion  
Involvement

Growth  
Nostalgia  
Ties  
Hometown  
Suburban  
Passing through

Peaceful  
Little  
Small but strong  
Bangarter to Mountain View  
Oval  
Rec Center

Rec Center  
High school  
Diverse  
Safe place  
Friends  
Colorful

The Youth Council students brainstormed many ideas about the Kearns community (see words above). They expressed a clear preference for the Kearns High colors of green and yellow, and a "bubble" type font reminiscent of graffiti. The students developed ideas for a range of icons, including stars, homes, mountains, families, Kearns High Cougar paws, and others.

The team took the Youth Council's ideas and, through a few iterations, developed a design theme for the Kearns Mobility Hub. The design theme includes one central logo and a variety of other variations, icons, and words that reflect the students' ideas. The theme will be integrated into the Mobility Hub sites and materials promoting the Hub through elements such as logos, art, wayfinding signs, the Kearns Transportation website, and other applications.



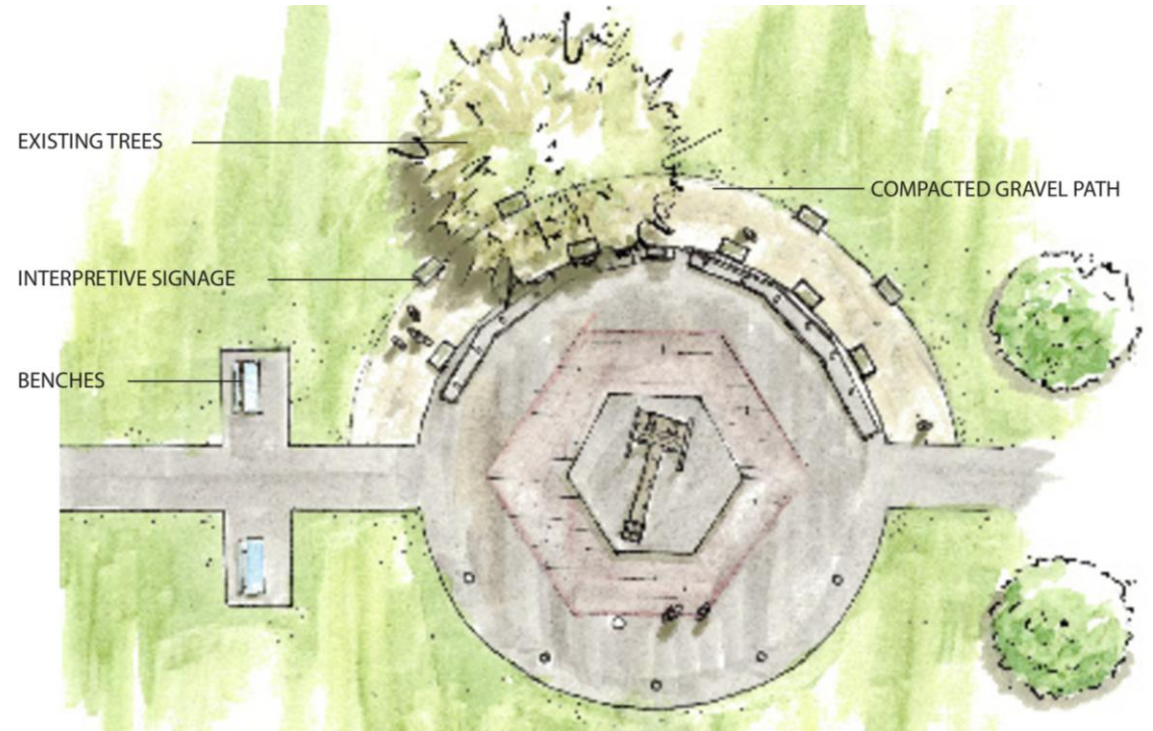
# THRIVING COMMUNITIES PROGRAM

- Kearns was the only community in Utah to be selected as a participant in the 2022 U.S. Department of Transportation Thriving Communities Program
- Kearns receives two years of technical assistance from federal consultants for planning and organizing transformative transportation grant applications
- Two priorities: 5400 South design and funding, railroad pedestrian crossings
- Kearns is also engaged in workforce development programming through Thriving Communities
- Public engagement will be a critical element once work begins (Spring 2024)



# CAMP KEARNS HISTORIC WALK


- Received \$21,500 in grant funding from Salt Lake County Tourism, Recreation, Culture and Convention Support Program
- Will install 10 historic panels at Kearns Veterans Memorial Plaza, and will design an accompanying website for public interaction with Kearns' history
- Collaboration with SLCo Parks & Rec, SHPO, SLCC, Kearns CC, and Kearns MTC
- Installation expected by Summer 2024



# KEARNS WATER USE AND PRESERVATION ELEMENT

- SB 110 (2022) amended General Plan requirements found in Utah Code 10-9a-403
- Kearns must prepare and adopt a “Water Use and Preservation Element” which integrates water management with land use planning
- Staff is working with a student from the U’s City + Metropolitan Planning program to collect necessary data and engage stakeholders
- Water Quality, Usage, and Conservation Survey is currently live
- Supplemental amendment to General Plan expected to be presented by end of 2024

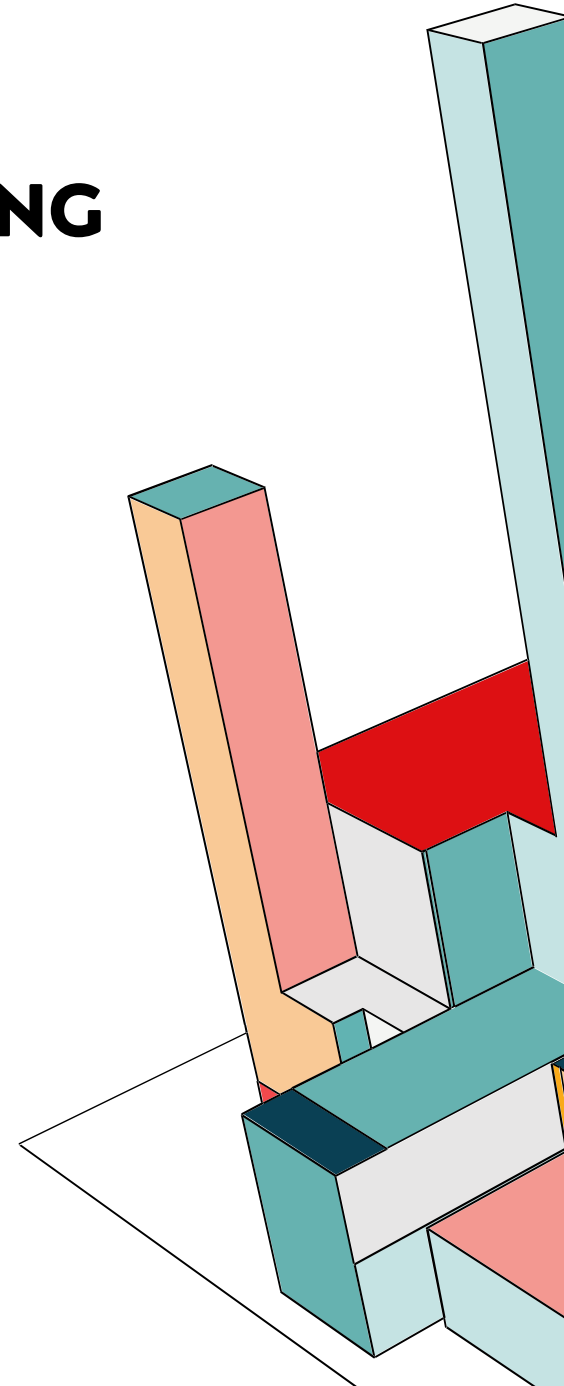




# TIPS FOR PUBLIC OUTREACH

# IF THE COMMISSION WANTS TO ENCOURAGE MORE PARTICIPATION IN MEETINGS OR PLANNING PROJECTS, STAFF RECOMMENDS:

- Include PC Meetings on Metro Township's Website Calendar
- Planning Commissioners advertise the available long range planning website: <https://bit.ly/lrp-kearns>. This is where the public can learn about opportunities to provide input on Kearns projects.
  - Consider including link on Kearns meeting agendas.
  - Consider advertising in MSD / Kearns newsletter and via MSD social media.
- Staff develops an infographic that gives directions for signing up for the Utah Public Notice Website notifications.
  - Consider sharing the infographic (applicable to all communities) in MSD newsletter and on MSD social media.
  - Commissioners could also share the infographic through their own social media accounts.



# EXAMPLE INFOGRAPHICS

## HOW TO MAKE THE BEST OMELET


**STEP 1**  
**CRACK EGGS**  
Add a bit of milk and beat together in a bowl.

**STEP 2**  
**CHOP GARLIC**  
The finer the garlic, the more juices and flavors come out into the dish.

**STEP 3**  
**CHOP PEPPERS**  
Chop small pieces, making sure to avoid seeds.

**STEP 4**  
**CHOP TOMATOES**  
Dice into small pieces so that you don't have big chunks.

**STEP 7**  
**COOK**  
Add all ingredients to a hot skillet and cook, stirring every 15 seconds.



## THE BASIC STEPS TO WRITING YOUR FIRST BOOK

**1** **OUTLINE**  
Map your main idea, chapters, plot summaries and characters.

**2** **1ST DRAFT**  
Do your research, get into a routine and start writing your first draft.

**3** **EDITING**  
It's time to revise! If you're able, use a professional editor or ask a friend.

**4** **2ND DRAFT**  
Apply your edits, get the story and tone right, then cut what needs cutting!

**5** **PUBLISH**  
Submit a book proposal or self-publish your book out into the world!

Get our detailed step-by-step guide at:  
[REALLYGREATSITE.COM](http://REALLYGREATSITE.COM)



## 5 STEPS BUSINESS INFOGRAPHICS

**STEP 01** **BUSINESS STEP ONE**  
Lorem ipsum dolor sit amet, consectetur adipiscing elit, sed diam nonummy nibh euismod tincidunt ut laoreet dolore

**STEP 02** **BUSINESS STEP TWO**  
Lorem ipsum dolor sit amet, consectetur adipiscing elit, sed diam nonummy nibh euismod tincidunt ut laoreet dolore

**STEP 03** **BUSINESS STEP THREE**  
Lorem ipsum dolor sit amet, consectetur adipiscing elit, sed diam nonummy nibh euismod tincidunt ut laoreet dolore

**STEP 04** **BUSINESS STEP FOUR**  
Lorem ipsum dolor sit amet, consectetur adipiscing elit, sed diam nonummy nibh euismod tincidunt ut laoreet dolore

**STEP 05** **BUSINESS STEP FIVE**  
Lorem ipsum dolor sit amet, consectetur adipiscing elit, sed diam nonummy nibh euismod tincidunt ut laoreet dolore



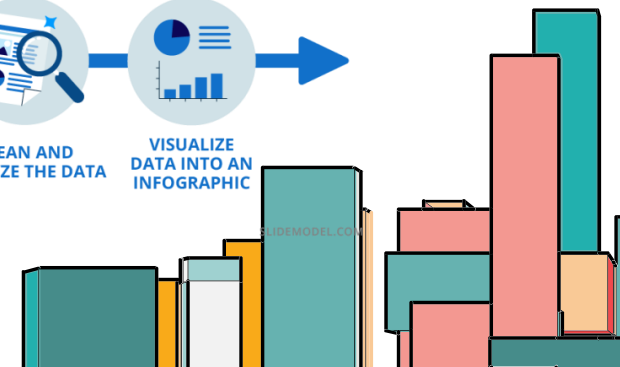
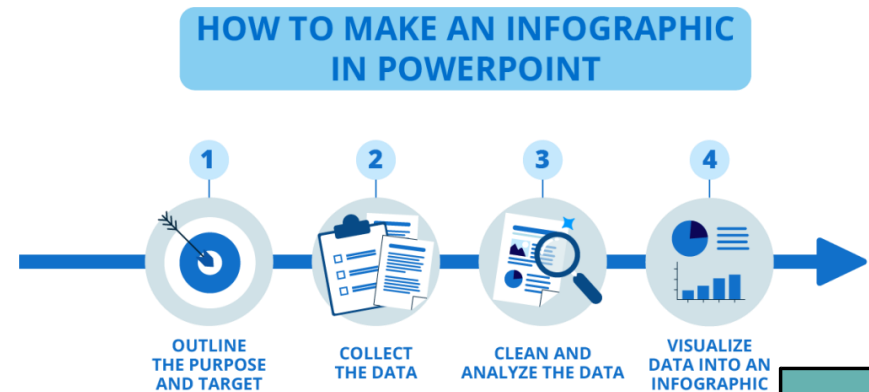
## HOW TO MAKE AN INFOGRAPHIC IN POWERPOINT

**1** **OUTLINE THE PURPOSE AND TARGET**

**2** **COLLECT THE DATA**

**3** **CLEAN AND ANALYZE THE DATA**

**4** **VISUALIZE DATA INTO AN INFOGRAPHIC**



Staff can always be contacted to answer questions about plans, projects, or upcoming meetings.

Staff assignments are given by the Council or by vote of the Planning Commission ONLY.

Agenda requests must be sent to the PC Chair.

# CONTACT

Kayla Mauldin

801-381-2663

[KMauldin@msd.utah.gov](mailto:KMauldin@msd.utah.gov)

<https://bit.ly/lrp-kearns>

