

2023 Utah Educator Preparation Program (EPP) Annual Report

UTAH STATE BOARD OF EDUCATION

Prepared by:
Lisa McLachlan, PhD
Educator Preparation Coordinator

Contents

Introduction	3
Overview of Programs	4
Program Enrollment	5
Teacher Preparation Program Enrollment Over Time	7
Program Completers	11
Retention of Teacher Preparation Program Completers	13
Candidate Performance Data	15
Pedagogical Performance Assessments (PPAs)	15
Foundations of Reading Assessment	19
Appendix A	21
Appendix B	23

Introduction

An educator preparation program (EPP) is defined in Utah Administrative Rule R277-303 as a comprehensive program administered by an entity that is intended to prepare individuals to meet the requirements for a Utah professional license or license area of concentration. Educator Preparation Programs may include a program developed by or associated with an institution of higher education, individual Local Education Agencies (LEAs), a consortium of LEAs, or the Board.

The State Board of Education is responsible for establishing standards for the approval of educator preparation programs (53E-6-302). These standards are contained in Utah Administrative Rules R277-303, R277-304, R277-305, and R277-306. They are designed to ensure that individuals successfully completing approved programs have gained and demonstrated the knowledge and skills necessary to be effective educators in Utah schools. All approved educator preparation programs are periodically reviewed by State Board staff to ensure they meet or exceed the established standards. Programs may be approved to recommend educators in one or more of the following license areas:

- Early Childhood Education (preK-3)
- Elementary Education (K-8)
- Secondary Education (6-12)
- Preschool Special Education (birth – age 5)
- Special Education (K-12+)
- Deaf Education
- School Leadership
- School Counselor K-12
- School Psychologist K-12
- School Social Worker K-12
- Audiologist
- Speech Language Pathologist
- Speech Language Technician

This report will present data and information on Utah's educator preparation programs collected during the 2022-2023 school year, including information on program enrollment, educators recommended for licensure (program completers), program performance data, and programs' perceptions of how they are meeting the new Utah Educator Preparation Program Standards.

Overview of Programs

Currently, Board staff have approved 10 university-based educator preparation programs and 50 Alternative Pathway to Professional Educator License (APPEL) programs administered by local school districts or charter schools, consortiums of school districts or charter schools, private schools, or the Board.

University-Based Educator Preparation Programs

Utah's traditional educator preparation programs are administered by institutions of higher education and generally prepare educators to receive a degree and a professional educator license. Most preparation programs are offered in connection with a bachelor's, master's, or doctoral degree program. Two universities offer a graduate level licensure only program, Utah State University and Weber State University. Board staff have approved preparation programs in multiple license areas at 10 universities in Utah. For a complete list of university-based preparation programs in Utah by license area and institution, see Appendix A.

Alternative Pathway to Professional Educator License (APPEL) Programs

Utah's Alternative Pathway to Professional Educator License (APPEL) programs were created in 2020 and prepare individuals to meet the requirements of a professional teaching license. APPEL programs are administered by local school districts, charter schools, private schools, consortiums of districts or schools, or the Board. Generally, candidates who are enrolled in an APPEL program have earned a bachelor's degree or higher from an institution of higher education and are employed in a school which has a partnership with an approved APPEL program.

The APPEL-Sped program is administered by Board staff and prepares candidates for licensure in preschool special education (birth-age 5) and special education (K-12+). APPEL programs administered by local school districts, charter schools, or private schools prepare candidates for licensure in early childhood education, elementary education, secondary education, and career and technical education. Utah currently has 49 approved APPEL programs administered by public or private schools or consortiums of public or private schools and one program administered by the Board (APPEL-Sped). These programs include partnerships with 139 school districts or charter schools and 25 private schools. For a list of approved APPEL programs, see Appendix B.

Program Enrollment

About 8,098 candidates were enrolled in an educator preparation program administered by an institution of higher education from September 1, 2022 to August 31, 2023. Of these candidates, 2,876 (36%) individuals were working towards a professional secondary license, 2,530 (31%) individuals were working towards a professional elementary license, and 603 (7%) individuals were working towards a professional special education license. The total number of individuals who were enrolled in an educator preparation program administered by an institution of higher education during the 2022-2023 academic year are presented by institution in Table 1.

Table 1

Total Enrollment in an EPP Administered by Institution of Higher Education 2022-2023

Institution	Individuals Enrolled
Utah State University	2,074
Brigham Young University	1,796
Southern Utah University	943
Weber State University	875
Utah Valley University	732
Western Governors University	677
University of Utah	644
Utah Tech University	161
Rocky Mountain University of Health Professions	150
Westminster University	46
Total	8,098

From September 1, 2022 to August 31, 2023, about 2,027 candidates were enrolled in an APPEL program. Of these candidates, 1,166 (58%) were working towards a professional secondary license, 595 (29%) were working towards a professional elementary license, and 226 (11%) were working towards a professional special education license. Table 2 presents the APPEL programs with the largest enrollment during the 2022-2023 school year. The Utah Association of Public Charter Schools had the most individuals enrolled in their APPEL program with 287 individuals. The APPEL-Sped program, administered by Board staff had 233 individuals enrolled and the Davis School District APPEL program had 144 individuals enrolled. Jordan School District's APPEL program had almost as many individuals enrolled in their APPEL program as Davis School District, with 143 individuals enrolled.

Table 2*APPEL Programs with the Largest Enrollment During the 2022-2023 School Year*

Program Name	Individuals Enrolled
Utah Association of Public Charter Schools	287
APPEL-Sped (USBEL)	233
Davis School District	144
Jordan School District	143
Granite School District	126
Alpine School District	122
Southwest Educational Development Center	121
Northern Utah Educational Services	75
Canyons School District	74
Wasatch Front Consortium	51

For a comprehensive look at teacher preparation program enrollment, the number of individuals who were working towards a professional teaching license area through an APPEL program were combined and compared to the number of individuals who were working towards a professional teaching license area through a university-based program. Table 3 presents the number of individuals working towards a professional teaching license by license area and entity during the 2022-2023 academic year.

Table 3*Teacher Preparation Program Enrollment by License Area and Entity 2022-2023*

Teacher Preparation Program	Early				Total
	Childhood	Elementary	SEC^a	SPED^b	
All APPEL Programs	19	595	1180	233	2027
Brigham Young University	113	646	715	106	1580
Utah State University	20	345	958	207	1530
Weber State University	103	318	372	67	860
Utah Valley University	N/A	343	284	45	672
Western Governors University	0	394	123	85	602
Southern Utah University	N/A	277	183	89	549
University of Utah	10	80	167	64	321
Utah Tech University	N/A	105	56	N/A	161
Westminster University	N/A	22	18	6	46

^aSEC includes both Career & Technical Education and Secondary Education areas

^bSPED includes Special Education K-12, Preschool Special Education, and Deaf Education areas

N/A = program is not offered at this institution

When enrollment in all APPEL programs is combined, APPEL programs represent more teacher licensure candidates than any individual university program, with 2,027 total candidates enrolled in an APPEL program compared to 1,580 candidates enrolled in Brigham Young University's teacher licensure programs. Total enrollment in Utah State University's teacher licensure programs was 1,530 individuals and Weber State University's teacher licensure program enrollment was 860 during the 2022-2023 academic year.

About 1,777 individuals were working towards a professional educator license in an education support area, such as school leadership and school counselor. Approved programs in 'support areas' are only offered through a university-based preparation program. Table 4 presents the number of individuals enrolled in a 'support area' preparation program by license area and institution during the 2022-2023 academic year.

Table 4

Support Services Enrollment by License Area and Entity 2022-2023

Institution	School Leadership	School Counselor	School Social Worker	School Psych	Audiologist	Speech-Lang Pathology	Total
Utah State University	127	118	52	18	27	202	544
Southern Utah University	394	N/A	N/A	N/A	N/A	N/A	394
University of Utah	71	34	44	56	27	91	323
Brigham Young University	64	N/A	77	36	39	N/A	216
Rocky Mountain Univesity	N/A	92	N/A	N/A	N/A	58	150
Western Governors University	75	N/A	N/A	N/A	N/A	N/A	75
Utah Valley University	17	43	N/A	N/A	N/A	N/A	60
Weber State University	15	N/A	N/A	N/A	N/A	N/A	15

N/A = Program is not offered at this institution

Utah State University had more individuals enrolled in 'support area' programs than any other Utah university, with 544 individuals enrolled across six licensure program areas. Southern Utah University had 394 individuals enrolled in their School Leadership program, which is the only 'support area' program they offer. University of Utah had 323 individuals enrolled in a 'support area' program, with that number also spread out across six licensure program areas.

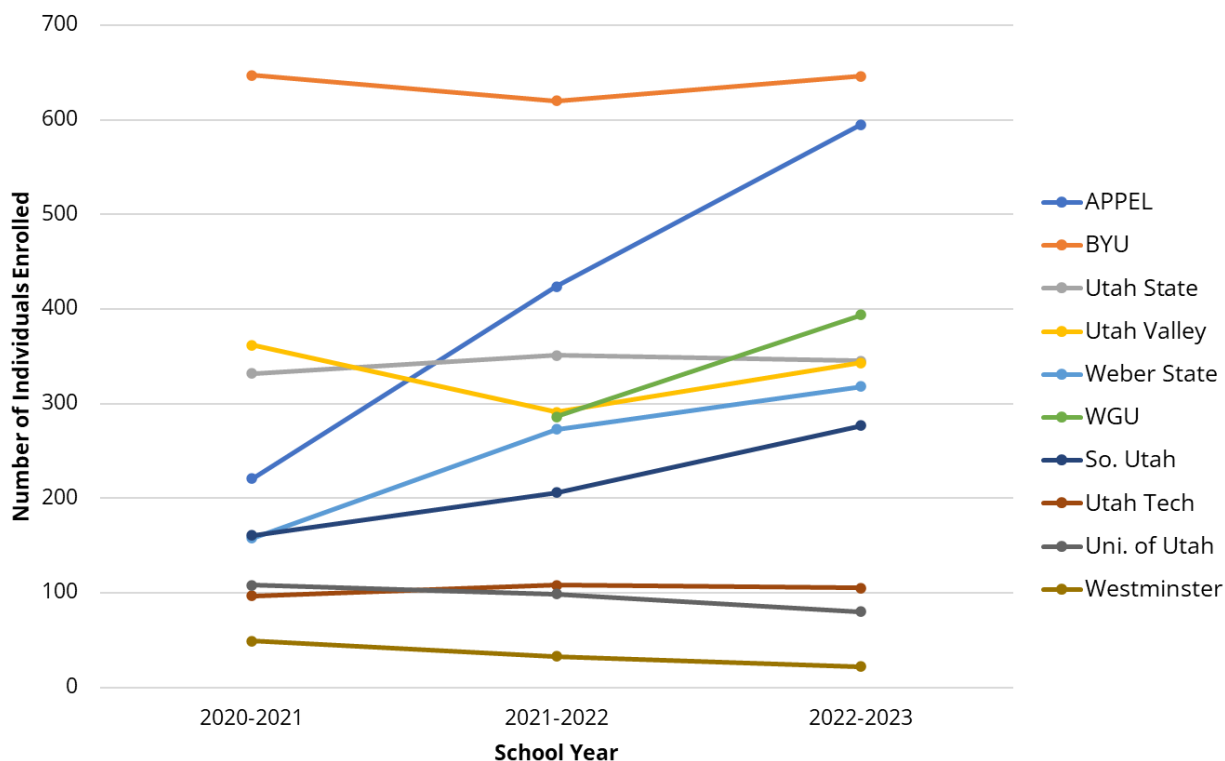
Teacher Preparation Program Enrollment Over Time

To determine trends in teacher preparation program enrollment over time, the number of individuals who were enrolled in a teacher preparation program from the 2020-2021 to the 2022-2023 school years are compared by license area and entity. Figure 1 presents the number of individuals enrolled in an elementary preparation program from the 2021-2023 school years, with the 'APPEL' line representing the total number of individuals working towards a professional elementary license area through an APPEL program. Western

Governors University (WGU) changed the way they report enrollment in 2022. Therefore, only two academic years of enrollment are reported for WGU (2021-2022 and 2022-2023).

Figure 1

Elementary Preparation Program Enrollment from 2020 – 2023



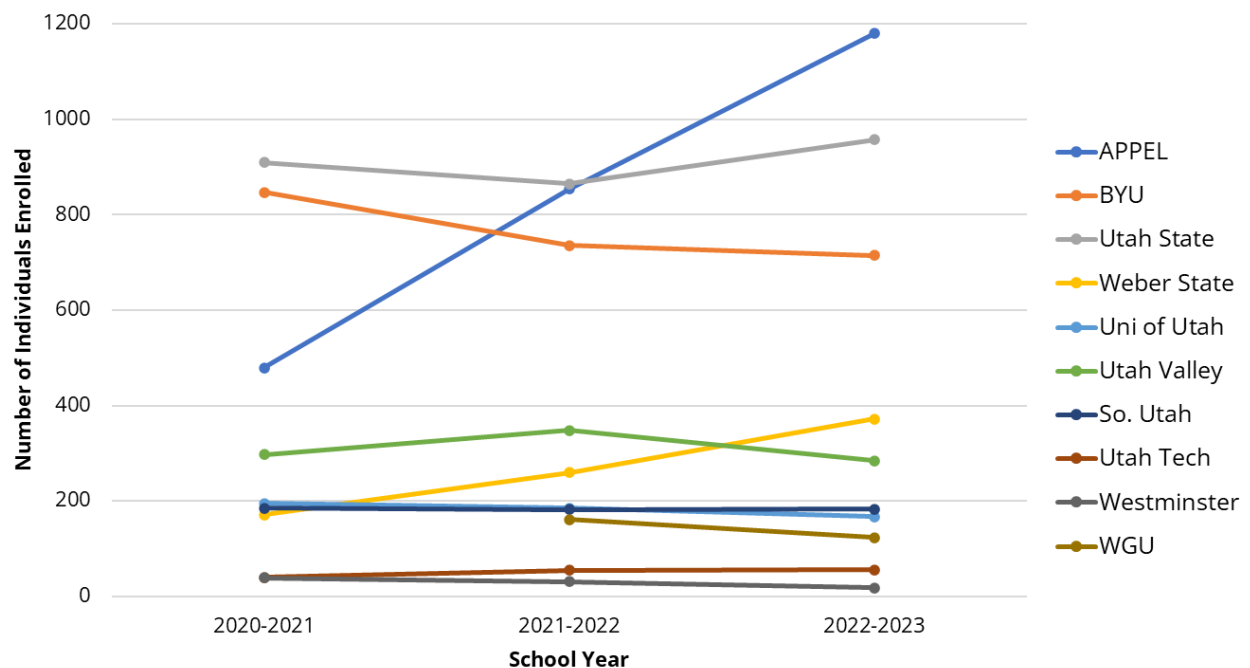
Most elementary preparation programs had similar or more candidates enrolled in their programs during the 2022-2023 school year than in the 2020-2021 school year, except University of Utah and Westminster University. The University of Utah had a 26% decrease in candidates enrolled in their elementary program and Westminster University had a 55% decrease in candidates enrolled in their elementary program since the 2020-2021 school year.

Elementary candidates enrolled in an APPEL program increased 169% from 2021 to 2023, representing the largest increase in enrollment for all elementary preparation programs in the last three years. Weber State University and Southern Utah University have also seen large increases in elementary program enrollment in the last three years, with Weber State University increasing enrollment by 101% and Southern Utah University increasing enrollment by 72% since the 2020-2021 academic year.

Figure 2 presents the number of individuals enrolled in a secondary preparation program from the 2020-2021 to the 2022-2023 school year, with the 'APPEL' line representing the total number of individuals working towards a professional secondary license area through an APPEL program. Western Governors University (WGU) changed the way they report enrollment in 2022. Therefore, only two academic years of enrollment are reported for WGU (2021-2022 and 2022-2023).

Figure 2

Secondary Preparation Program Enrollment from 2020 – 2023



Most secondary preparation programs had similar or more candidates enrolled in their programs during the 2022-2023 school year than in the 2020-2021 school year, except Brigham Young University, University of Utah, and Westminster University. Brigham Young University had a 16% decrease in candidates enrolled in their secondary programs, University of Utah had a 14% decrease in candidates enrolled in their secondary programs and Westminster University had a 54% decrease in candidates enrolled in their secondary programs since the 2020-2021 school year.

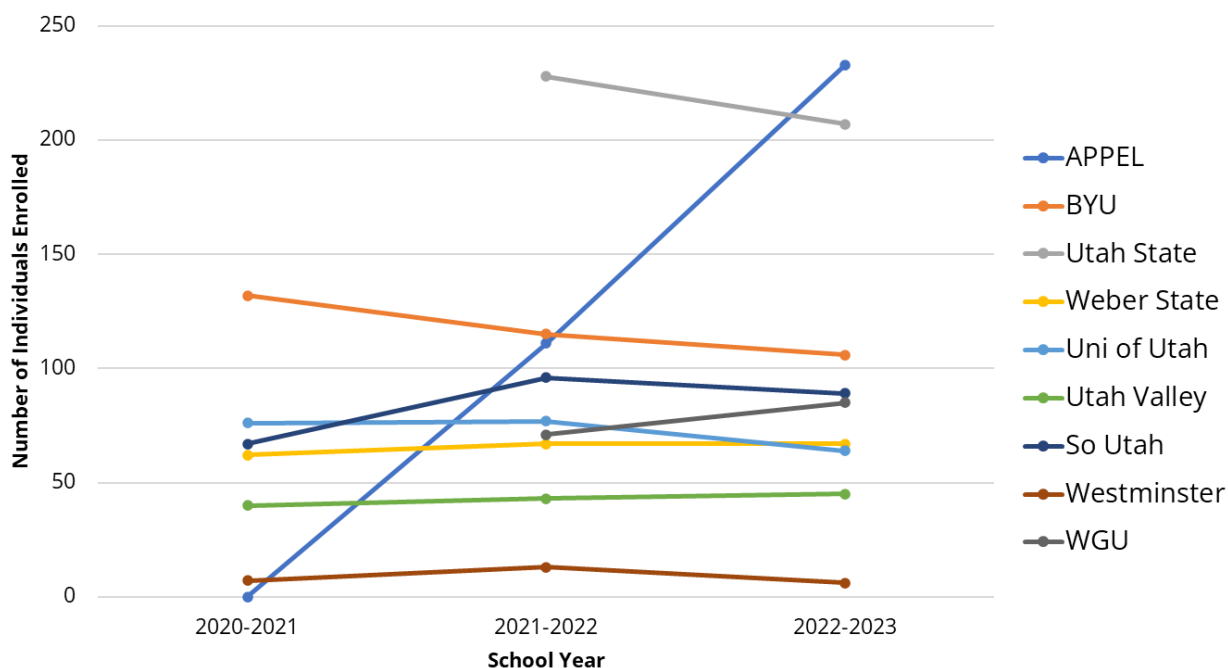
Secondary candidates enrolled in an APPEL program increased 146% from 2021 to 2023, representing the largest increase in enrollment for all secondary preparation programs in the last three years. Weber State University and Utah Tech University have also seen large increases in secondary program enrollment in the last three years, with Weber State

University increasing enrollment by 118% and Utah Tech University increasing enrollment by 40% since the 2020-2021 academic year.

Figure 3 presents the number of individuals enrolled in a special education, preschool special education, or deaf education preparation program from the 2020-2021 to the 2022-2023 school years, with the 'APPEL' line representing the total number of individuals working towards a professional special education or preschool special education license area through an APPEL program. Western Governors University (WGU) and Utah State University (USU) changed the way they report special education enrollment in 2022. Therefore, only two academic years of enrollment are reported for WGU and USU (2021-2022 and 2022-2023). Utah Tech University does not currently offer a special education licensure program.

Figure 3

Special Education, Preschool Special Education, and Deaf Education Preparation Program Enrollment from 2020 – 2023



Most special education, preschool education and deaf education preparation programs had similar or more candidates enrolled in their programs during the 2022-2023 school year than in the 2020-2021 school year, except Brigham Young University and University of Utah. Brigham Young University had a 20% decrease in candidates enrolled in their special education programs and University of Utah had a 16% decrease in candidates enrolled in their special education programs since the 2020-2021 school year.

The APPEL-Sped program first admitted candidates into its program during the 2021-2022 school year and has seen a 110% increase in enrollment during the last two academic years. Southern Utah University has also seen a large increase in special education program enrollment, with a 33% increase in enrollment over the last three academic years.

Program Completers

Individuals who successfully complete all the requirements of an educator preparation program and are recommended for a professional educator license by that program are considered program completers. From September 1, 2022 and August 31, 2023 about 3,299 individuals successfully completed an university-based preparation program. Of these completers, 1,357 (41%) individuals completed an elementary preparation program, 908 (28%) individuals completed a secondary preparation program, and 479 (15%) individuals completed a special education, preschool special education, or deaf education program. The total number of individuals who completed an educator preparation program administered by an institution of higher education during the 2022-2023 academic year are presented by institution in Table 5.

Table 5

Total Completers of an EPP Administered by an Institution of Higher Education 2022-2023

Institution	Total Completers
Western Governors University	1,334
Utah State University	522
Brigham Young University	412
Utah Valley University	304
Southern Utah University	231
Weber State University	217
University of Utah	188
Utah Tech University	69
Westminster University	22
Rocky Mountain University of Health	0

From September 1, 2022 and August 31, 2023 about 306 individuals successfully completed an APPEL program. Of these completers, 184 (60%) individuals earned a professional secondary license area, and 115 (38%) individuals earned a professional elementary license area. Table 6 presents the APPEL programs with the largest number of completers during the 2022-2023 school year. The Utah Association of Public Charter Schools had the most individuals complete their APPEL program with 52 individuals. Granite School District and

Southwest Educational Development Center (SEDC) had 30 completers during the 2022-2023 school year.

Table 6

APPEL Programs with the Largest Number of Completers During the 2022-2023 School Year

Program Name	Total Completers
Utah Association of Public Charter Schools	52
Granite School District	30
Southwest Educational Development Center (SEDC)	30
Jordan School District	27
Canyons School District	26
Alpine School District	18
Davis School District	18
Ogden School District	18

The total number of individuals who earned a professional teaching license area through an APPEL program during the 2022-2023 school year were compared to the number of individuals who earned a professional teaching license area through a university-based program. Table 7 presents the number of individuals who completed a teacher preparation program license area and entity during the 2022-2023 academic year.

Table 7

Teacher Preparation Program Completers by License Area and Entity 2022-2023

Teacher Preparation Program	Early				Total
	Childhood	Elementary	SEC^a	SPED^b	
Western Governors University	1	744	234	243	1,222
Utah State University	23	155	143	99	420
Brigham Young University	26	131	170	33	360
Utah Valley University	N/A	119	121	26	266
Weber State University	13	75	101	24	213
Southern Utah University	N/A	55	60	29	144
University of Utah	2	30	39	22	93
Utah Tech University	N/A	38	31	N/A	69
Westminster University	N/A	10	9	3	22
	65	1357	908	479	2,809

^aSEC includes both Career & Technical Education and Secondary Education areas

^bSPED includes Special Education K-12, Preschool Special Education, and Deaf Education areas

N/A = program is not offered at this institution

Western Governors University had the most teacher preparation program completers with 1,222 individuals who completed their programs during the 2022-2023 school year. Utah State University has 420 individuals complete their teacher preparation programs and Brigham Young University had 360 individuals complete their teacher preparation programs during the 2022-2023 academic year.

About 490 individuals earned a professional educator license in an education support area, such as school Leadership and school Counselor. Approved programs in 'support areas' are only offered through a university-based preparation program. Table 8 presents the number of individuals who completed a 'support area' preparation program by license area and institution during the 2022-2023 academic year.

Table 8

Completers of Education Support Area Programs by License Area and Entity 2022-2023

Institution	School Leadership	School Counselor	School Social Work	School Psych	Audio-logist	Speech-Lang Pathology	Total
Western Governors University	112	N/A	N/A	N/A	N/A	N/A	112
Utah State University	26	50	8	7	0	11	102
University of Utah	25	20	25	2	0	23	95
Southern Utah University	87	N/A	N/A	N/A	N/A	N/A	87
Brigham Young University	27	N/A	5	10	0	10	52
Utah Valley University	19	19	N/A	N/A	N/A	N/A	38
Weber State University	4	N/A	N/A	N/A	N/A	N/A	4
Rocky Mountain University	N/A	0	N/A	N/A	N/A	0	0

N/A = program is not offered at this institution

Western Governors University had 112 individuals complete their School Leadership program in the 2022-2023 academic year, which is the only 'support area' program they offer. Utah State University had 102 individuals complete a 'support area' program and University of Utah had 95 individuals complete a 'support area' program, with both these numbers spread out across five licensure program areas at each university.

Retention of Teacher Preparation Program Completers

A cohort of individuals who completed a Utah teacher preparation program between September 1, 2020 and August 31, 2021 were followed for three academic years to determine how many were employed in a Utah school district or charter school up to three years after completing their programs. A total of 2,745 individuals completed a Utah teacher preparation program during the 2020-2021 school year and received a Utah professional teaching license.

Utah educator employment records indicated that among the individuals who completed a Utah teacher preparation program during the 2020-2021 school year, about 1,472 (54%) were employed in a Utah school district or charter school the following academic year (2021-2022), 1,395 (51%) were employed in a Utah school district or charter school two years after completing their programs (2022-2023), and 1,247 (45%) were employed in a Utah school district or charter school three years after completing their programs or at the start of the 2023-2024 school year. Employment information was not available for Individuals who may have been employed as an educator in a Utah private school, employed as an educator in another state or jurisdiction, employed in another job outside of teaching, or not employed. Table 9 presents the three-year retention rate of the 2020-2021 cohort of Utah teacher preparation program completers by preparation program and academic year.

Table 9

Three-Year Retention Rates of the 2020-2021 Cohort of Teacher Preparation Program Completers by Utah Preparation Program

Program or Institution	Number Completed 2020-2021	Completers Working in 2021-2022	Percent Working in 2021-2022	Completers Working in 2022-2023	Percent Working in 2022-2023	Completers Working in 2023-2024	Percent Working in 2023-2024
All APPEL Programs	71	70	99%	67	94%	61	86%
Brigham Young University	410	223	54%	180	44%	141	34%
Southern Utah University	121	74	61%	79	65%	75	62%
University of Utah	197	163	83%	151	77%	131	66%
Utah State University	332	220	66%	209	63%	191	58%
Utah Tech University	67	44	66%	39	58%	37	55%
Utah Valley University	267	193	72%	179	67%	159	60%
Weber State University	232	197	85%	197	85%	177	76%
Western Governors University	1,063	267	25%	272	26%	256	24%
Westminster University	27	21	78%	22	81%	19	70%
Total	2,787	1,472	53%	1,395	50%	1,241	45%

Completers of APPEL programs had the highest three-year retention rate with 86% of teachers who completed an APPEL program in the 2020-2021 school year were still teaching in a Utah school district or charter school at the start of the 2023-2024 school year. About 76% of Weber State University's teacher preparation program completers in the 2020-2021 school year and 70% of Westminster University's teacher preparation program completers in the 2020-2021 were still employed in a Utah school district or charter school at the start of the 2023-2024 school year.

Western Governors University (WGU) had the lowest retention rate, with only 25% of completers working in a Utah school district or charter school the following school year after completing their teacher preparation program. However, this retention rate remained relatively the same three years after. Meaning, if the teacher was employed one year after completing their preparation program at WGU, they were very likely to still be employed three years after completing their program. If WGU is removed from the analysis, the average retention rate of completers of Utah's teacher preparation programs one year after becoming licensed is 71%, two years is 66%, and three years after completing their preparation program is 59%.

Candidate Performance Data

Candidates enrolled in teacher preparation programs may have to pass various assessments as evidence they have demonstrated competencies defined in Board rule before they are recommended for a professional teaching license. Analyzing the results of these assessment provides information on how well candidates are prepared to demonstrate these competencies.

Two common assessments used in Utah's teacher preparation programs are the pedagogical performance assessment, which is required for all teacher preparation candidates who earn their initial professional teaching license after August 31, 2021, and the Foundations of Reading assessment which is required for all elementary, early childhood, and special education candidates who earn their professional license in elementary, early childhood, and special education after August 31, 2022.

Pedagogical Performance Assessments (PPAs)

All individuals who complete a Utah teacher preparation program and are recommended for a Utah professional teaching license after August 31, 2021 are required to complete an approved pedagogical performance assessment. The Board has approved three pedagogical performance assessments (PPAs) for use in all teacher preparation programs that meet the [Utah Pedagogical Performance Assessment Standards](#) approved by the Board. Approved pedagogical performance assessments include the PPAT ([administered by ETS](#)), the edTPA ([administered by Pearson](#)), and the Davis Pedagogical Performance Assessment (DPPA), [administered by Davis School District](#).

Each teacher preparation program chooses which pedagogical performance assessment (PPA) they will use in their programs and provides support for candidates in their programs to complete the selected PPA. Approved PPAs measure general teaching competencies,

such as planning lessons that meet a variety of student needs, evaluating student learning outcomes, and using instructional strategies that promote student engagement and learning. For more information on the pedagogical performance assessment (PPA) requirement for licensure, visit this [informational flyer](#).

During the 2021-2022 and the 2022-2023 school years, the PPA requirement was in the pilot phase, meaning candidates needed to complete the assessment and receive any score to be considered to have passed the assessment. Starting September 1, 2023, candidates will need to receive a score at or above the state require cut score to pass the assessment and receive their professional teaching license. Pass rates for the pedagogical performance assessment are presented at the state established cut scores, which will go into effect on September 1, 2023. All candidates who completed the PPA prior to September 1, 2023 are considered to have passed the assessment.

2022-2023 edTPA Results

The edTPA has multiple variations of assessments that are aligned to the subject area the candidate is being prepared in. Candidates are expected to complete the edTPA that aligns to the content area for which they are seeking licensure. Two Utah universities and five APPEL programs have adopted the edTPA as their pedagogical performance assessment: Utah Valley University, Western Governors University, Athenian eAcademy, DaVinci Academy, John Handcock Charter School, Karl G. Maeser Academy and Providence Hall Charter School. Statewide results from each edTPA test completed during the 2022-2023 school year are presented in Table 10.

Results indicate the statewide average edTPA score for all subject areas during the 2022-2023 school year exceeded the future passing score for the respective subject area. Elementary Education candidates had the highest relative average score of 54, which is 12 points higher than the future passing score for this subject area. K-12 Performing Arts, Secondary English Language Arts, and Secondary Humanities and Social Sciences candidates had the second highest relative average score of 46, which is 11 points higher than the future passing score for these subject areas. Secondary Mathematics candidates had the lowest relative average score of 39, which is four points higher than the future passing score in this subject area.

Table 10*Statewide edTPA Test Results during the 2022-2023 School Year by Test Name*

edTPA Test Name	Number of Test Takers	Average Score	Future Passing Score
ElemEd: Literacy/Math Task 4	555	54	42
Health Education	26	43	35
K-12 Performing Arts	12	46	35
Secondary English Language Arts	62	46	35
Secondary Humanities and Social Sciences	31	46	35
Secondary Mathematics	37	39	35
Secondary Science	51	43	35
Special Education	148	44	35
World Language	10	36	30

2022-2023 PPAT Results

All teacher preparation candidates, regardless of which content area they are being prepared in, complete the same PPAT task requirements. Seven Utah universities and 44 APPEL programs have adopted the PPAT for use in their teacher preparation programs. The future passing score for the PPAT, which will go into effect on September 1, 2023, is 36. All candidates who complete the PPAT prior to September 1, 2023 are considered to have passed. Statewide results from the PPAT assessment have remained the same during the 2021-2022 and the 2022-2023 school years, as presented in Table 11.

Table 11*Statewide Results from the PPAT Assessment 2021-2022 and 2022-2023*

School Year	Number of Test Takers	Average Score	Percent Scored 36 or Higher
2021-2022	1,467	40	78%
2022-2023	1,784	40	78%

Table 12 compares statewide 2022-2023 PPAT results by university-based teacher preparation programs and APPEL programs.

Table 12*2022-2023 PPAT Results by University-Based Programs and APPEL Programs*

Type of Teacher Preparation Pathway	Number of Test Takers	Percent Scored	
		Average Score	36 or Higher
All University-based programs	1,251	41	85%
All APPEL programs	512	36	63%

Results suggest candidates enrolled in university-based teacher preparation programs scored higher than candidates who were enrolled in APPEL programs, with an average score of 41 to 36 respectively. Candidates enrolled in university-based programs were also more likely to score a 36 or higher, with 85% of candidates in university-based programs scoring a 36 or higher compared to 63% of candidates in an APPEL program scoring 36 or higher. PPAT results gathered during the 2022-2023 academic year from university-based teacher preparation program candidates are presented by institution in Table 13.

Table 13*2022-2023 PPAT Results from University-Based Teacher Preparation Programs by Institution*

Institution	Number of Test Takers	Percent Scored	
		Average Score	36 or Higher
Brigham Young University	385	43	94%
Westminster University	16	42	94%
Southern Utah University	137	40	80%
University of Utah	112	42	88%
Utah State University	373	40	80%
Utah Tech University	68	41	88%
Weber State University	179	39	75%

Brigham Young University had the highest average PPAT score (43) and the largest percentage of candidates who scored a 36 or higher (94%). Utah Tech University and University of Utah had similar results, with candidates at the University of Utah receiving an average score of 42 and candidates at Utah Tech University receiving an average score of 41. Both the University of Utah and Utah Tech University had 88% of their candidates who score a 36 or higher on the PPAT.

Table 14 presents the APPEL programs with the highest PPAT scores during the 2022-2023 school year. Due to privacy concerns, only APPEL programs with five or more test takers during the 2022-2023 school year are presented. Candidates enrolled in Nebo School District's APPEL program, Provo City School District's APPEL program, and Logan City School

District's APPEL program had the highest average PPAT score during the 2022-2023 school year, with 100% of Nebo School District's six candidates and Provo School District's five candidates scoring a 36 or higher on the PPAT. Eighty-six percent of candidates in Logan City School District's APPEL program scored a 36 or higher on the PPAT during the 2022-2023 school year.

Table 14

APPEL Programs with the Highest PPAT Scores during the 2022-2023 School Year

APPEL Program Name	Number of Test Takers	Average Score	Percent Scored 36 or Higher
Nebo School District	6	43	100%
Provo City School District	5	43	100%
Logan City School District	7	43	86%
Northeastern Utah Educational Services (NUES)	12	39	83%
Granite School District	27	41	81%
Wasatch Front Consortium	15	39	80%
Alpine School District	30	39	77%
Canyons School District	23	40	74%

NOTE: Only programs with five or more test takers are presented

Foundations of Reading Assessment

During the 2020 General Session, the Utah State Legislature established a new licensing requirement for individuals seeking a professional teaching license in early childhood, elementary, and special education (see [Utah Code 53E-6-301](#)). Candidates seeking licensure in these areas are required to pass a literacy preparation assessment before they are eligible to receive a professional educator license. In 2021, the Utah State Board of Education selected Pearson's [Foundations of Reading](#) test as the literacy preparation assessment required for licensure. Any individual seeking a professional license in early childhood, elementary, or special education on or after September 1, 2022 will need to pass the Foundations of Reading assessment before they are recommended for licensure.

During the pilot phase (through August 31, 2024), candidates who take the test must pass with a minimum score of 100 or higher, which is the lowest score a candidate will receive if they successfully finish the test. In Spring of 2024, a standard setting will be conducted on Utah pilot test data and a state established cut score will be determined. The state established cut score will go in effect on September 1, 2024. Any candidate who applies for a professional teaching license in early childhood, elementary or special education will

need to receive a score at or above the state established passing score to receive their professional license.

Table 15 presents Foundations of Reading results from candidates who were enrolled in a university-based teacher preparation program and took the Foundations of Reading test during the 2022-2023 school year. The results are disaggregated by institution of higher education. While Utah has not established a passing score yet, the percentage of candidates who scored at or above the national passing score recommended by Pearson (240) are also presented in Table 15.

Table 15

2022-2023 Foundations of Reading Scores by Institution of Higher Education

Institution	Number of Test Takers	Average Score	Percent Scored 240 or Higher
Brigham Young University	211	251	77%
Southern Utah University	108	254	75%
University of Utah	70	237	46%
Utah State University	208	236	46%
Utah Tech University	37	250	76%
Utah Valley University	112	241	56%
Weber State University	80	242	61%
Western Governors University	804	236	49%
Westminster University	10	238	60%

Candidates enrolled in a teacher preparation program at Southern Utah University had the highest average Foundations of Reading score at 253. Candidates enrolled at Brigham Young University and Utah Tech University both had the second highest average Foundations of Reading score at 250. About 74% of teacher candidates at Utah Tech University and Southern Utah University scored a 240 or higher and 76% of candidates enrolled in a preparation program at Brigham Young University had a score of 240 or higher.

Appendix A

Table 1A

List of Approved University-Based Preparation Programs by Teaching Area

Institution	Early Childhood Education	Elementary Education	Secondary Education	Special Education	Preschool Special Education	Deaf Education
Brigham Young University	X	X	X	X		
Rocky Mountain University of Health						
Southern Utah University		X	X	X		
University of Utah	X	X	X	X	X	
Utah State University	X	X	X	X	X	X
Utah Tech University		X	X			
Utah Valley University		X	X	X		
Weber State University	X	X	X	X		
Western Governors University		X	X	X		
Westminster University		X	X	X		

X = indicates a program is approved in this license area at this institution.

Table 2A

List of Approved University-Based Preparation Programs by Education Support Area

Institution	School Leadership	School Counselor	School Social Worker	School Psychologist	Audiologist	Speech Language Pathologist	Speech Language Technician
Brigham Young University	X		X	X	X		
Rocky Mountain University of Health		X				X	
Southern Utah University	X						
University of Utah	X	X	X	X	X	X	X
Utah State University	X	X	X	X	X	X	
Utah Tech University							
Utah Valley University	X	X					
Weber State University	X						
Western Governors University	X						
Westminster University							

X = indicates a program is approved in this license area at this institution.

Appendix B

List of Approved APPEL Programs as of September 1, 2023

Program Name	Date Approved
Alpine School District	4/27/2020
American Leadership Academy	10/27/2021
American Preparatory Academy	10/26/2020
Athenian eAcademy	10/2/2020
Box Elder School District	8/4/2020
Cache County School District	9/30/2021
Canyons School District	3/17/2020
Carbon School District	9/23/2020
Catholic Diocese of Salt Lake City	12/22/2020
<i>Partnership schools include: Blessed Sacrament School, J.E. Cosgriff Memorial School, Juan Diego High School, Judge Memorial High School, Kearns St. Ann School, Madeleine Choir School, Our Lady of Lourdes Elementary, St. Andrews Elementary School, St. Francis Xavier School, St. John the Baptist Elementary School, St. John the Baptist Middle School, St. Joseph Catholic Elementary, St. Joseph High School, St. Marguerite Catholic School, St. Olaf School, St. Vincent de Paul School</i>	
Central Utah Educational Services (CUES)	4/23/2020
<i>Partnership LEAs include: Juab, North Sanpete, Piute County, Sevier, South Sanpete, Tintic, and Wayne School Districts; Sorenson's Ranch School</i>	
Channing Hall	12/7/2021
Davinci Academy	8/19/2020
Davis School District	8/6/2020
Entheos Academy	7/6/2020
Esperanza Elementary School	11/2/2020
Excelsior Academy	1/21/2021
Granite School District	7/31/2020
Fast Forward Charter High School	12/19/2022

(Table continues)

Program Name	Date Approved
Franklin Discovery Academy	1/11/2023
Ignite Entrepreneurship Academy	7/27/2020
Itineris Early College High School	7/9/2020
John Hancock Charter School	10/26/2020
Jordan School District	11/6/2020
Karl G. Maeser Preparatory	10/28/2020
Lincoln Academy	10/26/2020
Logan City School District	9/18/2020
Nebo School District	3/16/2020
Northeastern Utah Educational Services (NUES)	4/23/2020
<i>Partnership LEAs include: Daggett, Duchesne, Morgan, North Summit, Park City, Rich, South Summit, and Wasatch County School Districts; Soldier Hollow Charter School, Terra Academy, Uintah River Charter High School, Weilenman School of Discovery, Winter Sports School</i>	
NUAMES Early College High Schools	11/17/2020
Ogden School District	4/27/2020
Ogden Preparatory Academy	10/26/2020
Promontory School of Expeditionary Learning	12/9/2020
Providence Hall Charter School	8/8/2020
Provo City School District	6/23/2020
Southwest Educational Development Center (SEDC)	4/23/2020
<i>Partnership LEAs include: Beaver County, Garfield, Iron County, Kane, Millard, Washington County School Districts; Dixie Montessori Academy, Gateway Preparatory Academy, George Washington Academy, St. George Academy, SUCCESS Academy, Valley Academy, and Vista at Entrada School</i>	
Southeastern Educational Service Center (SESC)	7/6/2020
<i>Partnership LEAs include: Emery County, Grand County, San Juan School Districts; Moab Charter School, Pinnacle Canyon Academy</i>	
Salt Lake City School District	4/24/2020
Spectrum Academy	10/27/2020
Summit Academy Schools	7/28/2020

(Table continues)

Program Name	Date Approved
Teacher Development Services (RTC)	6/27/2022
<i>Partnership Residential Treatment Centers (RTCs) include: Alpine Academy, Heritage Schools, Logan River Academy, New Haven RTC, Solstice RTC, Telos Academy</i>	
Three Points Academy (RTC)	3/30/2022
Tooele County School District	7/15/2020
Uinta Academy RTC, LLC	11/4/2020
Uintah School District	11/10/2021
Utah Association of Public Charter Schools	7/10/2020
<i>Partnership LEAs include: Academy for Math, Engineering, & Science (AMES), American Academy of Innovation (AAI), Athlos Academy of Utah, Beehive Academy, Bonneville Academy, Bridge Elementary, Canyon Grove Academy, Canyon Rim Academy, The Center for Creativity, Innovation, & Discovery (CCID), City Academy, Dual Immersion Academy, Early Light Academy, East Hollywood High School, Edith Bowen Laboratory School, Endeavor Hall, Freedom Preparatory Academy, Greenwood Charter School, Good Foundations Academy, Jefferson Academy, Lakeview Academy, Leadership Learning Academy, Leadership Academy of Utah, Legacy Preparatory Academy, Mana Academy, Maria Montessori Academy, Merit Preparatory Academy, Monticello Academy, Mountain Heights Academy, Mountain Sunrise Academy, Mountainville Academy, Navigator Pointe Academy, Noah Webster Academy, North Davis Preparatory Academy, Odyssey Charter School, Pacific Heritage Academy, Paradigm Schools, Reagan Academy, Rockwell Charter High School, Roots Charter High School, Salt Lake Academy, Salt Lake Arts Academy, Salt Lake School for the Performing Arts, Scholar Academy, Syracuse Arts Academy, Thomas Edison Charter School, Treeside Charter School, Utah ARTS Academy, Utah Career Path High, Utah County Academy of Sciences, Utah International Charter School, Utah Military Academy, Utah Virtual Academy, Venture Academy, Voyage Academy, Walden School of Liberal Arts, Wallace Stegner Academy, and Wasatch Peak Academy</i>	
Utah State Board of Education (APPEL-SpEd)	9/1/2021
Vanguard Academy	9/3/2020
Wasatch Front Consortium	7/10/2020
<i>Partnership LEAs include: Ascent Academies of Utah, Hawthorn Academy, Highmark Charter School, Mountain West Montessori Academy, North Star Academy, and Quest Academy</i>	
Wasatch Waldorf Charter School	11/17/2020
Weber School District	7/6/2020