

2023 Annual Report to the Board

Educator Licensing

Educator Licensing

Educator License Levels

1. Professional

All requirements have been met, preparation completed, and competencies demonstrated.

2. Associate

A minimum number of requirements have been met and/or competencies demonstrated.

3. Local Education Agency (LEA) Specific

Under direction of the local governing boards of school districts or charters. Typically, educators who have not yet met the Associate requirements.

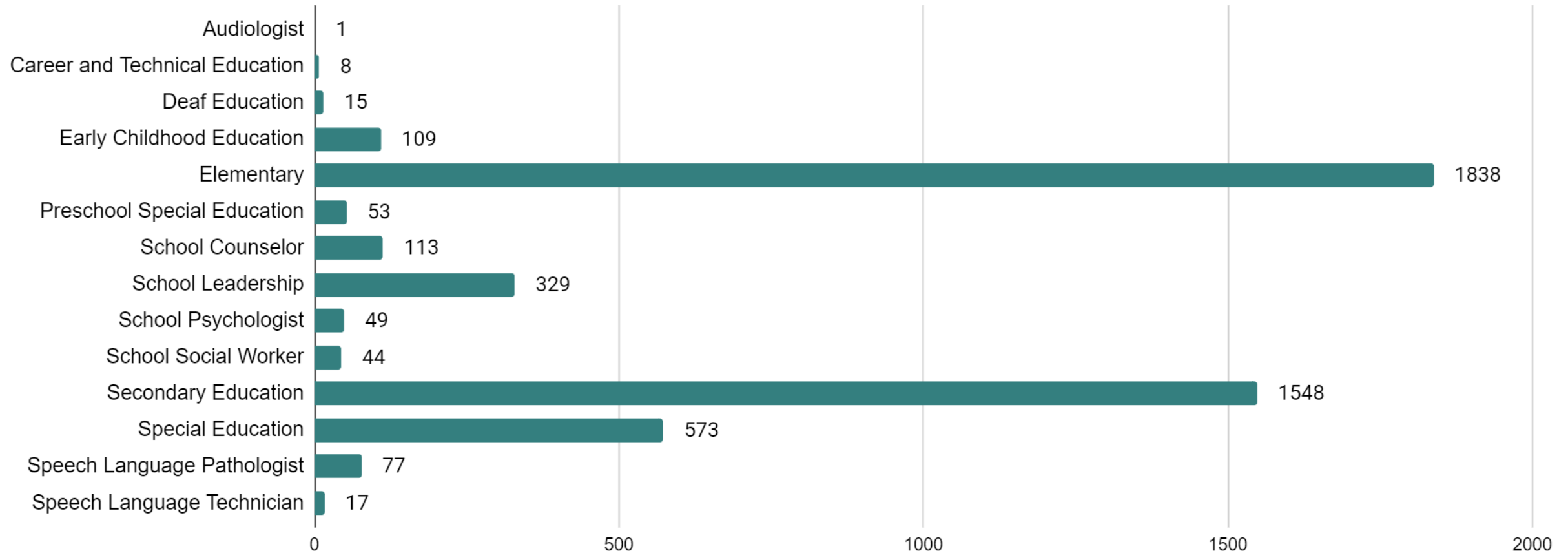
Number of Professional Licenses Awarded by License Level

License Level	2021-22 Awarded	2022-23 Awarded
Associate	615	1718
LEA-Specific	2133	1185
Professional	4321	4774
Grand Total	7230	7677

Number of Licenses Awarded by License Area and Level

License Area	Professional		Associates		LEA Specific	Total
	University Prep	Other Prep	University Prep	Other Prep	Other Prep	
Audiologist	1					1
Career and Technical Education	2	6		7	25	40
Deaf Education	14	1	1	2		18
Early Childhood Education	103	6	7	48	9	173
Elementary	1681	157	44	457	515	2854
Preschool Special Education	53		5	12	1	71
School Counselor	112	1	26	106	22	267
School Leadership	327	2		9	11	349
School Psychologist	49		1	30		80
School Social Worker	39	5	5	28	3	80
Secondary Education	1235	313	31	563	592	2734
Special Education	540	33	16	201		790
Speech Language Pathologist	76	1	2	31	1	111
Speech Language Technician	4	13	1	59	4	81
Grand Total	4236	538	139	1553	1183	7649

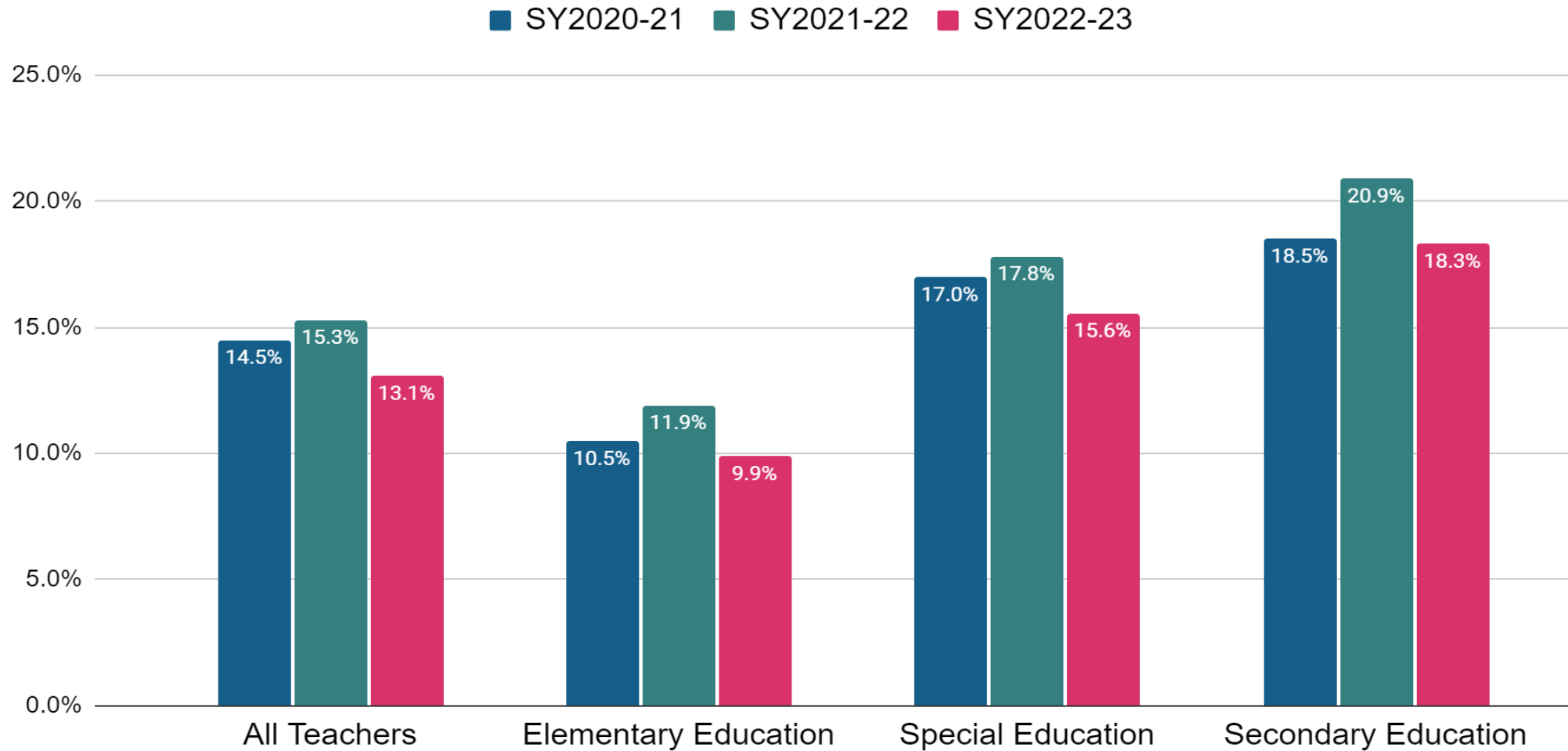
Number of Professional License Areas by Area – SY2023



License Level Distribution by Assignment Area – SY2023

Educator Assignment	Total FTE	Professional	Associate	LEA-Specific	No License
Audiologist	19	95%	0%	0%	5%
Elementary	12290	93%	4%	4%	0%
Elementary Counselor	326	92%	6%	2%	1%
Kindergarten	1587	91%	5%	3%	1%
LEA Instructional Support	1019	98%	1%	1%	0%
Librarians and Media Specialist	239	96%	3%	1%	0%
No Category	0	0%	0%	0%	100%
Other LEA Admin	364	95%	1%	0%	4%
PreK Regular Education	49	79%	10%	7%	4%
PreK Special Education	352	93%	4%	2%	1%
School Administrator	1816	98%	0%	1%	1%
School Based Specialist	1834	96%	2%	2%	0%
School Psychologist	331	86%	10%	2%	2%
School Social Worker	306	63%	23%	8%	6%
Secondary	13731	90%	6%	4%	0%
Secondary Counselor	1070	93%	5%	2%	0%
Special Education Teacher	3462	90%	7%	2%	1%
Speech-Language Pathologist	907	89%	8%	1%	1%
Superintendency	113	89%	0%	1%	10%

Teacher Shortages: Percent of Teachers Without Professional Licensure



Critical Teacher Shortage Areas 2022-23

(TH Bell Scholarships)

Subject Area	Critical Shortage Area	Shortage Area	Fully Qualified for Assignment	Irregular, provisional, temporary, or emergency certification	Total FTE	Percent Unqualified of All Educator FTE (n=39,861)
Grand Total			34657	5204	39861	13.06%
Elementary	X		12216	1343	13559	3.37%
Career & Technical Education		X	1752	678	2430	1.70%
Special Education		X	3248	598	3845	1.50%
Support Staff		X	4624	567	5190	1.42%
Language Arts		X	1943	350	2292	0.88%
Art & Music		X	1407	325	1732	0.82%
Science		X	1416	293	1709	0.74%
Mathematics		X	1833	288	2121	0.72%
Social Science		X	1384	234	1618	0.59%
Health & PE		X	851	213	1064	0.53%
Administrative		X	3142	174	3316	0.44%
World Languages		X	584	134	717	0.34%
ESL			60	8	69	0.02%
Drivers Education			43	0	43	0.00%

Critical Shortage Areas were the areas of shortage representing greater than one standard deviation above the mean of the percent of total educator FTE. The additional shortage areas were identified as representing greater than the mean percent.

Educator Licensing Team Adjustments

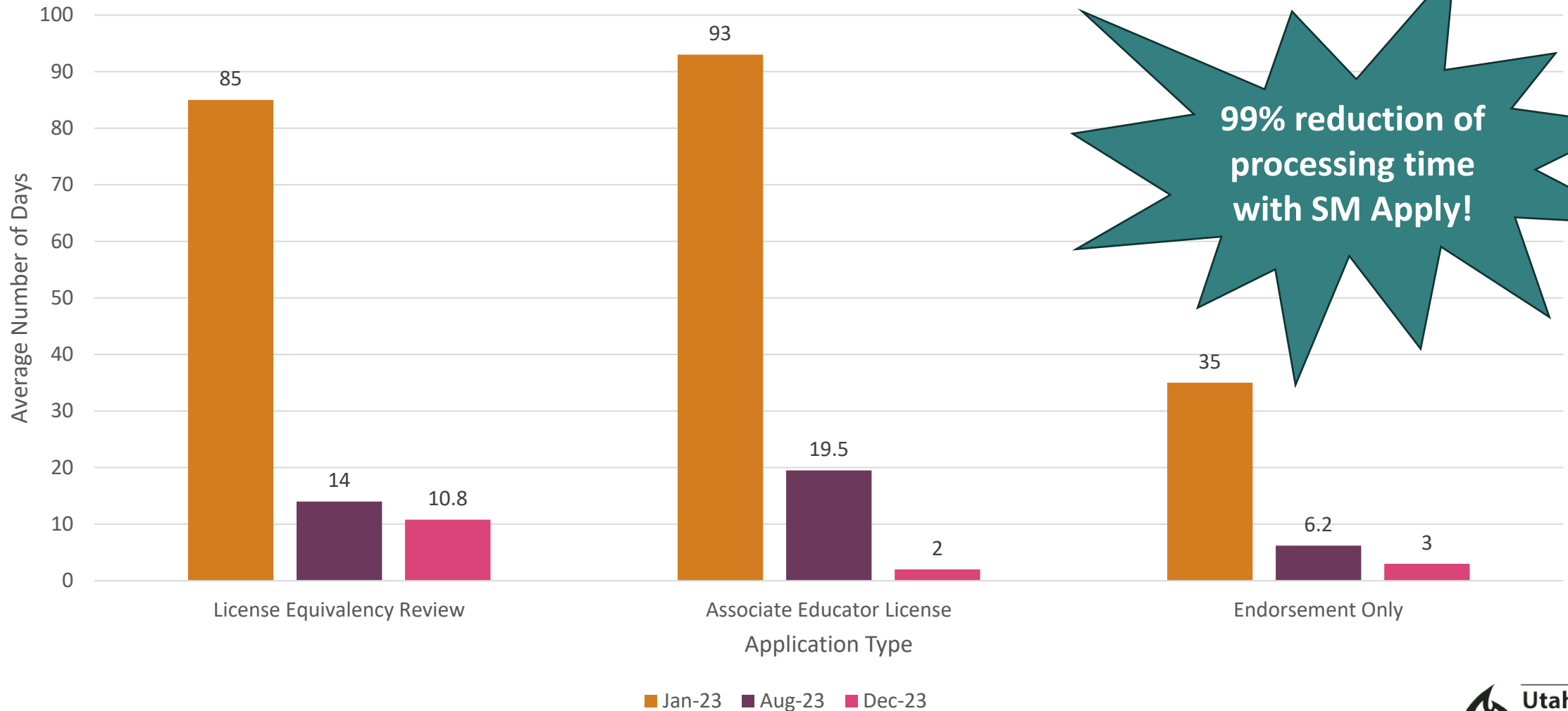
Timeline of Application Method

- **Prior to Fall 2020:** All applications submitted on physical paper.
- **Fall 2020 – Fall 2022:** Applications submitted via email; accepted on physical paper submitted in-person or via mail.
- **Fall 2022 – March 2023:** All applications submitted digitally via email.
- **March 2023:** SM Apply software implemented for Out-of-State/License Equivalency Review applications.
- **June 2023:** SM Apply software for non-CTE endorsements and Associate Educator License applications.
- **October 2023:** SM Apply software for all applications.

SM Apply Application Platform

- Fully digital, web-based platform
- Allows applicants to track the status of their application in real-time
- Creates a workflow management for the licensing team
- Allows licensing team to prioritize application review for US military families
- Able to translate application into Spanish and French
- Automated notifications sent to applicants for each step of the application review process
- Creates a reliable audit trail for all applications and reviews
- Significantly reduces application processing time

Application Processing Time Averages



Additional Questions

Dr. Malia Hite

Executive Coordinator of Educator Licensing

Dr. Lisa McLachlan

Educator Preparation Coordinator

Kristin Campbell

Data Specialist, Teaching & Learning