



# CERTIFICATE OF ELECTION

We, the Board of Canvassers for Kaysville City, Davis County, State of Utah, do hereby certify the following vote totals for the 2023 Municipal General Election held November 21, 2023, as appears from the official canvassed returns of said election as filed, and of record in the office of the City Recorder of Kaysville City:


## CITY COUNCIL:

Mike Blackham	3,315 votes	Don Coleman	2,191 votes
John Swan Adams	3,120 votes	Tim Allen Hodges	1,962 votes
Nate Jackson	2,944 votes		


We declare elected Mr. Blackham, Mr. Adams and Mr. Jackson, all whom will serve for a term of four years beginning in January 2024.

## BOARD OF CANVASSERS:

  
Tamara Tran

  
Abbigayle Hunt

  
John Swan Adams

  
Nate Jackson


  
EXCUSED

Mike Blackham

  
EXCUSED

Perry Oaks

IN WITNESS WHEREOF, I have hereunto set my hand and caused to be affixed my official seal this 6th day of December 2023.

  
Annemarie Plaizier

City Recorder/Kaysville City Election Official





## SPECIAL MEETING NOTICE AND AGENDA


Notice is hereby given that the Kaysville City Council will hold a special council meeting on Wednesday, December 6, 2023, starting at 5:30 PM in **the Council Chambers in Kaysville City Hall at 23 East Center Street, Kaysville, UT**. The meeting will be streamed on YouTube, and the link to the meeting will be posted on [www.KaysvilleLive.com](http://www.KaysvilleLive.com).

The agenda shall be as follows:

1. Opening.
2. Canvass of the General Election held on November 21, 2023.
3. Adjournment.

Kaysville City is dedicated to a policy of non-discrimination in admission to, access to, or operations of its programs, services or activities. If you need special assistance due to a disability, please contact the Kaysville City Offices at (801) 546-1235 at least 24 hours in advance of the meeting to be held.

I hereby certify that I posted a copy of the foregoing Notice and Agenda at Kaysville City Hall, Kaysville City website at [www.kaysville.gov](http://www.kaysville.gov), and the Utah Public Notice website at [www.utah.gov/pmn](http://www.utah.gov/pmn). Posted on December 1, 2023.



Annemarie Plaizier  
City Recorder

# **CITY COUNCIL STAFF REPORT**



**MEETING DATE:** December 6, 2023

**TYPE OF ITEM:** Action Item

**PRESENTED BY:** Annemarie Plaizier, City Recorder

**SUBJECT/AGENDA TITLE:** CANVASS OF THE GENERAL ELECTION HELD ON NOVEMBER 21, 2023

## **EXECUTIVE SUMMARY:**

State law UCA 20A-4-301(2)(b)(i) requires that the governing body canvass and officially adopt the election returns no earlier than seven days after nor later than fourteen days after the election. Due to a special election for the second district congressional seat and the Thanksgiving holiday, the Utah State Legislature passed legislation allowing the latest canvass date to be on December 6, 2023 for this year's election.

The "canvass" is a meeting at which the legislative body reviews and verifies the completeness and accuracy of the election results and then adopts them. They would certify the votes cast in the election. Under a contract previously approved by the Council, the Davis County Clerk/Auditor's Office has already processed/counted the votes cast.

Here is a summary of the attached canvass documents.

1. Summary Results Report specific to Kaysville's election.
2. Ballots Not Counted for Kaysville's election.
3. Pre-Election Test and Audit Report - This Certifies the Pre-Election Test and Audit was conducted and provides the results of that test.
4. Post-Election Auditors Certification Report - This certifies that the Audit was Conducted and includes the certification from our three Citizen Auditors and one Representative from our Board of Canvass as the auditors.C
5. Canvass Audit Certification Report - Provides the results of the post election Audit and certifies the Signature Audit was conducted.
6. Ballot Reconciliations Report - Documents each ballot reconciliation as required by state law and the results of the reconciliations.
7. State Canass Statistics Report - Provides statistics as required by state law and the Lt. Governor's Office for the election.
8. SOVC G2023 - County-wide Statement of Votes Cast, this is the precinct detail report for each race.

City Council Options:

Staff Recommendation:

It is recommended that you approve the election results as presented and prepared by the Davis County Clerk/Auditor's office.

Fiscal Impact:

Your approval and adoption of the official election results should not result in any financial impacts nor legal issues or new policies. It is simply compliance with State code.

ATTACHMENTS:

1. Kaysville Summary Results Report
  2. Kaysville Ballots Not Counted
  3. Pre Election Test and Audit Report
  4. Post Election Auditors Certification Report
  5. Canvass Audit Certification Report
  6. Ballot Reconciliations Report
  7. State Canvass Statistics Report
  8. Statement of Votes Cast G2023
-

STATISTICS

	TOTAL
Registered Voters - Total	19,574
Ballots Cast - Total	5,236
Voter Turnout - Total	26.75%

Kaysville City Council

Vote For 3

	TOTAL
MIKE BLACKHAM	3,315
JOHN SWAN ADAMS	3,120
NATE JACKSON	2,944
DON COLEMAN	2,191
TIM ALLEN HODGES	1,962

Municipal General Election November 21, 2023 Summary of By-Mail and Provisional Ballots Not Counted	Total ballots not counted	Already Voted	Fleeing Voter	No Proof of Identiy	No Proof of Residency	Moved from County	Signed by someone other than voter	Deceased	Past Election	No Signature	Signature did not match	Empty Evnelope	Not Timely
Kaysville By-Mail	82							1		4	21	1	55
Kaysville Provisional	1	1											
Total of Ballots Not Counted	83	1	0	0	0	0	0	1	0	4	21	1	55



# Davis County Pre-Election Test and Audit Report

Election: 2023 General

## Pre-Election Test Summary

1. Number of paper ballots processed on DS450: 6,456
2. Number of paper ballots processed on DS200: 20
3. Number of Express Vote Ballots Processed: 25
4. Were all contests included in the test? Yes
5. Did all equipment accurately detect over votes? Yes
6. Did all equipment accurately detect under votes? Yes
7. Did the results match the expected results of the test? Yes

Notes:

---

---

---

---

## Firmware Validation

Hardware	Certified Firmware Version	Current Firmware Version
Electionware PC	6.3.0.0	<u>6.3.0.0</u>
DS450	4.2.0.0	<u>4.2.0.0</u>
DS200	3.0.0.0	<u>3.0.0.0</u>
ExpressVote	4.2.1.0	<u>4.2.1.0</u>

Were there any differences between the certified firmware version and the current firmware version? ☒ Yes ☐ No

## Certification

I certify that I was present and or participated in the Pre-Election Test and Audit and that the information included in this certification is accurate.

County Clerk: [Signature]

Board of Canvass Representative: [Signature]





# Davis County Post-Election Auditors Certification Report

Election: General Election 2023

I certify that proper legal public notice was given for the Post-Election Audit. This audit was conducted at 61 South Main Street, Farmington, Utah 84025 on the 1<sup>st</sup> day of December, 2023; all laws, policies and procedures were followed as currently constituted; and that the following information is true and correct.

Signature of County Clerk: *[Signature]* Date: 12-1-23

We the undersigned election auditors certify that we were present during and participated in this post-election audit. We certify that we reviewed the original paper ballots, associated electronic images and tabulation of all ballots identified for audit, we confirmed that the electronic count matched the original marks made by the voter, and that all electronic tabulations accurately reflected the intent of the voter as marked on each ballot and that if any differences were identified, they have been listed on the Audit Summary Report.

As an appointed election auditor, I certify that I attended the Post-Election Audit and verified the information listed above to be accurate.

Signature of Election Auditor *[Signature]*

Signature of Election Auditor *[Signature]*

Signature of Election Auditor *[Signature]*

Signature of Election Auditor *[Signature]*

Signature of Election Auditor \_\_\_\_\_

Signature of Election Auditor \_\_\_\_\_

Signature of Election Auditor \_\_\_\_\_

Signature of Election Auditor \_\_\_\_\_

Signature of Election Auditor \_\_\_\_\_



# Canvass - Audit Certification Report

County: Davis

Election: 2023 General

## Paper Ballot Audit Summary

1. Number of paper ballots processed: 56050
2. Number of ballots audited: 668
3. List the contests on the ballot that were audited:

All Contests

Were there any differences between the tabulation software and the votes marked on the paper ballots?

Yes ☒ No (\*If YES, please attach an explanation of any inconsistencies)

## DRE Machine Audit Summary (complete only if applicable)

1. Number of voting machines used in the election: \_\_\_\_\_
2. Number of polling places used for the election: \_\_\_\_\_
3. Number of voting machines audited: \_\_\_\_\_
4. Were tamper-evident seals affixed to all journal tape canisters? Yes No  
(\*If no, please attach copies of the journal tape logs for the applicable canisters)
5. Did all machine serial numbers match when the canisters were installed and removed? Yes No  
(\*If no, please attach copies of the journal tape logs for the applicable canisters)
6. Did any tape seals on the journal tape canisters show evidence of tampering? Yes No  
(\*If yes, please attach copies of the logs for the applicable canisters)
7. Were there any differences between the machine results and hand-counted results for any audited machine? Yes No (\*If yes, please attach copies of the hand count logs for the applicable canisters)

## Signature Affidavit Audit Summary

Total number of signature affidavits audited: 552

Did the signature audit reveal any inconsistencies between a signature's initial verification and the audit?  
Yes ☒ No (\*If YES, please attach an explanation of any inconsistencies)

**Clerk Certification – to be completed before the canvass**

☒ Yes ☐ No I certify that I have reviewed the number of vote histories recorded in VISTA and they closely match the number of ballots cast in my county during this election.

Number of ballots counted: 56,050

Number of vote histories: 56,050

Difference: 0

Explain any differences:

☒ Yes ☐ No I certify that I have properly maintained the voter list in accordance with state and federal laws (20A-3a-404(2)).

☒ Yes ☐ No I complied with the requirements of the software validation rule R623-7: "before using any voting equipment, and before each election, the election officer shall verify that the firmware version on any voting equipment matches the firmware version that is certified by the EAC."

---

County Clerk Signature: 

Date: 12-5-23

Ballot Reconciliations General 2023										
	Time and Date (ctrl+alt+shift+semicolon)	11/7/2023	11/8/2023	11/9/2023	11/13/202	11/16/202	11/20/202	11/21/202	11/22/202	12/5/2023
<b>Total Voters and Undeliverables</b>	Active Registered Voters as of Registration Deadline	182670								
	Ballots Returned Undeliverable	2508								
<b>Ballots Received From Voters</b>	Mail/Absentee/UOCAVA	15354	21534	28031	31206	39080	42420	50110	55778	55944
	Early Voting					3	5	5	5	5
	Election Day							851	878	878
	Total Ballots Received From Voter for Processing	15354	21534	28031	31206	39083	42425	50966	56661	56827
<b>Ballots Counted</b>	Mail Ballots	15241	17686	21367	30945	38794	42119	49772	54995	55170
	Early Voting (Regular)							5	5	5
	Early Voting (Curbside)									
	Early Voting (Provisional)									
	Election Day Polls (Regular)							851	848	848
	Election Day Polls (Curbside)									
	Election Day Polls (Provisional)								3	27
	Total Ballots Counted or Processed	15241	17686	21367	30945	38794	42119	50628	55851	56050
<b>Ballots Rejected and Resolved</b>	By Mail Ballots Initially Rejected	226	325	441	495	622	673	773	1277	1413
	Provisional Ballots Initially Rejected								30	30
	By Mail Ballots Resolved	120	159	204	234	336	373	436	494	639
	Provisional Ballot Resolved								27	27
	By Mail Ballots Not Resolved	106	167	237	261	286	300	337	783	774
	Provisional Ballots Not Resolved								3	3
<b>Reconciliation</b>	Voters with Credit for Voting in VISTA	15248	21367	27794	30945	38797	42125	50626	55875	56050
	Ballots with Vote History in VISTA but not Counted	7	3681	6427		3	6	1	24	
	Ballots not processed									
	Reconciliation of Ballots Counted to Vote History	Balanced	Balanced	Balanced	Balanced	Balanced	Balanced	3	Balanced	Balanced
	Reconciliation of Ballots Recieved/Counted/Rejected	Balanced	Balanced	Balanced	Balanced	Balanced	Balanced	Balanced	Balanced	Balanced
	Notes							Vote History from polling locations does not match number of ballots cast. 3 more ballots counted than vote histories,3 are unflagged provisionals from Clinton Rec. All qualified to be counted, when histories are updated, totals will be balanced		

Davis Canvass Statistics		
General Election - November 21, 2023		
Section 1 Ballot Statistics		
1A	30.68%	Voter Turnout
1B	182670	Active voters (as of voter registration deadline)
1C	55131	Number of Counted Ballots (Mail or Drop Box)
1D	853	Number of counted ballots (In-person)
1E	39	Number of ballots that were returned electronically (UOCAVA/disability)
1F	27	Number of counted ballots (Provisional)
1G	56050	Total number of ballots counted
1H	Yes	Does total ballots counted match the number of voters given vote history in VISTA?
1I		If no, what is the difference
1L	Explain:	
Section 2: Challenged and Uncounted Ballot Statistics		
2A	220	Number of envelopes with a signature that does not match the voter's signature
2B	33	Number of unsigned envelopes
2C	20	Number of challenged ballots for other curable reasons
2D	912	Total number of curable ballots that were challenged (cured and not cured combined)
2E	273	Total number of curable that were not cured
2F	29.93%	Percentage of curable ballots that were not cured
2G	7	Total number of ballots where the voter submitted a disability affidavit*
Section 3: Rejected ballot statistics (ballots that cannot be cured)		
3A	487	Number of ballots that were returned after the postmark deadline
3B	14	Number of ballots rejected for other non-curable reasons
3C	501	Total number of rejected that were not curable
3D	1.35%	Percentage of ballots that were returned as undeliverable (% of ballots sent)
Section 4: Provisional ballot statistics		
4A	30	Number of provisional ballots issued
4B	27	Number of provisional ballots counted
4C	3	Total Number of provisional ballots not counted
4D	1	Already Voted
4E	2	Insufficient ID
4F	0	Unsigned
4G	0	Incomplete Form
4H	0	Other
4I	90.00%	Percentage of provisionals that were counted
4J	17	Number of provisional ballots that are same-day registration
Section 5: County Clerk Certification		
Brian McKenzie I certify that the information contained in this report is true and accurate.		
Davis County		

Statistics								Kaysville City Council				
PRECINCT	REGISTERED VOTERS	BALLOTS CAST	Voter Turnout	Early Vote	Election Day	By Mail	Provisional	Vote for up to Three				
								TIM ALLEN HODGES	DON COLEMAN	JOHN SWAN ADAMS	MIKE BLACKHAM	NATE JACKSON
KA01:I-C-	667	119	17.84%	0	1	118	0	41	48	86	77	62
KA01:I-N-	58	11	18.97%	0	0	11	0	5	8	8	1	4
KA02:I-C-	600	177	29.50%	0	3	174	0	63	61	109	134	109
KA02:	22	3	13.64%	0	0	3	0	2	0	3	0	2
KA03:I-N-	753	159	21.12%	0	0	159	0	59	87	92	91	75
KA04:I-N-	94	20	21.28%	0	0	20	0	4	14	7	14	9
KA05:I-N-	16	6	37.50%	0	0	6	0	2	4	2	6	3
KA05:U-NT	330	122	36.97%	0	0	122	0	0	0	0	0	0
KA06:I-N-	610	217	35.57%	0	6	211	0	81	99	124	125	130
KA07:	567	168	29.63%	0	7	160	1	61	79	98	117	96
KA08:I-N-	78	25	32.05%	0	0	25	0	12	15	11	9	8
KA09:I-C-	669	201	30.04%	0	2	199	0	85	81	119	111	128
KA10:I-C-	748	250	33.42%	1	9	240	0	74	122	146	173	135
KA11:I-C-	583	226	38.77%	0	4	221	1	69	78	131	126	160
KA12:I-C-	504	126	25%	0	2	124	0	59	40	82	66	95
KA12:I-N-	0	0	0%	0	0	0	0	0	0	0	0	0
KA13:I-C-	741	158	21.32%	0	2	156	0	67	68	94	92	77
KA14:I-C-	587	167	28.45%	0	0	167	0	77	90	99	96	91
KA15:I-C-	637	165	25.90%	0	0	165	0	62	41	84	122	83
KA16:I-C-	722	175	24.24%	0	1	173	1	56	81	101	123	98
KA17:I-C-	472	128	27.12%	0	0	128	0	60	44	75	96	75
KA18:I-C-	579	182	31.43%	0	3	179	0	55	84	114	105	111
KA19:I-C-	561	154	27.45%	0	4	150	0	70	69	83	79	95
KA20:I-C-	617	182	29.50%	0	1	181	0	72	76	108	122	100
KA21:I-C-	526	175	33.27%	0	0	175	0	52	66	106	118	100
KA22:I-C-	537	163	30.35%	0	3	160	0	68	68	93	103	96
KA23:I-C-	691	227	32.85%	0	2	225	0	89	92	141	125	133
KA24:I-C-	664	132	19.88%	0	7	125	0	57	44	85	81	66
KA25:I-C-	621	107	17.23%	0	0	107	0	34	33	79	71	65
KA26:I-C-	547	135	24.68%	1	3	131	0	63	55	80	95	75
KA27:I-C-	652	199	30.52%	0	5	194	0	74	96	89	133	108
KA28:I-C-	492	152	30.89%	0	1	151	0	60	50	94	97	88
KA29:I-C-	490	128	26.12%	0	0	128	0	39	37	102	83	57
KA29:IBC-	0	0	0%	0	0	0	0	0	0	0	0	0
KA30:I-C-	322	62	19.25%	0	3	59	0	17	17	47	50	39
KA30:	4	0	0%	0	0	0	0	0	0	0	0	0
KA31:I-C-	50	12	24%	0	0	12	0	6	6	8	9	7
KA31:IBC-	546	104	19.05%	0	1	103	0	41	48	49	71	52
KA32:IBC-	611	120	19.64%	0	0	120	0	53	67	70	79	56
KA33:IBC-	566	160	28.27%	0	0	160	0	56	87	95	110	86
KA34:IBC-	496	133	26.81%	0	2	131	0	43	54	91	88	80
KA35:IBC-	425	127	29.88%	0	2	125	0	40	49	66	69	54
KA36:I-C-	0	0	0%	0	0	0	0	0	0	0	0	0
KA36:IBC-	449	81	18.04%	0	0	81	0	34	33	49	48	36
TOTAL	19904	5358	30.68%	2	74	5279	3	1962	2191	3120	3315	2944