



5249 South 400 East, Washington Terrace City, UT 84405

December 5, 2023

The Board of Canvassers for The City of Washington Terrace has prepared a report of the election results for the General Municipal Election held on November 21, 2023. Individuals may view or obtain a copy of the entire certified report on the city website: [www.washingtonterracecity.com](http://www.washingtonterracecity.com), or at City Hall, located at 5249 South 400 East, Washington Terrace, UT, 84405. Individuals may contact the City Recorder at 801.395.8283.


The following are the certified results of the 2023 Washington Terrace City General Election.. The **three (3)** candidates receiving the highest number of votes will serve a 4 year term as a Washington Terrace City Council Member.

Candidate	Total number of votes
Cheryl Parkinson	1,042
Brett DeGroot	506
Michael Thomas	576
Zunayid Z. Zishan	618
F. Carey Seal	513

Number of Ballots Counted: 1,381  
Number of Provisional Ballots: 0  
Number of Ballots Rejected: 22

I, Amy Rodriguez, serving as the City Recorder and Election Official for the City of Washington Terrace, do certify that the information contained in the attached report is accurate.



  
\_\_\_\_\_  
Amy Rodriguez, City Recorder  
  
12.05.23  
\_\_\_\_\_  
Date

STATE OF UTAH  
COUNTY OF WEBER


BOARD of CANVASS CERTIFICATION


2023 MUNICIPAL GENERAL ELECTION


---


The undersigned Washington Terrace City Board of Canvassers and the Washington Terrace City Recorder do hereby certify the election results of the 2023 General Election held on the 21st day of November, 2023, as appears from the attached official returns of said election as filed and on record in the office of the City Recorder of Washington Terrace City.

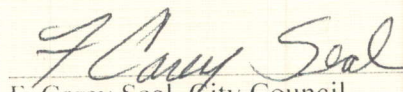
IN WITNESS WHEREOF, we have hereunto subscribed our signatures this 5th day of December, 2023.


  
Mark C. Allen, Mayor  
Board of Canvassers


  
Scott Barker, City Council  
Board of Canvassers

  
Jill Christiansen, City Council  
Board of Canvassers

  
Randy Ferlin, City Council  
Board of Canvassers

  
F. Carey Seal, City Council  
Board of Canvassers

  
Jeff West, City Council  
Board of Canvassers

  
Amy Rodriguez  
Washington Terrace City Recorder



Statistics	TOTAL
Registered Voters - Total	4,200
Voter Turnout - Total	32.88%

WASHINGTON TERRACE CITY COUNCIL AT-LARGE  
Vote For 3

	TOTAL	VOTE %	
CHERYL PARKINSON	1,042	25.15%	<div><div></div></div>
ZUNAYID Z. ZISHAN	618	14.92%	<div><div></div></div>
MICHAEL THOMAS	576	13.90%	<div><div></div></div>
F. CAREY SEAL	513	12.38%	<div><div></div></div>
BRETT DEGROOT	506	12.21%	<div><div></div></div>

WAT01

---

WASHINGTON TERRACE CITY COUNCIL AT-LARGE

Vote For 3

	TOTAL	VOTE %	
CHERYL PARKINSON	149	21.78%	<div><div></div></div>
ZUNAYID Z. ZISHAN	122	17.84%	<div><div></div></div>
BRETT DEGROOT	92	13.45%	<div><div></div></div>
MICHAEL THOMAS	86	12.57%	<div><div></div></div>
F. CAREY SEAL	70	10.23%	<div><div></div></div>

WAT02

---

WASHINGTON TERRACE CITY COUNCIL AT-LARGE

Vote For 3

	TOTAL	VOTE %
CHERYL PARKINSON	144	24.24% <div><div></div></div>
ZUNAYID Z. ZISHAN	98	16.50% <div><div></div></div>
MICHAEL THOMAS	82	13.80% <div><div></div></div>
BRETT DEGROOT	75	12.63% <div><div></div></div>
F. CAREY SEAL	56	9.43% <div><div></div></div>

WAT03

---

WASHINGTON TERRACE CITY COUNCIL AT-LARGE

Vote For 3

	TOTAL	VOTE %
CHERYL PARKINSON	168	23.73% <div><div></div></div>
MICHAEL THOMAS	111	15.68% <div><div></div></div>
ZUNAYID Z. ZISHAN	109	15.40% <div><div></div></div>
BRETT DEGROOT	98	13.84% <div><div></div></div>
F. CAREY SEAL	62	8.76% <div><div></div></div>

WAT04

---

WASHINGTON TERRACE CITY COUNCIL AT-LARGE

Vote For 3

	TOTAL	VOTE %
CHERYL PARKINSON	290	25.85% <div><div></div></div>
ZUNAYID Z. ZISHAN	165	14.71% <div><div></div></div>
MICHAEL THOMAS	162	14.44% <div><div></div></div>
F. CAREY SEAL	148	13.19% <div><div></div></div>
BRETT DEGROOT	126	11.23% <div><div></div></div>

WAT05

---

WASHINGTON TERRACE CITY COUNCIL AT-LARGE

Vote For 3

	TOTAL	VOTE %	
CHERYL PARKINSON	291	28.12%	<div><div></div></div>
F. CAREY SEAL	177	17.10%	<div><div></div></div>
MICHAEL THOMAS	135	13.04%	<div><div></div></div>
ZUNAYID Z. ZISHAN	124	11.98%	<div><div></div></div>
BRETT DEGROOT	115	11.11%	<div><div></div></div>



## REQUIRED in Canvass Report

[20A-4-304](#)

### Canvass Info

Weber County Elections  
2023 Municipal General Election  
Tuesday, November 21, 2023

**Summary of ballots mailed, returned, cast and counted**

**The information in this report is true and accurate as of 12/4/23**

### Washington Terrace City

**Registered voters**

4,200

**Voter Turnout**

32.88%

Amy Rodriguez - City Recorder

#### Washington Terrace City Council At-Large

**Total number of votes given to each candidate**

**Attached; SUMMARY**

CHERYL PARKINSON

BRETT DEGROOT

MICHAEL THOMAS

ZUNAYID Z. ZISHAN

F. CAREY SEAL

**Total number of votes cast**

1,381

#### Statistics

**Quantity**

**Percentage**

Number of ballots counted

1,381

32%

Number of ballots rejected

22

2%

See below in "Ballot"

#### Provisional Ballot Summary

**Quantity**

**Percentage**

Provisional ballots cast

0

Provisional ballots counted		
Provisional ballots not counted		
Already voted		
Incomplete registration		
Invalid		
No ID		
No proof of residency		
Wrong precinct		

<b>Precinct level results</b>	Attached email; SOVC	
<b>Ballot Reconciliation Report</b>	This spreadsheet	
<b>Statement certifying the information is accurate</b>	Above	
<b>Summary results</b>	Attached email; SUMMARY	

## Other Election Stats

<b>By-Mail Ballot Summary</b>	<b>Votes</b>	<b>Turnout</b>
Ballots mailed to voters	4,381	
Ballots cast	1,381	32%
Ballots not returned by voters	3,000	68%
Undeliverable ballots	167	4%

<b>Ballots Returned but not Counted*</b>	<b>Quantity</b>	<b>Percentage</b>
Returned past the deadline	2	0.1%
Signatures did not match voter record	18	1.3%
Returned unsigned	2	0.1%
Empty envelope	0	
Signed by someone other than the voter	0	
Ballot without a return envelope	0	
<b>Total</b>	22	1.6%

\* Each voter whose ballot would not be counted as a result of their signature was notified of the reason their ballot would not be counted and given instructions on how to correct the deficiency.



ts Returned but not Counted" for breakdown