



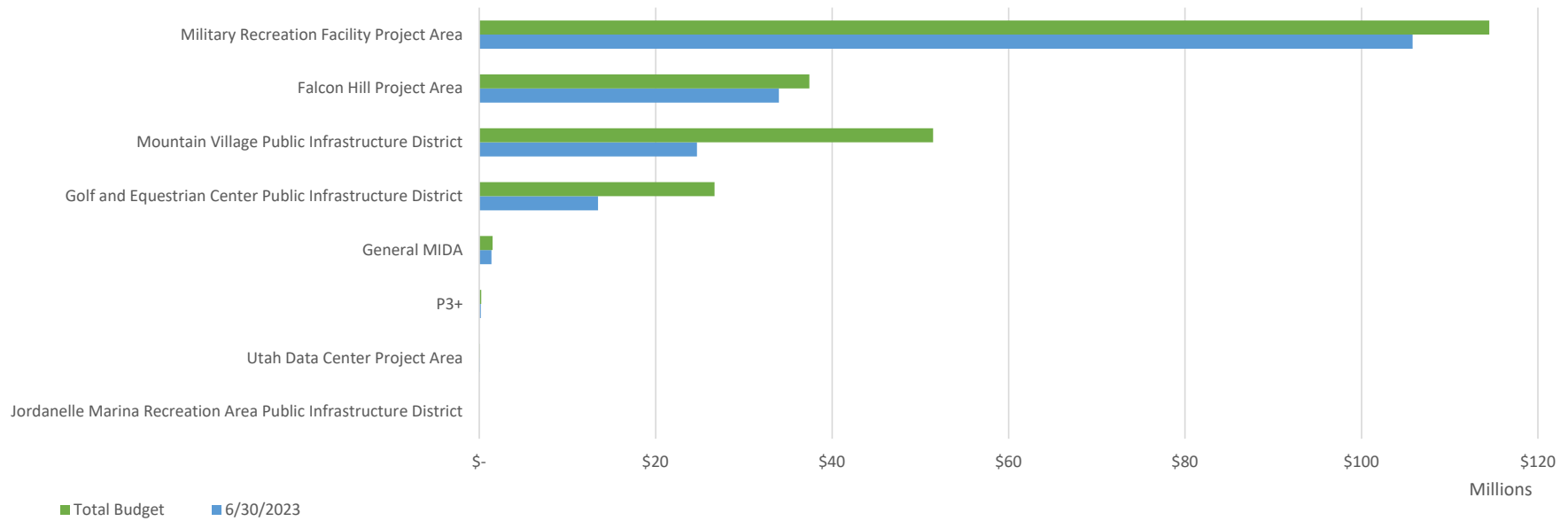
# Financial Update

MIDA Board Meeting

10-19-2023

# FY 2023\*

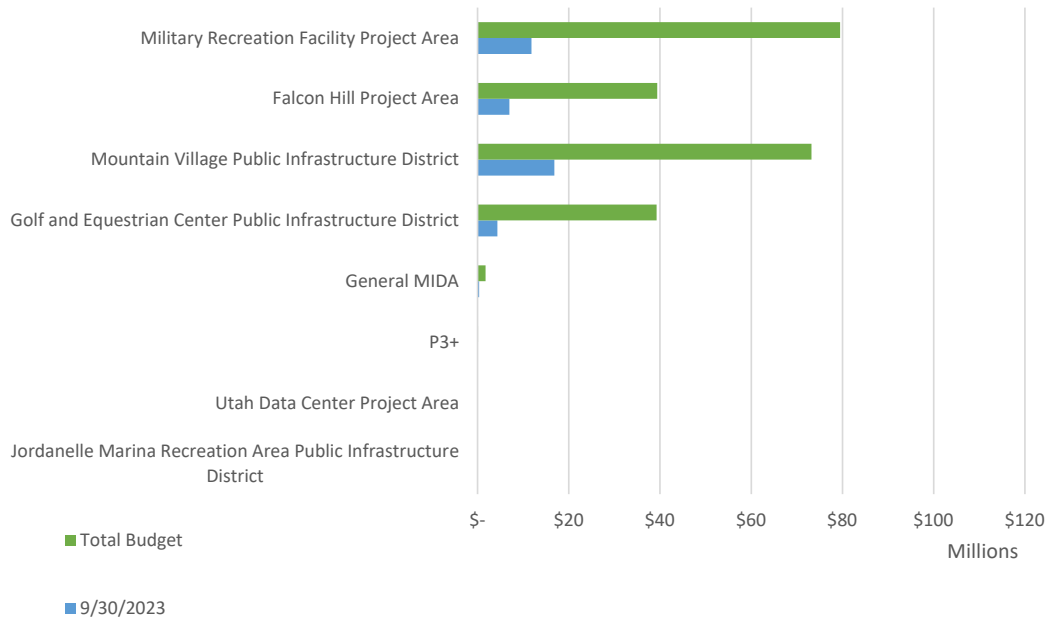
FY 2023 Expenditures  
Budget to Actual



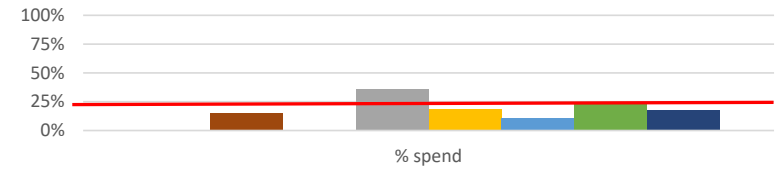
\*Unaudited preliminary results

# 1<sup>st</sup> Quarter FY 2024 \*

FY 2024 YTD Expenditures  
Budget to Actual



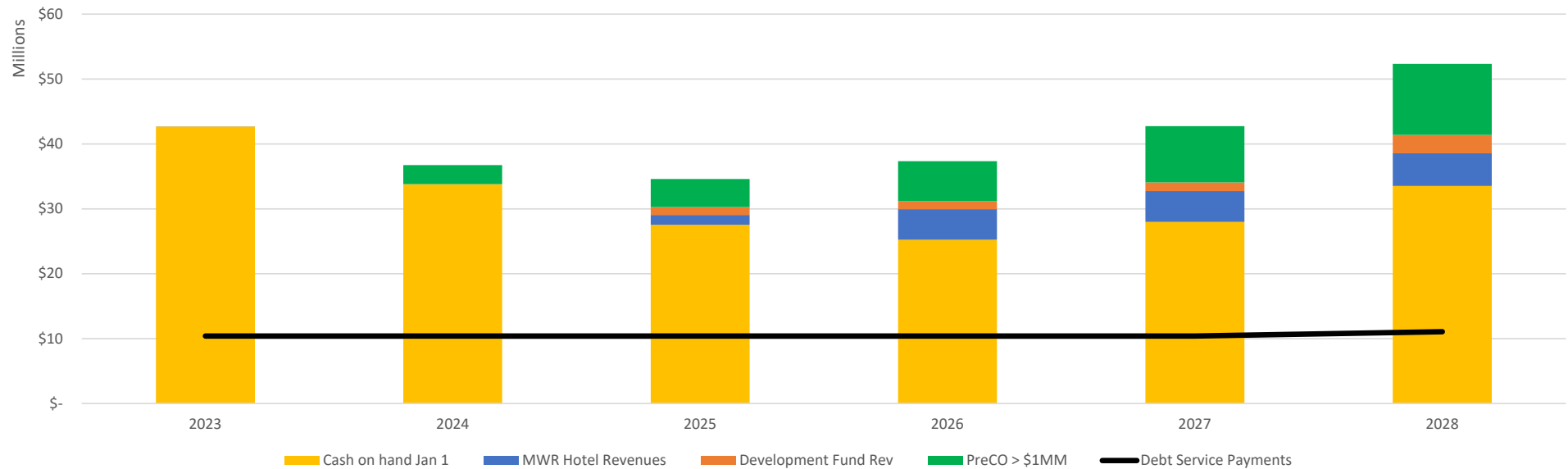
Q1 FY2024  
%Spending



\*Unaudited preliminary results

# MIDA TAR Bond Projections

Debt Service vs. Sources of Revenue



	2023	2024	2025	2026	2027	2028
Cash on hand Jan 1	42,678,443	33,801,594	27,554,129	25,234,542	27,993,597	33,530,463
Debt Service Payments	(10,400,000)	(10,400,000)	(10,400,000)	(10,400,000)	(10,400,000)	(11,056,600)
MWR Hotel Revenues	23,543	11,344	1,507,369	4,725,876	4,754,201	5,038,517
Development Fund Rev	-	-	1,205,510	1,217,566	1,334,897	2,811,848
PreCO > \$1MM	-	2,938,137	4,332,463	6,171,924	8,641,414	10,952,922
Cash on hand Dec 31	32,301,986	26,351,075	24,199,470	26,949,908	32,324,109	41,277,151
Interest earned on cash deposits	1,499,609	1,203,053	1,035,072	1,043,689	1,206,354	1,496,152