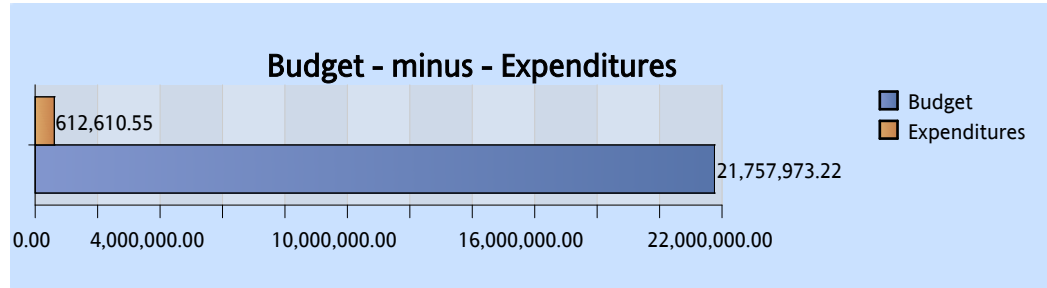


Department Budget & Expenditure Breakdown
 Fiscal Year 2024
 Month Ending Jul 31, 2023
 As Reported from FINET


Date: Sep 5, 2023
 Page: 7 of 142

CHSC Charter School



| Budget Summary | Budget | ALL Revenue | _Total Available_ | _Total Expenditures & Encumbrances_ | Remaining Amount |
|---------------------|---------------|-------------|-------------------|-------------------------------------|------------------|
| CHSC Charter School | 21,757,973.22 | 0.00 | 21,757,973.22 | 10,478,117.00 | 11,279,856.22 |

| Expenditure and Encumbrance By Section | Current Month Expenditures | YTD Expenditures | YTD Encumbrances | Prior Year(s) Expenditures | Total Expenditure & Encumbrances |
|--|----------------------------|-------------------|-------------------|----------------------------|----------------------------------|
| Personnel Services | 22,235.55 | 22,235.55 | 0.00 | 2,887,046.23 | 2,909,281.78 |
| Travel/In State | 0.00 | 0.00 | 0.00 | 3,941.79 | 3,941.79 |
| Travel/Out of State | 0.00 | 0.00 | 0.00 | 14,268.39 | 14,268.39 |
| Current Expense | 0.00 | 0.00 | 411,072.40 | 1,027,482.49 | 1,438,554.89 |
| Data Processing Current Expense | 0.00 | 0.00 | 0.00 | 30,081.46 | 30,081.46 |
| Other Charges/Pass Through | 0.00 | 0.00 | 0.00 | 486,334.90 | 486,334.90 |
| Flow Through | 590,375.00 | 590,375.00 | 0.00 | 5,005,278.79 | 5,595,653.79 |
| Overall - Total | 612,610.55 | 612,610.55 | 411,072.40 | 9,454,434.05 | 10,478,117.00 |




Department Budget & Expenditure Breakdown
 Fiscal Year 2024
 Month Ending Jul 31, 2023
 As Reported from FINET

Date: Sep 5, 2023
 Page: 8 of 142

CHSC Charter School

Detailed Summary

| | STATE | | Budget | ALL Revenue | Budget +StateRev | Expenditure | Expenditure | Expenditure | Encumbrances | Remaining Amount |
|------------------------------------|------------|--|--------------|-------------|--------------------------|----------------------------|----------------------------|------------------------------|---------------------------|------------------|
| | | | | | _Total Available_ | Current Month | Year-to-Date | Prior Year(s) | | |
| CHSC Charter School | STATE | 18CHSU 18CHSU Start-up Funds SFY2018 | 2,400,000.00 | - | 2,400,000.00 | 37,004.57 | 37,004.57 | 2,362,995.43 | - | 0.00 |
| | | 19CHSU 19CHSU Start-up Funds SFY2019 | 2,300,000.00 | - | 2,300,000.00 | 49,889.21 | 49,889.21 | 2,250,110.79 | - | 0.00 |
| | | 20CHSU 20CHSU Start-up Funds | 1,999,999.22 | - | 1,999,999.22 | 503,481.22 | 503,481.22 | 200,000.00 | - | 1,296,518.00 |
| | | 20ISIP 20ISIP Innovative Student Improvement Program | 200,000.00 | - | 200,000.00 | - | - | 151,699.52 | - | 48,300.48 |
| | | 21CHBD 21CHBD Charter School | 1,246,300.00 | - | 1,246,300.00 | - | - | 1,182,478.77 | 38,192.40 | 25,628.83 |
| | | 21CHMT 21CHMT Charter School Mentoring | 200,000.00 | - | 200,000.00 | - | - | 141,616.00 | - | 58,384.00 |
| | | 21CHRG 21CHRG Regional Seminars | 200,000.00 | - | 200,000.00 | - | - | 183,462.30 | - | 16,537.70 |
| | | 21CHSU 21CHSU Start-up Funds | 1,590,000.00 | - | 1,590,000.00 | - | - | - | - | 1,590,000.00 |
| | | 21ODPG 21ODPG - One Time Discretionary FY2021 | 751,800.00 | - | 751,800.00 | - | - | 7,553.19 | - | 744,246.81 |
| | | 22CHBD 22CHBD Charter School | 1,287,074.00 | - | 1,287,074.00 | - | - | 1,184,500.19 | - | 102,573.81 |
| | | 22CHMT 22CHMT Charter School Mentoring | 200,000.00 | - | 200,000.00 | - | - | 82,885.04 | - | 117,114.96 |
| | | 22CHRG 22CHRG Regional Seminars | 200,000.00 | - | 200,000.00 | - | - | 195,953.49 | - | 4,046.51 |
| | | 22CHSU 22CHSU Start-up Funds | 1,630,800.00 | - | 1,630,800.00 | - | - | - | - | 1,630,800.00 |
| | | 23CHBD 23CHBD Charter School | 1,315,128.00 | - | 1,315,128.00 | - | - | 731,333.33 | - | 583,794.67 |
| | | 23CHFA 23CHFA Fiscal Accountability FY2023 | 410,000.00 | - | 410,000.00 | - | - | 160,306.12 | - | 249,693.88 |
| | | 23CHMT 23CHMT Charter School Mentoring | 200,000.00 | - | 200,000.00 | - | - | 18,964.80 | - | 181,035.20 |
| 23CHRG 23CHRG Regional Seminars | 200,000.00 | - | 200,000.00 | - | - | 31,744.18 | - | 168,255.82 | | |
| 23CHSA 23CHSA Start-up Funds Admin | 142,932.00 | - | 142,932.00 | 2,884.55 | 2,884.55 | 128,455.90 | - | 11,591.55 | | |



Department Budget & Expenditure Breakdown
 Fiscal Year 2024
 Month Ending Jul 31, 2023
 As Reported from FINET

Date: Sep 5, 2023
 Page: 9 of 142

CHSC Charter School

Detailed Summary

| | | | Budget | ALL Revenue | Budget +StateRev _Total Available_ | Expenditure Current Month | Expenditure Year-to-Date | Expenditure Prior Year(s) | Encumbrances | Remaining Amount |
|---------------------|-------|--|----------------------|-------------|---------------------------------------|------------------------------|-----------------------------|------------------------------|-------------------|----------------------|
| CHSC Charter School | STATE | 23CHSU 23CHSU Start-up Funds | 1,443,740.00 | - | 1,443,740.00 | - | = | <u>440,375.00</u> | = | 1,003,365.00 |
| | | 24CHBD 24CHBD Charter School | 1,089,120.00 | - | 1,089,120.00 | 12,416.65 | <u>12,416.65</u> | = | <u>2,880.00</u> | 1,073,823.35 |
| | | 24CHFA 24CHFA Fiscal Accountability FY2024 | 572,880.00 | - | 572,880.00 | 6,934.35 | <u>6,934.35</u> | = | = | 565,945.65 |
| | | 24CHMT 24CHMT Charter School Mentoring | 200,000.00 | - | 200,000.00 | - | = | = | <u>170,000.00</u> | 30,000.00 |
| | | 24CHRG 24CHRG Regional Seminars | 200,000.00 | - | 200,000.00 | - | = | = | <u>200,000.00</u> | 0.00 |
| | | 24CHSA 24CHSA Start-up Funds Admin | 187,500.00 | - | 187,500.00 | - | = | = | = | 187,500.00 |
| | | 24CHSU 24CHSU Start-up Funds | 1,590,700.00 | - | 1,590,700.00 | - | = | = | = | 1,590,700.00 |
| Summary | | | 21,757,973.22 | 0 | 21,757,973.22 | 612,610.55 | 612,610.55 | 9,454,434.05 | 411,072.40 | 11,279,856.22 |