

# UTA Board of Trustees Meeting

July 12, 2023



# Call to Order and Opening Remarks



# **My BeUTAHful Community Student Art Competition**

2023 Winning Art



## *The Future of Transportation – Ben Landon – 9<sup>th</sup> Grade*



“I love creating art that makes people laugh! I drew a rocket bus the way I imagine the future of transportation will look. The bus is placed in a southern Utah red rocks environment to show the beauty of our state. The people riding the bus are having a blast, just as the people who use UTA transportation do.”



# Pledge of Allegiance



# Safety First Minute



# Public Comment

- Live comments are limited to 3 minutes per commenter
- Live comments may be heard from in-person attendees as well as Zoom attendees
- For comments via Zoom, use the “raise hand” function in Zoom to indicate you would like to make a comment
- Public comment was solicited prior to the meeting through alternate means, including email, telephone, and the UTA website
- Any comments received through alternate means were distributed to the board for review in advance of the meeting



# Consent Agenda

- a. Approval of June 28, 2023, Board Meeting Minutes
- b. Approval of July 5, 2023, Board Meeting Minutes





# **Recommended Action**

## **(by acclamation)**

Motion to approve consent agenda



# Reports



# Executive Director's Report



# Financial Report – May 2023



# Monthly Operating Financial Report May 2023

July 12, 2023




Agenda Item 6.b.

# Utah Transit Authority

Board Dashboard: May 31, 2023

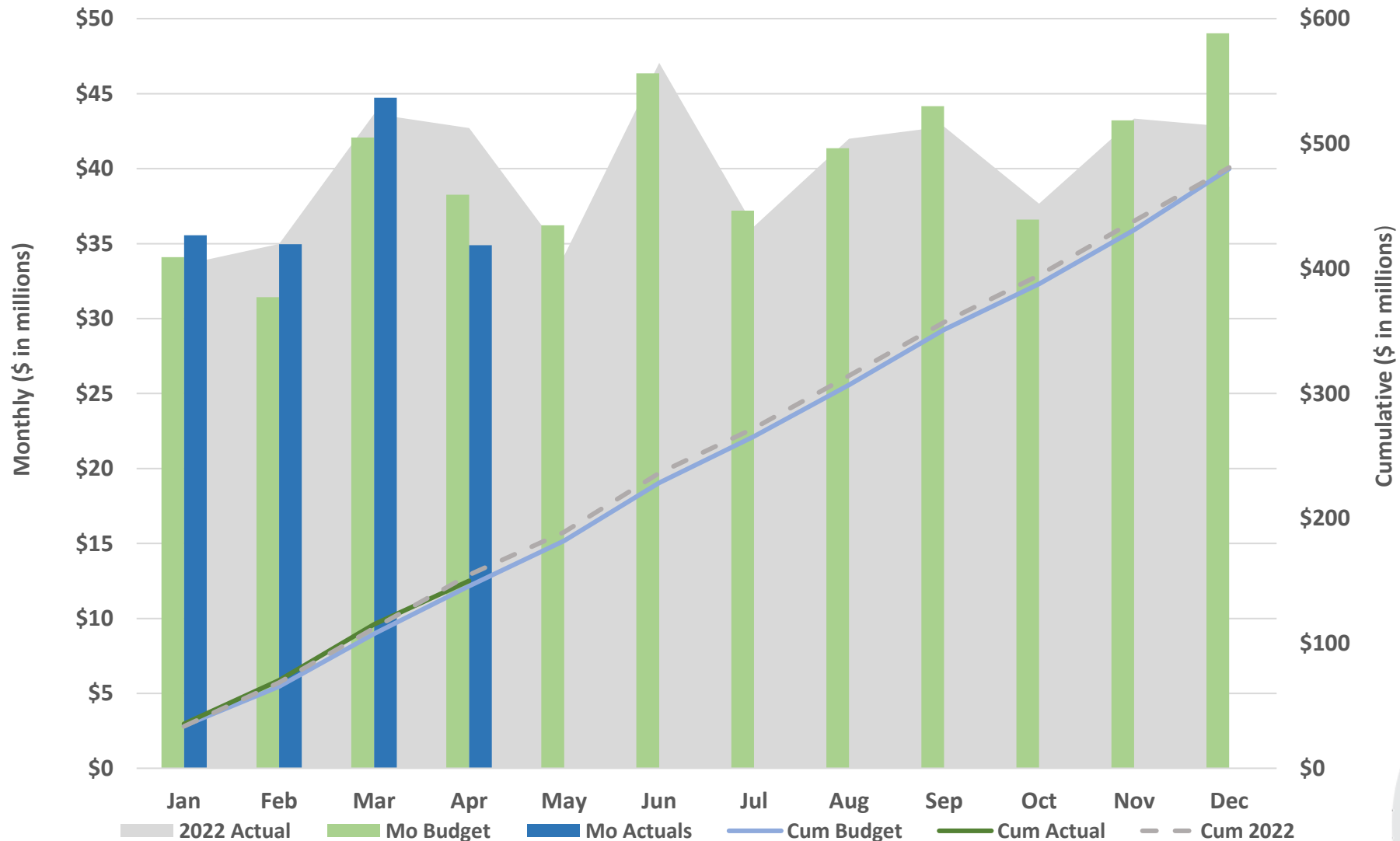
<b>Financial Metrics</b>	May Actual	May Budget	Fav/ (Unfav)	%	YTD Actual	YTD Budget	Fav/ (Unfav)	%
Sales Tax (Apr '23 mm \$)	\$ 34.9	\$ 38.3	\$ (3.36)	● -8.8%	\$ 150.1	\$ 145.9	\$ 4.28	● 2.9%
Fare Revenue (mm)	\$ 3.0	\$ 3.0	\$ 0.06	● 1.9%	\$ 15.2	\$ 14.5	\$ 0.70	● 4.8%
Operating Exp (mm)	\$ 30.4	\$ 34.6	4.20	● 12.1%	\$ 154.9	\$ 165.1	\$ 10.18	● 6.2%
Subsidy Per Rider (SPR)	\$ 9.02	\$ 11.09	\$ 2.07	● 18.7%	\$ 9.92	\$ 11.09	\$ 1.17	● 10.6%
UTA Diesel Price (\$/gal)	\$ 3.08	\$ 3.90	\$ 0.82	● 21.1%	\$ 3.14	\$ 3.90	\$ 0.76	● 19.6%
<b>Operating Metrics</b>	May Actual	May-22	F/ (UF)	%	YTD Actual	YTD 2022	F/ (UF)	%
Ridership (mm)	3.03	2.50	0.5	● 21.2%	14.07	12.45	1.6	● 13.0%
Energy Cost by Type (Three Month Average)								
Diesel Bus (Cost per Mile)					\$ 0.55			
Unleaded Gas (Cost per Mile)					\$ 0.45			
CNG (Cost per Mile)					\$ 0.82			
Bus Propulsion Power (Cost per Mile)					\$ 1.13			
TRAX Propulsion Power (Cost per Mile)					\$ 0.84			

Agenda Item 6.b.



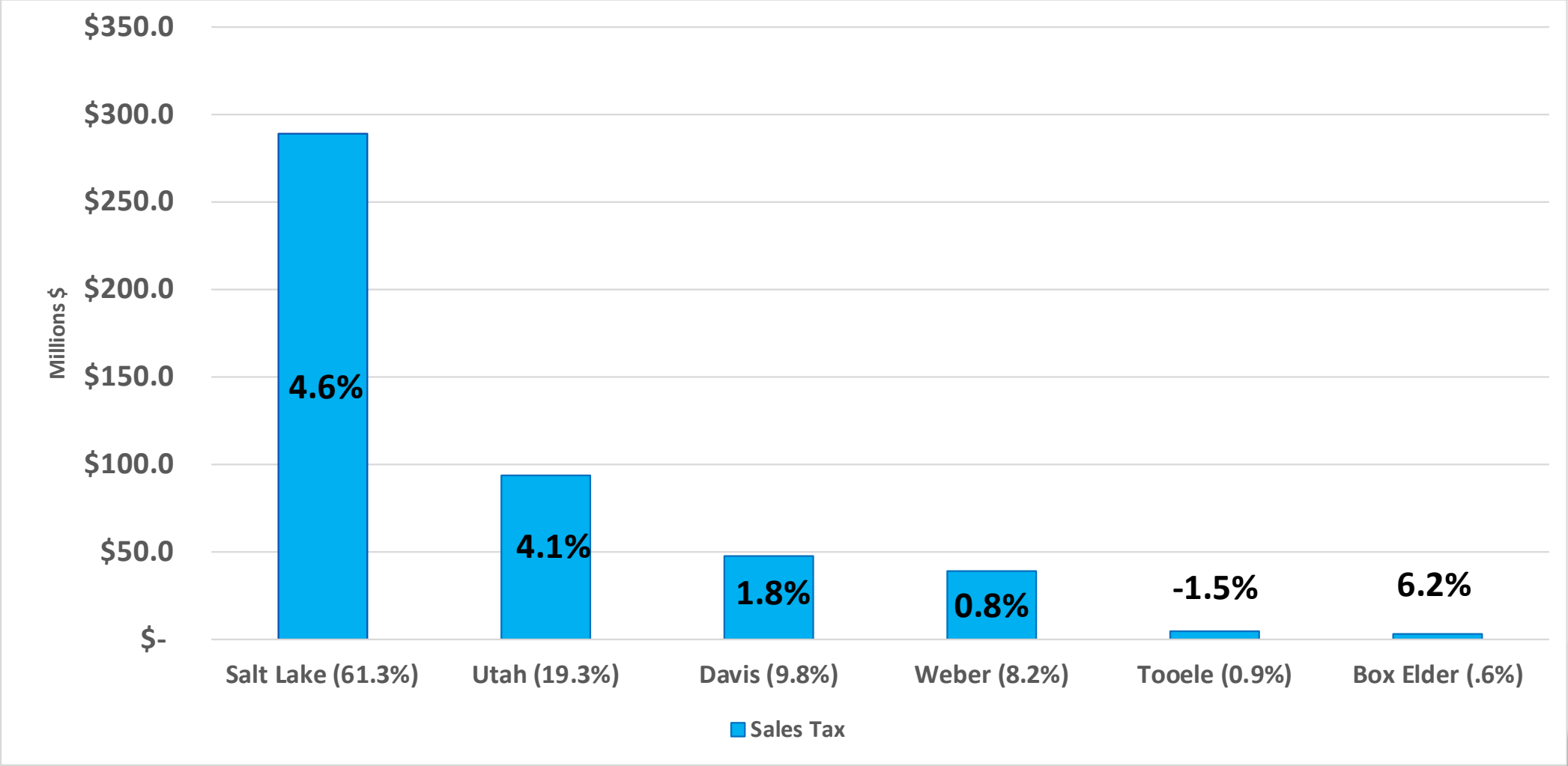
# 2023 Sales Tax

April YTD Variance \$4.28 million > Budget



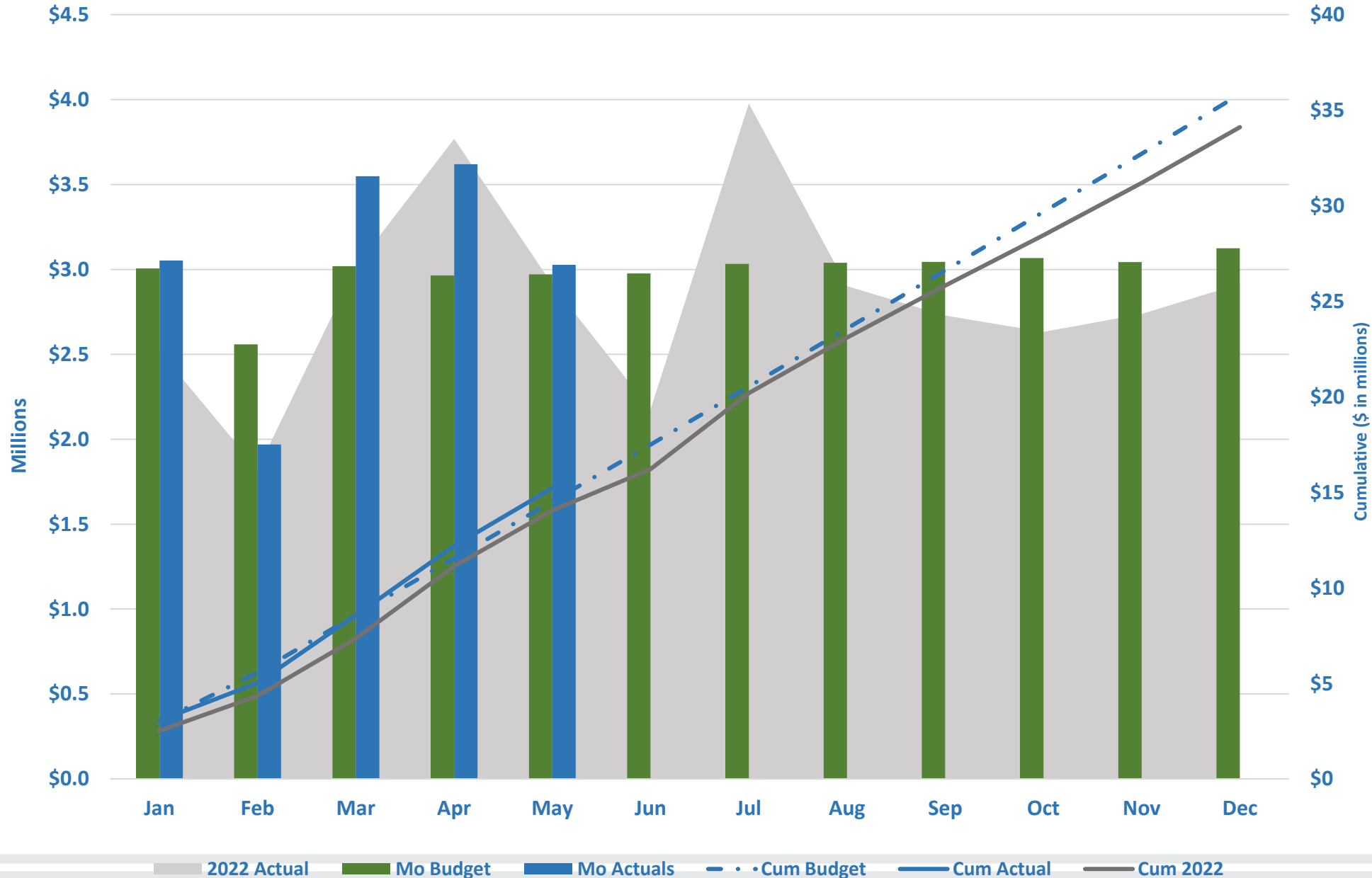
# Sales Tax Collections

(Percentage Growth for 12 months ended April 30, 2023)





# 2023 Passenger Revenue May YTD = \$699K > Budget



# FTE Report - May 2023

Administrative FTEs	May-22	May 2023		Variance '23	
	Actual	Actual	Budget	Var	Percent
<i>Admin Depts</i>	504.3	550.0	607.3	57.3	9.4%
<i>Operating Depts</i>	359.0	364.0	383.5	19.5	5.1%
<b>Total FTE</b>	<b>863.3</b>	<b>914.0</b>	<b>990.8</b>	<b>76.8</b>	<b>7.8%</b>

Bargaining Unit FTEs	May-22	May 2023		Variance '23	
	Actual	Actual	Budget	Var	Percent
<i>Admin Depts</i>	60.0	91.2	42.0	(49.2)	-117.1%
<i>Operating Modes</i>					
<i>Bus</i>	936.0	949.0	1,101.0	152.0	13.8%
<i>Light Rail</i>	248.0	269.0	276.0	7.0	2.5%
<i>Commuter Rail</i>	109.0	101.0	103.0	2.0	1.9%
<i>Riverside</i>	142.0	146.0	159.0	13.0	8.2%
<i>Asset Mgt</i>	163.0	164.0	184.0	20.0	10.9%
<b>Total FTE</b>	<b>1,658.0</b>	<b>1,720.2</b>	<b>1,865.0</b>	<b>144.8</b>	<b>7.8%</b>

Agenda Item 6.b.

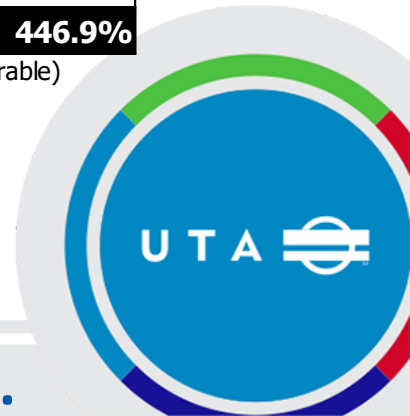


# May 2023

MONTHLY RESULTS						FISCAL YEAR 2023 Dollars in Millions	YEAR-TO-DATE RESULTS					
Prior Year Actual	Current Year						Prior Year Actual	Current Year				
	Actual	Budget	Variance					Actual	Budget	Variance		
						Revenue						
\$ 38.8	\$ 38.9	\$ 36.2	\$ 2.7	7.3%	Sales Tax (May accrual)	\$ 182.7	189.7	\$ 182.1	\$ 7.6	4.2%		
2.9	3.0	3.0	0.1	1.9%	Fares	14.0	15.2	14.5	0.7	4.8%		
35.7	-	-	-	0.0%	Federal	161.1	0.1	-	0.1	0.0%		
1.4	3.6	1.8	1.9	105.9%	Other *	6.5	22.1	8.8	13.3	150.4%		
\$ 78.8	\$ 45.5	\$ 41.0	\$ 4.6	11.2%	TOTAL REVENUE	\$ 364.3	\$ 227.2	\$ 205.4	\$ 21.8	10.6%		
						Expense						
\$ 13.7	\$ 14.3	\$ 15.5	\$ 1.2	7.8%	Salary/Wages	\$ 69.1	\$ 76.6	\$ 77.4	\$ 0.8	1.1%		
6.6	7.0	7.8	0.9	11.0%	Fringe Benefits	33.5	35.9	39.3	3.4	8.7%		
3.2	3.6	5.3	1.7	32.4%	Services	10.9	14.9	17.2	2.3	13.4%		
1.4	2.3	1.9	(0.4)	-18.9%	Parts	7.1	10.8	9.7	(1.1)	-11.3%		
2.2	2.0	2.9	0.9	30.7%	Fuel	10.2	12.9	15.0	2.2	14.4%		
0.1	1.2	0.5	(0.7)	-133.4%	Utilities	2.5	4.3	2.6	(1.7)	-65.8%		
0.9	1.2	1.6	0.4	23.4%	Other	4.5	5.0	8.7	3.7	42.3%		
(0.6)	(1.2)	(1.0)	(0.2)	23.8%	Capitalized Cost	(3.0)	(5.5)	(4.9)	(0.6)	12.2%		
\$ 27.4	\$ 30.4	\$ 34.6	\$ 4.2	12.2%	TOTAL EXPENSE	\$ 134.8	\$ 154.9	\$ 165.1	\$ 10.2	6.2%		
\$ 6.8	\$ 6.6	\$ 6.7	\$ 0.0	0.1%	Debt Service	\$ 34.1	\$ 33.6	\$ 33.3	\$ (0.3)	-1.0%		
\$ 44.6	\$ 8.5	\$ 3.4	\$ 5.1	149.4%	Contrib. Capital/Reserves	\$ 195.4	\$ 38.7	\$ 7.1	\$ 31.6	446.9%		

\*Does not include Sale of Assets: \$2.8M Favorable/(Unfavorable)

\*Does not include Sale of Assets: \$4.73M Favorable/(Unfavorable)



# Questions?



# **Capital Program Update January – May, 2023**


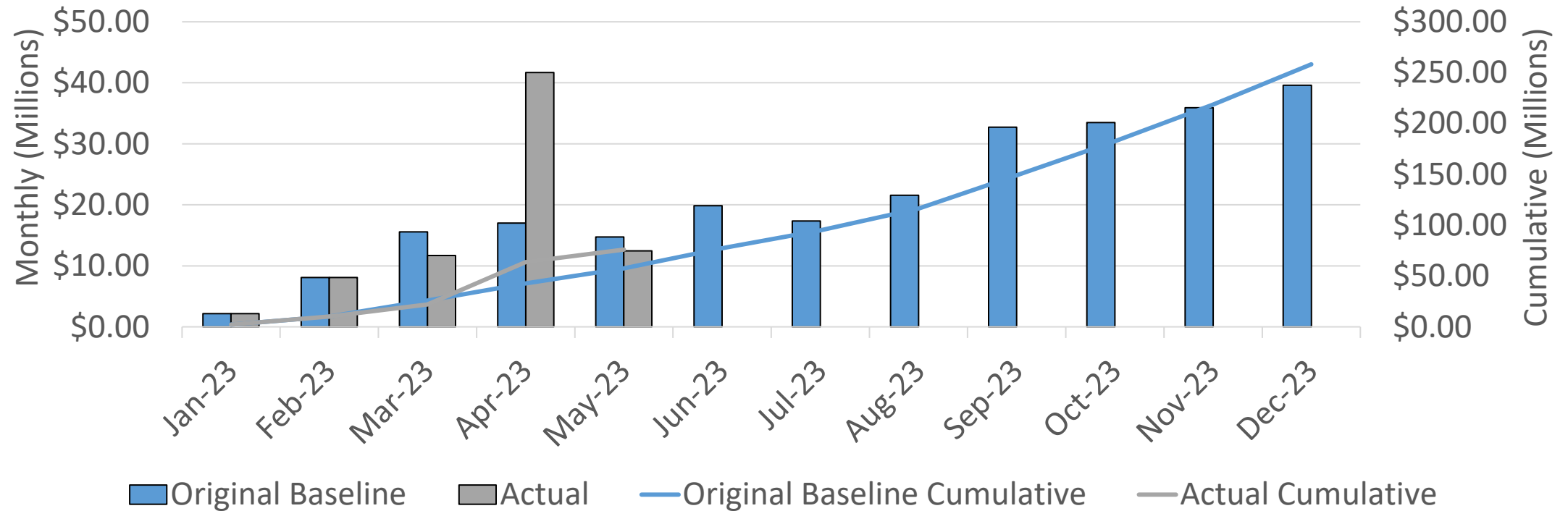
July 12, 2023




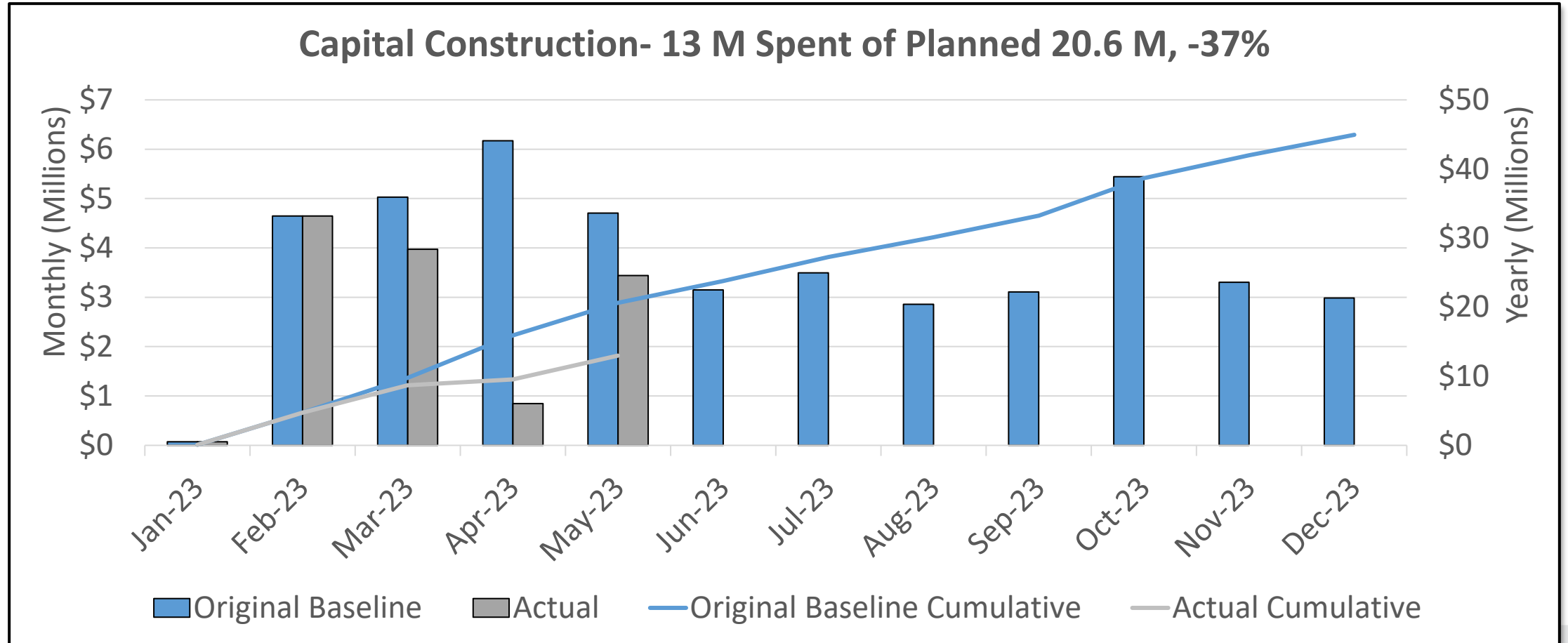
**Agenda Item 6.b.**

# Program Summary

## 2023 Capital Spending Program Summary- 76.1 M Spent of Planned 57.6 M, 32%



# Capital Construction



# Capital Construction - Project Variance


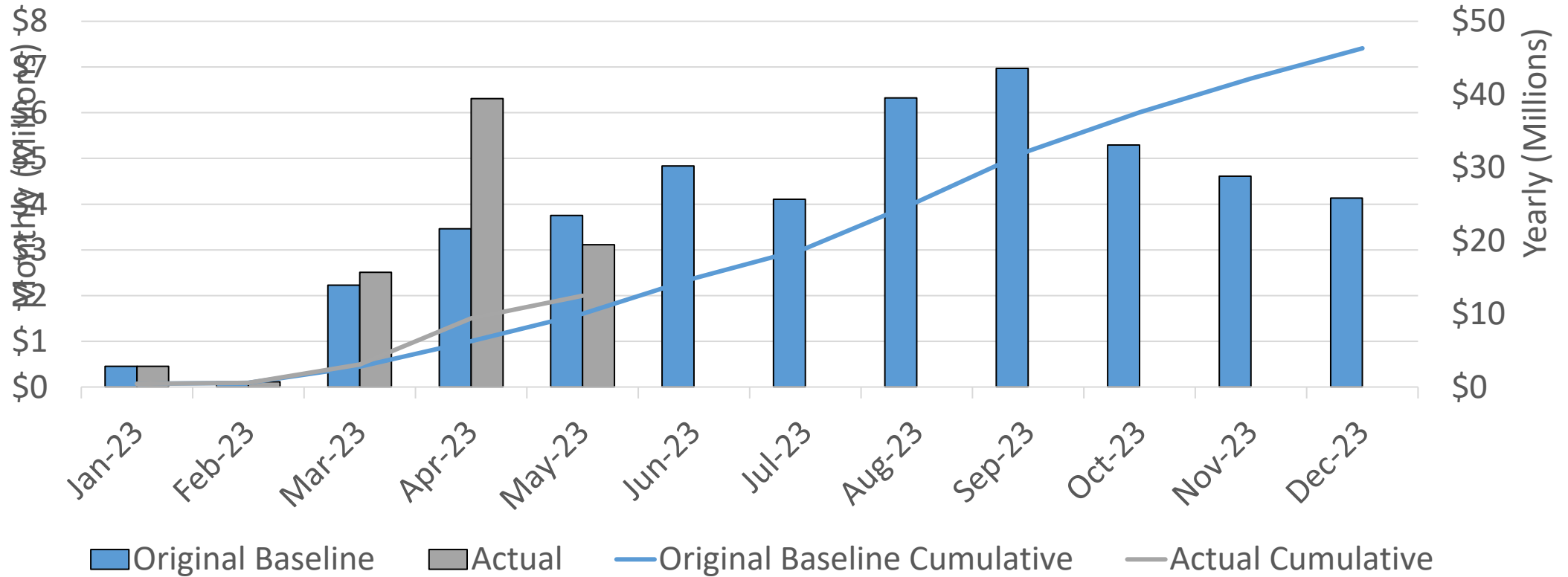
UTA Capital Program Delivery	YTD Current Plan	YTD Actual Expend	YTD Variance \$	YTD Variance %
MSP102- Depot District	8,553,000	6,874,000	(1,679,000)	-20%
MSP185- Ogden/Weber State University BRT	11,330,000	5,787,000	(5,543,000)	-49%
MSP271- MOW Training Yard	390,000	111,000	(278,000)	-71%
MSP272- Trax Operational Simulator	285,000	168,000	(117,000)	-41%





# Capital Development

Capital Development- 12.5 M Spent of Planned 10 M, 25%




# Capital Development - Project Variance

UTA Capital Program Delivery	YTD Current Plan	YTD Actual Expend	YTD Variance \$	YTD Variance %
MSP140- Box Elder County Corridor Preservation	286,000	1,693,000	1,407,000	491%
MSP193- Weber County Corridor Preservation	391,000	21,000	(370,000)	-95%
MSP205- TIGER Program of Projects	2,026,000	3,754,000	1,728,000	85%
MSP207- 3300/3500 South MAX Exp/Optimization	386,000	55,000	(331,000)	-86%
MSP229- Bus Stop Imp/signage - SL County	311,000	144,000	(167,000)	-54%
MSP252- FrontRunner Forward	(4,186,000)	(3,139,000)	1,048,000	-25%




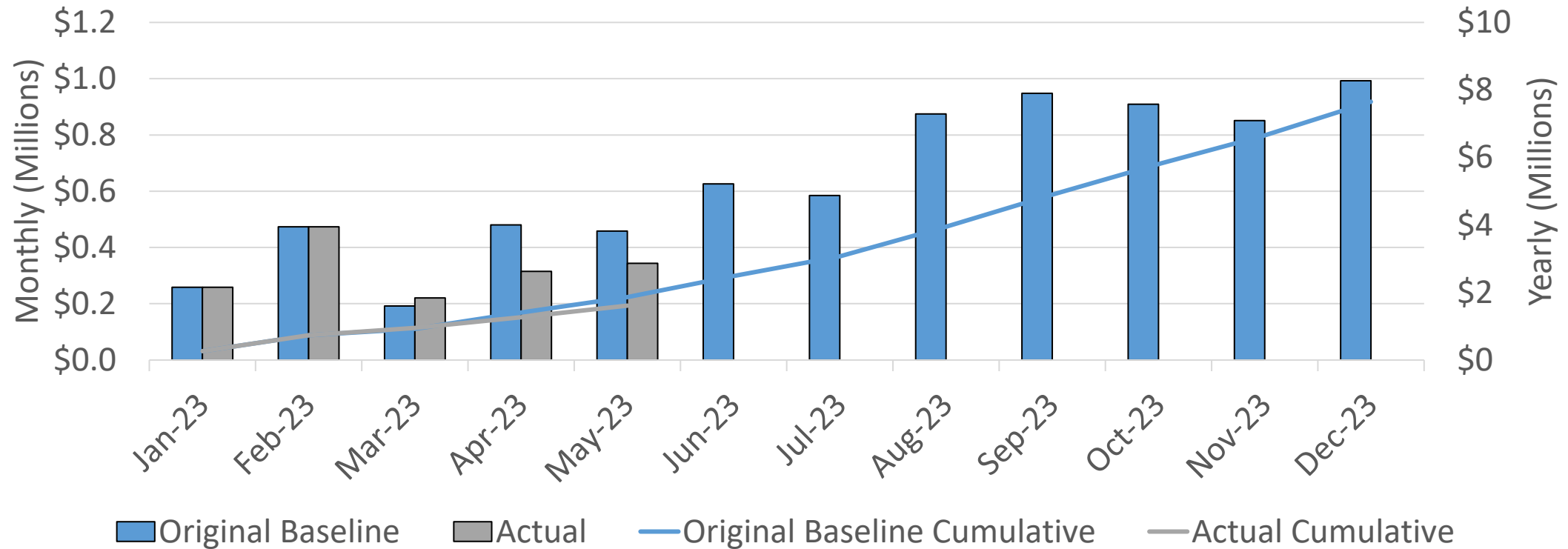
# Capital Development Cont'd- Project Variance

UTA Capital Program Delivery	YTD Current Plan	YTD Actual Expend	YTD Variance \$	YTD Variance %
MSP253- Mid-Valley Connector	759,000	2,228,000	1,469,000	193%
MSP254- TechLink Corridor	250,000	4,000	(246,000)	-98%
MSP259- S-Line Extension	1,075,000	46,000	(1,029,000)	-96%
MSP264- South Valley Transit	524,000	7,000	(516,000)	-99%
MSP265- Program Management Support	1,129,000	1,461,000	332,000	29%
MSP267- New Maintenance Training Facility	110,000	9,000	(101,000)	-92%



# Facilities/SGR – Projects

Facilities SGR Projects- 1.6 M Spent of Planned 1.9 M, -13%




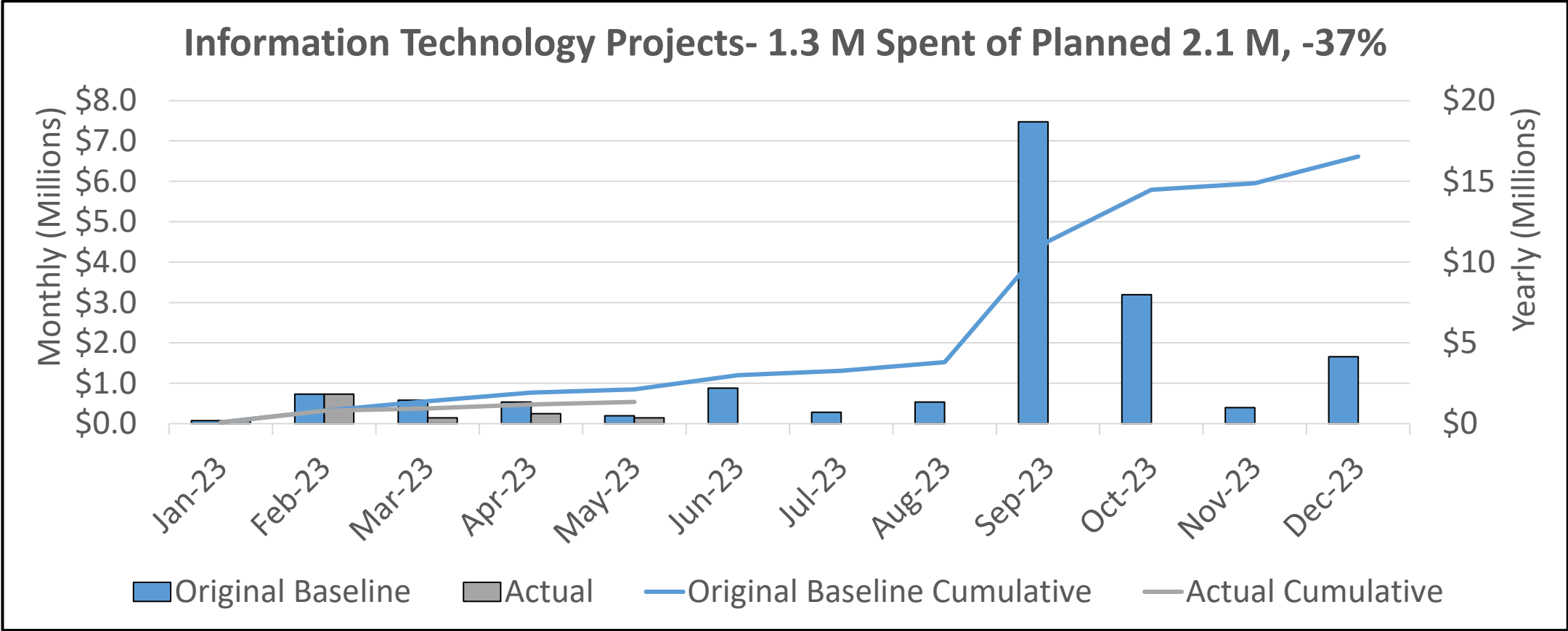
# Facilities/SGR - Project Variance

UTA Capital Program Delivery	YTD Current Plan	YTD Actual Expend	YTD Variance \$	YTD Variance %
FMA652- Facilities, Equipment Managed Reserve	195,000	381,000	186,000	95%
FMA678- Meadowbrook Flooring/Lighting	292,000	182,000	(110,000)	-38%
FMA679- Building Remodels/Reconfiguration	771,000	467,000	(304,000)	-39%



# Information Technology Projects

UTAH TRANSIT AUTHORITY



# Information Technology Project Variance Table

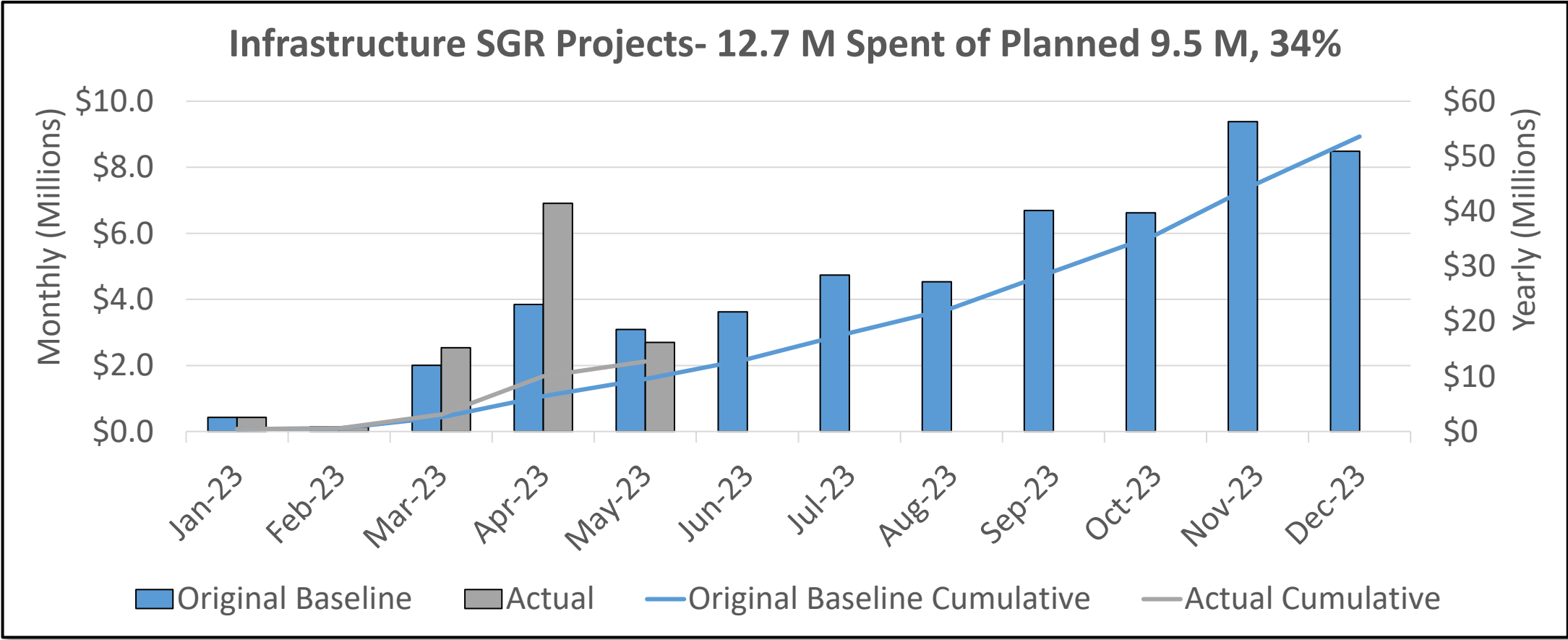
UTAH TRANSIT AUTHORITY

UTA Capital Program Delivery	YTD Current Plan	YTD Actual Expend	YTD Variance \$	YTD Variance %
ICI146- FrontRunner WiFi Enhancements	370,000	1,000	(369,000)	-100%
ICI191- IT Managed Reserves	8,000	119,000	111,000	1396%
ICI201- Server, Storage Infrastructure Equipment & Software	655,000	322,000	(333,000)	-51%



# Infrastructure SGR Projects

UTAH TRANSIT AUTHORITY





# Infrastructure SGR - Project Variance

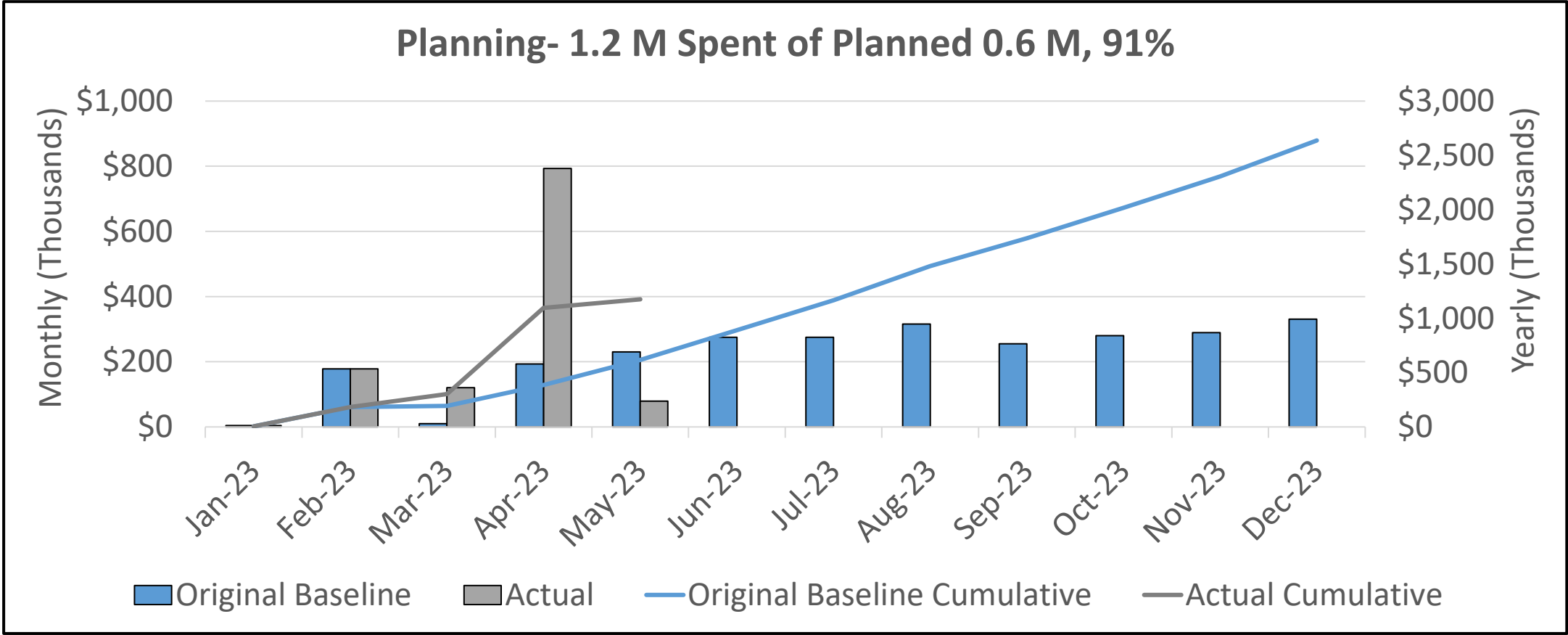
UTAH TRANSIT AUTHORITY

UTA Capital Program Delivery	YTD Current Plan	YTD Actual Expend	YTD Variance \$	YTD Variance %
SGR385- Rail Rehab and Replacement	463,000	2,201,000	1,738,000	375%
SGR397- Traction Power Rehab/Replacement	5,445,000	7,838,000	2,393,000	44%
SGR410- Fiber Rehab/Replacement	1,250,000	451,000	(799,000)	-64%



# Planning- 2023 Plan

UTAH TRANSIT AUTHORITY



# Planning Variance Table

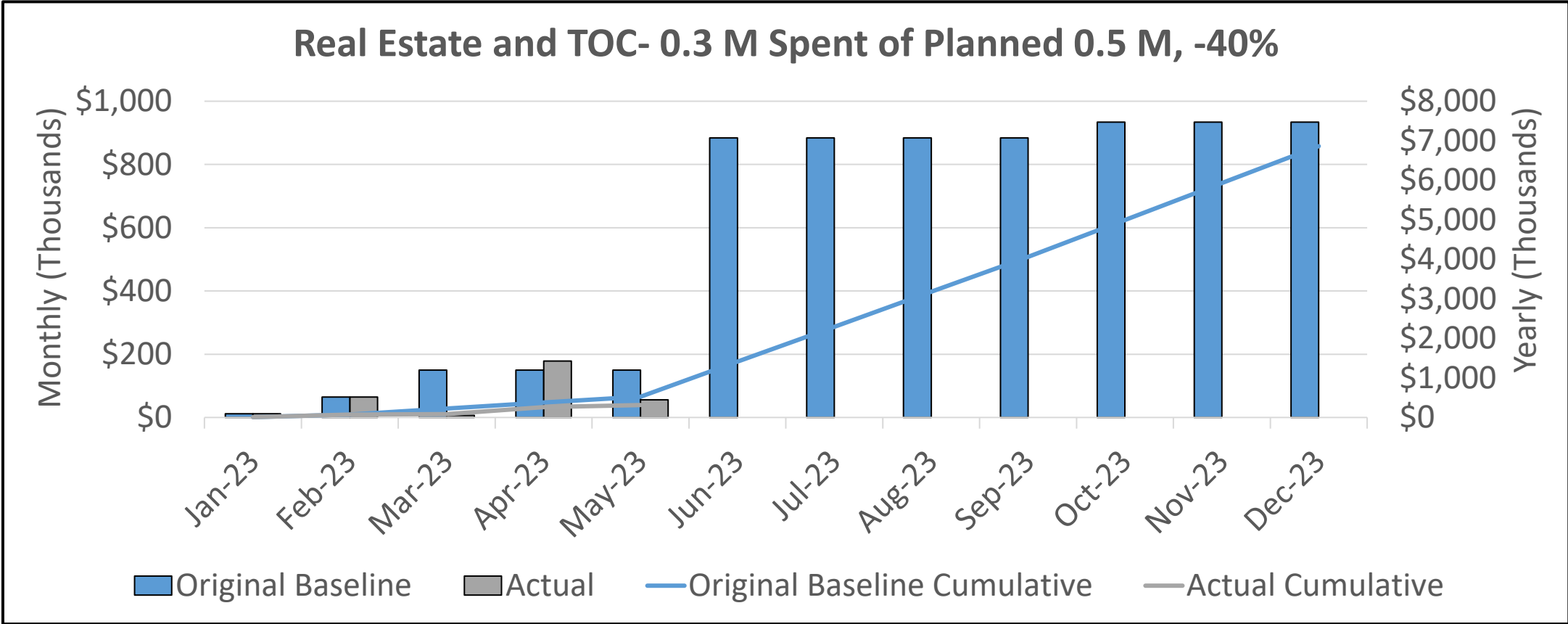
UTAH TRANSIT AUTHORITY

UTA Capital Program Delivery	YTD Current Plan	YTD Actual Expend	YTD Variance \$	YTD Variance %
MSP198- Wayfinding Plan	315,000	24,000	(291,000)	-92%
REV234- Tooele County Microtransit & Vehicle Electrification	177,000	1,006,000	829,000	469%



# Real Estate and TOC- 2023 Plans

UTAH TRANSIT AUTHORITY




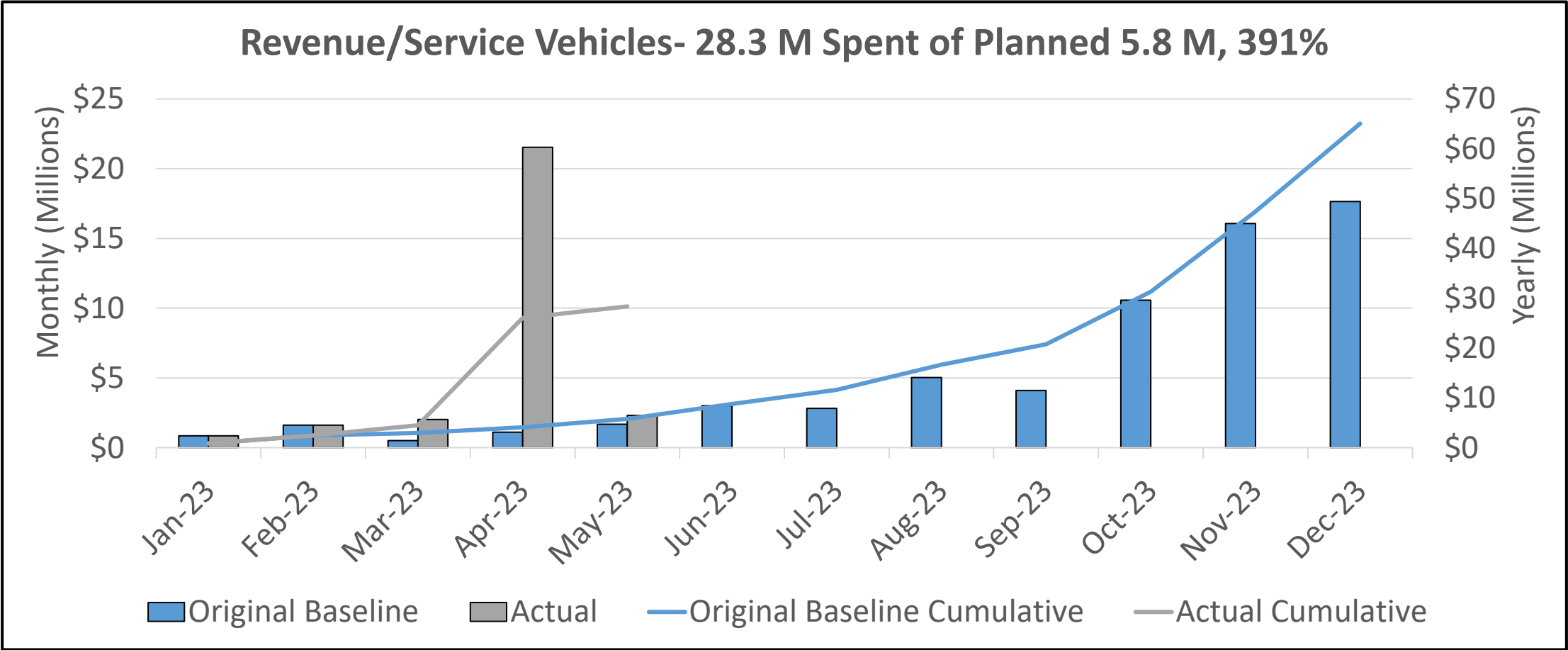
# Real Estate and TOC Variance Table

UTA Capital Program Delivery	YTD Current Plan	YTD Actual Expend	YTD Variance \$	YTD Variance %
MSP262- SL Central HQ Office	458,000	121,000	(337,000)	-74%
MSP263- TOD Working Capital	3,000	130,000	127,000	4561%



# Revenue Service Vehicles

UTAH TRANSIT AUTHORITY




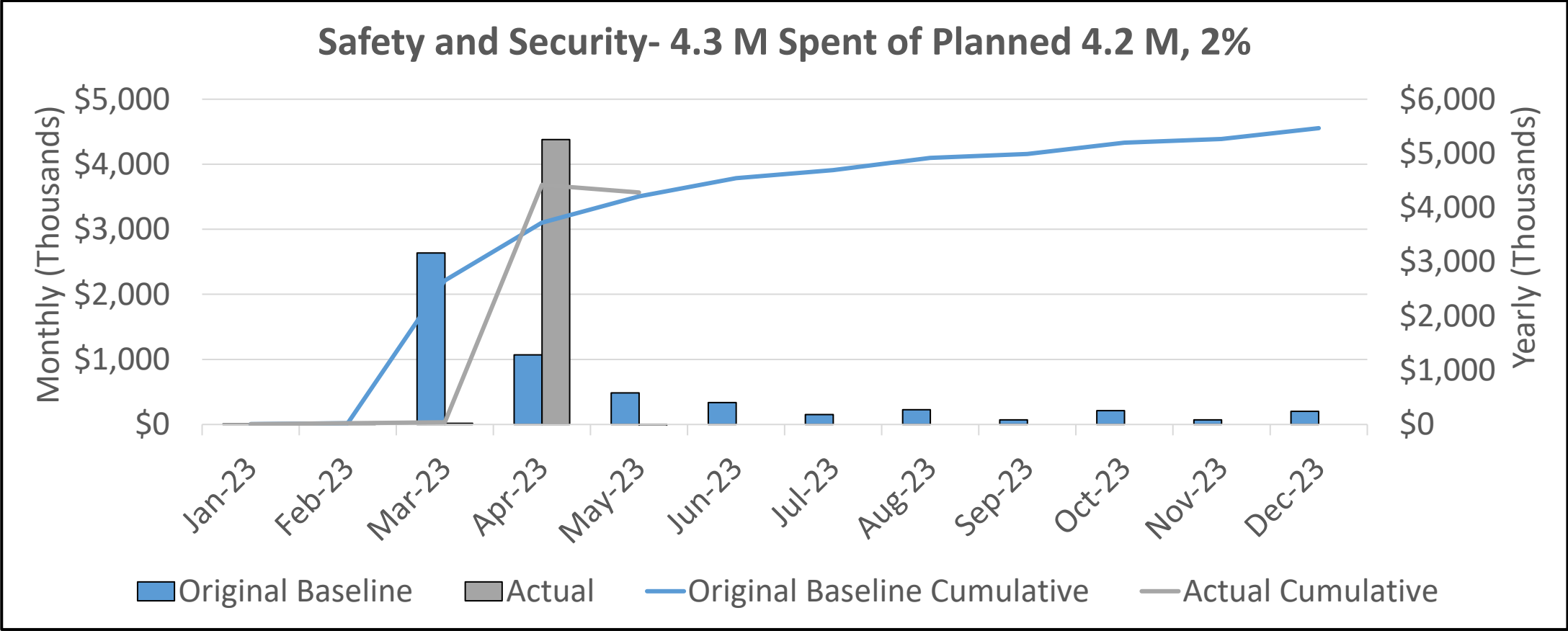
# Revenue Service Vehicles – Project Variance

UTA Capital Program Delivery	YTD Current Plan	YTD Actual Expend	YTD Variance \$	YTD Variance %
MSP247- Light Rail Seat Replacement	1,251,000	828,000	(423,000)	-34%
REV211- Replacement Buses	25,000	128,000	102,000	405%
REV224- Bus Overhaul	321,000	541,000	221,000	69%
REV236- VW Battery Buses	88,000	20,888,000	20,800,000	23582%
SGR040- Light Rail Vehicle Rehab	2,234,000	4,078,000	1,844,000	83%
SGR391- Commuter Rail Vehicle Rehab	150,000	3,000	(147,000)	-98%



# Safety and Security

UTAH TRANSIT AUTHORITY





# Safety and Security - Project Variance

UTAH TRANSIT AUTHORITY

UTA Capital Program Delivery	YTD Current Plan	YTD Actual Expend	YTD Variance \$	YTD Variance %
FMA543- Police Fleet Vehicles	400,000	-	(400,000)	-100%
FMA645- Camera Sustainability	202,000	67,000	(135,000)	-67%
FMA658- Bus Replacement Camera System	2,625,000	4,048,000*	1,422,000	54%
ICI229- Red/Blue/Green/Frontrunner Camera Systems	779,000	8,000	(771,000)	-99%

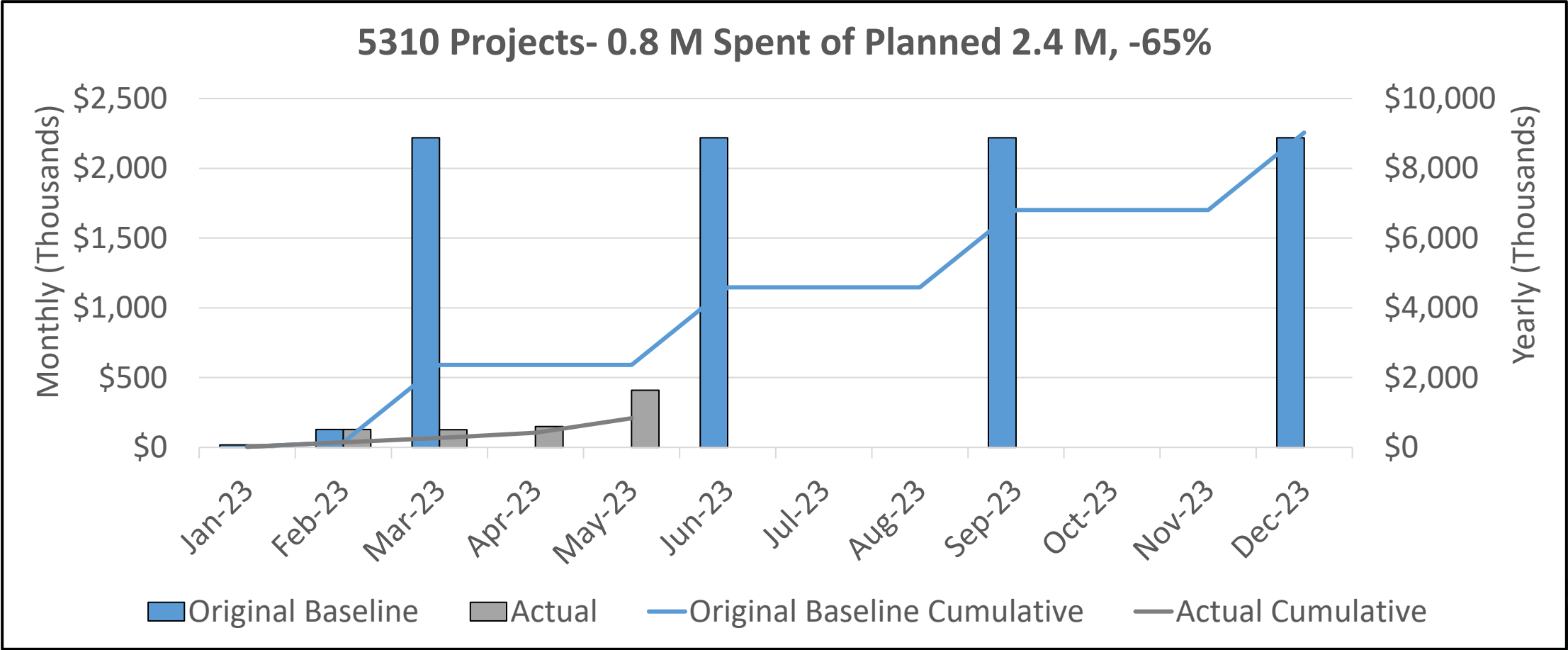
\* Technically is overbudget. There were some errors in the expense processing. You'll see this drop over the next couple months as the corrections are recognized in the reporting period.



# 5310 Projects- 2023 Plans


(Highly dependent on sub-recipient activity)

UTAH TRANSIT AUTHORITY



# 5310 Project Variance

UTA Capital Program Delivery	YTD Current Plan	YTD Actual Expend	YTD Variance \$	YTD Variance %
ICI213- E Voucher Phase 2	104,000	-	(104,000)	-100%
MSP222- FFY 17/18 - 5310 Program - Provo/Orem	56,000	170,000	114,000	205%
MSP249- FFY 19/20 - 5310 Program - SLC/West Valley (Operating)	129,000	16,000	(113,000)	-88%
MSP276- FFY 2022 - 5310 Program - SLC/West Valley	308,000	-	(308,000)	-100%
MSP277- FFY 2022 - 5310 Program - Ogden/Layton	172,000	-	(172,000)	-100%
MSP278- FFY 2022 - 5310 Program - Provo/Orem	119,000	-	(119,000)	-100%
MSP280- FFY 2021 - 5310 Program - SLC/West Valley	169,000	-	(169,000)	-100%
MSP297- FFY 19/20 - 5310 Program - SLC/West Valley (Capital)	278,000	44,000	(234,000)	-84%
MSP298- FFY 19/20 - 5310 Program - Ogden/Layton (Capital)	157,000	-	(157,000)	-100%



# Questions?



# Resolutions



**R2023-07-01**  
**Resolution Authorizing the Executive  
Director to Execute Grant Agreements for  
Specified Projects**



# Grants Selected for Award as of 6/22/23

**12 Grants = \$14.09M**



# Projects

- Point of the Mountain Environmental Study (\$2 million)
- UTA Rideshare and Vanpool Management (\$952K)
- Locomotive Overhaul (\$1.37 million)
- Midvalley Connector BRT Construction (\$2 million)
- On-Route Electric Bus Infrastructure (\$1.98 million)
- Operating Assistance for OGX (\$1.15 million)
- Provo 900E UVX Station (\$4 million)
- UT County Bus Stops Phase 3 (\$340K)
- UTA On-Board Technology (\$300K)





# **Recommended Action**

## **(by roll call)**

Motion to approve R2023-07-01 Resolution Authorizing the Executive Director to Execute Grant Agreements for Specified Projects, as presented



**R2023-07-02**

**Resolution Adopting Free Fare on the  
Ogden Express Line (OGX) through August 2026**



# RESOLUTION R2023-07-02

*Adopting Free Fare on the Ogden Express Line (OGX) through August 2026*

- OGX will begin service in August
- UTA will receive grant funding to be used to offset the cost of operations of running this service for three (3) years (\$1,230,700)
- UTA will be able to forego fare collection from customers riding the OGX service during this time and will consider OGX to be a free fare service.
- Resolution R2023-07-02 will authorize free fare for the OGX bus rapid transit through August 2026.



# Recommended Action

## (by roll call)

Motion to approve R2023-07-02 Resolution Adopting Free Fare on the Ogden Express Line through August 2026, as presented



**R2023-07-03**

**Resolution Approving Davis-Salt Lake  
City Community Connector Locally  
Preferred Alternative (LPA)**



# Davis-SLC Community Connector LPA

- 26-mile corridor
- Corridor-based Bus Rapid Transit
- 15-minute service 6am – 8pm with 30-minute service in early mornings and late evenings
- 18 battery electric buses
- 12 new stations/6 new stops
- Will utilize ~17 other stops
- End of line platforms with overhead chargers
- ~5800 riders per day
- Capital cost: \$75M



Davis-Salt Lake City Community Connector

## LPA Status

- Project partners, including affected Cities, were updated on April 25, 2023
- Included in WFRC 2023-2050 Regional Transportation Plan (RTP)
- Updated Board of Trustees on May 10, 2023
- Local Advisory Council approved and recommended LPA through resolution on May 31, 2023
- Seeking UTA Board of Trustees approval today



## Next Steps

- LPA approval by UTA Local Advisory Council and Board of Trustees will allow drafting of Capital Project plan to proceed
- Continue completion of NEPA document and design
- Request entry into FTA Project Development
- Once partner funding commitments are finalized, Capital Project plan will be presented to Local Advisory Council and Board of Trustees for their approval
- Submit Small Starts grant application





# Recommended Action

## (by roll call)

Motion to approve R2023-07-03 - Resolution Approving Davis-Salt Lake City Community Connector Locally Preferred Alternative, as presented



# Service and Fare Approvals



# Fare Agreement: Education Pass Agreement (Salt Lake Community College)

---

## Recommended Action (by acclamation)

Motion to approve the Education Pass Fare Agreement with  
Salt Lake Community College, as presented



# Fare Agreement: Pass Purchase and Administration (Salt Lake City Corporation)

---

## Recommended Action (by acclamation)

Motion to approve the Pass Purchase and Administration Fare Agreement  
with Salt Lake City Corporation, as presented



# Complimentary Fare: Special Events Agreement (Craft Lake City)

---

## Recommended Action (by acclamation)

Motion to approve the Special Events Complimentary Fare Agreement  
with Craft Lake City, as presented



# Discussion Items



# **Senate Bill 125 - ASPIRE Electric Vehicle Infrastructure Overview**



# SB 125 Utah State University Update July 2023



Agenda Item 9.a.



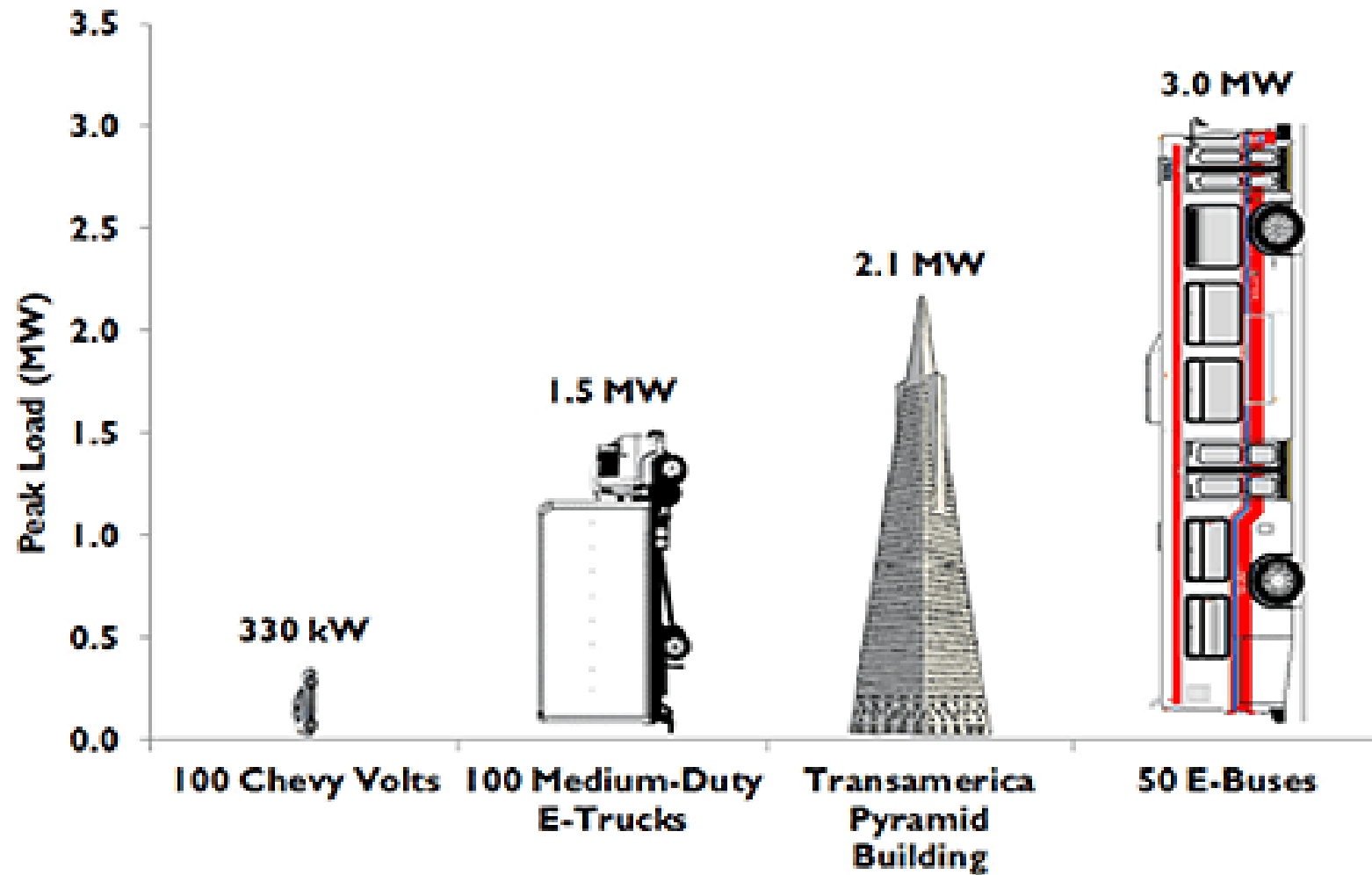


# SB 125 Background

- Advancing Sustainability through Powered Infrastructure for Roadway Electrification (ASPIRE), a National Science Foundation Engineering Research Center housed at Utah State University, received \$2.1 million in ongoing funding through Senate Bill 125, Transportation Infrastructure Amendments.
- ASPIRE conducts vital research to pave the way for real-world deployment of electrified transportation systems.
- It partners with the University of Utah, Brigham Young University, and eight other universities across the world in its research, which is supported by NSF, industry partners, and research grants from the U.S. Departments of Energy and Transportation



*Figure 14: Peak loads for various electric vehicle fleets (without mitigating grid impacts)*



*Assumptions: the Chevy Volt charging rate is 3.3 kW, the medium-duty E-Truck charging rate is 15 kW and the E-Bus charging rate is 60 kW. The peak load for the Transamerica Pyramid building is from [26].*

## Why?: Grid Impact of Electric Buses

# ALL CHARGED UP

**FOX**  
**13**



# Current UTA Electrification Projects

- Construction and Implementation
  - Buses
    - 2018 Low-No Grant: 3 UTA buses and 2 University of Utah buses in service
    - Park City Transit and High Valley Transit: UTA is supporting construction of charging infrastructure
    - Ogden Express: 11 battery buses and charging infrastructure
    - VW Grant: 20 battery buses in revenue system
    - Tooele on Demand: 10 small buses and charging
  - Light Rail
    - 105 light rail vehicles in service (50 miles, 50 traction power substations)
    - Light rail vehicle replacement
    - S-Line Extension
    - S-Line transition to renewable energy
  - Facility Projects
    - Depot District Bus Garage opened in May 2023
    - Transit Technical Education Center
    - Ongoing energy saving projects



# Current UTA Electrification Projects

- Grant Applications
  - FHWA Charging and Fueling Infrastructure Grant (Community Program)
- Research and Studies
  - Bus Fleet Replacement Plan
  - FrontRunner Electrification
  - Commuter rail rolling stock electrification
  - RMP Partnership
  - ASPIRE Center Research



## SB 125 Details

- Designates ASPIRE as the lead research center in developing a strategic action plan for the electrification of transportation infrastructure
- The plan will guide the transition to an electrified and intelligent transportation system
- Creates a Steering Committee and Industry Advisory Board
- Requires ASPIRE to prepare first annual report by August 2024 (annually thereafter)



# **Education Pass Agreement with the Salt Lake School District, Salt Lake Education Foundation and Salt Lake City**



# SALT LAKE SCHOOL DISTRICT

## *Education Pass and Funding Agreement Discussion*

For the 2022-23 school year, UTA entered a partnership with the Salt Lake School District, Salt Lake Education Foundation, and the City of Salt Lake:

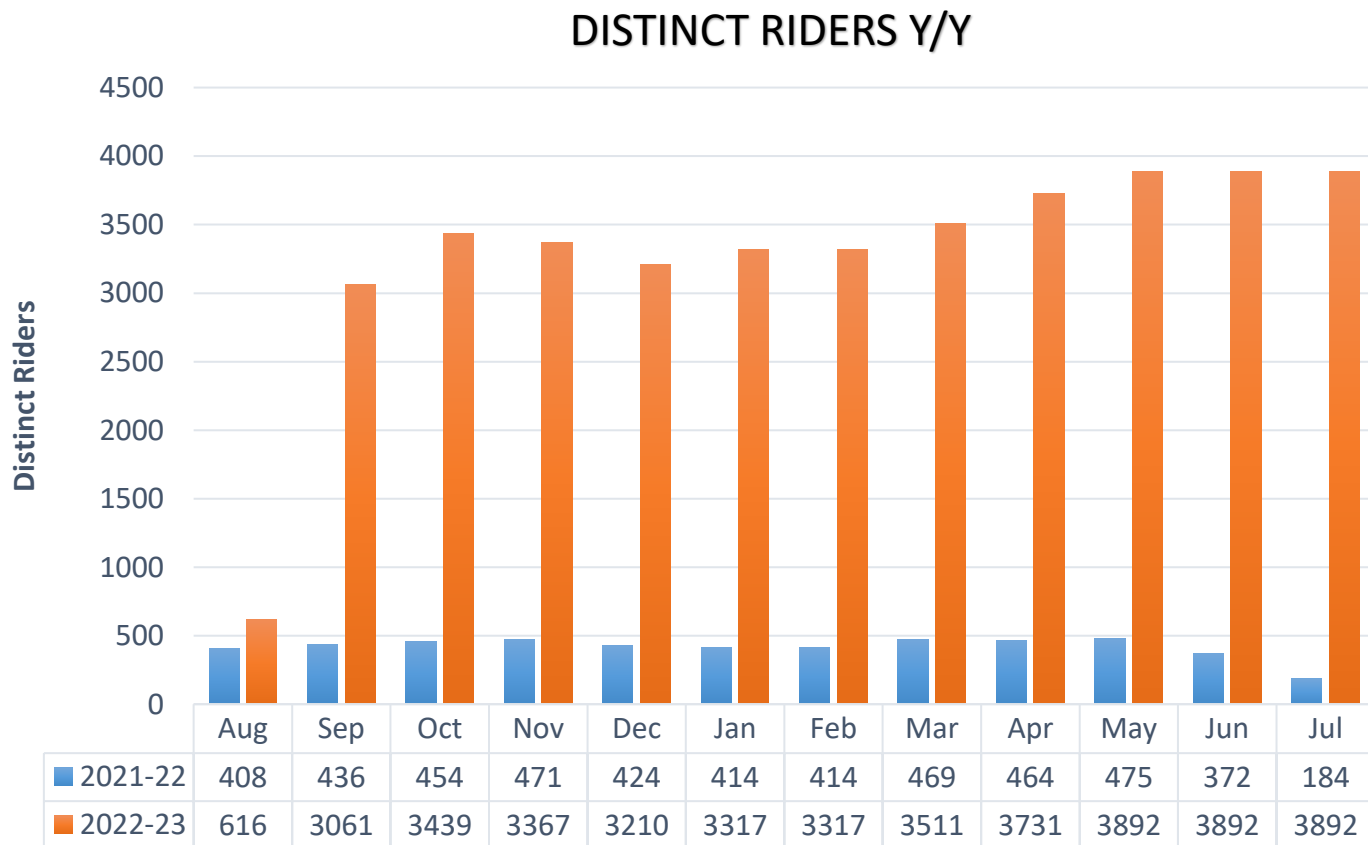
- 24,000 students, faculty, and staff
- Unlimited transit pass valid on local UTA Service
- Total contract value: \$379,000
  - Salt Lake Education Foundation and School District: \$279,000
  - Salt Lake City: \$100,000





# SALT LAKE SCHOOL DISTRICT

## Education Pass and Funding Agreement Discussion



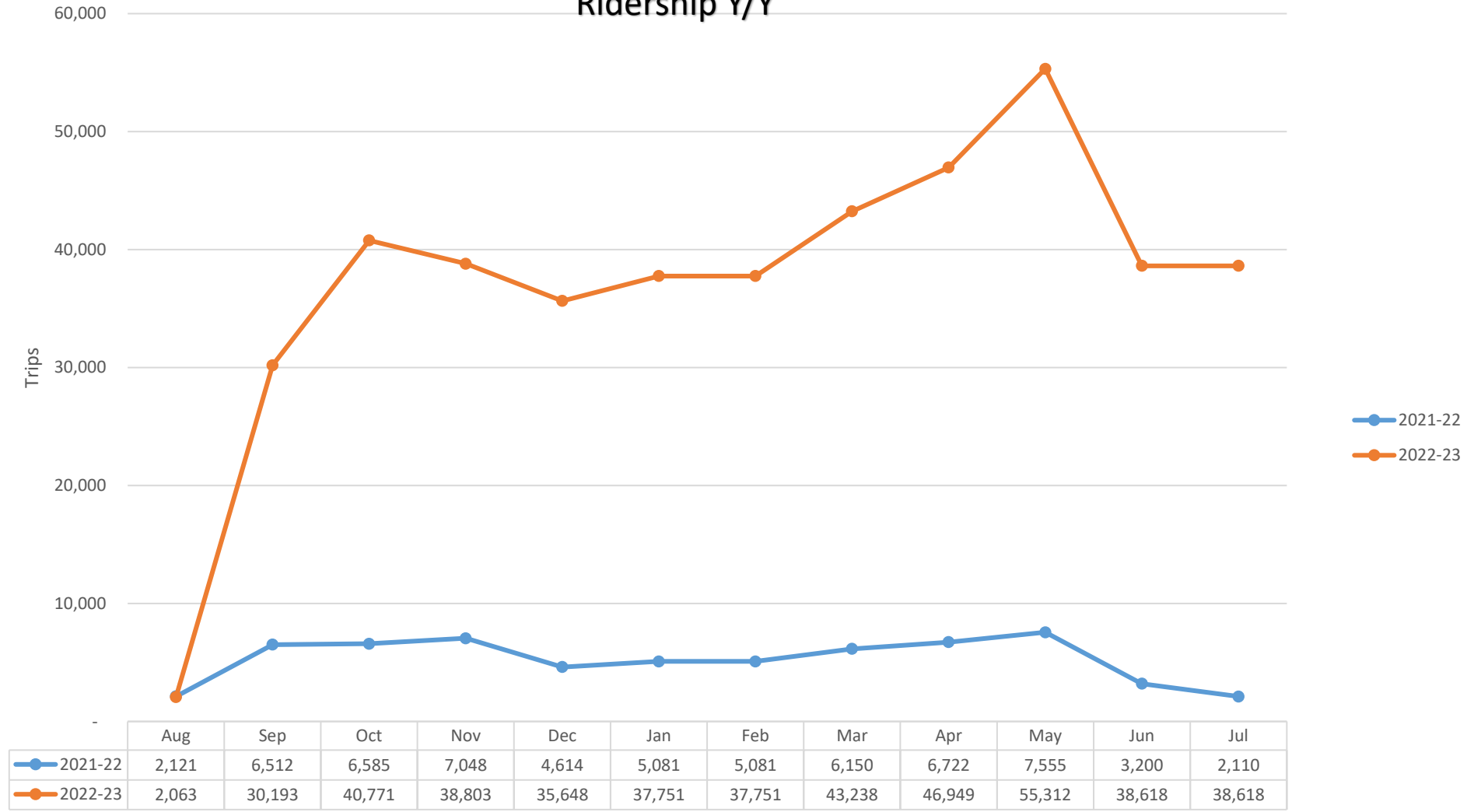
*\*Estimated for June and July 2023 Using Historical Data*



# SALT LAKE SCHOOL DISTRICT

## Education Pass and Funding Agreement Discussion

Ridership Y/Y



\*Estimated for June and July 2023 Using Historical Data



## SALT LAKE SCHOOL DISTRICT

### *Education Pass and Funding Agreement Discussion*

Providing access to opportunity:

- After School Activities
- Internships and Jobs
- Less Absenteeism



# SALT LAKE SCHOOL DISTRICT

## *Education Pass and Funding Agreement Discussion*

### Expanded Access to Opportunity:

- Additional funding for (1) Guardian/Parent Transit Pass
  - Additional Authorized Users: TBD
- July 26, 2023, UTA Board of Trustees Meeting
- Total contract value: \$493,648
  - Salt Lake Education Foundation and School District: \$279,000
  - Mayor's General Fund: \$100,000
  - Council's Addition: \$114,648



# Other Business

- a. Next Meeting: Wednesday, July 26, 2023, at 9:00 a.m.



# Closed Session

- a. Strategy Session to discuss Collective Bargaining



# Recommended Action

## (by acclamation)

Motion to move to closed session to discuss Collective Bargaining



# Closed Session





# Open Session



# Adjourn

