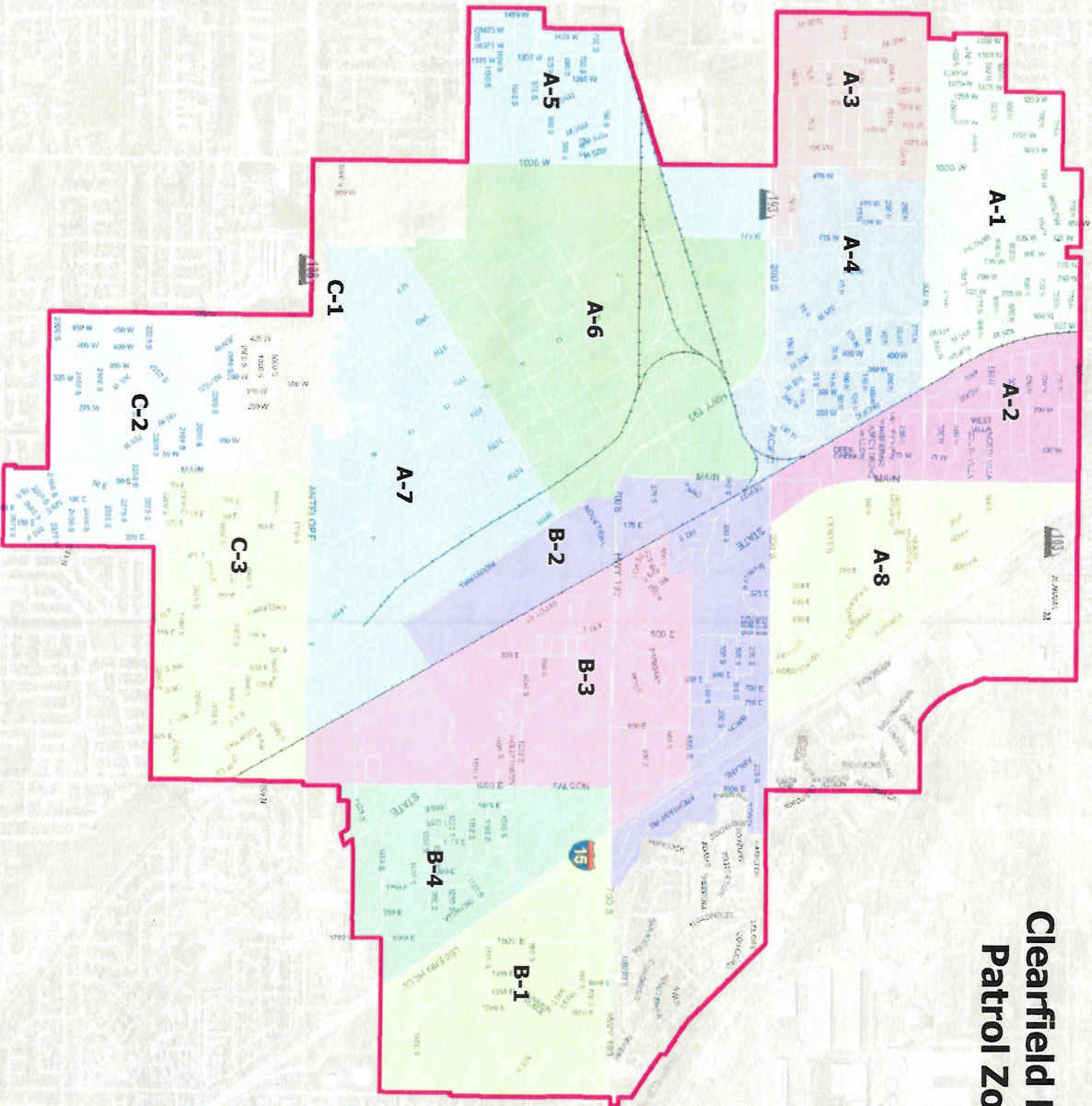
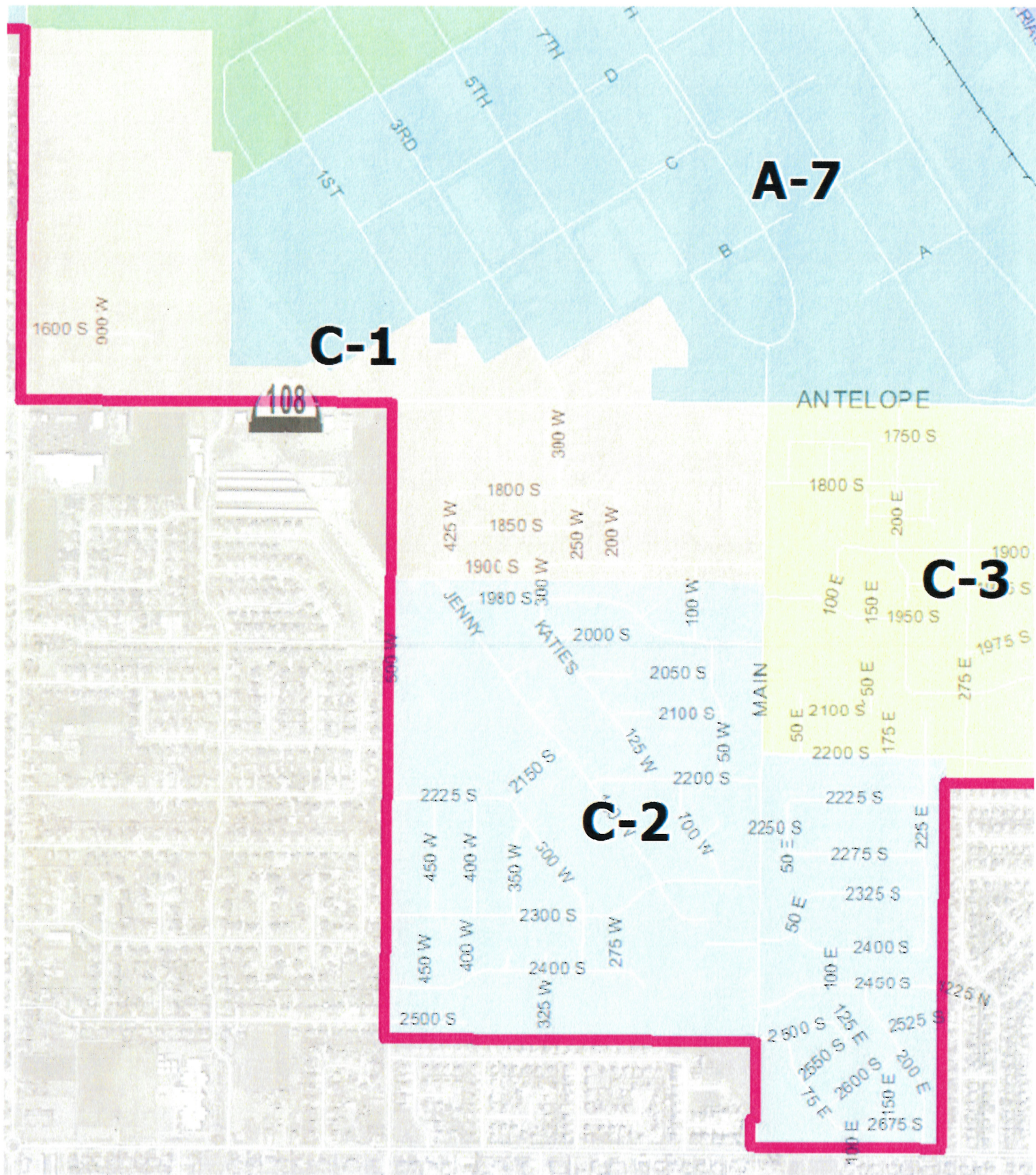


Clearfield Police Patrol Zones





A-7

C-1

C-3

C-2

108

1600 S
900 W

ANTELOPE

1800 S
1850 S
1900 S
1980 S

1750 S
1800 S
200 E

JENNY
KATIES
2000 S
2050 S
2100 S

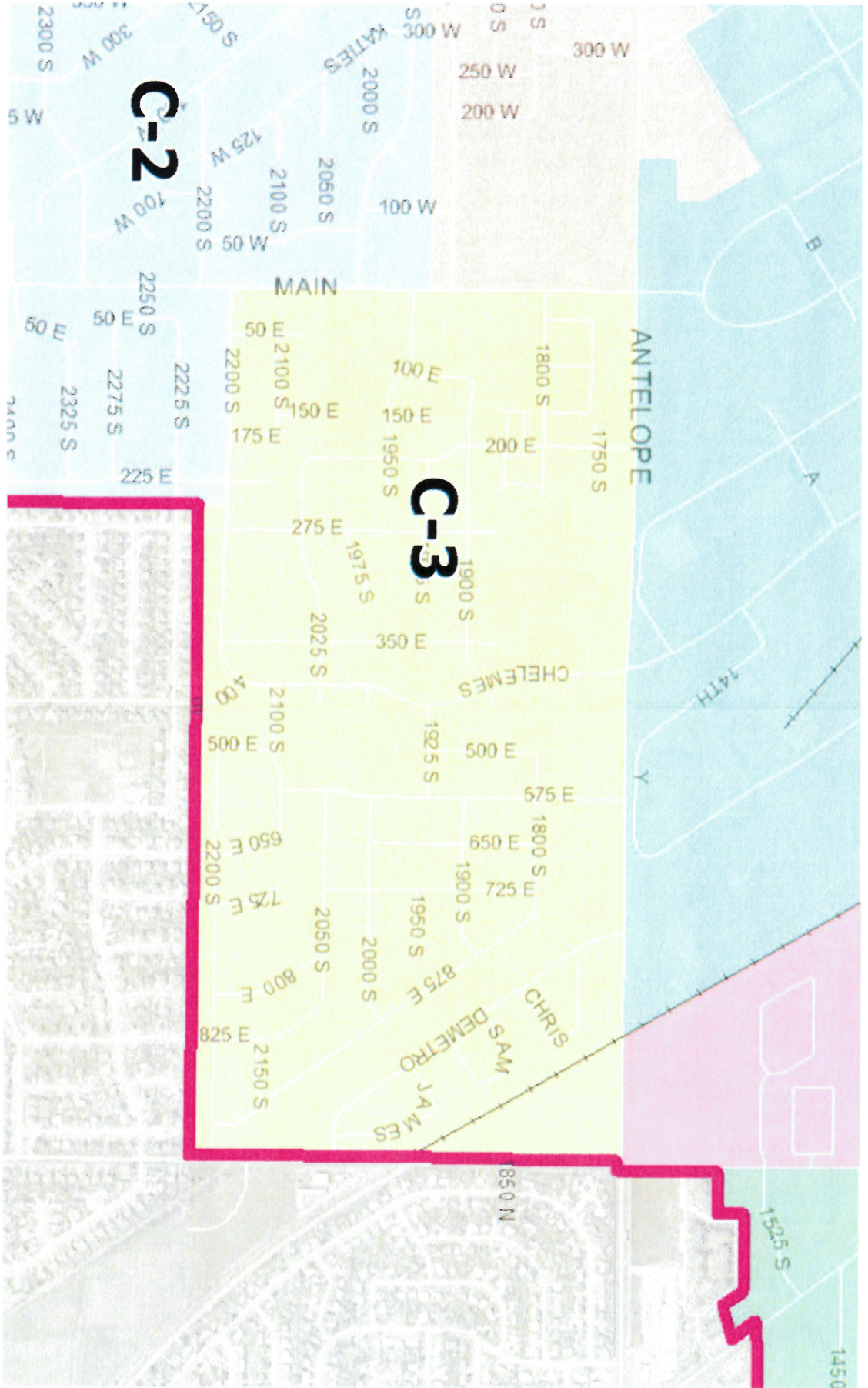
1900 S
1950 S
1975 S
275 E

2225 S
2150 S
2300 S
2400 S
2500 S

2225 S
2275 S
2325 S
2400 S
2460 S
2500 S
2550 S
2600 S
2675 S

MAIN

225 W



Calls for Service Report

Clearfield Police Department



The following data reflects the calls for service, citations, and other activity in the southwest area of Clearfield City. The reports reflect the calls for service in areas C-1 and C-2. The report also reflects specific incidents that occurred on 2300 South and South Main Street from 1700 South to the Clearfield City border.

Calls for Service in Area C-1

January 1, 2013 – December 31, 2013: 875
 January 1, 2014 – December 31, 2014: 954
 January 1, 2015 – December 31, 2015: 927
 January 1, 2016 – September 30, 2016: 579



Total # of Calls in C-1: 3,335
 Total # of Calls in all areas: 58,118
 5% of total calls

Calls for Service in Area C-2

January 1, 2013 – December 31, 2013: 673
 January 1, 2014 – December 31, 2014: 602
 January 1, 2015 – December 31, 2015: 740
 January 1, 2016 – September 30, 2016: 416



Total # of Calls in C-2: 2,431
 Total # of Calls in all areas: 58,118
 4% of total calls

Calls for Service in Area C-3

January 1, 2013 – December 31, 2013: 1,226
 January 1, 2014 – December 31, 2014: 1,242
 January 1, 2015 – December 31, 2015: 1,345
 January 1, 2016 – September 30, 2016: 942



Total # of Calls in C-3: 4,755
 Total # of Calls in all areas: 58,118
 8% of total calls

Traffic Accident Incidents on 2300 South

January 1, 2013 – December 31, 2013: 0
 January 1, 2014 – December 31, 2014: 1 (265 W 2300 S involving a parked car – citation issued)
 January 1, 2015 – December 31, 2015: 1 (360 W 2300 S involving a parked car – citation issued)
 January 1, 2016 – September 30, 2016: 0

Total Incidents on 2300 South

January 1, 2013 – December 31, 2013: 25
 January 1, 2014 – December 31, 2014: 22
 January 1, 2015 – December 31, 2015: 19
 January 1, 2016 – September 30, 2016: 18

2300 South Citations

January 1, 2013 – December 31, 2013: 0 citations
 January 1, 2014 – December 31, 2014: 5 citations
 January 1, 2015 – December 31, 2015: 3 citations
 January 1, 2016 – September 30, 2016: 2 citations

South Main Street Citations

January 1, 2013 – December 31, 2013: 137
January 1, 2014 – December 31, 2014: 158
January 1, 2015 – December 31, 2015: 246
January 1, 2016 – September 30, 2016: 184

South Main Street Accidents

January 1, 2013 – December 31, 2013: 18
January 1, 2014 – December 31, 2014: 13
January 1, 2015 – December 31, 2015: 21
January 1, 2016 – September 30, 2016: 14

2200 South Citations (east of Main – 1000 E)

January 1, 2013 – December 31, 2013: 26
January 1, 2014 – December 31, 2014: 8
January 1, 2015 – December 31, 2015: 45
January 1, 2016 – September 30, 2016: 6

400 E Citations (1700 s – 2200 S)

(The address 1700 S 400 E was eliminated because of the likelihood of the violation occurring on 1700 S.)

January 1, 2013 – December 31, 2013: 57
January 1, 2014 – December 31, 2014: 54
January 1, 2015 – December 31, 2015: 31
January 1, 2016 – September 30, 2016: 36

Incidents Occurring Between the Hours of 0700 – 0900

September 15, 2016

08:14 Suspicious Person

08:12 School Zone

September 16, 2016

07:40 Property Damage

08:32 Juvenile Problem

08:56 School Assist

September 19, 2016

07:37 Extra Patrol

08:20 Crossing Guard

08:39 Assist OJ

08:59 PD Accident

September 20, 2016

07:45 PD Accident

07:59 Tobacco Offense

08:09 Extra Patrol

September 21, 2016

07:26 PI Accident

07:42 PD Accident

07:47 Suspicious

08:11 Family Fight

08:12 Found Property

08:47 Shoplifter

September 22, 2016

07:07 Abandoned Vehicle

07:26 PD Accident

08:23 School Zone

08:45 Suspicious

September 23, 2016

08:13 School Zone

08:51 School Assist

SMART SURVEY INFO

<400 W 2300 S>

<>

POSTED SPEED LIMIT: <25>

SURVEY STARTED: <2016/05/12 09:13>

FILENAME: 1B00046.DAT

MIN SPEED ALLOWED <10> MAX SPEED ALLOWED <75>

TOTAL VEHICLES = 8014

MINIMUM SPEED = 11

MAXIMUM SPEED = 46

AVERAGE SPEED = 24.65

50th PERCENTILE = 25

85th PERCENTILE = 29

TEN MILE PACE = 21 to 30

END OF REPORT