

City of South Salt Lake
Tentative Budgets for Fiscal Year 2016 - 17

Fund	2016 - 17
General	\$26,522,317
Leased Equipment Debt Service	310,300
Capital Improvements	2,989,800
Water Utility	2,387,000
Sewer Utility	2,015,500
Solid Waste Collection	477,000
Ambulance Services	1,241,000
Housing	176,000
Insurance Reserve	662,000
Total All Funds	\$36,780,917

Presented: April 27, 2016

Public Hearing

Adopted:

Amended:

2016-17 Tentative Budget Highlights

General Fund

- No increases in taxes or fees are proposed.
- 1% cost of living increase for public safety employees and a 3% step increase for public employees.
- Increases in employee benefits are included due to wage increases. Medical insurance is not expected to increase in FY 2016-17.
- The addition of one full time building inspector position is requested. Funding is provided by an increase in building permit revenue. No other increase in FTE's is requested.
- Approximately \$2,100,000 in after school grants and programs is included in the tentative budget.
- \$815,000 in Class C funds is recognized for road maintenance and construction projects.
- Approximately \$58,000 reduction in fuel budgets.
- \$28,000 increase in VECC (Valley Emergency Communications Center) assessments.
- A 5% increase in liability and property insurance premiums.

Capital Improvements Fund

- \$126,000 for ongoing replacement of police vehicles.
- Approximately \$300,000 of state road assistance is scheduled to be used to finance traffic signal replacement projects on 2700 S at Main Street and 300 West.
- \$150,000 of CDBG funding along with \$90,000 of city funding is proposed to fund design and construction of restrooms at the Central Park facility.
- \$252,000 of SL County funding along with a city match of \$84,000 is proposed to be used for renovating the Scott School pottery building.
- \$200,000 is proposed to fund HVAC and elevator upgrades at City Hall.
- \$75,000 of unexpended FY 2016 funds is recommended to be carried over to FY 2017 for police building elevator renovation.
- Approximately \$305,000 is scheduled to be used for existing fire truck and public works equipment lease payments.
- Approximately \$80,000 is scheduled to be transferred to the Ambulance Services Fund to cover expenses.

Water Fund

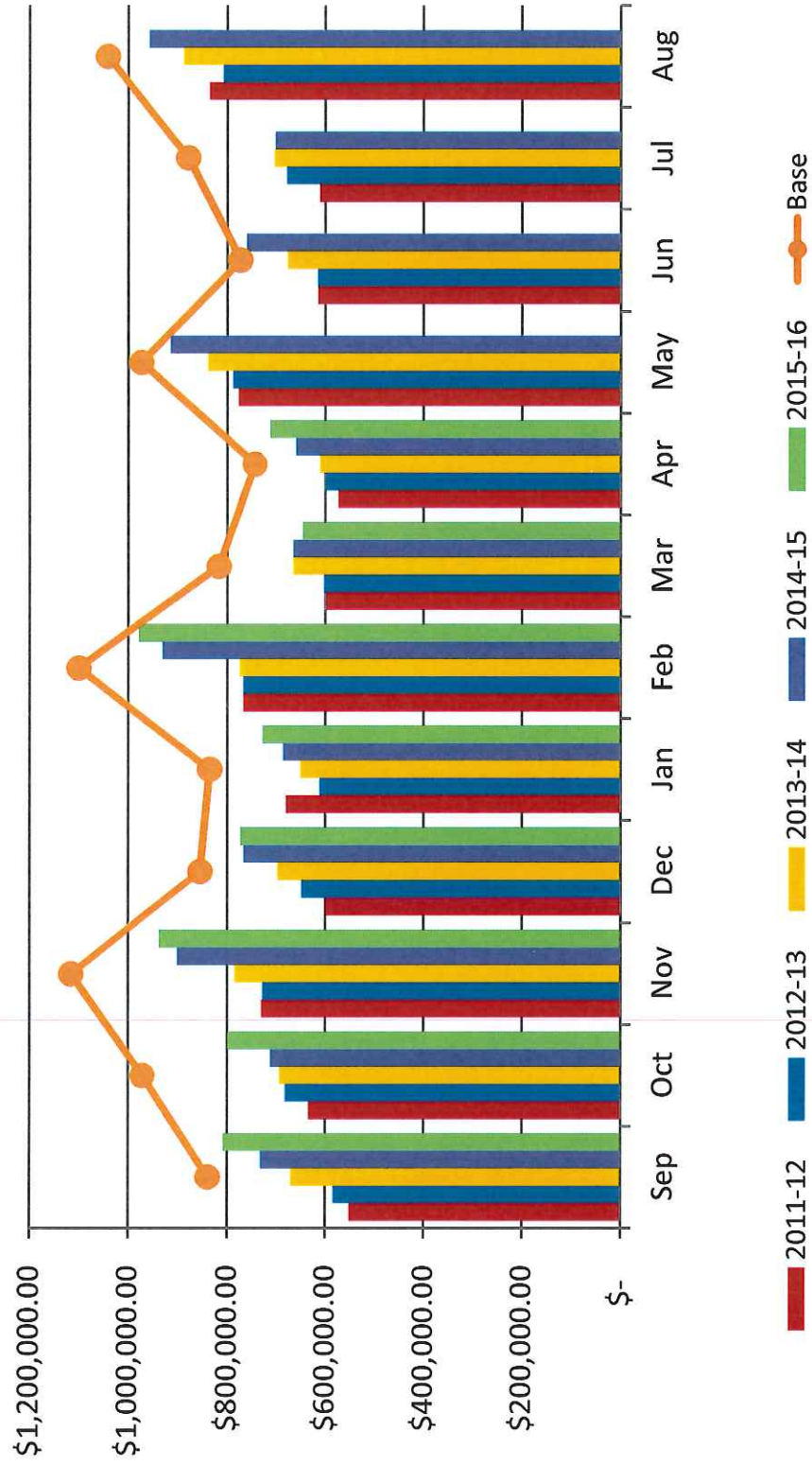
- \$150,000 is proposed for the Burton Avenue water main replacement project.
- \$50,000 is scheduled for the SCADA (monitoring) system and \$50,000 for ongoing hydrant and meter replacements.
- \$80,000 to complete the cellular water meter replacement project.

Sewer Fund

- Funding for Central Valley Water Reclamation Facility operating and capital cost increases.
- Funding is requested for the implementation of in-house waste water surcharge sampling.
- Funding for the 2700 S trunk-line lining project.

Possible Schedule:	April 27, 2016	Tentative Budget Presented
	May 25, 2016	Public Hearing
	June 15, 2016	Adopt Budgets (Deadline is June 22, 2016)

Sales Tax Comparison FY 2012 - FY 2016



Sales Tax Monthly Analysis Fiscal Year 2015-16

Tax Period/Month Received	2010-11	2011-12	2012-13	2013-14	2014-15	2015-16
July/September	\$ 554,728.61	\$ 551,922.13	\$ 583,714.83	\$ 670,737.52	\$ 732,436.75	\$ 732,436.75
August/October	552,368.92	634,362.71	681,677.72	693,610.38	711,523.11	799,948.52
September/November	643,672.61	730,514.72	728,232.70	785,336.41	900,851.42	936,435.84
October/December	564,274.33	601,285.48	648,462.03	697,526.67	767,438.50	773,397.36
November/January	576,511.84	680,254.82	611,644.35	650,848.02	685,603.31	727,640.71
December/February	715,141.30	768,060.28	767,822.09	774,975.49	929,918.70	977,431.82
January/March	562,306.52	598,282.11	602,313.62	665,858.33	664,919.59	645,433.08
February/April	523,474.91	573,042.54	598,865.62	611,002.02	659,583.02	711,409.68
March/May	688,982.90	777,510.96	788,865.95	839,676.28	913,962.51	-
April/June	600,020.94	615,249.45	615,661.20	677,487.28	761,322.85	-
May/July	537,255.40	611,511.61	678,504.58	704,190.46	701,432.51	-
June/August	840,056.47	836,514.56	807,994.20	888,320.58	956,706.30	-
	\$ 7,358,794.75	\$ 7,978,511.37	\$ 8,113,758.89	\$ 8,659,569.44	\$ 9,385,698.57	\$ 6,304,133.76
	\$ 1,587,692.97	\$ 2,975,060.85	\$ 2,802,226.47	\$ 2,315,493.00	\$ 1,537,959.79	\$ 799,300.00
	\$ 8,946,487.72	\$ 10,953,572.22	\$ 10,915,985.36	\$ 10,975,062.44	\$ 10,923,658.36	\$ 7,103,433.76 (est.)

Hold Harmless Distribution:

Tax Period/Month Received	2015-16 Actual	2015-16 Budget	Budget Variance	Prior Year Variance	2015-16 City Option	2014-15 City Option
July/September	\$ 808,205.38	\$ 783,000.00	\$ 25,205.38	\$ 75,768.63	\$ 247,672.92	\$ 220,886.48
August/October	799,948.52	760,000.00	39,948.52	88,425.41	240,870.08	208,390.10
September/November	936,435.84	965,000.00	(28,564.16)	35,584.42	283,979.99	274,345.23
October/December	773,397.36	820,000.00	(46,602.64)	5,958.86	238,545.66	233,791.11
November/January	727,640.71	730,000.00	(2,359.29)	42,037.40	221,324.18	208,254.36
December/February	977,431.82	993,000.00	(15,568.18)	47,513.12	288,708.59	270,234.95
January/March	645,433.08	710,000.00	(64,566.92)	(19,486.51)	191,466.15	198,498.86
February/April	711,409.68	705,000.00	6,409.68	51,826.66	217,717.30	198,777.94
March/May	-	975,000.00	-	-	-	-
April/June	-	813,000.00	-	-	-	-
May/July	-	751,000.00	-	-	-	-
June/August	-	1,015,000.00	-	-	-	-
April/June (est.)**	\$ 6,379,902.39	\$ 10,020,000.00	\$ (86,097.61)	\$ 327,627.99	\$ 1,930,284.87	\$ 1,813,179.03
	\$ -	\$ 799,300.00				
	\$ 6,379,902.39	\$ 10,819,300.00				

Sales 5.20%
Percent change from prior year 6.46% City Option

** City receives annual "hold harmless" based on tax commission cash basis calculation

Hold Harmless/2016 Analysis - April 2016

In 2006 the City was guaranteed approximately \$10,974,000 annually in sales tax distributions until 2016

Previous Hold Harmless Distributions:

2009-10	\$3,283,209	
2010-11	\$3,646,356	
2011-12	\$2,972,193	
2012-13	\$2,802,226	
2013-14	\$2,315,493	
2014-15	\$1,537,960	(Actual Hold Harmless received in June 2015 @ 8.4% growth)
2015-16 est.	\$990,000	(Estimated Hold Harmless receipt in June 2016 @ 6% growth)

The objective is to make up approximately \$990,000 subsequent to June 30, 2016

Assuming the following annual sales tax growth rates in FY 2017 the estimated shortfall is:

	5%	6%	7%	8%	9%
2016-17	\$504,600	\$405,120	\$305,650	\$206,160	\$106,680

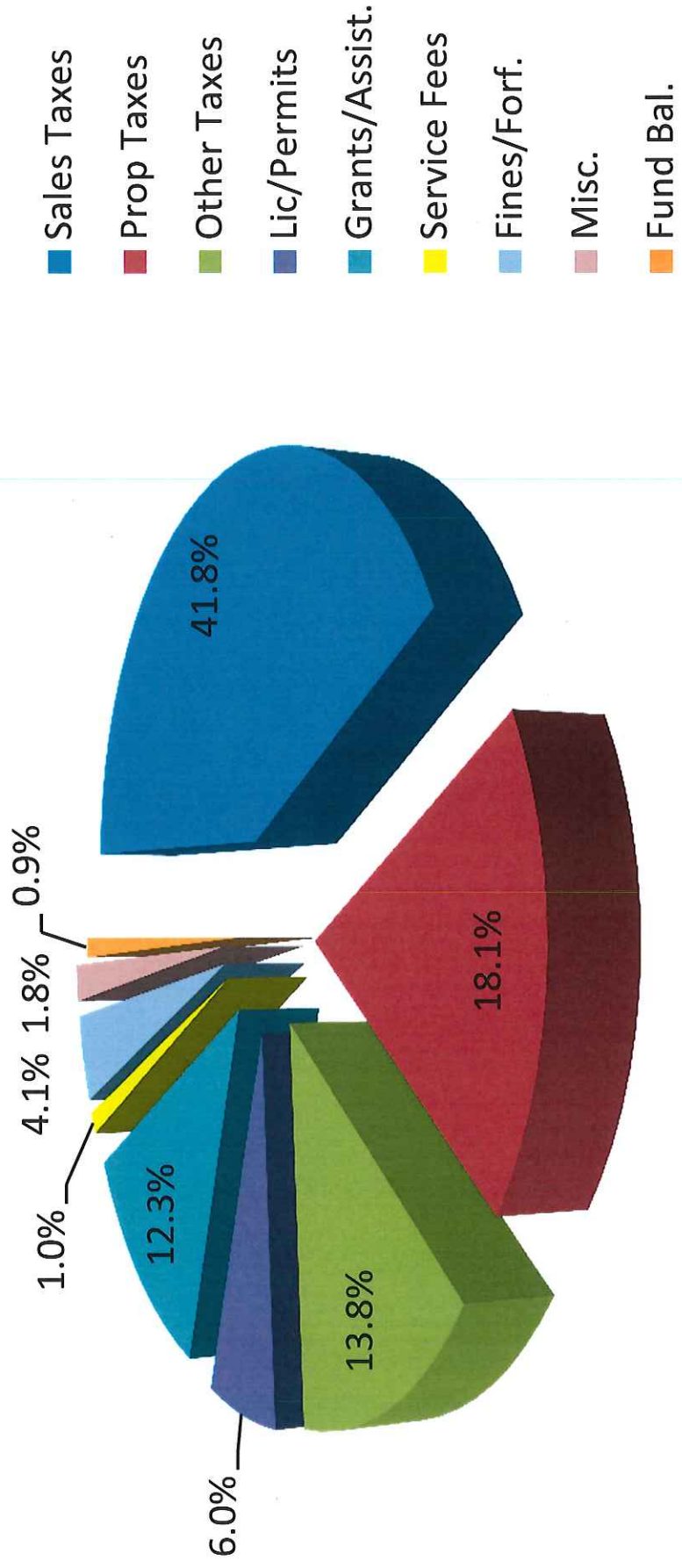
Items to assist in the mitigation of the Hold Harmless loss:

Sales Tax Bond Retirement	\$350,000
Eliminated 3 Grant Funded PD Positions	\$180,000
Utilize growth in City Option Tax	\$0
Class C funds For Annual Equip Debt Pmt	\$0
Storm Water Enterprise Fund	\$0
Hiring Prohibition/Employee Attrition	\$0
Total to be applied to loss	\$530,000


In addition, approximately \$2,800,000/year of City Option Tax remains available in 2016 for economic development purposes. Approximately \$1,100,000/year of that amount will be committed to Excise Tax Bond payments (RDA Project). Reliance on the City Option Tax for debt service can be reduced by development in the RDA project area.

General Fund

General Fund Revenue FY 2017 - Where It Comes From



General Fund Expenditures FY 2017 - Where It Goes



Property Tax Comparison For Fiscal Years 6/30/15 And 6/30/16

Period Collected/ Period Disbursed	General Prop		Personal Prop		Redemption		Motor		Interest		2015-16		Monthly Variance
	2014-15	2015-16	2014-15	2015-16	2014-15	2015-16	2014-15	2015-16	2014-15	2015-16	2014-15	2015-16	
July/August	\$13,284.18	\$13,282.17	\$17,527.46	\$9,019.61	\$8,140.59	\$2,787.45	\$20,944.09	\$20,912.60	\$289.75	\$140.10	\$60,186.07	\$46,141.93	(\$14,044.14)
August/September	11,376.50	11,131.64	5,578.17	3,709.04	14,870.51	854.19	20,847.30	20,808.52	1,067.05	41.99	53,739.53	36,545.38	(17,194.15)
September/October	9,985.60	9,087.44	6,947.26	7,713.42	5,645.86	5,109.37	19,843.83	19,043.35	306.44	301.05	42,728.99	41,254.63	(1,474.36)
October/November	308,413.27	312,148.96	6,213.33	6,921.38	6,071.01	3,806.95	20,991.86	19,993.59	437.75	301.65	342,127.22	343,170.53	1,043.31
Gen Prop Deposit	392,428.97	191,384.70	0.00	0.00	0.00	0.00	0.00	0.00	0.00	0.00	392,428.97	191,384.70	(201,044.27)
Gen Prop Deposit	715,490.20	692,488.06	0.00	0.00	0.00	0.00	0.00	0.00	0.00	0.00	715,490.20	692,488.06	(23,002.14)
November/December	1,438,847.72	2,051,459.74	6,581.10	3,145.76	11,097.74	13,564.82	16,600.45	18,914.35	661.95	766.71	1,473,788.96	2,087,851.38	614,062.42
Gen Prop Deposit	1,027,109.56	707,188.66	0.00	0.00	0.00	0.00	0.00	0.00	0.00	0.00	1,027,109.56	707,188.66	(319,920.90)
December/January	111,844.51	88,909.37	3,263.17	6,732.77	6,196.14	11,160.89	20,632.96	22,226.94	702.60	1,285.06	142,439.38	130,315.03	(12,124.35)
January/February	5,541.60	11,098.90	553.22	5,301.87	(480.27)	1,303.76	18,235.36	17,175.16	550.49	313.98	24,400.40	35,193.67	10,793.27
Annual Reconciliation	81,896.95	32,268.09	(10,101.30)	0.00	0.00	0.00	(3,116.30)	9,368.58	(88.77)	0.00	88,590.58	41,636.67	(26,953.91)
February/March	12,377.97	13,230.27	8,621.44	46,922.54	18,067.54	16,320.95	16,043.40	17,740.81	509.09	469.00	55,619.44	94,683.57	39,064.13
March/April	8,255.51	13,462.51	58,097.17	277,725.43	23,660.26	27,603.69	20,272.62	21,543.57	844.76	756.19	111,130.32	341,091.39	229,961.07
April/May	11,368.87	0.00	314,257.74	0.00	12,793.84	0.00	22,523.09	0.00	564.69	0.00	0.00	0.00	0.00
May/June	6,038.51	0.00	40,566.23	0.00	12,953.51	0.00	23,357.68	0.00	974.21	0.00	0.00	0.00	0.00
June/July	8,304.71	0.00	23,745.25	0.00	4,414.53	0.00	21,745.61	0.00	155.59	0.00	0.00	0.00	0.00
	\$4,162,364.63	\$4,147,138.51	\$481,850.24	\$367,191.82	\$123,431.26	\$92,512.07	\$238,921.95	\$187,727.47	\$6,975.60	\$4,375.73	\$4,509,779.62	\$4,788,945.60	\$279,165.98

	2015-16		Year to date		Percent Collected
	Budget	Actual	Actual	Variance	
Prop Taxes - Current	\$ 4,631,451.00	\$ 4,514,330.33	\$	\$ (117,120.67)	97.5%
Prop Taxes - Prior	190,086.00	82,512.07	\$	\$ (107,573.93)	43.4%
Motor Vehicle Fee	230,000.00	187,727.47	\$	\$ (42,272.53)	81.6%
Total	\$ 5,051,537.00	\$ 4,784,569.87	\$	\$ (266,967.13)	94.7%

Energy Sales & Use Tax Revenue 2015-16

	T e l e c o m						Total Telecom	Other	Total	Compared To Previous Year
	Pacific Corp	Questar	Century Link	Comcast	Wireless					
Jul/Sep	\$208,084.41	\$18,863.06	\$6,108.63	\$1,857.73	\$24,928.30	\$32,894.66	\$4,087.89	\$263,930.02	\$656.96	
Aug/Oct	202,688.97	18,372.72	6,702.08	1,848.12	24,079.64	32,629.84	4,158.87	257,850.40	6,064.81	
Sep/Nov	207,231.17	20,203.55	6,995.16	1,923.25	26,299.97	35,218.38	4,293.89	266,946.99	7,460.27	
Oct/Dec	165,133.44	20,551.58	7,355.40	1,939.27	25,482.06	34,776.73	4,071.57	224,533.32	(14,484.94)	
Nov/Jan	149,295.46	54,811.56	7,375.51	1,987.11	23,203.21	32,565.83	4,610.91	241,283.76	(9,066.87)	
Dec/Feb	153,877.69	112,292.96	7,009.90	62,836.44	26,242.72	96,089.06	4,623.63	366,883.34	6,493.56	
Jan/Mar	157,977.97	156,411.65	7,233.70	1,999.86	24,206.12	33,439.68	5,004.31	352,833.61	16,597.31	
Feb/Apr	149,517.66	125,827.18	7,211.58	2,011.38	24,549.34	33,772.30	4,655.86	313,773.00	23,505.27	
Mar/May	0.00	0.00	0.00	0.00	0.00	0.00	0.00	0.00	0.00	
Apr/June	0.00	0.00	0.00	0.00	0.00	0.00	0.00	0.00	0.00	
May/July	0.00	0.00	0.00	0.00	0.00	0.00	0.00	0.00	0.00	
Jun/Aug	0.00	0.00	0.00	0.00	0.00	0.00	0.00	0.00	0.00	
	\$1,393,806.77	\$527,334.26	\$55,991.96	\$76,403.16	\$198,991.36	\$331,386.48	\$35,506.93	\$2,288,034.44	\$37,226.37	

Comcast Cable \$60,863.79 Dec 2015
 Jun 2016

Budget \$3,400,000.00

Class C - Proposed Projects FY 2017

Maintenance

General Striping	\$30,000.00
Scheduled Crack Seal	\$60,000.00
Scheduled Slurry Seal	\$170,000.00
3900 S Micro-surface	\$60,000.00
700 W Micro-surface	\$220,000.00
	<hr/>
	\$540,000.00

Construction

Wentworth Ave (State to 300 E) Overlay	\$50,000.00
2400 S (300 E to 500 E) Overlay	\$50,000.00
Burton Ave (State to 200 E) Overlay	\$30,000.00
Haven Ave (Main to State)	\$40,000.00
	<hr/>
	\$170,000.00

Report Criteria:

Exclude Funds: 31,32,34,61,80-99,35

Print Fund Titles

Page and Total by Fund

Print Source Titles

Total by Source

Print Department Titles

Total by Department

All Segments Tested for Total Breaks

Account Number	Account Title	2012-13 Pri Year 3 Actual	2013-14 Pri Year 2 Actual	2014-15 Pri Year Actual	04/16 Cur YTD Actual	2015-16 Cur Year Budget	2016-17 Fut Year Budget	2016-17 Fut Year Budget
GENERAL FUND								
TAXES								
10-3110-000	PROPERTY TAXES - CURRENT	4,592,760	4,589,501	4,644,215	4,223,143	4,631,451	4,631,451	
10-3120-000	PROPERTY TAXES - PRIOR	258,301	162,379	123,431	54,908	190,086	178,877	
10-3121-000	PROPERTY TAXES-TORT LIABILITY	.00	.00	.00	.00	.00	.00	
10-3125-000	PROPERTY TAXES-JUDGEMENT LEV	.00	.00	.00	.00	.00	.00	
10-3130-000	SALES TAXES	9,340,753	9,414,656	9,430,639	4,743,494	9,700,000	9,350,000	
10-3135-000	SALES TAXES-CITY OPTION	926,310	921,000	1,221,000	1,232,393	1,239,000	1,738,000	
10-3140-000	ENERGY SALES/USE TAXES	3,231,935	3,296,360	3,251,712	2,469,028	3,400,000	3,400,000	
10-3144-000	TRANSIENT ROOM TAX	29,674	32,243	34,620	22,648	28,000	28,000	
10-3170-000	MOTOR VEHICLE FEE - PROP TAXES	242,756	237,892	238,915	166,184	230,000	241,000	
	Total TAXES:	18,622,488	18,654,033	18,944,532	12,911,798	19,418,537	19,567,328	
LICENSES AND PERMITS								
10-3210-000	BUSINESS LICENSES	553,916	560,067	715,573	658,208	695,000	700,000	
10-3210-100	BUSINESS LICENSES-WORK CARDS	53,339	47,946	45,542	12,380	59,000	32,000	
10-3210-200	BUSINESS LICENSE-NEW	43,234	47,518	29,365	47,915	53,000	53,000	
10-3210-300	APARTMENT LICENSE FEES	107,783	163,885	217,915	199,920	225,000	240,000	
10-3221-000	BUILDING PERMITS	169,249	242,021	287,754	479,668	280,000	550,000	
10-3223-000	BUILDING SECURING FEE	2,700	1,050	2,100	350	2,000	2,000	
10-3225-000	DOG LICENSES	5,644	5,178	4,859	3,973	5,000	5,000	
10-3226-000	SSL ANIMAL CONTROL FEES	9,713	7,980	8,772	7,165	11,000	11,000	
10-3227-000	MISC ANIMAL CONTROL REVENUE	.00	.00	.00	.00	.00	.00	
	Total LICENSES AND PERMITS:	945,578	1,075,646	1,311,879	1,409,578	1,330,000	1,593,000	
INTERGOVERNMENTAL REVENUE								
10-3312-000	FEDERAL TITLE II GRANT	32,858	29,156	8,161	.00	.00	.00	
10-3313-000	FEDERAL LAW ENFORCE REVENUE	8,973	.00	.00	.00	.00	.00	
10-3314-000	FEDERAL GREAT GRANT	.00	.00	.00	.00	.00	.00	
10-3315-000	FEDERAL POLICE GRANT	68,390	.00	.00	.00	.00	.00	
10-3316-000	STATE BOXING/AFTERSCHOOL GRNT	.00	.00	.00	.00	.00	.00	
10-3316-001	JAG - ARRA GRANT GANG PREVENT.	.00	.00	.00	.00	.00	.00	
10-3320-000	VICTIM ASSISTANCE GRANT	94,899	80,278	90,209	.00	80,000	207,000	
10-3340-000	MISC STATE GRANTS	7,500	.00	7,845	.00	8,500	8,500	
10-3342-000	UTAH STATE ASSET FORFEIT GRANT	.00	.00	.00	.00	2,500	2,500	
10-3343-000	STATE EMT GRANT	7,100	7,500	.00	.00	.00	.00	
10-3356-000	CLASS "C" ROAD FUND REVENUE	178,384	455,078	688,843	632,326	1,450,000	815,000	
10-3357-000	CLASS "C" ROAD FUND INT EARNIN	11,485	11,855	13,875	14,033	10,000	20,000	
10-3358-000	STATE LIQUOR FUND ALLOTMENT	80,540	81,286	86,190	69,666	81,000	70,000	
10-3370-000	SALT LAKE COUNTY GRANT	22,350	.00	.00	.00	64,700	.00	
10-3370-001	SL CNTY K-6 AFTERSCHOOL GRANT	39,000	38,864	46,361	28,589	43,730	44,000	
10-3370-050	SL COUNTY BEHAVIORAL HEALTH	.00	.00	.00	26,248	45,000	45,000	
10-3372-000	GRANITE SCHOOL DISTRICT COP	6,000	6,000	6,000	.00	6,000	6,000	

Account Number	Account Title	2012-13 Pri Year 3 Actual	2013-14 Pri Year 2 Actual	2014-15 Pri Year Actual	04/16 Cur YTD Actual	2015-16 Cur Year Budget	2016-17 Fut Year Budget	2016-17 Fut Year Budget
10-3373-001	DWS CCDF ELEMENTARY- PAL	.00	59,750	54,798	31,567	55,248	55,248	
10-3373-002	DWS CCDF ELEMENTARY- SCOTT SC	.00	37,722	42,025	19,369	38,858	38,858	
10-3373-003	DWS CCDF ELEMENTARY- LINCOLN	.00	.00	19,155	.00	466	466	
10-3373-004	DWS CCDF ELEMENTARY- HNM	.00	.00	29,038	7,645	14,384	14,384	
10-3373-005	DWS CCDF ELEM- MEADOWBROOK	.00	.00	53,726	21,947	47,626	47,626	
10-3373-006	DWS CCDF ELEMENTARY- ROOSEVE	.00	.00	14,003	4,398	10,890	10,890	
10-3373-007	DWS CCDF ELEMENTARY- WW	.00	.00	.00	15,382	48,528	48,528	
10-3374-001	DWS HIGH SCHOOL- SCOTT SCHOOL	.00	39,203	40,685	15,496	40,000	40,000	
10-3375-001	DWS STEMLINK - HISTORIC SCHOOL	.00	.00	1,742	3,750	13,096	13,096	
10-3375-002	DWS STEMLINK - PAL	.00	.00	3,429	1,561	13,096	13,096	
10-3375-003	DWS STEMLINK - HNM	.00	.00	5,238	7,150	13,096	13,096	
10-3375-004	DWS STEMLINK - UT INTER SCHOOL	.00	.00	3,862	1,772	10,063	10,063	
10-3375-005	DWS STEMLINK - GRANITE PARK JH	.00	.00	17,257	7,270	30,000	30,000	
10-3375-006	DWS STEMLINK - SOUTHWEST CENT	.00	.00	20,534	8,488	36,424	36,424	
10-3375-007	DWS STEMLINK - EQUIPMENT GRANT	.00	.00	44,749	.00	.00	.00	
10-3376-001	DWS QUALITY IMPROVEMENT- HNM	.00	.00	.00	37,923	147,500	147,500	
10-3376-002	DWS QUALITY IMPROVEMENT- MWB	.00	.00	.00	27,765	74,250	74,250	
10-3376-003	DWS QUALITY IMPROVEMENT- UICS	.00	.00	.00	24,745	88,100	88,100	
10-3376-004	DWS QUALITY IMPROVEMENT- LINC	.00	.00	.00	42,466	143,218	143,218	
10-3376-005	DWS QUALITY IMPROVEMENT- GPJH	.00	.00	.00	28,028	147,500	147,500	
10-3376-006	DWS QUALITY IMPROVEMENT- RSVL	.00	.00	.00	43,344	142,501	142,501	
10-3377-000	DWS ASPIRE	.00	.00	.00	.00	.00	.00	
10-3377-001	DWS ASPIRE - HNM	30,215	30,764	30,706	.00	31,000	.00	
10-3377-002	DWS ASPIRE - ROOSEVELT	26,955	30,494	30,764	.00	31,000	.00	
10-3377-003	DWS ASPIRE - WILSON	30,458	30,957	30,732	.00	31,000	.00	
10-3378-000	BYRNE JAG AFTERSCHOOL GRANT	82,271	.00	.00	.00	.00	.00	
10-3379-000	JAG ARRA-AFTERSCHOOL GRANT	.00	.00	.00	.00	.00	.00	
10-3379-001	JAG UT CCJJ DELINQ PREVENT PAL	.00	41,700	35,285	31,774	44,000	44,000	
10-3380-000	PRIVATE GRANTS	6,541	1,200	17,051	.00	19,000	19,000	
10-3380-001	UNITED WAY GRANT	239,000	270,253	299,464	234,695	273,133	268,193	
10-3380-010	PRIVATE GRANTS - HONDA	.00	.00	.00	.00	.00	.00	
10-3381-000	PRIVATE POLICE GRANTS	.00	10,500	2,000	.00	.00	.00	
10-3382-000	FEDERAL GRANT - NAMI	.00	3,323	13,391	.00	17,223	17,223	
10-3382-001	PAL MENTORING/BOXING GRANT	14,067	.00	.00	.00	.00	.00	
10-3383-000	AFTER SCHOOL PROGRAM GRANT	.00	.00	.00	.00	.00	.00	
10-3383-001	YOUTH CONNECTIONS-WILSON	.00	.00	.00	.00	.00	.00	
10-3383-002	YOUTH CONNECTIONS-LINCOLN	.00	.00	.00	.00	.00	.00	
10-3383-003	SAFE PASSAGE-HSER NER MOO	29,476	34,198	34,128	6,639	35,000	.00	
10-3383-006	SAFE PASSAGE-BOXING CENTER	29,392	34,454	34,891	9,608	35,000	.00	
10-3383-010	SAFE PASSAGE-GRANITE PARK	28,400	.00	.00	.00	30,000	.00	
10-3384-000	SSBG-GRANITE PARK	.00	28,983	30,001	.00	.00	.00	
10-3384-001	US DEPT OF ED-VILLA FRANCHE	29,781	8,033	.00	.00	.00	.00	
10-3384-003	AMERICORPS GRANT	.00	.00	14,712	7,266	.00	.00	
10-3385-000	21ST CENTURY GRANT	.00	50,645	.00	.00	.00	.00	
10-3385-001	21ST CENTURY GRANT-AF#1100047	28,651	.00	.00	.00	.00	.00	
10-3385-002	21ST CENTURY GRANT- AF#110026	199,273	324,862	.00	.00	.00	.00	
10-3385-003	21ST CNTRY MINI GRANT 2015-16	6,180	7,765	.00	.00	8,790	.00	
10-3385-004	21ST CENTURY GRANT 2014-15 AF#	.00	.00	566,820	.00	569,813	568,729	
10-3385-005	21ST CENTURY MINI GRNT 2014-15	.00	.00	.00	.00	.00	.00	
10-3385-006	21ST CENTURY GRANT ROLLOVER	.00	.00	.00	.00	74,776	.00	
10-3386-000	SPORTS REVENUES	480	.00	.00	.00	.00	.00	
10-3386-001	CHILDREN'S SPORTS REVENUE	10,046	9,290	9,785	7,110	15,000	16,000	
10-3386-002	ADULT SPORTS REVENUE	.00	470	65	41	1,000	1,000	
10-3386-003	AFTER SCHOOL PROGRAM REVENU	677	85	.00	.00	.00	.00	
10-3386-100	CHILDREN ATHLETIC REV-NON-CITY	770	505	920	325	1,000	1,000	

Account Number	Account Title	2012-13 Pri Year 3 Actual	2013-14 Pri Year 2 Actual	2014-15 Pri Year Actual	04/16 Cur YTD Actual	2015-16 Cur Year Budget	2016-17 Fut Year Budget	2016-17 Fut Year Budget
Total INTERGOVERNMENTAL REVENUE:		1,350,112	1,765,175	2,448,442	1,418,383	4,123,009	3,267,989	
CHARGES FOR SERVICES								
10-3414-000	PLANNING FEES	69,319	103,152	132,805	169,273	140,000	170,000	
10-3414-100	PLANNING APPLICATION FEES	15,820	20,724	26,850	33,208	25,000	35,000	
10-3424-000	FIRE INSPECTION FEES	30,782	34,762	28,133	29,672	32,000	32,000	
10-3434-000	GARBAGE FEES	309,218	311,790	810-	130-	.00	.00	
10-3434-001	GARBAGE FEES - RENTALS	67,002	81,686	46,288	.00	.00	.00	
10-3436-000	MISC POLICE FEES	1,575	1,775	1,575	1,300	2,000	2,000	
10-3438-000	LEGAL PRODUCTION FEES	6,285	5,685	940	669	1,000	1,000	
10-3442-000	ADMINISTRATIVE/CIVIL FEES	12,060	3,725	5,530	8,785	10,000	10,000	
10-3450-000	ANIMAL CONTROL CONTRACT	.00	.00	.00	.00	.00	.00	
10-3460-000	ABATEMENT REVENUE	1,956	13,539	24,971	4,833	24,000	20,000	
Total CHARGES FOR SERVICES:		514,016	576,837	266,281	247,610	234,000	270,000	
FINES AND FORFEITURES								
10-3511-000	FINES AND FORFEITURES	1,217,031	1,079,551	970,176	783,970	1,100,000	1,100,000	
10-3511-005	FINES & FORFEIT TRAFFIC SCHOOL	5,350	2,875	2,750	2,800	.00	.00	
10-3522-000	POLICE EVIDENCE REVENUE	51	.00	19,634	.00	20,000	10,000	
10-3523-000	NARCOTICS SEIZURE REVENUE	.00	.00	.00	.00	.00	.00	
Total FINES AND FORFEITURES:		1,222,432	1,082,426	992,561	786,770	1,120,000	1,110,000	
MISCELLANEOUS REVENUE								
10-3610-000	INTEREST EARNINGS	42,005	16,302	13,631	10,361	30,000	20,000	
10-3610-200	RENTAL INCOME-CHAMBER OF COM	.00	6,280	.00	.00	.00	.00	
10-3615-000	COLLECTIONS REVENUE	5,385	12,397	4,294	1,100	10,000	10,000	
10-3620-000	RENTAL INCOME	16,230	17,728	33,630	9,547	30,000	30,000	
10-3620-100	RENTAL INCOME - CITY HALL	313,852	240,819	263,923	148,407	250,000	250,000	
10-3620-120	RENTAL INCOME-CHAMBER OF COM	.00	.00	9,420	7,030	7,000	7,000	
10-3620-200	RENTAL INCOME - PAL	4,040	2,420	.00	1,690	.00	.00	
10-3620-300	RENTAL INCOME-COLUMBUS	151,292	112,297	50,891	46,511	80,000	60,000	
10-3620-400	RENTAL INCOME - SCOTT SCHOOL	18,384	364	.00	.00	6,000	6,000	
10-3620-500	RENTAL INCOME - CREEKSIDE BLDG	26,291	9,000	12,000	11,000	12,000	12,000	
10-3622-000	COMMUNITY EVENTS REVENUE	8,952	6,770	8,788	5,135	9,000	9,000	
10-3622-100	ARTS COUNCIL REVENUE	13,382	12,348	11,775	16,483	32,800	28,000	
10-3640-000	SALE OF FIXED ASSETS	335	4,551	1,789	.00	1,000	1,000	
10-3690-000	SUNDRY REVENUE	14,167	17,250	34,560	21,820	31,000	31,000	
Total MISCELLANEOUS REVENUE:		614,314	458,525	444,702	279,084	498,800	464,000	
TRANS/APPROPRIATN-FUND BALANCE								
10-3890-000	APPROPRIATION FRM FUND BALANC	.00	.00	.00	.00	637,238	250,000	
Total TRANS/APPROPRIATN-FUND BALANCE:		.00	.00	.00	.00	637,238	250,000	
ADMINISTRATIVE								
10-41-110-00	PERMANENT SALARIES	881,484	837,937	872,139	660,062	875,000	825,000	
10-41-120-00	PART-TIME SALARIES	20,823	711	2,107	14,695	22,450	21,000	
10-41-140-00	OVERTIME	149	.00	.00	2,092	1,000	1,000	
10-41-150-00	EMPLOYEE BENEFITS	438,255	411,901	380,396	284,946	410,000	400,000	
10-41-165-00	EMPLOYEE MEDICAL TESTING EXP.	1,532	1,662	844	1,120	1,000	1,000	
10-41-185-00	EMPLOYEE INCENTIVES	18,709	23,250	15,644	20,755	22,000	23,000	
10-41-185-01	EMPLOYEE INCENTIVES-MAYOR	3,311	3,021	4,244	2,886	3,000	1,500	

Account Number	Account Title	2012-13 Pri Year 3 Actual	2013-14 Pri Year 2 Actual	2014-15 Pri Year Actual	04/16 Cur YTD Actual	2015-16 Cur Year Budget	2016-17 Fut Year Budget	2016-17 Fut Year Budget
10-41-190-00	SERVICE AWARDS	950	4,188	950	875	1,000	1,000	
10-41-210-00	SUBSCRIPTIONS AND MEMBERSHIPS	15,791	11,753	18,507	8,856	19,000	19,000	
10-41-220-00	ORDINANCES AND PUBLIC NOTICES	5,223	4,269	4,726	4,865	10,000	10,000	
10-41-233-00	TRAINING	7,162	8,615	10,322	3,578	9,000	9,000	
10-41-235-00	TUITION REIMBURSEMENT	7,398	16,504	19,468	19,706	16,000	16,000	
10-41-237-00	CONVENTIONS AND CONFERENCES	4,326	5,156	5,866	2,987	5,000	6,000	
10-41-237-01	CONVENTIONS & CONFERENCE-MAY	4,910	5,149	5,121	2,987	5,000	2,500	
10-41-247-00	OFFICE/OPERATING SUPPLIES	22,564	21,615	26,737	19,784	20,000	25,000	
10-41-247-01	ECON DEVELOP - PROMOTIONAL	4,952	2,703	2,119	1,776	2,000	2,000	
10-41-247-02	SUPPLIES-MAYOR	3,041	3,499	5,804	3,600	3,000	3,000	
10-41-250-00	EQUIPMENT MAINTENANCE	4,512	1,949	2,765	1,209	5,000	5,000	
10-41-250-01	FUEL EXPENSE	3,708	4,044	2,103	1,685	3,000	2,500	
10-41-276-00	STATE ACCESS FEES	16,258	19,339	14,210	16,345	24,000	24,000	
10-41-277-00	TELEPHONE EXPENSE	10,330	10,361	9,329	7,190	7,000	7,000	
10-41-310-00	PROFESSIONAL SERVICES	114,637	119,541	138,683	119,640	150,000	150,000	
10-41-323-00	SOFTWARE MAINTENANCE CONTRA	165,978	181,690	186,905	181,171	209,000	258,000	
10-41-324-00	NETWORK ADMINISTRATION	56,643	47,427	47,521	27,809	50,000	45,000	
10-41-325-00	ELECTION EXPENSE	.00	19,861	.00	21,271	25,000	.00	
10-41-375-00	CREDIT PMT/COLLECTION FEES	7,242	7,428	7,783	5,550	11,000	11,000	
10-41-530-00	INSURANCE AND BONDS	27,000	31,000	33,000	29,167	35,000	37,000	
10-41-550-00	RENTAL EXPENSE	.00	.00	.00	.00	.00	.00	
10-41-600-00	SUNDRY EXPENSE	3,473	4,467	3,745	2,522	3,500	4,500	
10-41-600-01	SUNDRY EXPENSE-MAYOR	2,084	2,944	3,870	2,461	2,000	1,000	
10-41-797-00	EQUIPMNT/FURNITURE ACQUISITION	2,345	2,317	3,918	1,100	3,000	3,000	
Total ADMINISTRATIVE:		1,854,789	1,814,300	1,828,825	1,472,691	1,951,950	1,914,000	
CITY COUNCIL								
10-43-110-00	PERMANENT SALARIES	99,228	99,259	100,401	84,074	102,000	103,000	
10-43-150-00	EMPLOYEE BENEFITS	68,426	64,766	61,496	39,444	69,000	53,000	
10-43-190-00	SERVICE AWARDS	.00	.00	.00	.00	.00	.00	
10-43-210-00	SUBSCRIPTIONS AND MEMBERSHIPS	213	18,035	15,376	41,743	16,000	16,000	
10-43-233-00	TRAINING	125	2,969	5,041	460	1,000	1,000	
10-43-237-00	CONVENTIONS AND CONFERENCES	6,618	787	181-	3,904	3,000	3,000	
10-43-247-00	OFFICE/OPERATING SUPPLIES	1	163	132	220	1,200	1,200	
10-43-277-00	TELEPHONE EXPENSE	.00	.00	.00	.00	.00	.00	
10-43-310-00	PROFESSIONAL SERVICES	12,432	.00	4,665	5,855	10,000	10,000	
10-43-530-00	INSURANCE AND BONDS	13,992	16,000	17,004	15,833	19,000	20,000	
10-43-600-00	SUNDRY EXPENSE	510	959	411	700	900	900	
10-43-797-00	FURNITURE AND EQUIPMENT	.00	.00	.00	.00	.00	.00	
Total CITY COUNCIL:		201,545	202,937	204,345	192,233	222,100	208,100	
MUNICIPAL COURT								
10-45-110-00	PERMANENT SALARIES	367,202	356,642	350,001	280,937	342,000	355,000	
10-45-115-00	LIQUOR LAW ENFORCEMENT	.00	.00	.00	.00	.00	.00	
10-45-120-00	PART-TIME SALARIES	6,298	6,296	6,146	5,294	6,000	6,000	
10-45-140-00	OVERTIME	.00	57	311	232	1,800	1,800	
10-45-140-01	OVERTIME-WARRANT ENFORCEMEN	.00	.00	.00	.00	.00	.00	
10-45-150-00	EMPLOYEE BENEFITS	198,170	183,144	176,970	129,118	175,000	176,000	
10-45-150-01	BENEFITS-WARRANT ENFORCEMENT	.00	.00	.00	.00	.00	.00	
10-45-190-00	SERVICE AWARDS	400	400	400	375	750	750	
10-45-210-00	SUBSCRIPTIONS AND MEMBERSHIPS	2,175	1,786	1,414	102	1,300	1,300	
10-45-233-00	TRAINING	.00	.00	.00	423	2,000	2,000	
10-45-237-00	CONVENTIONS AND CONFERENCES	2,020	2,543	1,477	999	3,000	3,000	
10-45-247-00	OFFICE/OPERATING SUPPLIES	14,424	14,389	10,236	9,166	22,000	22,000	

Account Number	Account Title	2012-13 Pri Year 3 Actual	2013-14 Pri Year 2 Actual	2014-15 Pri Year Actual	04/16 Cur YTD Actual	2015-16 Cur Year Budget	2016-17 Fut Year Budget	2016-17 Fut Year Budget
10-45-250-00	EQUIPMENT MAINTENANCE	5,302	5,492	4,474	1,566	6,000	6,000	
10-45-250-01	FUEL EXPENSE	.00	.00	.00	.00	.00	.00	
10-45-277-00	TELEPHONE EXPENSE	1,616	1,135	1,231	1,225	3,000	3,000	
10-45-310-00	PROFESSIONAL SERVICES	79,148	63,402	78,348	56,586	114,000	114,000	
10-45-313-00	LEGAL FEES	.00	.00	.00	.00	.00	.00	
10-45-327-00	JURORS AND WITNESS FEES	5,754	3,626	3,986	3,053	8,000	8,000	
10-45-375-00	CREDIT PMT/COLLECTION FEES	16,801	17,962	16,114	11,954	18,000	18,000	
10-45-530-00	INSURANCE AND BONDS	17,496	19,996	20,996	19,167	23,000	25,000	
10-45-600-00	SUNDRY EXPENSE	911	466	718	328	1,300	1,300	
10-45-797-00	EQUIPMNT/FURNITURE ACQUISITION	5,381	271	2,731	2,618	8,800	8,800	
Total MUNICIPAL COURT:		723,097	677,607	675,552	523,142	735,950	751,950	
CITY ATTORNEY								
10-47-110-00	PERMANENT SALARIES	307,334	319,398	222,449	200,866	232,000	234,000	
10-47-115-00	ALCOHOL PROSECUTION - SALARIES	12,081	11,340	.00	38	.00	.00	
10-47-120-00	PART-TIME SALARIES	11,291	10,634	.00	.00	.00	.00	
10-47-140-00	OVERTIME	.00	.00	.00	.00	.00	.00	
10-47-150-00	EMPLOYEE BENEFITS	147,327	158,129	104,002	79,447	106,000	105,000	
10-47-190-00	SERVICE AWARDS	300	400	150	150	600	600	
10-47-210-00	SUBSCRIPTIONS AND MEMBERSHIPS	4,364	2,882	3,450	1,281	3,500	3,500	
10-47-211-00	LAW LIBRARY	13,266	10,963	11,754	8,111	11,500	11,500	
10-47-233-00	TRAINING	5,767	5,815	4,392	10,495	11,000	11,000	
10-47-237-00	CONVENTIONS AND CONFERENCES	.00	.00	85-	.00	.00	.00	
10-47-247-00	OFFICE/OPERATING SUPPLIES	5,077	4,979	3,964	3,159	4,400	4,400	
10-47-250-00	EQUIPMENT MAINTENANCE	432	244	2,082	.00	2,500	2,500	
10-47-277-00	TELEPHONE EXPENSE	2,830	2,605	2,510	1,940	2,800	2,800	
10-47-310-00	PROFESSIONAL SERVICES	17,366	6,251	35,605	2,678	28,000	28,000	
10-47-313-00	LEGAL FEES	.00	3,328	.00	.00	.00	.00	
10-47-313-01	INDIGENT DEFENSE	42,511	35,128	35,344	16,239	48,500	48,500	
10-47-313-02	OUTSIDE LEGAL FEES	77,109	122,971	64,156	27,896	50,000	50,000	
10-47-313-03	PROSECUTION CONTRACT SERVICE	.00	.00	189,315	171,048	190,000	190,000	
10-47-530-00	INSURANCE AND BONDS	9,996	11,500	12,534	11,250	13,500	15,000	
10-47-600-00	SUNDRY EXPENSE	1,470	1,681	1,387	1,797	2,000	2,000	
10-47-797-00	EQUIPMNT/FURNITURE ACQUISITION	120	665	168	220	1,000	1,000	
Total CITY ATTORNEY:		658,643	708,911	693,177	536,616	707,300	709,800	
CITY HALL BUILDING								
10-49-120-00	PART-TIME SALARIES	.00	.00	.00	.00	.00	.00	
10-49-150-00	EMPLOYEE BENEFITS	.00	.00	.00	.00	.00	.00	
10-49-241-00	CUSTODIAL SUPPLIES	.00	.00	.00	.00	.00	.00	
10-49-241-01	CUSTODIAL SUPPLIES-CITY	.00	.00	.00	.00	.00	.00	
10-49-241-02	CUSTODIAL SUPPLIES-BLDG	8,606	9,733	8,757	5,771	12,000	12,000	
10-49-250-00	EQUIPMENT/BUILDING MAINTENANC	.00	.00	.00	.00	.00	.00	
10-49-250-01	EQUIPMENT/BLDG MAINT - CITY	11,734	12,013	10,376	9,596	19,000	19,000	
10-49-250-02	MAINT & REPAIRS-JANITORIAL	42,215	41,700	41,967	24,255	41,000	41,000	
10-49-250-03	MAINT & REPAIRS-ELECTRICAL	805	2,029	5,826	959	3,000	3,000	
10-49-250-04	MAINT & REPAIRS-HVAC	28,272	29,888	47,059	16,782	43,000	43,000	
10-49-250-05	MAINT & REPAIRS-PLUMBING	10,700	7,918	4,926	2,792	5,000	5,000	
10-49-250-06	MAINT & REPAIRS-ELEVATOR	8,893	9,171	9,695	5,209	8,000	8,000	
10-49-250-07	MAINT & REPAIRS-BLDG & GROUNDS	33,514	28,277	17,567	13,932	25,000	25,000	
10-49-260-00	BLDGS & GRNDS SUPPLIES & MAINT	.00	.00	.00	.00	.00	.00	
10-49-270-00	UTILITIES	.00	.00	.00	.00	.00	.00	
10-49-270-01	UTILITIES-CITY	.00	.00	.00	.00	.00	.00	
10-49-270-02	UTILITIES-BLDG	101,490	113,980	97,704	64,963	101,000	101,000	

Account Number	Account Title	2012-13 Pri Year 3 Actual	2013-14 Pri Year 2 Actual	2014-15 Pri Year Actual	04/16 Cur YTD Actual	2015-16 Cur Year Budget	2016-17 Fut Year Budget	2016-17 Fut Year Budget
10-49-277-00	TELEPHONE EXPENSE	34,880	23,997	19,806	12,106	28,000	28,000	
10-49-315-00	OUTSIDE CONTRACT	.00	.00	1,950	.00	.00	.00	
10-49-315-01	OUTSIDE CONTRACT-CITY	.00	.00	.00	.00	.00	.00	
10-49-315-02	OUTSIDE CONTRACT-BLDG	23,620	23,484	21,587	13,933	29,000	29,000	
10-49-317-00	LEASE COMMISSIONS	.00	.00	2,520	.00	.00	.00	
10-49-530-00	INSURANCE AND BONDS	.00	.00	.00	.00	.00	.00	
10-49-530-01	INSURANCE AND BONDS	.00	.00	.00	.00	.00	.00	
10-49-530-02	INSURANCE AND BONDS	19,992	19,992	24,992	22,500	27,000	29,000	
10-49-535-00	PROPERTY TAXES	30,483	31,150	29,992	29,467	31,000	31,000	
10-49-590-00	TENANT IMPROVEMENTS	2,113	20,006	855	.00	2,000	2,000	
10-49-600-00	SUNDRY EXPENSE	.00	.00	.00	.00	.00	.00	
10-49-600-02	SUNDRY EXPENSE	.00	.00	.00	.00	.00	.00	
10-49-650-00	EMERGENCY CONTINGENCY	.00	.00	.00	.00	.00	.00	
10-49-797-00	EQUIPMNT/FURNITURE AQUISITION	3,301	.00	10,676	.00	10,000	10,000	
10-49-797-01	FURNITURE & EQUIPMENT-CITY	.00	.00	.00	.00	.00	.00	
10-49-797-02	FURNITURE & EQUIPMENT-BLDG	.00	.00	.00	.00	.00	.00	
10-49-797-03	ROOF REPLACEMENT-CITY HALL	.00	.00	.00	.00	.00	.00	
Total CITY HALL BUILDING:		360,620	373,337	356,252	222,263	384,000	386,000	
COLUMBUS CIVIC CENTER								
10-50-110-00	PERMANENT SALARIES	73,775	70,648	75,010	69,176	75,000	80,000	
10-50-120-00	PART-TIME SALARIES	56,213	61,462	44,787	24,566	26,000	34,000	
10-50-140-00	OVERTIME	.00	.00	.00	720	4,000	3,000	
10-50-150-00	EMPLOYEE BENEFITS	42,053	37,407	45,730	36,210	45,000	48,000	
10-50-157-00	UNIFORM ALLOWANCE	.00	.00	.00	940	2,200	2,200	
10-50-190-00	SERVICE AWARDS	300	300	300	150	300	300	
10-50-233-00	TRAINING	.00	.00	.00	638	3,000	2,000	
10-50-241-00	CUSTODIAL SUPPLIES	23,745	17,018	25,267	16,322	30,000	29,000	
10-50-250-00	EQUIPMENT/BLDG MAINTENANCE	46,932	45,180	42,944	23,716	49,000	47,000	
10-50-250-01	FUEL EXPENSE	.00	.00	.00	195	1,500	1,500	
10-50-270-00	UTILITIES	58,641	58,103	56,001	54,392	60,000	60,000	
10-50-277-00	TELEPHONE EXPENSE	2,642	2,423	2,422	824	1,100	1,100	
10-50-315-00	OUTSIDE SERVICES	.00	.00	.00	.00	.00	.00	
10-50-430-00	COMMUNITY EVENTS	.00	.00	.00	.00	.00	.00	
10-50-530-00	INSURANCE & TAXES	12,000	14,000	15,000	13,333	16,000	18,000	
10-50-600-00	SUNDRY EXPENSE	234	124	30	40	500	500	
10-50-650-00	SCOTT SCHOOL EXPENSES	2,432	2,826	2,140	962	.00	.00	
10-50-650-05	SCOTT SCHOOL-UTILITIES	23,251	30,207	19,838	21,988	28,000	28,000	
10-50-650-10	SCOTT SCHOOL-MAINTENANCE	11,097	10,097	18,598	16,919	22,000	22,000	
10-50-650-15	SCOTT SCHOOL-EQUIP/SUPPLIES	4,571	6,436	6,938	3,441	6,000	6,000	
10-50-655-00	PAL CENTER EXPENSES	.00	.00	284	52	.00	.00	
10-50-655-05	PAL CENTER-UTILITIES	24,390	20,724	29,402	22,420	20,000	20,000	
10-50-655-10	PAL CENTER-MAINTENANCE	9,725	9,734	9,184	6,811	10,000	10,000	
10-50-655-15	PAL CENTER-EQUIP/SUPPLIES	3,045	4,756	4,854	1,203	5,000	5,000	
10-50-657-00	CREEKSIDE BLDG EXPENDITURES	.00	.00	.00	.00	10,000	10,000	
10-50-797-00	EQUIPMNT/FURNITURE ACQUISITION	6,900	12,472	6,936	3,775	10,500	10,500	
Total COLUMBUS CIVIC CENTER:		401,945	403,917	405,665	317,354	425,100	438,100	
POLICE DEPARTMENT								
10-51-110-00	PERMANENT SALARIES	3,863,710	3,713,226	3,675,151	3,105,435	3,795,000	3,815,000	
10-51-115-00	LIQUOR LAW ENFORCEMENT	68,458	69,946	61,682	58,315	70,000	70,000	
10-51-120-00	PART-TIME SALARIES	60,985	10,058	10,624	10,475	17,000	17,000	
10-51-130-00	CROSSING GUARDS	34,784	82,026	78,356	72,001	81,000	84,000	
10-51-140-00	OVERTIME	124,000	137,104	154,052	133,432	148,000	148,000	

Account Number	Account Title	2012-13 Pri Year 3 Actual	2013-14 Pri Year 2 Actual	2014-15 Pri Year Actual	04/16 Cur YTD Actual	2015-16 Cur Year Budget	2016-17 Fut Year Budget	2016-17 Fut Year Budget
10-51-140-01	OVERTIME-ALCOHOL ENFORCEMEN	250	.00	.00	.00	.00	.00	
10-51-150-00	EMPLOYEE BENEFITS	2,429,409	2,330,000	2,316,204	1,896,999	2,464,000	2,446,000	
10-51-150-01	BENEFITS-WARRANT ENFORCEMENT	.00	.00	.00	.00	.00	.00	
10-51-157-00	UNIFORM ALLOWANCE	70,006	65,016	52,480	56,198	80,000	80,000	
10-51-165-00	EMPLOYEE MEDICAL TESTING EXP.	3,924	5,937	10,807	6,737	17,000	17,000	
10-51-190-00	SERVICE AWARDS	5,317	4,990	5,034	5,071	6,500	6,500	
10-51-210-00	SUBSCRIPTIONS AND MEMBERSHIPS	12,862	17,060	12,251	15,365	13,000	13,000	
10-51-233-00	TRAINING	18,668	25,445	29,804	19,745	34,000	34,000	
10-51-233-01	SPECIAL TRAINING	416	214	222	700	.00	.00	
10-51-233-02	TRAINING/OTHER - VICTIM ASSIST	.00	.00	.00	.00	.00	5,000	
10-51-237-00	CONVENTIONS AND CONFERENCES	.00	.00	639	.00	.00	.00	
10-51-240-00	OFFICE/OPERATING SUPPLIES	28,753	36,308	40,549	31,547	42,000	42,000	
10-51-240-01	SUPPLIES - AMMUNITION	23,447	22,568	22,741	21,134	26,000	26,000	
10-51-240-02	SUPPLIES - TASER	.00	.00	.00	9,620	9,000	10,000	
10-51-250-00	EQUIPMENT MAINTENANCE	44,737	40,638	52,680	33,376	38,000	38,000	
10-51-250-01	FUEL EXPENSES	162,473	150,361	107,852	76,205	136,000	110,000	
10-51-250-02	FUEL OFFSET FEE	10,825	10,650	8,950	11,275	12,000	12,000	
10-51-261-00	POLICE STATION EXPENSE	90,187	94,131	93,430	71,957	91,000	91,000	
10-51-267-00	GREAT GRANT EXPENSE	.00	.00	.00	.00	.00	.00	
10-51-267-07	2007 GREAT GRANT	.00	.00	.00	.00	.00	.00	
10-51-267-08	2008 GREAT GRANT EXPENSE	.00	.00	.00	.00	.00	.00	
10-51-268-00	DARE/PAL EXPENSES	5,174	6,043	8,076	2,553	8,000	8,000	
10-51-274-00	POWER & SEMAPHORE MAINTENANC	36,093	35,019	28,745	16,797	39,000	39,000	
10-51-275-00	WIRELESS TELEPHONES	.00	.00	7,556	.00	.00	.00	
10-51-275-01	WIRELESS TELEPHONES	17,067	15,800	16,886	15,084	30,000	30,000	
10-51-275-02	CELLULAR MODEM AIRTIME	32,694	35,751	31,331	24,420	49,000	49,000	
10-51-275-03	RADIO AIRTIME-UCAN	45,685	42,224	42,595	27,775	45,000	45,000	
10-51-277-00	TELEPHONE EXPENSE	1,591	1,729	1,910	1,928	2,500	2,500	
10-51-310-00	PROFESSIONAL SERVICES	17,770	29,402	34,714	35,395	33,000	33,000	
10-51-313-00	LEGAL FEES	.00	.00	.00	.00	.00	.00	
10-51-320-00	SPECIAL INVESTIGATIONS	3,463	5,731	6,000	5,674	6,000	6,000	
10-51-321-00	METH ABATEMENT/MITIGATION	.00	.00	.00	.00	4,000	4,000	
10-51-322-00	SPECIAL PROJECTS	.00	.00	.00	.00	.00	.00	
10-51-530-00	INSURANCE AND BONDS	180,996	207,996	208,996	177,500	213,000	218,000	
10-51-550-00	RENTAL OF EQUIPMENT	.00	.00	.00	.00	.00	.00	
10-51-575-02	CELLULAR MODEM AIRTIME	.00	.00	.00	.00	.00	.00	
10-51-600-00	SUNDRY EXPENSE	2,907	3,144	6,733	5,451	6,000	6,000	
10-51-600-01	VICTIM ASSIST - OTHER COSTS	.00	818	336	319	.00	28,503	
10-51-792-00	CANINE CORPS EXPENSES	2,662	14,327	3,516	2,925	4,000	4,000	
10-51-797-00	EQUIPMNT/FURNITURE ACQUISITION	31,941	30,626	38,790	18,713	43,000	43,000	
Total POLICE DEPARTMENT:		7,408,775	7,222,559	7,150,513	5,945,534	7,538,000	7,556,503	
DISPATCHING DEPARTMENT								
10-53-110-00	PERMANENT SALARIES	.00	.00	.00	.00	.00	.00	
10-53-120-00	PART-TIME SALARIES	.00	.00	.00	.00	.00	.00	
10-53-140-00	OVERTIME	.00	.00	.00	.00	.00	.00	
10-53-150-00	EMPLOYEE BENEFITS	.00	.00	.00	.00	.00	.00	
10-53-157-00	UNIFORM ALLOWANCE	.00	.00	.00	.00	.00	.00	
10-53-190-00	SERVICE AWARDS	.00	.00	.00	.00	.00	.00	
10-53-233-00	TRAINING	.00	.00	.00	.00	.00	.00	
10-53-240-00	SUPPLIES	.00	.00	.00	.00	.00	.00	
10-53-250-00	EQUIPMENT - SUPPLIES AND MAINT	.00	.00	.00	.00	.00	.00	
10-53-277-00	TELEPHONE EXPENSE	.00	.00	.00	.00	.00	.00	
10-53-315-00	VECC CONTRACT	.00	.00	.00	.00	.00	.00	
10-53-315-01	VECC CONTRACT-POLICE	316,639	327,910	337,656	355,358	357,000	377,000	

Account Number	Account Title	2012-13 Pri Year 3 Actual	2013-14 Pri Year 2 Actual	2014-15 Pri Year Actual	04/16 Cur YTD Actual	2015-16 Cur Year Budget	2016-17 Fut Year Budget	2016-17 Fut Year Budget
10-53-315-02	VECC CONTRACT-FIRE	100,187	127,137	130,170	125,525	132,000	140,000	
10-53-315-03	VECC CONTRACT-ANIMAL CONTROL	.00	.00	.00	.00	.00	.00	
10-53-315-04	VECC CONTRACT-SERVICE CHANEL	.00	.00	.00	.00	.00	.00	
10-53-530-00	INSURANCE AND BONDS	.00	.00	.00	.00	.00	.00	
10-53-550-00	RENTAL OF EQUIPMENT	.00	.00	.00	.00	.00	.00	
10-53-600-00	SUNDRY EXPENSE	.00	.00	.00	.00	.00	.00	
10-53-797-00	FURNITURE AND EQUIPMENT	.00	.00	.00	.00	.00	.00	
Total DISPATCHING DEPARTMENT:		416,826	455,047	467,826	480,883	489,000	517,000	
URBAN LIVABILITY								
10-55-110-00	PERMANENT SALARIES	337,774	272,511	279,177	257,297	279,000	321,000	
10-55-120-00	PART-TIME SALARIES	20,915	20,819	14,561	8,096	32,000	15,000	
10-55-130-00	CROSSING GUARDS	1,733	.00	.00	.00	.00	.00	
10-55-140-00	OVERTIME	4,279	2,266	1,495	2,938	12,000	5,000	
10-55-150-00	EMPLOYEE BENEFITS	171,441	151,398	157,272	127,595	170,000	195,000	
10-55-157-00	UNIFORM ALLOWANCE	7,378	8,737	7,640	4,736	6,600	6,600	
10-55-190-00	SERVICE AWARDS	550	500	500	450	2,000	2,000	
10-55-233-00	TRAINING	3,692	3,092	3,679	2,278	3,500	3,500	
10-55-240-00	OFFICE/OPERATING SUPPLIES	2,959	4,682	5,914	3,047	4,000	4,000	
10-55-250-00	EQUIPMENT MAINTENANCE	1,555	1,987	5,060	1,454	4,000	4,000	
10-55-250-01	FUEL EXPENSE	18,008	14,126	10,677	6,940	16,000	10,000	
10-55-265-00	ANIMAL SHELTER EXPENSE	16,292	18,476	19,921	18,323	30,000	22,000	
10-55-270-00	UTILITIES	12,329	12,445	9,935	6,055	12,500	12,500	
10-55-277-00	TELEPHONE EXPENSE	7,902	7,169	6,797	6,470	10,400	10,400	
10-55-315-00	OUTSIDE SERVICES	1,413	6,938	6,981	2,981	12,000	12,000	
10-55-320-00	PROPERTY ABATEMENT EXPENSE	17,069	15,176	5,180	2,019	24,000	20,000	
10-55-320-01	GRAFFITI MITIGATION	2,362	2,097	225	55	4,000	2,000	
10-55-330-00	NEIGHBORHOOD LEADERSHIP	.00	.00	.00	2,468	7,000	7,000	
10-55-530-00	INSURANCE AND BONDS	9,996	11,500	11,496	10,417	12,500	14,000	
10-55-600-00	SUNDRY EXPENSE	892	1,166	918	991	1,000	1,000	
10-55-797-00	EQUIPMNT/FURNITURE ACQUISITION	6,180	10,920	9,014	770	9,000	6,000	
Total URBAN LIVABILITY:		641,253	566,004	556,443	465,270	651,500	673,000	
FIRE DEPARTMENT								
10-57-110-00	PERMANENT SALARIES	2,231,573	2,409,129	2,482,512	2,053,656	2,575,000	2,540,000	
10-57-121-00	PART TIME FIREFIGHTERS	403,334	351,438	345,729	220,145	400,000	400,000	
10-57-140-00	OVERTIME	110,776	69,590	128,764	105,805	120,000	120,000	
10-57-140-10	HOMELAND SECURITY OVERTIME	.00	.00	.00	.00	.00	.00	
10-57-150-00	EMPLOYEE BENEFITS	1,093,033	1,171,192	1,157,961	962,838	1,231,000	1,252,000	
10-57-157-00	UNIFORM ALLOWANCE	30,205	23,089	31,226	25,282	32,000	35,000	
10-57-165-00	EMPLOYEE MEDICAL TESTING EXP.	7,946	9,277	14,890	10,476	15,000	15,000	
10-57-190-00	SERVICE AWARDS	6,135	5,293	6,422	4,334	8,500	8,500	
10-57-233-00	TRAINING	4,611	3,615	3,960	2,483	9,000	9,000	
10-57-237-00	CONVENTIONS AND CONFERENCES	1,377	4,564	2,253	3,624	3,000	3,000	
10-57-240-00	OFFICE/OPERATING SUPPLIES	8,341	6,444	8,177	5,244	13,000	13,000	
10-57-250-00	EQUIPMENT MAINTENANCE	66,011	66,023	60,639	56,211	65,500	65,500	
10-57-250-01	FUEL EXPENSE	61,155	59,478	50,233	24,998	50,000	40,000	
10-57-263-00	FIRE STATION EXPENSE	.00	.00	.00	.00	.00	.00	
10-57-263-01	FIRE STATION EXPENSE - #41	31,567	30,055	34,761	30,893	35,000	35,000	
10-57-263-02	FIRE STATION EXPENSE - #42	27,240	28,622	31,946	27,792	27,000	27,000	
10-57-263-03	FIRE STATION EXPENSE - #43	34,837	30,285	32,820	27,452	30,000	30,000	
10-57-275-00	WIRELESS COMMUNICATIONS	.00	.00	.00	.00	.00	.00	
10-57-275-01	WIRELESS TELEPHONE	7,916	9,178	9,978	6,415	14,500	14,500	
10-57-275-02	CELLULAR MODEM AIRTIME	7,202	7,607	4,773	3,601	7,600	7,600	

Account Number	Account Title	2012-13 Pri Year 3 Actual	2013-14 Pri Year 2 Actual	2014-15 Pri Year Actual	04/16 Cur YTD Actual	2015-16 Cur Year Budget	2016-17 Fut Year Budget	2016-17 Fut Year Budget
10-57-275-03	RADIO AIRTIME/UCAN	13,048	11,525	12,588	8,677	9,500	9,500	
10-57-277-00	TELEPHONE EXPENSE	294	317	305	223	1,500	1,500	
10-57-310-00	PROFESSIONAL SERVICES	24,393	21,735	23,550	18,560	11,000	11,000	
10-57-320-00	EMERGENCY MEDICAL SERVICES	2,528	1,380	4,273	4,749	11,400	11,400	
10-57-322-00	FIRE PREVENTION	4,131	5,452	3,594	600	6,500	6,500	
10-57-326-00	FIRE HYDRANT MAINTENANCE	.00	.00	.00	.00	.00	.00	
10-57-330-00	PARAMEDIC EXPENDITURES	125	705	1,500	365	2,000	2,000	
10-57-530-00	INSURANCE AND BONDS	70,992	80,992	83,492	71,250	85,500	89,000	
10-57-600-00	SUNDRY EXPENSE	3,424	4,339	4,299	2,779	5,500	5,500	
10-57-797-00	EQUIPMNT/FURNITURE ACQUISITION	62,578	49,916	45,993	26,608	48,000	48,000	
Total FIRE DEPARTMENT:		4,314,774	4,461,240	4,586,636	3,705,059	4,817,000	4,799,500	
STREETS AND HIGHWAYS								
10-61-110-00	PERMANENT SALARIES	701,829	688,269	624,166	519,990	707,000	714,000	
10-61-120-00	PART-TIME SALARIES	10,494	4,086	13,143	4,906	22,000	22,000	
10-61-140-00	OVERTIME	18,643	10,641	10,045	13,135	20,000	20,000	
10-61-150-00	EMPLOYEE BENEFITS	390,419	374,095	335,417	262,757	376,000	360,000	
10-61-157-00	UNIFORM ALLOWANCE	7,670	4,833	11,038	10,725	12,000	12,000	
10-61-165-00	EMPLOYEE MEDICAL TESTING EXP.	2,209	1,832	2,687	1,278	2,000	2,000	
10-61-190-00	SERVICE AWARDS	2,267	1,840	1,582	1,000	3,000	3,000	
10-61-210-00	SUBSCRIPTIONS AND MEMBERSHIPS	609	488	664	850	1,050	1,050	
10-61-231-00	VEHICLE ALLOWANCES	.00	.00	.00	.00	.00	.00	
10-61-233-00	TRAINING	6,658	7,449	7,814	3,368	8,000	8,000	
10-61-243-00	OFFICE EXPENSE AND SUPPLIES	4,769	6,217	4,452	3,343	4,000	6,000	
10-61-245-00	OPERATING SUPPLIES	23,292	21,622	20,489	14,782	22,000	22,000	
10-61-248-00	STREET SIGNS	6,625	8,727	8,224	7,749	9,000	9,000	
10-61-250-00	EQUIPMENT MAINTENANCE	51,737	45,504	38,932	25,253	49,000	49,000	
10-61-250-01	FUEL EXPENSE	53,542	50,882	44,086	23,187	40,000	30,000	
10-61-259-00	FLEET MAINTENANCE	64	.00	.00	.00	.00	.00	
10-61-259-01	FLEET SUPPLIES & MAINTENANCE	1	.00	.00	.00	.00	.00	
10-61-259-02	FLEET TRAINING	.00	.00	.00	.00	.00	.00	
10-61-259-03	FLEET FACILITIES	.00	.00	.00	.00	.00	.00	
10-61-261-00	FACILITIES MAINTENANCE	11,931	12,477	9,435	13,004	12,000	12,000	
10-61-270-00	UTILITIES	34,543	42,255	34,773	30,309	35,000	35,000	
10-61-275-00	STREET LIGHTING	222,122	213,336	214,428	141,682	205,000	205,000	
10-61-277-00	TELEPHONE EXPENSE	4,259	4,334	4,346	3,501	5,500	5,500	
10-61-315-00	OUTSIDE SERVICES	5,039	4,757	2,546	3,689	7,000	7,000	
10-61-333-00	GRAFFITI REMOVAL	.00	.00	.00	.00	.00	.00	
10-61-410-00	ROAD MATERIALS	45,745	35,820	48,293	.00	.00	.00	
10-61-410-01	ROAD MATERIALS-ROADBASE	36,638	44,332	45,058	.00	.00	.00	
10-61-410-02	ROAD MATERIALS-SALT	23,049	24,438	.00	.00	.00	.00	
10-61-420-00	CLASS "C" ROADS - MAINTENANCE	176,514	274,799	649,353	4,152	535,000	540,000	
10-61-421-00	CLASS "C" EQUIPMENT	.00	.00	.00	203,295	620,000	.00	
10-61-423-00	CLASS "C" - MATERIALS	.00	.00	.00	34,595	125,000	125,000	
10-61-425-00	CLASS "C" ROADS-CONSTRUCTION	13,356	192,133	52,598	205,255	180,000	170,000	
10-61-440-00	STORMWATER MAINTENANCE	42,676	58,521	96,206	35,478	115,000	115,000	
10-61-530-00	INSURANCE AND BONDS	36,996	41,996	42,996	37,500	45,000	48,000	
10-61-600-00	SUNDRY EXPENSE	1,201	1,226	1,155	1,003	1,200	1,200	
10-61-797-00	EQUIPMNT/FURNITURE ACQUISITION	3,490	1,226	1,179	2,088	4,000	4,000	
Total STREETS AND HIGHWAYS:		1,938,385	2,158,136	2,325,107	1,607,875	3,164,750	2,525,750	
ENGINEERING								
10-62-110-00	PERMANENT SALARIES	4,212	25,743	44,280	35,475	43,000	43,000	
10-62-120-00	PART-TIME SALARIES	4,346	9,173	.00	.00	.00	.00	

Account Number	Account Title	2012-13 Pri Year 3 Actual	2013-14 Pri Year 2 Actual	2014-15 Pri Year Actual	04/16 Cur YTD Actual	2015-16 Cur Year Budget	2016-17 Fut Year Budget	2016-17 Fut Year Budget
10-62-140-00	OVERTIME	.00	.00	.00	.00	2,000	2,000	
10-62-150-00	EMPLOYEE BENEFITS	5,416	16,404	24,568	20,069	26,000	23,000	
10-62-157-00	UNIFORM ALLOWANCE	1,300	907	2,036	1,680	1,200	1,200	
10-62-165-00	EMPLOYEE MEDICAL TESTING EXP.	.00	.00	349	116	200	200	
10-62-190-00	SERVICE AWARDS	25	50	50	50	100	100	
10-62-210-00	SUBSCRIPTIONS AND MEMBERSHIPS	1,384	1,872	1,283	1,947	1,300	1,300	
10-62-233-00	TRAINING	2,779	1,634	2,797	1,739	3,200	3,200	
10-62-237-00	CONVENTIONS AND CONFERENCES	434	3,020	2,081	1,209	2,000	2,000	
10-62-240-00	SUPPLIES	485	1,033	995	250	2,000	2,000	
10-62-247-00	OFFICE/OPERATING SUPPLIES	403	292	398	306	300	300	
10-62-250-00	EQUIPMENT MAINTENANCE	619	1,184	2,773	608	1,000	1,000	
10-62-250-01	FUEL EXPENSE	4,291	5,593	4,558	2,216	4,000	4,000	
10-62-277-00	TELEPHONE EXPENSE	2,771	3,610	5,802	4,696	3,900	3,900	
10-62-310-00	PROFESSIONAL SERVICES	83,681	77,500	49,971	80,008	95,000	95,000	
10-62-530-00	INSURANCE AND BONDS	3,000	3,500	4,000	3,333	4,000	5,000	
10-62-600-00	SUNDRY EXPENSE	542	439	292	78	500	500	
10-62-797-00	EQUIPMNT/FURNITURE ACQUISITION	217	350	354	310	500	500	
Total ENGINEERING:		115,905	152,305	141,040	154,091	190,200	188,200	
WASTE COLLECTION AND DISPOSAL								
10-63-120-00	PART-TIME SALARIES	.00	.00	.00	.00	.00	.00	
10-63-140-00	OVERTIME	.00	.00	.00	.00	.00	.00	
10-63-150-00	EMPLOYEE BENEFITS	.00	.00	.00	.00	.00	.00	
10-63-245-00	OPERATING SUPPLIES	459	711	.00	.00	.00	.00	
10-63-250-00	EQUIPMENT MAINTENANCE	387	863	.00	.00	.00	.00	
10-63-315-00	CLEAN UP FEES	15,713	28,406	.00	.00	.00	.00	
10-63-329-00	WASTE DISPOSAL FEES	328,586	326,359	.00	.00	.00	.00	
10-63-600-00	SUNDRY EXPENSE	.00	.00	.00	.00	.00	.00	
10-63-797-00	EQUIPMENT-GARBAGE CANS	6,190	6,190	.00	.00	.00	.00	
Total WASTE COLLECTION AND DISPOSAL:		351,335	362,529	.00	.00	.00	.00	
PUBLIC ASSETS								
10-64-110-00	PERMANENT SALARIES	208,948	220,551	268,324	108,772	125,000	128,000	
10-64-111-00	PERMANENT SALARIES - ADMIN	.00	.00	.00	125,749	155,000	156,100	
10-64-140-00	OVERTIME	10,705	.00	.00	2,672	14,000	14,000	
10-64-150-00	EMPLOYEE BENEFITS	92,965	100,580	120,848	112,906	142,000	141,000	
10-64-157-00	UNIFORM ALLOWANCE	128	3,360	.00	835	3,600	3,600	
10-64-165-00	EMPLOYEE MEDICAL TESTING	.00	.00	.00	.00	.00	300	
10-64-210-00	SUBSCRIPTIONS AND MEMBERSHIPS	2,003	1,840	2,370	2,758	2,900	3,600	
10-64-233-00	TRAINING	3,438	4,840	8,597	3,251	4,000	5,500	
10-64-243-00	OFFICE EXPENSE AND SUPPLIES	481	629	568	583	1,000	1,000	
10-64-245-00	OPERATING SUPPLIES	2,394	2,354	3,978	1,810	4,000	4,000	
10-64-250-00	EQUIPMENT MAINTENANCE	.00	.00	.00	343	.00	.00	
10-64-250-01	FUEL EXPENSE	3,925	3,776	3,263	1,904	4,000	4,000	
10-64-259-00	FLEET MAINTENANCE	90,259	91,748	92,142	70,622	91,000	91,000	
10-64-261-00	FACILITY MAINTENANCE	7,857	3,982	9,374	4,272	9,400	8,700	
10-64-277-00	TELEPHONE EXPENSE	1,312	1,418	3,118	1,357	1,500	1,600	
10-64-277-01	TELEPHONE EXPENSE - ADMIN	.00	.00	646	2,150	2,200	3,700	
10-64-315-00	OUTSIDE SERVICES	80	.00	.00	.00	500	1,000	
10-64-530-00	INSURANCE AND BONDS	996	996	1,996	1,667	2,000	3,000	
10-64-600-00	SUNDRY EXPENSE	.00	.00	.00	172	1,000	1,000	
10-64-797-00	EQUIPMNT/FURNITURE ACQUISITION	327	7,654	880	2,114	2,000	2,000	

Account Number	Account Title	2012-13 Pri Year 3 Actual	2013-14 Pri Year 2 Actual	2014-15 Pri Year Actual	04/16 Cur YTD Actual	2015-16 Cur Year Budget	2016-17 Fut Year Budget	2016-17 Fut Year Budget
Total PUBLIC ASSETS:		425,819	443,729	516,105	443,936	565,100	573,100	
BUILDING AND PLANNING SERVICES								
10-65-110-00	PERMANENT SALARIES	384,242	384,275	424,326	378,715	467,000	515,000	
10-65-120-00	PART-TIME SALARIES	.00	.00	12,448	13,227	16,000	16,000	
10-65-130-00	TEMPORARY SALARIES	5,405	9,239	.00	.00	.00	.00	
10-65-140-00	OVERTIME	2,926	1,013	1,247	1,003	3,500	3,500	
10-65-150-00	EMPLOYEE BENEFITS	192,652	187,465	218,059	184,857	226,000	240,000	
10-65-157-00	UNIFORM ALLOWANCE	657	666	692	651	700	700	
10-65-165-00	EMPLOYEE MEDICAL TESTING EXP.	182	76	.00	.00	.00	.00	
10-65-190-00	SERVICE AWARDS	400	400	450	475	1,000	1,000	
10-65-210-00	SUBSCRIPTIONS AND MEMBERSHIPS	1,211	1,890	1,950	1,710	3,000	3,000	
10-65-220-00	ORDINANCES AND PUBLIC NOTICES	1,483	1,308	1,653	1,101	1,625	1,625	
10-65-231-00	VEHICLE ALLOWANCES	.00	.00	.00	.00	.00	.00	
10-65-233-00	TRAINING	1,187	889	2,026	1,521	3,000	3,000	
10-65-237-00	CONVENTIONS AND CONFERENCES	2,811	4,195	3,432	4,437	6,000	6,000	
10-65-240-00	OFFICE/OPERATING SUPPLIES	12,059	5,419	6,313	4,698	6,000	6,000	
10-65-250-00	EQUIPMENT MAINTENANCE	331	4,132	5,088	4,547	5,000	5,000	
10-65-250-01	FUEL EXPENSE	2,907	2,914	3,259	1,490	4,000	3,000	
10-65-277-00	TELEPHONE EXPENSE	6,103	5,213	4,836	4,318	5,000	5,000	
10-65-310-00	PROFESSIONAL SERVICES	63,499	56,740	65,552	32,370	55,000	54,000	
10-65-311-00	COMMISION STIPENDS	4,240	5,247	5,318	4,458	8,000	8,000	
10-65-315-00	OUTSIDE SERVICES	2,600	3,286	3,437	7,906	10,000	10,000	
10-65-375-00	CREDIT PMT/COLLECTION FEES	1,921	3,670	3,625	2,622	4,000	4,000	
10-65-530-00	INSURANCE AND BONDS	12,996	14,996	14,996	13,333	16,000	18,000	
10-65-600-00	SUNDRY EXPENSE	1,427	1,843	1,568	1,603	2,000	2,000	
10-65-790-00	SALES TAX REIMBURSEMENT INCEN	.00	.00	.00	.00	.00	.00	
10-65-797-00	EQUIPMNT/FURNITURE ACQUISITION	1,787	3,798	8,500	1,547	2,000	2,000	
Total BUILDING AND PLANNING SERVICES:		703,024	698,675	788,773	666,589	844,825	906,825	
RECREATION								
10-66-110-00	PERMANENT SALARIES	.00	194,641	182,364	160,437	204,000	209,000	
10-66-120-00	PART-TIME SALARIES	.00	10,830	11,585	20,794	25,000	25,000	
10-66-130-00	TEMPORARY SALARIES	.00	6,333	20,178	13,056	13,000	15,000	
10-66-140-00	OVERTIME	.00	.00	.00	.00	2,000	2,000	
10-66-150-00	EMPLOYEE BENEFITS	.00	110,183	103,981	83,111	120,000	120,000	
10-66-165-00	EMPLOYEE MEDICAL TESTING	.00	587	475	439	500	500	
10-66-190-00	SERVICE AWARDS	.00	541	1,544	675	2,000	1,000	
10-66-233-00	TRAINING	.00	1,528	823	693	1,800	1,800	
10-66-237-00	CONVENTIONS & CONFERENCES	.00	1,598	2,405	2,652	2,500	2,500	
10-66-240-00	SUPPLIES	.00	4,888	3,259	3,369	4,500	5,500	
10-66-250-00	EQUIPMENT-SUPPLIES & MAINT	.00	1,925	3,460	2,308	3,500	3,500	
10-66-250-01	FUEL EXPENSE	.00	11,227	7,200	3,551	9,000	6,000	
10-66-277-00	TELEPHONE EXPENSE	.00	2,168	2,168	2,118	2,700	2,700	
10-66-310-00	PROFESSIONAL SERVICES	.00	.00	.00	.00	.00	.00	
10-66-530-00	INSURANCE & BONDS	.00	4,500	6,500	5,417	6,500	8,000	
10-66-550-00	SPORTS PROGRAMS	.00	.00	.00	.00	.00	.00	
10-66-550-01	SPORTS PROGRAMS - YOUTH	.00	22,853	21,270	9,947	25,000	26,000	
10-66-550-02	SPORTS PROGRAMS - ADULTS	.00	3,009	4,157	1,867	3,500	3,500	
10-66-600-00	SUNDRY	.00	1,658	879	64	1,050	1,050	
10-66-797-00	EQUIPMENT	.00	9,420	7,476	4,191	8,000	8,000	
Total RECREATION:		.00	387,889	379,723	314,688	434,550	441,050	

Account Number	Account Title	2012-13 Pri Year 3 Actual	2013-14 Pri Year 2 Actual	2014-15 Pri Year Actual	04/16 Cur YTD Actual	2015-16 Cur Year Budget	2016-17 Fut Year Budget	2016-17 Fut Year Budget
PARKS								
10-67-110-00	PERMANENT SALARIES	97,485	118,821	135,314	115,241	135,000	145,000	
10-67-120-00	PART-TIME SALARIES	.00	.00	.00	.00	.00	.00	
10-67-140-00	OVERTIME	1,015	1,745	1,520	1,058	3,000	4,000	
10-67-150-00	EMPLOYEE BENEFITS	62,835	74,393	83,886	68,521	88,000	88,000	
10-67-157-00	UNIFORM ALLOWANCE	1,680	1,680	2,220	2,488	3,500	3,500	
10-67-165-00	EMPLOYEE MEDICAL TESTING EXP.	78	76	170	76	300	300	
10-67-190-00	SERVICE AWARDS	150	200	200	300	500	500	
10-67-233-00	TRAINING	820	1,994	1,997	3,322	5,000	4,000	
10-67-243-00	OFFICE/OPERATING SUPPLIES	.00	.00	118	.00	.00	.00	
10-67-245-00	PARKS MAINTENANCE SUPPLIES	13,935	20,009	19,026	10,616	24,000	21,000	
10-67-250-00	EQUIPMENT MAINTENANCE	12,646	12,100	18,030	7,388	17,000	14,000	
10-67-250-01	FUEL EXPENSE	13,493	11,454	9,785	5,589	9,000	7,000	
10-67-270-00	UTILITIES	55,764	49,462	55,513	51,590	59,000	59,000	
10-67-277-00	TELEPHONE EXPENSE	1,485	1,604	1,477	1,609	1,700	1,700	
10-67-333-00	GRAFFITI REMOVAL	.00	.00	.00	.00	.00	2,000	
10-67-440-00	PLAYGROUND EQUIP MAINTENANCE	3,114	4,594	3,123	2,160	4,200	4,200	
10-67-450-00	COMMUNITY SERVICE	.00	.00	.00	.00	.00	.00	
10-67-530-00	INSURANCE AND BONDS	6,996	7,996	7,996	6,666	8,000	10,000	
10-67-600-00	SUNDRY EXPENSE	210	115	215	96	250	250	
10-67-797-00	EQUIPMNT/FURNITURE ACQUISITION	4,973	7,159	5,257	6,846	5,000	5,000	
Total PARKS:		276,680	313,403	345,847	283,565	363,450	369,450	
SSL PROMISE								
10-68-110-00	PERMANENT SALARIES	169,977	.00	.00	.00	.00	.00	
10-68-111-00	GRANT SALARIES-FULL TIME	4,182	.00	10,578	224,716	.00	.00	
10-68-112-00	GRANT SALARIES-PART TIME	9,601	.00	16,172	219,360	.00	.00	
10-68-120-00	PART-TIME SALARIES	25,847	.00	.00	.00	.00	.00	
10-68-130-00	TEMPORARY SALARIES	16,941	.00	.00	.00	.00	.00	
10-68-140-00	OVERTIME	.00	.00	.00	.00	.00	.00	
10-68-150-00	EMPLOYEE BENEFITS	128,385	.00	9,299	107,471	.00	.00	
10-68-165-00	EMPLOYEE MEDICAL TESTING EXP.	1,691	.00	.00	.00	.00	.00	
10-68-190-00	SERVICE AWARDS	3,327	.00	.00	.00	.00	.00	
10-68-233-00	TRAINING	430	.00	.00	.00	.00	.00	
10-68-237-00	CONVENTIONS AND CONFERENCES	1,494	.00	.00	.00	.00	.00	
10-68-240-00	OFFICE/OPERATING SUPPLIES	5,019	.00	.00	.00	.00	.00	
10-68-250-00	EQUIPMENT MAINTENANCE	2,294	.00	.00	.00	.00	.00	
10-68-250-01	FUEL EXPENSE	8,531	.00	.00	.00	.00	.00	
10-68-277-00	TELEPHONE EXPENSE	2,171	.00	.00	247	.00	.00	
10-68-310-00	PROFESSIONAL SERVICES	.00	.00	.00	.00	.00	.00	
10-68-530-00	INSURANCE AND BONDS	3,996	.00	.00	.00	.00	.00	
10-68-550-00	SPORTS PROGRAMS	.00	.00	.00	.00	.00	.00	
10-68-550-01	CHILDREN'S SPORTS PROGRAMS	24,616	.00	.00	495	.00	.00	
10-68-550-02	ADULT SPORTS PROGRAMS	3,347	.00	.00	.00	.00	.00	
10-68-572-00	SCIENCE PROGRAM GRANT EXPENS	.00	.00	.00	.00	.00	.00	
10-68-573-00	TWENTY FIRST CENTURY GRANT	.00	.00	.00	.00	.00	.00	
10-68-573-01	WILSON 21ST CENTURY - YEAR 1	.00	.00	.00	.00	.00	.00	
10-68-575-00	LINCOLN-21ST CENTURY GRANT	.00	.00	.00	.00	.00	.00	
10-68-576-00	EDUCATION DEPT-EARMARK	.00	.00	.00	.00	.00	.00	
10-68-576-01	PAL MENTORING/BOXING GRANT	.00	.00	.00	.00	.00	.00	
10-68-577-00	AMERICORP GRANT EXPENDITURES	.00	.00	.00	.00	.00	.00	
10-68-600-00	SUNDRY EXPENSE	1,201	.00	4,450	.00	.00	.00	
10-68-797-00	EQUIPMNT/FURNITURE ACQUISITION	6,182	984	.00	.00	.00	.00	
10-68-801-00	21ST CENTURY ALL CENTERS	.00	.00	.00	.00	.00	.00	
10-68-801-01	21ST CENTURY CARRYOVER	23,782	.00	.00	.00	.00	.00	

Account Number	Account Title	2012-13 Pri Year 3 Actual	2013-14 Pri Year 2 Actual	2014-15 Pri Year Actual	04/16 Cur YTD Actual	2015-16 Cur Year Budget	2016-17 Fut Year Budget	2016-17 Fut Year Budget
10-68-801-02	21ST CCLC MINI GRANT 2015	4,860	9,855	800	.00	8,790	.00	
10-68-801-03	21ST MINI GRANT AF#120156	.00	.00	.00	.00	.00	.00	
10-68-802-00	21ST CENTRY WILSON 2011-2012	.00	.00	.00	.00	.00	.00	
10-68-802-01	21ST CENTRY WILSON SALARIES	30,303	46,115	51,874	27,373	48,500	36,500	
10-68-802-02	21ST CENTRY WILSON BENEFITS	13,505	15,692	14,107	7,990	15,700	12,000	
10-68-802-03	21ST CENTURY WILSON TRAVEL	.00	.00	.00	.00	.00	.00	
10-68-802-04	21ST CENTURY WILSON SUP & MAT	.00	1,211	270	100	200	150	
10-68-802-07	21ST CENTRY WILSON CELL/ OTHER	605	514	780	212	600	450	
10-68-802-08	21ST CENTURY WILSON PRO & TECH	.00	4,790	3,990	3,990	4,000	3,000	
10-68-802-09	21ST CENTURY WILSON OTHER SER	.00	.00	.00	.00	.00	.00	
10-68-803-00	21ST CENTURY HNM 2011-2012	.00	.00	.00	.00	.00	.00	
10-68-803-01	21ST CENTURY HNM SALARIES	30,968	30,353	29,970	21,372	31,500	23,500	
10-68-803-02	21ST CENTURY HNM BENEFITS	14,684	14,181	12,448	7,397	14,000	10,500	
10-68-803-03	21ST CENTURY HNM TRAVEL	.00	.00	.00	.00	.00	.00	
10-68-803-04	21ST CENTURY HNM SUPPLIES & MAT	.00	.00	93	2,713	.00	.00	
10-68-803-07	21ST CENTURY HNM OTHER	202	461	669	492	600	450	
10-68-803-08	21ST CENTURY HNM PRO & TECH	.00	9,980	9,990	9,990	10,000	7,500	
10-68-803-09	21ST CENTURY HNM OTHER PRCHS	.00	.00	.00	.00	.00	.00	
10-68-803-10	21ST CENTURY HNM PROPERTY SRV	6,700	14,554	11,638	11,148	15,500	11,600	
10-68-804-00	21ST CENTURY LINCOLN 2011-2012	.00	.00	.00	.00	.00	.00	
10-68-804-01	21ST CENTURY LINCOLN SALARIES	38,720	29,185	21,407	6,346	27,774	27,774	
10-68-804-02	21ST CENTURY LINCOLN BENEFITS	14,179	13,776	2,037	602	2,777	2,777	
10-68-804-03	21ST CENTURY LINCOLN TRAVEL	.00	.00	.00	.00	.00	.00	
10-68-804-04	21ST CENTURY LINCOLN SUP & MAT	111	159	.00	.00	.00	.00	
10-68-804-07	21ST CENTURY LINCOLN OTHER	.00	813	.00	.00	.00	.00	
10-68-804-08	21ST CENTURY LINCOLN PRO&TECH	210	.00	4,016	.00	4,000	4,000	
10-68-804-10	21ST CENTURY LINCOLN PRCHSD SV	3,990	3,640	.00	3,990	.00	.00	
10-68-805-00	21ST CENTURY GRANITE 2011-2012	.00	.00	.00	.00	.00	.00	
10-68-805-01	21ST CENTURY GP SALARIES	32,247	30,354	47,505	22,187	49,500	49,500	
10-68-805-02	21ST CENTURY GP BENEFITS	14,498	13,305	11,249	5,416	16,000	16,000	
10-68-805-03	21ST CENTURY GP TRAVEL	.00	.00	97	.00	.00	.00	
10-68-805-04	21ST CENTURY GP SUPPLIES & MAT	61	300	252	.00	.00	.00	
10-68-805-07	21ST CENTURY GP OTHER	.00	.00	.00	.00	.00	.00	
10-68-805-08	21ST CENTURY GP PROF & TECH SV	.00	.00	53	53	4,000	4,000	
10-68-805-10	21ST CENTURY GP OTHER PURCHSD	4,920	3,990	.00	3,990	.00	.00	
10-68-806-00	21ST CENTURY ROOSEVELT	.00	.00	.00	.00	.00	.00	
10-68-806-01	21ST CNTURY ROOSEVELT SALARIE	.00	18,829	36,437	17,570	31,500	23,500	
10-68-806-02	21ST CNTURY ROOSEVELT BENEFIT	.00	16,072	20,425	7,603	15,500	11,000	
10-68-806-03	21ST CNTURY ROOSEVELT TRAVEL	.00	20,151	23,220	13,860	20,000	15,000	
10-68-806-04	21ST CNTURY ROOSEVELT SUPPLY	.00	.00	.00	.00	.00	.00	
10-68-806-07	21ST CNTURY ROOSEVELT OTHR/CE	.00	507	639	849	600	450	
10-68-806-08	21ST CNTURY ROOSEVELT PROF/TE	.00	12,980	13,590	13,590	14,600	11,000	
10-68-806-10	21ST CNTURY RVLT OTHER SRVCS	.00	.00	.00	6,750	14,500	11,000	
10-68-807-00	21ST CENTURY UT INTRNATNL SCHL	.00	.00	.00	.00	.00	.00	
10-68-807-01	21ST CENTURY UIS SALARIES	.00	22,522	40,862	8,631	40,404	30,100	
10-68-807-02	21ST CENTURY UIS BENEFITS	.00	3,294	5,316	2,836	5,390	4,000	
10-68-807-03	21ST CENTURY UIS TRAVEL	.00	.00	.00	.00	.00	.00	
10-68-807-04	21ST CENTURY UIS SUPPLIES/MTRLS	.00	2,169	5,925	349	6,210	4,700	
10-68-807-07	21ST CENTURY UIS OTHER	.00	298	565	475	600	450	
10-68-807-08	21ST CENTURY UIS PROFESSN SRVC	.00	4,140	3,990	4,350	6,906	5,200	
10-68-807-10	21ST CENTURY UIS OTHER SRVC	.00	3,000	3,442	.00	4,500	3,400	
10-68-808-00	21ST CNTRY ROLL OVER AF#130104	.00	.00	.00	.00	.00	.00	
10-68-808-01	21ST CNTRY RO - SALARIES	.00	16,567	.00	.00	28,560	28,560	
10-68-808-02	21ST CNTRY RO - BENEFITS	.00	1,440	38	.00	2,856	2,856	
10-68-808-03	21ST CNTRY RO - TRAVEL	.00	.00	.00	929	.00	.00	
10-68-808-04	21ST CNTRY RO - SUPPLIES	.00	1,515	18,110	853	5,000	5,000	

Account Number	Account Title	2012-13 Pri Year 3 Actual	2013-14 Pri Year 2 Actual	2014-15 Pri Year Actual	04/16 Cur YTD Actual	2015-16 Cur Year Budget	2016-17 Fut Year Budget	2016-17 Fut Year Budget
10-68-808-07	21ST CNTRY RO - OTHER	.00	.00	392	.00	800	800	
10-68-808-08	21ST CNTRY RO - PROFESSIONAL	.00	17,002	12,710	269	9,600	9,600	
10-68-808-09	21ST CNTRY RO - OTHER PUR SRVC	.00	.00	14,536	4,000	808	808	
10-68-808-10	21ST CNTRY RO - PURCHSD SRVCS	.00	1,650	.00	.00	24,500	24,500	
10-68-809-00	21ST CENTURY PAL	.00	.00	.00	.00	.00	.00	
10-68-809-01	21ST CENTURY PAL SALARIES	.00	.00	29,599	16,442	31,500	31,500	
10-68-809-02	21ST CENTURY PAL BENEFITS	.00	.00	8,631	4,082	14,000	14,000	
10-68-809-03	21ST CENTURY PAL TRAVEL	.00	.00	.00	.00	.00	.00	
10-68-809-04	21ST CENTURY PAL SUPPLIES/MTRL	.00	.00	.00	.00	.00	.00	
10-68-809-07	21ST CENTURY PAL OTHER	.00	.00	.00	.00	.00	.00	
10-68-809-08	21ST CENTURY PAL PURCH PRO/TCH	.00	.00	4,125	.00	4,000	4,000	
10-68-809-10	21ST CENTURY PAL OTHR/PRCH SRV	.00	.00	.00	.00	.00	.00	
10-68-810-00	21ST CENTURY SOUTH W CENTER	.00	.00	.00	.00	.00	.00	
10-68-810-01	21ST CENTURY SW SALARIES	.00	.00	28,187	16,626	31,500	31,500	
10-68-810-02	21ST CENTURY SW BENEFITS	.00	.00	10,433	5,664	14,000	14,000	
10-68-810-03	21ST CENTURY SW TRAVEL	.00	.00	.00	.00	.00	.00	
10-68-810-04	21ST CENTURY SW SUPPLIES/MAT	.00	.00	.00	.00	.00	.00	
10-68-810-07	21ST CENTURY SW OTHER	.00	.00	.00	.00	.00	.00	
10-68-810-08	21ST CENTURY SW PRCH PRO/TCH	.00	.00	2,595	2,595	2,604	2,604	
10-68-810-10	21ST CENTURY SW PRCH SERVICES	.00	.00	9,691	25,415	20,000	20,000	
10-68-811-00	DWS SAFE PASS- PAL BOXING GYM	.00	.00	.00	.00	.00	.00	
10-68-811-01	DWS SAFE PASS- PAL PERSONNEL	26,304	26,676	22,812	13,138	25,900	.00	
10-68-811-02	DWS SAFE PASS- PAL BENEFITS	2,011	1,838	1,897	1,009	2,590	.00	
10-68-811-03	DWS SAFE PASS- PAL SUPPLY/MAINT	829	432	2,805	468	910	.00	
10-68-811-04	DWS SAFE PASS- PAL FEES/CONTRC	.00	5,000	6,684	3,194	5,000	.00	
10-68-811-07	DWS SAFE PASS- PAL OTHER	248	508	696	503	600	.00	
10-68-812-00	21ST CENTURY HISTORIC SCOTT	.00	.00	.00	.00	.00	.00	
10-68-812-01	21ST CENTURY HSS SALARIES	.00	.00	31,811	18,507	31,500	31,500	
10-68-812-02	21ST CENTURY HSS BENEFITS	.00	.00	14,266	7,861	14,000	14,000	
10-68-812-03	21ST CENTURY HSS TRAVEL	.00	.00	.00	.00	.00	.00	
10-68-812-04	21ST CENTURY HSS SUPPLIES/MAT	.00	.00	.00	.00	.00	.00	
10-68-812-07	21ST CENTURY HSS OTHER	.00	.00	.00	.00	.00	.00	
10-68-812-08	21ST CENTURY HSS PURCH PRO/TC	.00	.00	4,069	3,990	4,000	4,000	
10-68-812-10	21ST CENTURY PAL OTHR PRCH SRV	.00	.00	.00	.00	.00	.00	
10-68-815-00	DWS STEMLINK- HISTORIC S SCHOL	.00	.00	.00	.00	.00	.00	
10-68-815-01	DWS STEMLINK- HSS SALARIES	.00	.00	.00	1,380	8,460	8,460	
10-68-815-02	DWS STEMLINK- HSS BENEFITS	.00	.00	.00	179	846	846	
10-68-815-03	DWS STEMLINK- HSS SUPPLIES	.00	.00	445	597	1,200	1,200	
10-68-815-04	DWS STEMLINK- HSS TRAVEL	.00	.00	1,297	274	2,590	2,590	
10-68-816-00	DWS STEMLINK- PAL	.00	.00	.00	.00	.00	.00	
10-68-816-01	DWS STEMLINK- PAL SALARIES	.00	.00	2,400	1,340	8,460	8,460	
10-68-816-02	DWS STEMLINK- PAL BENEFITS	.00	.00	222	141	846	846	
10-68-816-03	DWS STEMLINK- PAL SUPPLIES	.00	.00	90	218	1,200	1,200	
10-68-816-04	DWS STEMLINK- PAL TRAVEL	.00	.00	718	274	2,590	2,590	
10-68-817-00	DWS STEMLINK- HNM	.00	.00	.00	.00	.00	.00	
10-68-817-01	DWS STEMLINK- HNM SALARIES	.00	.00	2,978	1,883	8,460	8,460	
10-68-817-02	DWS STEMLINK- HNM BENEFITS	.00	.00	270	237	846	846	
10-68-817-03	DWS STEMLINK- HNM SUPPLIES	.00	.00	1,001	1,029	1,200	1,200	
10-68-817-04	DWS STEMLINK- HNM TRAVEL	.00	.00	990	1,937	2,590	2,590	
10-68-818-00	DWS STEMLINK- UT INTRNTNL SCHL	.00	.00	.00	.00	.00	.00	
10-68-818-01	DWS STEMLINK- UIS SALARIES	.00	.00	1,225	725	5,875	5,875	
10-68-818-02	DWS STEMLINK- UIS BENEFITS	.00	.00	229	55	588	588	
10-68-818-03	DWS STEMLINK- UIS SUPPLIES	.00	.00	2,408	2,412	3,600	3,600	
10-68-819-00	DWS STEMLINK- GRANITE PARK JH	.00	.00	.00	.00	.00	.00	
10-68-819-01	DWS STEMLINK- GP SALARIES	.00	.00	15,742	4,279	24,000	24,000	
10-68-819-02	DWS STEMLINK- GP BENEFITS	.00	.00	1,410	344	2,400	2,400	

Account Number	Account Title	2012-13 Pri Year 3 Actual	2013-14 Pri Year 2 Actual	2014-15 Pri Year Actual	04/16 Cur YTD Actual	2015-16 Cur Year Budget	2016-17 Fut Year Budget	2016-17 Fut Year Budget
10-68-819-03	DWS STEMLINK- GP SUPPLIES	.00	.00	105	377	3,600	3,600	
10-68-820-00	DWS STEMLINK- SOUTHWEST CENTE	.00	.00	.00	.00	.00	.00	
10-68-820-01	DWS STEMLINK- SW CNTR SALARIES	.00	.00	15,741	7,262	27,840	27,840	
10-68-820-02	DWS STEMLINK- SW CNTR BENEFITS	.00	.00	1,360	649	2,784	2,784	
10-68-820-03	DWS STEMLINK- SW CNTR SUPPLIES	.00	.00	1,951	1,669	2,400	2,400	
10-68-820-04	DWS STEMLINK- SW CNTR TRAVEL	.00	.00	1,551	380	1,600	1,600	
10-68-820-08	DWS STEMLINK- SW PURCHSD SRVC	.00	.00	.00	.00	1,000	1,000	
10-68-820-10	DWS STEMLINK- SW CNTR OTHER	.00	.00	96	97	800	800	
10-68-821-00	DWS - SAFE PASSAGES II - GP	.00	.00	.00	.00	.00	.00	
10-68-821-01	DWS-SAFE PASS II-GP PERSONNEL	23,290	23,483	24,537	.00	23,310	.00	
10-68-821-02	DWS-SAFE PASS II-GP BENEFITS	1,795	1,874	2,123	.00	2,331	.00	
10-68-821-03	DWS-SAFE PASS II-GP SUPPLY/MAIN	2,971	2,136	2,737	.00	2,759	.00	
10-68-821-04	DWS-SAFE PASS II-GP FEES/SRVCS	.00	984	.00	.00	6,000	.00	
10-68-821-07	DWS Safe Passages II GP OTHER	343	553	604	53	600	.00	
10-68-824-00	DWS ASPIRE - HNM	.00	.00	.00	.00	.00	.00	
10-68-824-01	DWS ASPIRE - HNM SALARY	23,338	27,332	19,953	.00	26,442	.00	
10-68-824-02	DWS ASPIRE - HNM BENEFITS	1,801	2,364	1,652	.00	2,644	.00	
10-68-824-03	DWS ASPIRE - HNM COMMUNICATIO	.00	582	577	.00	600	.00	
10-68-824-04	DWS ASPIRE - HNM TRANSPORTATIO	585	.00	.00	.00	.00	.00	
10-68-824-05	DWS ASPIRE - HNM SUPPLIES	4,492	486	.00	.00	.00	.00	
10-68-824-06	DWS ASPIRE - HNM UTILITIES	.00	.00	8,525	.00	1,314	.00	
10-68-824-10	DWS ASPIRE - HNM MISC	.00	.00	.00	.00	.00	.00	
10-68-825-00	DWS ASPIRE - ROOSEVELT	.00	.00	.00	.00	.00	.00	
10-68-825-01	DWS ASPIRE - ROOSEVELT SALARY	18,168	26,429	25,747	.00	26,442	.00	
10-68-825-02	DWS - ASPIRE ROOSEVELT BENEFIT	1,368	2,121	2,238	.00	2,644	.00	
10-68-825-03	DWS ASPIRE-ROOSEVELT COMMUNI	.00	450	577	.00	600	.00	
10-68-825-05	DWS ASPIRE-ROOSEVELT SUP/MAIN	7,419	1,294	2,202	.00	1,314	.00	
10-68-825-10	DWS ASPIRE-ROOSEVELT MISC.	.00	.00	.00	.00	.00	.00	
10-68-826-00	DWS ASPIRE - WILSON	.00	.00	.00	.00	.00	.00	
10-68-826-01	DWS ASPIRE - WILSON SALARIES	26,433	25,503	26,554	.00	26,442	.00	
10-68-826-02	DWS ASPIRE - WILSON BENEFITS	2,038	2,098	2,292	.00	2,644	.00	
10-68-826-05	DWS ASPIRE - WILSON SUP/MAINT	1,989	3,356	1,887	.00	1,914	.00	
10-68-831-00	DWS SAFE PASSAGES JR.HIGH- HNM	.00	.00	.00	.00	.00	.00	
10-68-831-01	DWS SAFE PASS JR.HIGH PERSONEL	20,992	23,152	25,084	11,689	25,110	.00	
10-68-831-02	DWS SAFE PASS JR.HIGH BENEFITS	1,666	1,900	2,020	997	2,511	.00	
10-68-831-03	DWS SAFE PASS JR.HIGH HNM SUP	1,184	1,595	1,242	1,270	1,379	.00	
10-68-831-04	DWS SAFE PASS JR. HNM PROFSNL	413	5,000	4,706	2,395	5,000	.00	
10-68-831-05	DWS SAFE PASS JR.HIGH HNM UTIL	5,222	2,004	.00	.00	.00	.00	
10-68-831-06	DWS SAFE PASS HNM/NO BUDGET	.00	.00	.00	.00	.00	.00	
10-68-831-07	DWS SAFE PASS JR.HGH HNM OTHE	.00	546	.00	.00	.00	.00	
10-68-831-09	DWS SAFE PASS JR.HIGH HNM COM	.00	.00	1,077	914	1,000	.00	
10-68-835-00	DWS HIGH SCHOOL- SCOTT SCHOOL	.00	.00	.00	.00	.00	.00	
10-68-835-01	DWS HS- SCOTT SCHOOL- SALARIES	.00	13,505	26,683	11,935	25,110	25,110	
10-68-835-02	DWS HS- SCOTT SCHOOL- BENEFITS	.00	1,218	2,201	1,193	2,511	2,511	
10-68-835-03	DWS HS- SCOTT SCHOOL- SUPPLIES	.00	9,328	5,525	4,359	5,400	5,400	
10-68-835-04	DWS HS- SCOTT SCHOOL- TRAVEL	.00	2,249	2,265	253	2,250	2,250	
10-68-835-05	DWS HS- SCOTT SCHOOL- UTILITY	.00	998	1,268	794	1,200	1,200	
10-68-835-06	DWS HS- SCOTT SCHOOL- COMMUNI	.00	566	612	734	1,529	1,259	
10-68-835-07	DWS HS- SCOTT SCHOOL- OTHER	.00	1,339	.00	.00	.00	.00	
10-68-835-08	DWS HS- SCOTT SCHOOL- PRO FEES	.00	10,000	2,132	.00	2,000	2,000	
10-68-841-00	DWS-YOUTH CONNECTIONS-LINCOL	.00	.00	.00	.00	.00	.00	
10-68-841-01	DWS-YOUTH-LINCOLN PERSONNEL	.00	.00	.00	.00	.00	.00	
10-68-841-02	DWS-YOUTH-LINCOLN BENEFITS	.00	.00	.00	.00	.00	.00	
10-68-841-03	DWS-YOUTH-LINCOLN SUPPLY/MAINT	158	.00	.00	.00	.00	.00	
10-68-851-00	DWS-YOUTH CONNECTIONS- WILSO	.00	.00	.00	.00	.00	.00	
10-68-851-01	DWS-YOUTH- WILSON PERSONNEL	.00	.00	.00	.00	.00	.00	

Period: 04/16

Apr 27, 2016 12:16PM

Account Number	Account Title	2012-13 Pri Year 3 Actual	2013-14 Pri Year 2 Actual	2014-15 Pri Year Actual	04/16 Cur YTD Actual	2015-16 Cur Year Budget	2016-17 Fut Year Budget	2016-17 Fut Year Budget
10-68-851-02	DWS-YOUTH- WILSON BENEFITS	.00	.00	.00	.00	.00	.00	
10-68-851-03	DWS-YOUTH- WILSON SUPPLY/MAINT	.00	.00	.00	.00	.00	.00	
10-68-853-00	DWS CCDF ELEMENTARY PAL	.00	.00	.00	.00	.00	.00	
10-68-853-01	DWS CCDF ELEMENTARY PAL SALAR	.00	34,094	31,119	23,240	44,930	44,930	
10-68-853-02	DWS CCDF ELEMNTRY PAL BENEFIT	.00	5,110	9,656	7,345	7,118	7,118	
10-68-853-03	DWS CCDF ELEMENTARY PAL SUPPL	.00	9,379	2,974	1,185	1,200	1,200	
10-68-853-06	DWS CCDF ELEMENTARY- PAL CELL	.00	899	1,567	788	2,000	2,000	
10-68-853-08	DWS CCDF ELEMNTRY PAL CONTRC	.00	10,300	.00	.00	.00	.00	
10-68-853-10	DWS CCDF ELEMNTRY PAL CNTRCT	.00	.00	9,512	.00	.00	.00	
10-68-853-11	DWS CCDF ELEMNTRY PAL MISC	.00	.00	.00	.00	.00	.00	
10-68-854-00	DWS CCDF ELEMENTARY - WW	.00	.00	.00	.00	.00	.00	
10-68-854-01	DWS CCDF ELEMENTARY- WW SALA	.00	.00	.00	13,499	41,580	41,580	
10-68-854-02	DWS CCDF ELEMNTRY- WW BENEFIT	.00	.00	.00	1,181	4,158	4,158	
10-68-854-03	DWS CCDF ELEMENTARY- WW SUPP	.00	.00	.00	864	2,190	2,190	
10-68-854-06	DWS CCDF ELEMENTARY- WW CELL	.00	.00	.00	158	600	600	
10-68-855-00	DWS CCDF ELMNTRY SCOTT SCHOO	.00	.00	.00	.00	.00	.00	
10-68-855-01	DWS CCDF ELMNTRY SCOTT SALAR	.00	23,664	28,508	16,734	31,030	31,030	
10-68-855-02	DWS CCDF ELMNTRY SCOTT BENEFI	.00	4,084	4,599	2,142	5,728	5,728	
10-68-855-03	DWS CCDF ELMNTRY SCOTT SUPPL	.00	9,297	2,883	661	1,200	1,200	
10-68-855-06	DWS CCDF ELMNTRY SCOT CELL SR	.00	276	376	289	900	900	
10-68-855-10	DWS CCDF ELMNTRY SCOT CNTRCT	.00	.00	6,003	.00	.00	.00	
10-68-855-11	DWS CCDF ELMNTRY SCOT MISC	.00	.00	.00	.00	.00	.00	
10-68-857-00	DWS CCDF ELEMENTARY- LINCOLN	.00	.00	.00	.00	.00	.00	
10-68-857-01	DWS CCDF ELEM-LINCOLN SALARIES	.00	.00	12,615	.00	.00	.00	
10-68-857-02	DWS CCDF ELEM- LINCOLN BENEFIT	.00	.00	1,165	216	.00	.00	
10-68-857-03	DWS CCDF ELEM- LINCOLN SUPPLY	.00	.00	1,173	399	466	466	
10-68-857-05	DWS CCDF ELEM- LINCOLN CNTRTS	.00	.00	.00	.00	.00	.00	
10-68-857-06	DWS CCDF ELEM- LINCOLN CELLULR	.00	.00	236	37	.00	600	
10-68-857-10	DWS CCDF ELEM- LINCOLN CNTRCT	.00	.00	3,949	.00	.00	.00	
10-68-857-11	DWS CCDF ELEM- LINCOLN MISC	.00	.00	.00	.00	.00	.00	
10-68-858-00	DWS CCDF ELEMENTARY- HNM	.00	.00	.00	.00	.00	.00	
10-68-858-01	DWS CCDF ELEM- HNM SALARIES	.00	.00	19,033	6,990	12,504	12,504	
10-68-858-02	DWS CCDF ELEM- HNM BENEFITS	.00	.00	1,749	571	1,280	1,280	
10-68-858-03	DWS CCDF ELEM- HNM SUPPLIES	.00	.00	439	.00	.00	.00	
10-68-858-06	DWS CCDF ELEM- HNM CELLULAR	.00	.00	267	208	600	600	
10-68-858-10	DWS CCDF ELEM- HNM CNTRCTS	.00	.00	7,550	.00	.00	.00	
10-68-858-11	DWS CCDF ELEM- HNM MISC	.00	.00	.00	.00	.00	.00	
10-68-859-00	DWS CCDF ELEM- MEADOWBROOK	.00	.00	.00	.00	.00	.00	
10-68-859-01	DWS CCDF ELEM- MEADOWBK SALA	.00	.00	26,097	18,661	38,180	38,180	
10-68-859-02	DWS CCDF ELEM- MEADOWBK BENE	.00	.00	2,271	1,849	3,818	3,818	
10-68-859-03	DWS CCDF ELEM- MEADOWBK SUPP	.00	.00	10,136	1,549	2,828	2,828	
10-68-859-06	DWS CCDF ELEM- MEADOWBK OUTR	.00	.00	660	578	2,000	2,000	
10-68-859-10	DWS CCDF ELEM- MEADOWBK CNTR	.00	.00	14,563	419	800	800	
10-68-859-11	DWS CCDF ELEM- MEADOWBK MISC	.00	.00	.00	.00	.00	.00	
10-68-860-00	DWS CCDF ELEM- ROOSEVELT	.00	.00	.00	.00	.00	.00	
10-68-860-01	DWS CCDF ELEM- ROOSEVLT SALAR	.00	.00	7,529	4,085	9,900	9,900	
10-68-860-02	DWS CCDF ELEM- ROOSEVLT BENEF	.00	.00	594	313	990	990	
10-68-860-10	DWS CCDF ELEM- ROOSEVLT CNTRC	.00	.00	5,880	.00	.00	.00	
10-68-860-11	DWS CCDF ELEM- ROOSEVLT MISC	.00	.00	.00	.00	.00	.00	
10-68-861-00	VILLA FRANCHE- US.DEPT OF ED	.00	.00	.00	.00	.00	.00	
10-68-861-01	VLA FRN/SCOT SCHOOL PERSONNE	13,206	.00	.00	.00	.00	.00	
10-68-861-02	VLA FRN/SCOT SCHOOL FRINGES	1,196	.00	.00	.00	.00	.00	
10-68-861-03	VLA FRN/SCOT TRAVEL/TRANSPORT	1,027	.00	.00	.00	.00	.00	
10-68-861-04	VLA FRN/SCOT SUPPLIES & MAINT	2,434	693	.00	.00	.00	.00	
10-68-861-05	VLA FRN/SCOT PRO FEES/CNTRCT	10,757	7,340	.00	.00	.00	.00	
10-68-861-06	VLA FRN/SCOT SCHOOL OTHER	1,162	.00	.00	.00	.00	.00	

Account Number	Account Title	2012-13 Pri Year 3 Actual	2013-14 Pri Year 2 Actual	2014-15 Pri Year Actual	04/16 Cur YTD Actual	2015-16 Cur Year Budget	2016-17 Fut Year Budget	2016-17 Fut Year Budget
10-68-862-00	DWS STEM EQUIPMENT GRANT 2015	.00	.00	.00	.00	.00	.00	
10-68-862-01	DWS STEM EQUIPMENT - LINCOLN	.00	.00	14,907	.00	.00	.00	
10-68-862-02	DWS STEM EQUIPMENT - ROOSEVEL	.00	.00	14,921	.00	.00	.00	
10-68-862-03	DWS STEM EQUIPMENT - WOODROW	.00	.00	14,921	.00	.00	.00	
10-68-865-00	DWS QUALITY IMPROVEMENT - HNM	9,778	.00	.00	.00	.00	.00	
10-68-865-01	DWS QULTY IMPRV - HNM SALARIES	.00	.00	.00	28,275	83,300	83,300	
10-68-865-02	DWS QULTY IMPRV - HNM BENEFITS	.00	.00	.00	5,179	16,790	16,790	
10-68-865-03	DWS QULTY IMPRV - HNM SUPPLIES	.00	.00	.00	2,327	3,600	3,600	
10-68-865-04	DWS QULTY IMPRV HNM MATERIALS	.00	.00	.00	1,160	3,890	3,890	
10-68-865-07	DWS QULTY IMPRV HNM EQUIPMENT	.00	.00	.00	623	1,200	1,200	
10-68-865-08	DWS QULTY IMPRV HNM SRVCS/FEE	.00	.00	.00	5,970	18,720	18,720	
10-68-865-09	DWS QUAL IMPROV HNM - TRAVEL	.00	.00	.00	.00	20,000	20,000	
10-68-866-00	DWS QUALITY IMPROVEMENT MDWB	.00	.00	.00	.00	.00	.00	
10-68-866-01	DWS QULTY IMPRV MWBRK SALARIE	.00	.00	.00	18,323	39,260	39,260	
10-68-866-02	DWS QULTY IMPRV MWBRK BENEFIT	.00	.00	.00	3,776	12,286	12,286	
10-68-866-03	DWS QULTY IMPRV MWBRK SUPPLIE	.00	.00	.00	1,759	1,800	1,800	
10-68-866-04	DWS QULTY IMPRV MWBRK MATERIA	.00	.00	.00	925	984	984	
10-68-866-07	DWS QULTY IMPRV MWBRK EQUIPM	.00	.00	.00	845	1,200	1,200	
10-68-866-08	DWS QULTY IMPRV MWBRK SRV/FEE	.00	.00	.00	7,680	18,720	18,720	
10-68-867-00	DWS QUALITY IMPROVEMENT - UICS	.00	.00	.00	.00	.00	.00	
10-68-867-01	DWS QULTY IMPRV- UICS SALARIES	.00	.00	.00	16,180	50,500	50,500	
10-68-867-02	DWS QULTY IMPRV- UICS BENEFITS	.00	.00	.00	3,670	13,510	13,510	
10-68-867-03	DWS QULTY IMPRV- UICS SUPPLIES	.00	.00	.00	2,115	3,600	3,600	
10-68-867-04	DWS QULTY IMPRV UICS MATERIALS	.00	.00	.00	312	570	570	
10-68-867-07	DWS QULTY IMPRV UICS EQUIPMENT	.00	.00	.00	28	1,200	1,200	
10-68-867-08	DWS QULTY IMPRV UICS SRVS/FEES	.00	.00	.00	7,380	18,720	18,720	
10-68-868-00	DWS QUALITY IMPROVEMENT - LINC	.00	.00	.00	17	.00	.00	
10-68-868-01	DWS QULTY IMPRV- LINC SALARIES	.00	.00	.00	29,723	96,580	96,580	
10-68-868-02	DWS QULTY IMPRV- LINC BENEFITS	.00	.00	.00	4,728	18,118	18,118	
10-68-868-03	DWS QULTY IMPRV- LINC SUPPLIES	.00	.00	.00	3,635	3,600	3,600	
10-68-868-04	DWS QULTY IMPRV LINC MATERIALS	.00	.00	.00	1,145	5,000	5,000	
10-68-868-07	DWS QULTY IMPRV LINC EQUIPMENT	.00	.00	.00	762	1,200	1,200	
10-68-868-08	DWS QULTY IMPRV LINC SRVS/FEES	.00	.00	.00	8,220	18,720	18,720	
10-68-869-00	DWS QUALITY IMPROVEMENT - GPJH	.00	.00	.00	.00	.00	.00	
10-68-869-01	DWS QULTY IMPRV- GPJH SALARIES	.00	.00	.00	20,164	83,300	83,300	
10-68-869-02	DWS QULTY IMPRV- GPJH BENEFITS	.00	.00	.00	2,876	16,790	16,790	
10-68-869-03	DWS QULTY IMPRV- GPJH SUPPLIES	.00	.00	.00	1,047	3,600	3,600	
10-68-869-04	DWS QULTY IMPRV GPJH MATERIALS	.00	.00	.00	682	3,890	3,890	
10-68-869-07	DWS QULTY IMPRV GPJH EQUIPMEN	.00	.00	.00	443	1,200	1,200	
10-68-869-08	DWS QULTY IMPRV GPJH SRVS/FEES	.00	.00	.00	8,569	18,720	18,720	
10-68-869-09	DWS QULTY IMPRV- GPJH TRAVEL	.00	.00	.00	8,412	20,000	20,000	
10-68-870-00	DWS QUALITY IMPROVEMENT RSVLT	.00	.00	.00	.00	.00	.00	
10-68-870-01	DWS QULTY IMPRV RSVLT SALARIES	.00	.00	.00	33,168	96,580	96,580	
10-68-870-02	DWS QULTY IMPRV RSVLT BENEFITS	.00	.00	.00	4,023	17,401	17,401	
10-68-870-03	DWS QULTY IMPRV RSVLT SUPPLIES	.00	.00	.00	2,232	3,600	3,600	
10-68-870-04	DWS QULTY IMPRV RSVLT MATERIAL	.00	.00	.00	1,505	5,000	5,000	
10-68-870-07	DWS QULTY IMPRV RSVLT EQUIPMN	.00	.00	.00	757	1,200	1,200	
10-68-870-08	DWS QULTY IMPRV RSVLT SRVS/FEE	.00	.00	.00	8,105	18,720	18,720	
10-68-871-00	US OFFICE OF JST-BYRNE	.00	.00	.00	.00	.00	.00	
10-68-871-01	OFFICE OF JUST-BYRNE PERSONNE	56,009	.00	.00	.00	.00	.00	
10-68-871-02	OFFICE OF JUST-BYRNE BENEFITS	11,682	.00	.00	.00	.00	.00	
10-68-871-03	OFFICE OF JUST-BYRNE TRAVEL/TR	464	.00	.00	.00	.00	.00	
10-68-871-04	OFFICE OF JUST-BYRNE SUP/MAINT	947	.00	.00	.00	.00	.00	
10-68-871-05	OFFICE OF JUST-BYRNE FEES/SRVC	10,350	.00	.00	.00	.00	.00	
10-68-871-06	OFFICE OF JUST-BYRNE EQUIPMENT	.00	.00	.00	.00	.00	.00	
10-68-871-07	OFFICE OF JUST-BYRNE OTHER	1,729	.00	.00	.00	.00	.00	

Account Number	Account Title	2012-13 Pri Year 3 Actual	2013-14 Pri Year 2 Actual	2014-15 Pri Year Actual	04/16 Cur YTD Actual	2015-16 Cur Year Budget	2016-17 Fut Year Budget	2016-17 Fut Year Budget
10-68-875-00	UNITED WAY- ROLL-OVER	.00	.00	.00	.00	.00	.00	
10-68-875-04	UW ROLL-OVER MATERIAL/SUPPLIES	.00	.00	6,018	.00	.00	.00	
10-68-875-08	UW ROLL-OVER PURCHASED PRO/TE	.00	.00	361	.00	.00	.00	
10-68-876-00	UNITED WAY	.00	.00	.00	111	.00	.00	
10-68-876-01	UNITED WAY PERSONNEL	127,731	168,118	162,114	64,665	127,000	127,000	
10-68-876-02	UNITED WAY BENEFITS	49,375	63,892	62,001	29,524	54,500	54,500	
10-68-876-03	UNITED WAY TRAVEL/TRANSPORT	47	.00	.00	.00	.00	.00	
10-68-876-04	UNITED WAY MATERIALS/SUPPLIES	3,655	2,017	12,974	5,764	4,929	4,929	
10-68-876-05	UNITED WAY EVALUATION	29,490	29,490	36,330	41,495	41,500	41,500	
10-68-876-06	UNITED WAY OTHER	23,993	2,517	11,000	6,565	11,000	11,000	
10-68-876-10	UNITED WAY STEM	.00	.00	.00	.00	.00	.00	
10-68-877-00	UNITED WAY STEM CENTER 2014-15	.00	.00	.00	.00	29,204	29,204	
10-68-877-01	UNITED WAY STEM SALARIES	.00	3,919	.00	.00	.00	.00	
10-68-877-02	UNITED WAY STEM- BENEFITS	.00	300	55	28	.00	.00	
10-68-877-04	UNITED WAY STEM MATERIAL/SUPPLY	.00	.00	754	240	.00	.00	
10-68-877-07	UNITED WAY STEM PRGM START UP	.00	.00	7,858	.00	.00	.00	
10-68-880-00	SL COUNTY K-6 GRANT	.00	.00	.00	.00	.00	.00	
10-68-880-01	SL COUNTY K6 GRANT - SALARIES	11,780	17,831	9,896	8,295	14,064	14,064	
10-68-880-02	SL COUNTY K6 GRANT - BENEFITS	970	1,423	947	801	1,406	1,406	
10-68-880-03	K6 GRANT - CONTRACTED SERVICES	.00	.00	.00	.00	.00	.00	
10-68-880-04	SLC K6 GRANT - TRANSPORTATION	11,441	10,023	25,029	16,501	24,250	24,250	
10-68-880-05	SL COUNTY K6 GRANT - TRAINING	3,077	4,000	1,754	990	.00	.00	
10-68-880-06	SL COUNTY K6 GRANT - SUPPLIES	11,732	5,588	8,735	3,407	4,010	4,010	
10-68-880-10	SL COUNTY K6 GRANT - OTHER	.00	.00	.00	.00	.00	.00	
10-68-881-00	SL COUNTY BEHAVIORAL HEALTH	.00	.00	.00	.00	.00	.00	
10-68-881-01	SLCO BEHAVIOR HEALTH SALARIES	.00	.00	.00	.00	31,500	31,500	
10-68-881-02	SLCO BEHAVIOR HEALTH BENEFITS	.00	.00	.00	.00	13,400	13,400	
10-68-881-06	SLCO BEHAVIOR HEALTH SUPPLIES	.00	.00	.00	.00	100	100	
10-68-884-00	PRIVATE GRANT - HONDA	.00	.00	.00	.00	.00	.00	
10-68-885-00	NAMI PREVENTION BY DESIGN	.00	.00	.00	.00	.00	.00	
10-68-885-03	NAMI - SUPPLIES	.00	2,333	732	1,584	2,500	2,500	
10-68-885-04	NAMI - TRANSPORTATION	.00	.00	.00	1,974	1,023	1,023	
10-68-885-05	NAMI - TRAINING	.00	990	1,960	.00	1,700	1,700	
10-68-885-06	NAMI - CONTRACTS	.00	.00	10,699	.00	12,000	12,000	
10-68-886-00	AMERICORPS	.00	.00	.00	.00	.00	.00	
10-68-886-01	AMERICORPS PERSONNEL	.00	.00	.00	.00	.00	.00	
10-68-886-02	AMERICORPS BENEFITS	.00	.00	.00	.00	.00	.00	
10-68-890-00	UTAH CCJJ DELINQ PREVENT PAL	.00	.00	.00	400	.00	.00	
10-68-890-01	UTAH CCJJ PAL SALARIES	.00	33,424	31,812	21,964	29,612	29,612	
10-68-890-02	UTAH CCJJ PAL BENEFITS	.00	2,722	2,567	1,821	4,307	4,307	
10-68-890-03	UTAH CCJJ PAL SUPPLIES	.00	4,245	1,507	3,664	3,681	3,681	
10-68-890-04	UTAH CCJJ PAL TRAVEL/TRAINING	.00	.00	.00	4,655	6,400	6,400	
10-68-891-00	SSBG	.00	.00	.00	.00	.00	.00	
10-68-891-01	SSBG PERSONNEL	.00	.00	.00	.00	.00	.00	
10-68-891-02	SSBG BENEFITS	.00	.00	.00	.00	.00	.00	
10-68-891-05	SSBG CONTRACTS	.00	.00	.00	.00	.00	.00	
10-68-891-08	SSBG OPERATING COSTS	.00	.00	.00	.00	.00	.00	
10-68-891-09	SSBG STAFF TRAINING	.00	.00	.00	.00	.00	.00	
10-68-896-00	PAL MENTORING	.00	.00	.00	.00	.00	.00	
10-68-896-01	PAL MENTORING PERSONNEL	12,728	.00	.00	.00	.00	.00	
10-68-896-02	PAL MENTORING BENEFITS	975	.00	.00	.00	.00	.00	
10-68-896-03	PAL MENTORING TRAVEL	282	.00	.00	.00	.00	.00	
10-68-896-04	PAL MENTORING SUPPLIES	421	.00	.00	.00	.00	.00	
10-68-896-05	PAL MENTORING CONTRACTS	.00	.00	.00	.00	.00	.00	
10-68-896-06	PAL MENTORING OTHER	439	.00	.00	.00	.00	.00	
10-68-897-00	UTAH CCJJ TITLE II-LINCOLN	.00	.00	.00	.00	.00	.00	

Account Number	Account Title	2012-13 Pri Year 3 Actual	2013-14 Pri Year 2 Actual	2014-15 Pri Year Actual	04/16 Cur YTD Actual	2015-16 Cur Year Budget	2016-17 Fut Year Budget	2016-17 Fut Year Budget
10-68-897-01	UT TITLE II- LINCOLN PERSONNEL	.00	.00	.00	.00	.00	.00	
10-68-897-04	UT TITLE II- LINCOLN ESO	.00	.00	.00	.00	.00	.00	
10-68-897-05	UT TITLE II-LINCOLN CONTRACTED	.00	.00	.00	.00	.00	.00	
10-68-898-00	UTAH CCJJ TITLE II - ROOSEVELT	.00	.00	.00	.00	.00	.00	
10-68-898-01	UT TITLE II - ROSVLT PERSONNEL	13,443	9,071	7,365	.00	.00	.00	
10-68-898-02	UT TITLE II - ROSVLT BENEFITS	491	918	797	.00	.00	.00	
10-68-898-03	UT TITTLE II - ROSVLT TRAVEL	959	.00	.00	.00	.00	.00	
10-68-898-04	UT TITLE II - ROSVLT SUPPLIES	4,696	5,917	.00	.00	.00	.00	
10-68-898-05	UT TITLE II - ROSVLT CONTRACTS	13,268	4,300	.00	.00	.00	.00	
10-68-899-00	UT CCJJ TITLE II CONTINUATION	.00	.00	.00	.00	.00	.00	
10-68-899-01	CCJJ TITLE II CONTINU- SALARY	.00	8,095	.00	.00	.00	.00	
10-68-899-02	CCJJ TITLE II CONTINU- BENEFIT	.00	855	.00	.00	.00	.00	
Total SSL PROMISE:		1,270,144	1,102,371	1,552,603	1,519,530	2,384,309	2,101,989	

COMMUNITY EVENTS

10-69-120-00	PART-TIME SALARIES	.00	.00	.00	.00	.00	.00	
10-69-140-00	OVERTIME	.00	.00	.00	.00	.00	.00	
10-69-150-00	EMPLOYEE BENEFITS	.00	.00	.00	.00	.00	.00	
10-69-190-00	SERVICE AWARDS	.00	.00	.00	95	.00	.00	
10-69-430-00	COMMUNITY EVENTS	.00	.00	.00	.00	.00	.00	
10-69-430-01	MUSIC FESTIVAL (ST. ANNE'S)	.00	.00	.00	.00	.00	.00	
10-69-430-02	FOURTH OF JULY	54,873	53,099	29,127	14,554	20,000	20,000	
10-69-430-08	HUCK FINN DAYS	2,247	2,595	2,085	.00	2,500	2,500	
10-69-430-09	GENERAL ADVERTISE & OPERATING	.00	.00	.00	.00	2,000	2,000	
10-69-430-10	SSL - 75TH ANNIVERSARY	.00	3,458	.00	.00	.00	.00	
10-69-430-11	CITY NEWSLETTER/OUTREACH	56,249	93,601	85,691	68,314	70,000	70,000	
10-69-430-12	CITY FLOAT EXPENSES	.00	.00	.00	.00	.00	.00	
10-69-430-13	OTHER DONATIONS	3,782	7,797	4,504	5,975	4,500	4,500	
10-69-430-14	CHAMBER OF COMMERCE	22,500	27,775	.00	.00	.00	.00	
10-69-430-15	YOUTH CITY COUNCIL	4,505	3,266	5,384	206	4,500	4,500	
10-69-430-16	SENIOR CITIZENS	5,107	4,826	5,838	3,047	5,000	5,000	
10-69-430-17	RECREATION NEWS	.00	.00	.00	.00	.00	.00	
10-69-430-18	EMPLOYEE AWARDS	.00	.00	.00	.00	.00	.00	
10-69-430-19	NON-PROFIT CORPORATION SET-UP	.00	.00	.00	.00	.00	.00	
10-69-430-21	NIGHT OUT	.00	.00	.00	.00	.00	.00	
10-69-430-22	CITIZEN ACADEMIES	.00	.00	.00	.00	.00	.00	
10-69-430-23	FESTIVALS	14,614	12,899	15,024	11,221	15,000	15,000	
10-69-430-24	ARTS COUNCIL - ENTERTAINMENT	.00	.00	.00	6,060	7,000	7,000	
10-69-430-25	ARTS COUNCIL	8,500	6,200	15,175	9,121	49,800	41,000	
10-69-430-26	COMMUNITY BEAUTIFICATION	7,896	3,508	4,957	.00	8,000	.00	
10-69-430-27	MUSICAL PROGRAMS	.00	.00	.00	.00	.00	.00	
10-69-430-28	MISS SSL SCHOLARSHIP	862	825	750	.00	2,000	2,000	
10-69-430-29	SPORTS TICKETS	.00	.00	.00	.00	.00	.00	
10-69-600-00	SUNDRY EXPENSE	327	130	.00	.00	500	500	
10-69-797-00	EQUIPMNT/FURNITURE ACQUISITION	.00	.00	.00	.00	.00	.00	
Total COMMUNITY EVENTS:		181,463	219,981	168,534	118,592	190,800	174,000	

TRANSFERS

10-95-920-00	TRANSFER TO RDA - ECON DEV	.00	.00	289,000	.00	300,000	338,000	
10-95-921-00	TRANSFER TO RDA-DEBT SERVICE	920,000	921,000	932,000	.00	939,000	950,000	
10-95-927-00	TRANS TO (FROM) SPEC GUARANTY	.00	.00	.00	.00	.00	.00	
10-95-928-00	TRANS-CITY HALL DEBT SERVICE	.00	.00	.00	.00	.00	.00	
10-95-930-00	TRANSFER TO SOLID WASTE FUND	.00	.00	44,000	.00	.00	.00	
10-95-931-00	TRANSFER TO CAPITAL IMPROV FUN	.00	.00	.00	.00	62,700	.00	

Account Number	Account Title	2012-13 Pri Year 3 Actual	2013-14 Pri Year 2 Actual	2014-15 Pri Year Actual	04/16 Cur YTD Actual	2015-16 Cur Year Budget	2016-17 Fut Year Budget	2016-17 Fut Year Budget
10-95-933-00	TRANSFER TO INSURANCE FUND	.00	.00	.00	.00	.00	.00	
10-95-935-00	TRANSFER FROM RECYCLE FUND	.00	.00	.00	.00	.00	.00	
10-95-940-00	TRANSFER FROM HOUSING FUND	.00	.00	.00	.00	.00	.00	
Total TRANSFERS:		920,000	921,000	1,265,000	.00	1,301,700	1,288,000	
GENERAL FUND Revenue Total:		23,268,941	23,612,641	24,408,397	17,053,224	27,361,584	26,522,317	
GENERAL FUND Expenditure Total:		23,165,021	23,645,876	24,407,964	18,969,911	27,361,584	26,522,317	
Net Total GENERAL FUND:		103,920	33,235-	433	1,916,687-	.00	.00	

Debt Service Fund

Account Number	Account Title	2012-13 Pri Year 3 Actual	2013-14 Pri Year 2 Actual	2014-15 Pri Year Actual	04/16 Cur YTD Actual	2015-16 Cur Year Budget	2016-17 Fut Year Budget	2016-17 Fut Year Budget
LEASED EQUIPMENT DEBT SERVICE								
DEBT SERVICE								
33-78-810-00	FIRE TRUCK LEASE PRINCIPAL	.00	.00	189,883	194,536	190,000	199,500	
33-78-820-00	FIRE TRUCK LEASE INTEREST	.00	.00	24,429	19,777	24,500	15,100	
33-78-830-00	PAYING AGENT FEES	.00	.00	.00	.00	4,000	4,000	
33-78-850-00	PUBLIC WORKS LEASE PRINCIPAL	98,376	102,104	105,974	80,491	106,000	83,000	
33-78-860-00	PUBLIC WORKS LEASE INTEREST	11,615	7,886	4,016	10,533	4,100	8,700	
Total DEBT SERVICE:		109,991	109,991	324,303	305,335	328,600	310,300	
TRANSFERS								
33-95-911-00	TRANSFER FROM CAPITAL FUND	109,991-	109,991-	324,303-	.00	328,600-	310,300-	
Total TRANSFERS:		109,991-	109,991-	324,303-	.00	328,600-	310,300-	
LEASED EQUIPMENT DEBT SERVICE Revenue Total:								
		.00	.00	.00	.00	.00	.00	
LEASED EQUIPMENT DEBT SERVICE Expenditure Total:								
		.00	.00	.00	305,335	.00	.00	
Net Total LEASED EQUIPMENT DEBT SERVICE:								
		.00	.00	.00	305,335-	.00	.00	

South Salt Lake City, Utah

\$423,000 Equipment Lease Purchase

Dated February 4, 2015

Debt Service Schedule

Date	Principal	Coupon	Interest	Total P+I
02/04/2015	-	-	-	-
02/04/2016	80,490.51	2.490%	10,532.70	91,023.21
02/04/2017	82,494.73	2.490%	8,528.49	91,023.22
02/04/2018	84,548.85	2.490%	6,474.37	91,023.22
02/04/2019	86,654.11	2.490%	4,369.10	91,023.21
02/04/2020	88,811.80	2.490%	2,211.41	91,023.21
Total	\$423,000.00	-	\$32,116.07	\$455,116.07

Yield Statistics

Bond Year Dollars	\$1,289.80
Average Life	3.049 Years
Average Coupon	2.4900001%

Net Interest Cost (NIC)	2.4900001%
True Interest Cost (TIC)	2.4900001%
Bond Yield for Arbitrage Purposes	2.4900001%
All Inclusive Cost (AIC)	2.7377100%

IRS Form 8038

Net Interest Cost	2.4900001%
Weighted Average Maturity	3.049 Years

AERIAL PLATFORM FIRE TRUCK LEASE PMT'S

E28

(c) Payment Schedule:

Accrual Date: August 7, 2013

Rent Payment Number	Rent Payment Date	Rent Payment Amount	Interest Portion	Principal Portion	Termination Value
1	8/7/2014	214,312.11	24,428.76	189,883.35	831,424.91
2	8/7/2015	214,312.11	19,776.61	194,535.50	631,053.34
3 →	8/7/2016	<u>214,312.11</u>	15,010.49	199,301.62	425,772.68
4	8/7/2017	214,312.11	10,127.60	204,184.51	215,462.63
5	8/7/2018	214,312.11	5,125.09	209,187.02	1.00

City of South Salt Lake
("Lessee")

By: Cherie Wood
Title: Mayor

Oshkosh Capital
("Lessor")

By: Sandra Thomas
Title: Operations Manager

Capital Improvements Fund

CAPITAL IMPROVEMENTS FUND 2016-17 TENTATIVE BUDGET

Revenue:

2016-17

40-3130-000	SALES TAXES	\$800,000	
40-3135-000	SALES TAXES-CITY OPTION	520,000	
40-3316-000	POLICE BLOCK GRANT	30,000	
40-3318-000	POLICE BULLET PROOF VEST GRANT	10,000	
40-3319-000	FEDERAL CDBG GRANT	150,000	
40-3340-010	STATE GRANTS	300,000	HB 77 Road Funds
40-3340-030	STATE GRANTS - SAFG	7,500	
40-3387-000	SL COUNTY GRANT	375,000	Transportation
40-3387-000	SL COUNTY GRANT	252,000	Arts
40-3610-000	INTEREST EARNINGS	65,000	
40-3640-000	SALE OF FIXED ASSETS	55,000	
40-3890-000	APPROPRIATION FRM FUND BALANCE	425,300	
		<u>425,300</u>	
		<u>\$2,989,800</u>	

Expenditures:

40-80-704-00	PARK IMPROVEMENTS	\$21,000	(A)
40-80-704-01	PARK/RECREATION LAND PURCHASE	18,000	Todd Property/Fitts Park
40-80-704-02	PARKS PROJECTS DESIGN	10,000	Irrigation/Surveys
40-80-712-00	MORRIS AVENUE CITY HALL	200,000	Elevator Rebuild/HVAC Upgrade
40-80-715-00	POLICE STATION	15,000	Door replace/sinks/countertops
40-80-715-00	POLICE STATION	75,000	Elevator rehab - carryover FY 16
40-80-715-01	POLICE STATION PROJECT DESIGN	5,000	Safety Enhancements
40-80-716-00	FIRE STATION IMPROVEMENTS	26,000	Overhead door replace/#43 carpet
40-80-722-00	SCOTT SCHOOL	99,000	Pottery Studio Renovation/Monument
40-80-722-00	SCOTT SCHOOL - SL COUNTY PARTICIPATE	252,000	Pottery Studio Renovation - Arts
40-80-723-00	PAL/CENT PRK FACILITY IMPROVEMENTS	94,000	Asphalt/Concrete Seal/Restrooms/Irrig.
40-80-723-01	PAL/CENT PRK FACILITY IMPROVMNTS - CDBG	150,000	Restrooms
40-80-723-02	PAL FACILITY PROJECT DESIGN	33,000	Restrooms/Irrigation
40-80-725-00	PUBLIC WORKS BUILDING	59,000	(B)
40-80-727-00	COLUMBUS CENTER IMPROVEMENTS	50,000	Tower Repair/Maintenance
40-80-728-00	STREET LIGHTING	100,000	Complete Project
40-80-729-01	3300 S COMMUTER TRAIL	240,000	Complete Project-County Funds
40-80-729-02	300 W TRAIL CROSSING	135,000	Complete Project-County Funds
40-80-730-00	SAFE SIDEWALKS	60,000	
40-80-731-00	MISC CURB/GUTTER PROJECTS	40,000	
40-80-732-00	TREE TRIMMING	20,000	
40-80-740-00	GATEWAY IMPROVEMENTS	25,000	
40-80-746-00	2700 SOUTH SIGNALS	300,000	HB 377 Funds - Main/300 W
40-80-751-00	POLICE VEHICLES	126,000	3 patrol, 2 Motor
40-80-752-02	POLICE BLOCK GRANT EXPENDITURE	30,000	Dash Camera Rotation
40-80-752-03	BULLET PROOF VEST GRANT EXP	20,000	
40-80-752-04	STATE SAFG GRANT EXPENDITURE	7,500	Dash Camera Rotation
40-80-753-01	POLICE - DASH CAMERA REPLACEMENT	34,500	Dash Camera Rotation
40-80-755-00	COMPUTER HARDWARE	136,000	(C)
40-80-755-01	POLICE HARDWARE	105,000	(D)
40-80-756-00	COMPUTER SOFTWARE	38,000	(E)
40-80-761-00	PUBLIC WORKS EQUIPMENT	12,000	Bobcat Lease/Backhoe Lease
40-80-761-03	PARKS EQUIPMENT/MOWERS	22,500	Dixie Chopper Replace
40-80-796-00	CAPITAL PROJECTS DESIGN - GENERAL	15,000	
40-80-798-00	EOC - SUPPLIES/EQUIPMENT	20,000	
40-80-800-01	WEBSITE DEVELOPMENT	6,000	Finish Project/Maintenance
40-95-925-00	TRANSFER TO LEASED EQUIP FUND	310,300	Fire Truck/Road Equip Pmt
40-95-935-00	TRANSFER TO AMBULANCE FUND	80,000	
	Expenditures	<u>\$2,989,800</u>	
	Revenue	<u>\$2,989,800</u>	
	Difference	<u>\$0</u>	

- (A) \$9,000 Front Street Fence, \$10,000 Fitts Park Tree Removal, \$2,000 Shop Area Fire Cabinet
- (B) \$40,000 3 phase power, \$14,000 Sewer Line Repair, \$5,000 Comm Service Bldg Communications
- (C) \$60,000 PAL/Animal Shelter Camera Systems, \$15,000 Document Imaging Server, \$14,000 Fire Dept Tablets
- (D) \$50,000 Police Notebook Computers Rotation, Patrol Printers
- (E) \$38,000 Document Imaging, Macro Paver Software

Account Number	Account Title	2012-13 Pri Year 3 Actual	2013-14 Pri Year 2 Actual	2014-15 Pri Year Actual	04/16 Cur YTD Actual	2015-16 Cur Year Budget	2016-17 Fut Year Budget	2016-17 Fut Year Budget
40-3749-000	LEASE PROCEEDS	.00	997,092	420,000	.00	.00	.00	
40-3750-000	PROCEEDS FROM SID BOND-2100 S	.00	.00	.00	.00	.00	.00	
Total REVENUE:		.00	997,092	420,000	.00	.00	.00	
TRANS/APPROPRIATN-FUND BALANCE								
40-3855-000	SUNDRY REVENUE	.00	1,801	7,000	.00	.00	.00	
40-3890-000	APPROPRIATION FRM FUND BALANC	.00	.00	.00	.00	2,889,600	425,300	
40-3891-000	PROCEEDS FROM INTERFUND XFER	.00	.00	.00	.00	62,700	.00	
40-3892-000	TRANS-RESRV-MAJOR ROAD IMPRO	.00	.00	.00	.00	.00	.00	
Total TRANS/APPROPRIATN-FUND BALANCE:		.00	1,801	7,000	.00	2,952,300	425,300	
CAPITAL EXPENDITURES								
40-80-701-00	GRANITE PROPERTY EXPENDITURES	.00	.00	.00	.00	.00	.00	
40-80-701-01	GRANITE PROPERTY-PURCHASE	182,773	.00	.00	.00	.00	.00	
40-80-701-02	GRANITE PROPERTY-DESIGN	.00	.00	.00	.00	.00	.00	
40-80-701-03	GRANITE PROPERTY-MAINT/OTHER	.00	.00	.00	.00	.00	.00	
40-80-701-05	GRANITE MAINT-PERSONNEL	.00	.00	.00	.00	.00	.00	
40-80-701-06	GRANITE MAINT-UTILITIES	121,153	.00	.00	.00	.00	.00	
40-80-701-07	GRANITE MAINT-BUILDINGS	8,324	.00	.00	.00	.00	.00	
40-80-701-08	GRANITE MAINT-PARK SPACE	.00	.00	.00	.00	.00	.00	
40-80-701-09	GRANITE MAINT-POOL	.00	.00	.00	.00	.00	.00	
40-80-702-00	ANIMAL SHELTER LAND	.00	.00	.00	.00	.00	.00	
40-80-703-00	STREET SHOP LAND-OAKLAND	.00	.00	.00	.00	.00	.00	
40-80-704-00	PARK IMPROVEMENTS	9,007	.00	8,790	15,876	103,000	21,000	
40-80-704-01	PARK/RECREATION LAND PURCHAS	12,635	12,635	12,635	12,635	13,000	18,000	
40-80-704-02	PARKS IMPROVEMENTS - DESIGN	450	.00	.00	.00	.00	10,000	
40-80-705-00	BOYS/GIRLS CLUB PROP PURCHASE	.00	44,809	.00	.00	.00	.00	
40-80-705-01	JORDAN PKWY-FED TRAILS GRANT	.00	.00	.00	.00	.00	.00	
40-80-705-02	JORDAN PKWY-2100 SOUTH BRIDGE	.00	.00	.00	.00	.00	.00	
40-80-705-03	JORDAN PKWY-EPA GRANT	.00	.00	.00	.00	.00	.00	
40-80-705-04	JORDAN PKWY GRANT 3	.00	.00	.00	.00	.00	.00	
40-80-705-05	JORDAN PKWY LAND CONS GRANT	.00	.00	.00	.00	.00	.00	
40-80-706-00	CITY HALL	.00	.00	.00	.00	.00	.00	
40-80-706-01	CITY HALL LAND-BOYER	.00	.00	.00	.00	.00	.00	
40-80-706-02	CITY HALL - TENANT IMPROVEMENT	.00	.00	.00	.00	.00	.00	
40-80-712-00	MORRIS AVENUE CITY HALL	.00	75,466	.00	3,671	77,000	200,000	
40-80-712-01	CITY HALL REMODEL	.00	.00	.00	.00	.00	.00	
40-80-713-00	FLEET FACILITY	.00	16,931	.00	.00	.00	.00	
40-80-714-00	PUBLIC WORKS BUILDING	.00	.00	31,752	.00	.00	.00	
40-80-715-00	POLICE STATION	8,450	14,989	29,094	31,725	111,000	90,000	
40-80-715-01	POLICE STATION - DESIGN	.00	.00	.00	.00	.00	5,000	
40-80-716-00	FIRE STATION IMPROVEMENTS	8,705	42,718	55,839	41,526	55,000	26,000	
40-80-716-01	FIRE STATION REPAIRS	.00	.00	.00	.00	.00	.00	
40-80-721-00	PROPERTY IMPROVEMENTS	.00	.00	64,431	.00	.00	.00	
40-80-722-00	SCOTT SCHOOL	128,868	11,059	11,183	47,750	80,000	351,000	
40-80-723-00	PAL FACILITY IMPROVEMENTS	111,802	673,783	114,145	66,526	72,000	94,000	
40-80-723-01	PAL FACILITY IMPROVMNTS - CDBG	37,844	233,911	54,829	106,361	89,000	150,000	
40-80-723-02	PAL FACILITY - DESIGN	.00	.00	.00	.00	.00	33,000	
40-80-725-00	PUBLIC WORKS BUILDING	.00	.00	7,438	.00	.00	59,000	
40-80-726-00	ANIMAL SHELTER BUILDING	4,465	.00	13,428	5,597	9,000	.00	
40-80-727-00	COLUMBUS CENTER IMPROVEMENT	162,139	6,589	103,605	23,860	118,000	50,000	
40-80-728-00	STREET LIGHTING	431,525	.00	482,710	118,073	733,000	100,000	
40-80-729-00	UTA PROJECTS	.00	.00	.00	.00	.00	.00	
40-80-729-01	3300 S COMMUTER TRAIL	.00	.00	.00	.00	240,000	240,000	

Account Number	Account Title	2012-13 Pri Year 3 Actual	2013-14 Pri Year 2 Actual	2014-15 Pri Year Actual	04/16 Cur YTD Actual	2015-16 Cur Year Budget	2016-17 Fut Year Budget	2016-17 Fut Year Budget
40-80-729-02	300 W TRAIL CROSSING	.00	.00	.00	.00	135,000	135,000	
40-80-729-03	UTA PROJECTS-PLANS/STUDIES	.00	.00	.00	.00	.00	.00	
40-80-730-00	SAFE SIDEWALKS	61,788	48,833	59,156	6,758	60,000	60,000	
40-80-731-00	MISC CURB/GUTTER PROJECTS	.00	.00	22,639	10,964	40,000	40,000	
40-80-731-01	FLOOD CONTROL EXPENDITURES	.00	.00	.00	.00	.00	.00	
40-80-731-02	STORM DRAIN IMPACT FEES-SLCNTY	.00	.00	.00	.00	.00	.00	
40-80-732-00	TREE TRIMMING	14,345	10,170	9,835	14,710	20,000	20,000	
40-80-734-00	MISCELLANEOUS PARKS	.00	.00	.00	.00	.00	.00	
40-80-735-00	TREE GRANT EXPENDITURES	.00	.00	.00	.00	.00	.00	
40-80-736-00	CONCRETE MASTER PLAN	.00	.00	6,770	.00	.00	.00	
40-80-737-00	PLAYGROUND	.00	.00	.00	.00	.00	.00	
40-80-738-00	STREETCAR PROJECT	4,072,752	2,343,288	273,140	200,000	200,000	.00	
40-80-738-02	CRESTONE SID IMPORVEMENTS	.00	.00	.00	.00	.00	.00	
40-80-739-00	FENCING IMPROVEMENTS	.00	.00	.00	.00	.00	.00	
40-80-740-00	GATEWAY IMPROVEMENTS	61,762	954	14,341	524	20,000	25,000	
40-80-742-00	ACCESS ROAD/GATEWAY IRRIGATE	.00	.00	.00	.00	.00	.00	
40-80-742-01	2015-16 ROAD PROJECTS-COUNTY	.00	.00	.00	.00	.00	.00	
40-80-742-02	ROAD PROJECTS 2011-12	239,063	.00	.00	.00	.00	.00	
40-80-742-03	300 E RECONSTRUCTION	.00	.00	143,656	37,550	530,000	.00	
40-80-743-00	ROAD PROJECTS 2016-17	.00	.00	.00	.00	.00	.00	
40-80-745-01	2400 S/BURTON AVE ACCESS ROAD	.00	.00	.00	.00	.00	.00	
40-80-746-00	2700 SOUTH ROAD IMPROVEMENTS	.00	.00	.00	173,490	130,000	300,000	
40-80-747-00	I-15 ENHANCEMENTS	.00	.00	.00	.00	.00	.00	
40-80-748-00	500 WEST 3300 SOUTH ROAD	.00	.00	.00	.00	.00	.00	
40-80-749-00	STREETSCAPE EXPENDITURES	.00	.00	.00	.00	.00	.00	
40-80-750-00	POLICE EQUIPMENT	135,800	58,276	58,897	1,575	.00	.00	
40-80-750-01	ANIMAL SHELTER CAGES	.00	.00	.00	.00	.00	.00	
40-80-751-00	POLICE VEHICLES	179,217	214,721	280,803	327,769	330,000	126,000	
40-80-751-01	ANIMAL CONTROL TRUCK	.00	.00	.00	.00	.00	.00	
40-80-752-00	POLICE GRANT EXPENDITURE	3,127	35,751	.00	32,530	.00	.00	
40-80-752-01	EQUITABLE SHARING GRANT EXPEN	.00	3,026	10,002	.00	.00	.00	
40-80-752-02	POLICE BLOCK GRANT EXPENDITUR	34,984	.00	.00	.00	33,500	30,000	
40-80-752-03	BULLET PROOF VEST GRANT EXP	.00	19,169	4,495	7,816	20,000	20,000	
40-80-752-04	STATE SAFG GRANT EXPENDITURE	.00	.00	.00	12,500	7,500	7,500	
40-80-753-01	DASH CAMERA REPLACEMENT	.00	.00	.00	.00	.00	34,500	
40-80-753-02	STREET DECORATIONS/BANNERS	.00	8,184	.00	.00	10,000	.00	
40-80-754-00	RADIOS	129,968	.00	.00	.00	.00	.00	
40-80-754-01	RADIOS FOR STREET DEPARTMENT	12,759	.00	.00	.00	.00	.00	
40-80-754-02	RADIO REPEATER	.00	.00	.00	.00	.00	.00	
40-80-754-03	RADIO EQUIPMENT	.00	.00	.00	.00	.00	.00	
40-80-755-00	COMPUTER HARDWARE	210,521	209,972	119,947	102,144	155,000	136,000	
40-80-755-01	POLICE HARDWARE	67,962	146,607	54,065	3,286	63,000	105,000	
40-80-755-02	FEDERAL GRANT P/D HARDWARE	.00	.00	.00	.00	.00	.00	
40-80-755-03	GIS EQUIPMENT	.00	.00	.00	.00	.00	.00	
40-80-756-00	COMPUTER SOFTWARE	75,482	81,029	19,410	2,515	39,000	38,000	
40-80-756-01	PUBLIC SAFETY SOFTWARE	.00	19,111	.00	.00	.00	.00	
40-80-757-00	FIRE EQUIPMENT	3,699	.00	.00	128,000	128,000	.00	
40-80-757-01	CONFINED SPACE FIRE EQUIPMENT	.00	.00	.00	.00	.00	.00	
40-80-757-02	FIRE STATION EQUIPMENT	.00	.00	.00	.00	.00	.00	
40-80-757-03	DEFIBRILLATOR UPGRADE	.00	.00	.00	.00	.00	.00	
40-80-757-04	FREEWAY RESPONSE UNIT & RADIO	.00	.00	.00	.00	.00	.00	
40-80-757-05	FIRE VEHICLE	138,876	1,002,019	.00	.00	.00	.00	
40-80-757-06	PARAMEDIC EQUIPMENT	.00	.00	.00	.00	.00	.00	
40-80-758-00	FURNITURE/EQUIPMENT	15,782	4,374	.00	14,056	16,000	.00	
40-80-758-01	COURT TECHNOLOGY EQUIPMENT	.00	.00	.00	.00	.00	.00	
40-80-759-00	PUBLIC WORKS VEHICLES	85,194	61,383	.00	.00	.00	.00	

Account Number	Account Title	2012-13 Pri Year 3 Actual	2013-14 Pri Year 2 Actual	2014-15 Pri Year Actual	04/16 Cur YTD Actual	2015-16 Cur Year Budget	2016-17 Fut Year Budget	2016-17 Fut Year Budget
40-80-759-01	PUBLIC WORKS LOADER	.00	.00	154,810	.00	.00	.00	
40-80-759-02	STREET DEPT BACKHOE	.00	.00	.00	891	89,000	.00	
40-80-759-03	PARK PICK-UP TRUCK	.00	54,014	.00	.00	.00	.00	
40-80-759-04	STREET DEPARTMENT TRUCK	.00	.00	47,950	.00	.00	.00	
40-80-759-05	STREET DEPT SWEEPER	.00	.00	263,850	.00	.00	.00	
40-80-759-07	EXCAVATOR	.00	.00	.00	.00	.00	.00	
40-80-759-08	STREET 10 WHEEL TRUCK	.00	.00	.00	.00	.00	.00	
40-80-759-09	STREET BOBTAIL TRUCK	.00	.00	.00	.00	.00	.00	
40-80-759-10	STREET DEPARTMENT TRAILERS	.00	.00	.00	13,530	36,000	.00	
40-80-759-11	STREET PICK-UP TRUCK	.00	.00	.00	32,640	33,000	.00	
40-80-759-12	URBAN LIVABILITY EQUIPMENT	.00	28,574	2,475	.00	.00	.00	
40-80-759-13	STREET DEPARTMENT WATER TRUC	.00	.00	.00	.00	.00	.00	
40-80-759-14	BLDG DEPARTMENT PICK-UP	.00	.00	.00	.00	.00	.00	
40-80-759-15	URBAN LIV/ANIMAL CNTRL VEHICLE	.00	.00	.00	29,988	33,000	.00	
40-80-760-00	ANNEXATION EQUIPMENT/FURNITUR	.00	.00	.00	.00	.00	.00	
40-80-761-00	PUBLIC WORKS EQUIPMENT	62,115	119,282	29,434	85,482	85,000	12,000	
40-80-761-01	LEAF TUBE BROOM	.00	.00	.00	.00	.00	.00	
40-80-761-02	PARKS VEHICLES	.00	.00	29,376	28,684	32,000	.00	
40-80-761-03	MOWERS/PARKS EQUIPMENT	.00	.00	.00	.00	.00	22,500	
40-80-761-04	EMERGENCY GENERATOR	.00	.00	.00	.00	.00	.00	
40-80-761-05	SHOP EQUIPMENT	.00	.00	.00	6,987	7,000	.00	
40-80-761-06	PARKS TRACTOR-ACCESSORIES	.00	.00	.00	.00	.00	.00	
40-80-761-07	SNOW PLOWS	.00	.00	.00	.00	.00	.00	
40-80-762-00	MOBILE EMERGENCY COMMAND CE	.00	.00	.00	.00	.00	.00	
40-80-763-01	BUILDING DEPARTMENT PICKUP	.00	.00	.00	.00	.00	.00	
40-80-764-00	RECREATION DEPT PICK-UP TRUCK	.00	.00	.00	.00	.00	.00	
40-80-765-00	HOMELAND SECURITY GRANT EXPE	.00	.00	.00	.00	.00	.00	
40-80-765-01	HOMELAND SECURITY-BUFFER ZON	.00	.00	.00	.00	.00	.00	
40-80-766-00	PHONE SYSTEM & VOICE MAIL	58,959	59,378	.00	2,103	.00	.00	
40-80-767-00	FIRE TRUCK	.00	.00	.00	.00	.00	.00	
40-80-767-01	AERIAL FIRE TRUCK	.00	.00	.00	.00	.00	.00	
40-80-768-00	SENIOR BUS	.00	.00	.00	.00	.00	.00	
40-80-768-02	ENGINEERING DEPT TRUCK	.00	.00	.00	.00	.00	.00	
40-80-768-03	ADMIN VEHICLES	.00	.00	.00	35,928	37,000	.00	
40-80-770-00	FIRE ADMIN VEHICLES	.00	.00	.00	59,770	65,000	.00	
40-80-780-00	LEASE ISSUANCE COSTS	.00	.00	.00	.00	.00	.00	
40-80-780-01	BOND ISSUANCE COSTS- SID 2100S	.00	.00	.00	.00	.00	.00	
40-80-782-01	BOND RESERVE-SID 2100 SOUTH	.00	.00	.00	.00	.00	.00	
40-80-790-00	PUBLIC WIRELESS NETWORK	.00	.00	.00	.00	.00	.00	
40-80-791-00	REFUNDING OF CITY HALL BOND	.00	.00	.00	.00	.00	.00	
40-80-792-00	COMMUNITY CONNECTIONS TRAIL	.00	.00	.00	.00	.00	.00	
40-80-793-00	BOND EXPENSES	.00	.00	.00	37,137	38,000	.00	
40-80-794-00	AERIAL MAPPING AND TOPOGRAPHY	.00	.00	.00	.00	.00	.00	
40-80-796-00	CAPITAL PROJECTS DESIGN	.00	.00	.00	.00	.00	15,000	
40-80-797-00	CITY HALL CONSULTING	.00	.00	.00	39,148	.00	.00	
40-80-798-00	EOC - SUPPLIES/EQUIPMENT	20,457	14,120	15,184	6,770	26,000	20,000	
40-80-798-01	EMERGENCY GENERATOR STATION	.00	.00	.00	.00	.00	.00	
40-80-799-00	FIBRE OPTIC CABLE	.00	.00	7,082	45,918	54,000	.00	
40-80-800-00	LOSS ON SALE OF PROP-GRANITE	.00	.00	.00	.00	.00	.00	
40-80-800-01	WEBSITE DEVELOPMENT	.00	.00	47,350	2,590	6,000	6,000	
40-80-800-02	WATER/WELL Y2K CONTINGENCY	.00	.00	.00	.00	.00	.00	
40-80-922-00	TRANSFER TO BOND RESERVE	.00	.00	.00	.00	.00	.00	
40-80-923-00	TRANS TO HOUSING FUND	.00	.00	.00	.00	.00	.00	
Total CAPITAL EXPENDITURES:		6,912,749	5,675,121	2,664,546	1,977,354	4,178,000	2,599,500	

Account Number	Account Title	2012-13 Pri Year 3 Actual	2013-14 Pri Year 2 Actual	2014-15 Pri Year Actual	04/16 Cur YTD Actual	2015-16 Cur Year Budget	2016-17 Fut Year Budget	2016-17 Fut Year Budget
TRANSFERS								
40-95-920-00	OPERATING TRANSFER-SEWER FUN	.00	.00	.00	.00	.00	.00	
40-95-921-00	TRANSFER TO RDA FUND	.00	.00	.00	.00	2,000,000	.00	
40-95-922-00	TRANSFER HOUSING FUND	.00	.00	.00	.00	.00	.00	
40-95-923-00	TRANSFER TO WATER FUND	.00	.00	.00	.00	.00	.00	
40-95-924-00	TRANSFER TO SEWER FUND	.00	.00	.00	.00	.00	.00	
40-95-925-00	TRANSFER TO LEASED EQUIP FUND	109,991	109,991	324,303	.00	328,600	310,300	
40-95-926-00	TRANS TO RES FOR FIRE STATION	.00	.00	.00	.00	.00	.00	
40-95-928-00	TRANS TO SALES TAX BOND RESER	.00	.00	.00	.00	.00	.00	
40-95-930-00	TRANSFER-FIRE TRUCK DEBT SERV.	.00	.00	.00	.00	.00	.00	
40-95-932-00	TRANSFER FROM GENERAL FUND	.00	.00	.00	.00	.00	.00	
40-95-935-00	TRANSFER TO AMBULANCE FUND	343,100	219,675	209,881	.00	153,000	80,000	
40-95-950-00	TRANSFER TO CAPITAL RESERVE	.00	.00	.00	.00	.00	.00	
40-95-951-00	TRANS TO (FROM) OTHER FUNDS	.00	.00	.00	.00	.00	.00	
Total TRANSFERS:		453,091	329,666	534,184	.00	2,481,600	390,300	
CAPITAL IMPROVEMENTS FUND Revenue Total:		3,831,136	7,271,931	4,893,997	1,603,796	6,659,600	2,989,800	
CAPITAL IMPROVEMENTS FUND Expenditure Total:		7,365,840	6,004,787	3,198,730	1,977,354	6,659,600	2,989,800	
Net Total CAPITAL IMPROVEMENTS FUND:		3,534,704-	1,267,144	1,695,267	373,558-	.00	.00	

	10-41-323-00 Software Maintenance \$258,000			40-80-755-00 Computer Hardware \$136,900			40-80-755-01 Police Hardware \$108,950			40-80-756-00 Software \$38,000			40-80-756-01 Police Software \$0			40-80-766-00 Phone Equipment \$0			10-49-277-00 CenturyLink - Americom \$20,000			10-41-324-00 Network Administration \$49,950			10-41-276-00 WAN \$24,000			40-80-800-00 Website Development \$6,000			
	Qty	Cost	Total	Qty	Cost	Total	Qty	Cost	Total	Qty	Cost	Total	Qty	Cost	Total	Qty	Cost	Total	Qty	Cost	Total	Qty	Cost	Total	Qty	Cost	Total				
City																															
Desk Computers Replacements	5	\$850	\$4,250																												
Desk Monitor Replacements	3	\$200	\$600																												
Desk UPSs	20	\$150	\$3,000																												
UPS Replacement Batteries																							25	\$70	\$1,750						
Miscellaneous Equipment	1	\$5,000	\$5,000																												
Sire, Document Imaging Replacement	1	\$15,000	\$15,000				1	\$30,000	\$30,000																						
Replace SAN	1	\$40,000	\$40,000																												
Miscellaneous Software							1	\$8,000	\$8,000																						
Toner, Tapes, Printer Repairs																							1	\$5,000	\$5,000						
Lock repairs, Training, Media, Reference																							1	\$20,000	\$20,000						
Miscellaneous Consulting																							1	\$10,000	\$10,000						
City Website Maintenance																										1	\$6,000	\$6,000			
Century Link PRI/T1 and 1FBs																				1	\$20,000	\$20,000									
Ustream Council Video																										12	\$125	\$1,500			
State WAN Connection 100MB																										12	\$1,500	\$18,000			
Comcast Public WIFI																										12	\$250	\$3,000			
Finance																															
Desk Computers	4	\$850	\$3,400																												
Desk Monitor	4	\$200	\$800																												
Printer Toner																							6	\$150	\$900						
Mayor / Recorder																															
iPad w/Verizon	4	\$800	\$3,200																												
Desk Computers	2	\$850	\$1,700																												
Desk Monitor	2	\$200	\$400																												
Printer Toner																							3	\$150	\$450						
Attorney																															
Community Development																															
Desk Computers	2	\$850	\$1,700																												
Desk Monitor	2	\$200	\$400																												
iPad w/Verizon	1	\$800	\$800																												
Printer Toner																							10	\$150	\$1,500						
Police																															
Desk Computers				8	\$1,000	\$8,000																									
Desk Monitor				6	\$200	\$1,200																									
Patrol CF54 Notebooks				20	\$2,500	\$50,000																									
Patrol Mobile Printers Replacements				15	\$350	\$5,250																									
Security Camera NVR update				1	\$12,000	\$12,000																									
Holding Cell Camera				1	\$2,500	\$2,500																									
Arbitrator Server 70TB				1	\$30,000	\$30,000																									
Mobile Printers Ink																							150	\$40	\$6,000						
Printer Toner																							15	\$150	\$2,250						
Spillmand Law Reporting Module							0	\$19,000	\$0																						
Comcast EOC Internet																										12	\$125	\$1,500			
Court																															
Security Camera counter	1	\$1,800	\$1,800																												
Desk Computers	4	\$850	\$3,400																												
Desk Monitor	4	\$200	\$800																												
Palm Scanner	1	\$26,000	\$26,000																												
Urban Livability																															
Desk Computers	1	\$850	\$850																												
Desk Monitor	2	\$200	\$400																												
Mobile Printers Replacements	1	\$350	\$350																												
Security Cameras	0	\$1,800	\$0																												
Animal Shelter Key Card 2 Doors	2	\$2,000	\$4,000																												
Mobile Printers Ink																							2	\$150	\$300						
Printer Toner																							4	\$150	\$600						
Fire																															
Desk Computers	3	\$850	\$2,550																												
Desk Monitor	2	\$200	\$400																												
Fire G1 Tablets	0	\$3,300	\$0																												
Printer Toner																							8	\$150	\$1,200						
Public Works																															
Desk Computers Replacements	4	\$850	\$3,400																												
Desk Monitor Replacements	2	\$200	\$400																												
Copier/Printer Replacement	1	\$3,600	\$3,600																												
iPad w/Verizon	1	\$800	\$800																												
Printer Toner																															
Public Assets																															
iPad w/Verizon	1	\$800	\$800				\$0																								
Network for ComService House	1	\$5,000	\$5,000																												
Promise South Salt Lake																										\$80	\$0				
Comcast HserNerMoo																										\$125	\$0				
Comcast Historic Scott School																										\$125	\$0				
Parks and Recreation																															
Desk Computers	2	\$850	\$1,700																												
Desk Monitor	2	\$200	\$400																												

Water, Waste Water, & Solid Waste Funds

Account Number	Account Title	2012-13 Pri Year 3 Actual	2013-14 Pri Year 2 Actual	2014-15 Pri Year Actual	04/16 Cur YTD Actual	2015-16 Cur Year Budget	2016-17 Fut Year Budget	2016-17 Fut Year Budget
WATER UTILITY FUND								
REVENUE								
51-3711-000	WATER SALES	2,243,343	2,147,555	2,100,447	1,688,714	2,160,000	2,178,000	
51-3712-000	FLUORIDE WATER SURCHARGE	79,796	80,374	80,413	6,758	80,000	.00	
51-3714-000	WATER FEES - FIRELINES	69,787	70,173	70,369	52,216	70,000	75,000	
51-3719-000	SUNDRY REVENUE	1,483	1,108	136	200	1,000	1,000	
51-3721-000	INTEREST EARNINGS	3,669	7,088	3,847	9,846	8,000	11,000	
51-3721-100	INTEREST EARNINGS-SETTLEMENTS	.00	16,078	4,540	.00	.00	.00	
51-3725-000	IMPACT FEES	.00	.00	.00	7,785	.00	.00	
51-3727-000	INCREASE/DECREASE-OPERATE CA	.00	.00	.00	.00	.00	.00	
51-3729-000	SERVICE LINE FEES	32,450	17,463	31,303	21,815	30,000	30,000	
Total REVENUE:		2,430,527	2,339,838	2,291,056	1,787,335	2,349,000	2,295,000	
OTHER SOURCES OF FUNDS								
51-3842-000	UDOT REIMBURSEMENTS	.00	.00	.00	.00	.00	.00	
51-3846-000	LOAN PROCEEDS	.00	.00	.00	.00	.00	.00	
51-3848-000	EPA GRANT	291,000	.00	.00	.00	.00	.00	
51-3850-000	PROCEEDS FROM REPAIR RESERVE	.00	.00	.00	.00	615,000	92,000	
Total OTHER SOURCES OF FUNDS:		291,000	.00	.00	.00	615,000	92,000	
OPERATING EXPENSES								
51-70-110-00	OPERATING SALARIES	312,739	333,492	385,000	305,013	331,000	350,000	
51-70-111-00	ADMINISTRATIVE SALARIES	60,501	67,279	70,676	50,427	79,000	82,000	
51-70-120-00	PART-TIME SALARIES	1,911	201	1,100	.00	.00	.00	
51-70-140-00	OVERTIME	31,578	29,827	41,423	31,196	40,000	40,000	
51-70-140-10	OVERTIME - SPECIAL PROJECTS	.00	.00	.00	.00	.00	12,000	
51-70-150-00	EMPLOYEE BENEFITS	232,299	230,829	133,666	193,967	266,000	260,000	
51-70-151-00	ACTUARIAL CALC PENSION EXPENS	.00	.00	48,810	.00	.00	.00	
51-70-157-00	UNIFORM ALLOWANCE	5,304	4,854	6,821	5,880	7,000	7,000	
51-70-190-00	SERVICE AWARDS	356	400	472	400	1,000	1,000	
51-70-210-00	SUBSCRIPTIONS AND MEMBERSHIPS	1,915	1,713	1,821	2,337	2,500	2,500	
51-70-233-00	TRAINING	10,575	2,836	6,232	3,703	10,000	10,000	
51-70-243-00	OFFICE EXPENSE AND SUPPLIES	17,826	20,666	20,708	20,144	19,000	19,000	
51-70-245-00	OPERATING SUPPLIES	14,646	7,912	15,254	11,121	19,000	19,000	
51-70-249-00	WATER PURCHASES	407,798	484,810	393,966	348,452	410,000	430,000	
51-70-250-00	EQUIPMENT MAINTENANCE	20,702	11,940	19,410	16,125	21,000	21,000	
51-70-250-01	FUEL EXPENSE	18,381	17,886	16,822	9,247	18,000	18,000	
51-70-250-02	MAINT/REPAIRS-PUMP HOUSES	10,264	5,807	4,984	1,593	15,000	15,000	
51-70-250-03	MAINT/REPAIRS - DISTRIB LINES	38,195	25,665	51,313	45,501	50,000	50,000	
51-70-250-04	MAINT/REPAIRS- RESERVOIRS	12,939	42,421	89,619	29,286	100,000	88,000	
51-70-250-05	MAINT/REPAIRS-WELLS	61,454	32,716	104,316	72,466	138,000	136,000	
51-70-260-00	BLDGS & GRNDS SUPPLIES & MAINT	4,027	1,499	12,035	1,950	5,000	5,000	
51-70-273-00	POWER	133,160	100,104	104,091	74,056	125,000	122,000	
51-70-275-00	METER COMMUNICATION EXPENSE	.00	.00	.00	9,838	.00	.00	
51-70-277-00	TELEPHONE EXPENSE	3,374	5,012	4,185	3,076	4,000	4,000	
51-70-290-00	WATER TREATMENT MAINTENANCE	53,375	59,453	73,973	49,611	65,000	65,000	
51-70-310-00	PROFESSIONAL & TECH SERVICES	54,086	69,928	42,420	10,337	30,000	30,000	
51-70-375-00	CREDIT PMT/COLLECTION FEES	19,083	21,807	24,105	21,812	46,000	46,000	
51-70-800-00	SUNDRY EXPENSE	867	1,159	1,645	752	1,500	1,500	
51-70-797-00	EQUIPMNT/FURNITURE ACQUISITION	6,913	12,801	16,764	6,073	6,000	6,000	
Total OPERATING EXPENSES:		1,534,265	1,592,615	1,691,631	1,324,360	1,809,000	1,840,000	

Account Number	Account Title	2012-13 Pri Year 3 Actual	2013-14 Pri Year 2 Actual	2014-15 Pri Year Actual	04/16 Cur YTD Actual	2015-16 Cur Year Budget	2016-17 Fut Year Budget	2016-17 Fut Year Budget
	Total TRANSFERS:	.00	.00	.00	.00	.00	.00	.00
	WATER UTILITY FUND Revenue Total:	2,721,527	2,339,838	2,291,056	1,787,335	2,964,000	2,387,000	
	WATER UTILITY FUND Expenditure Total:	2,013,137	2,101,945	2,192,481	2,497,387	2,964,000	2,387,000	
	Net Total WATER UTILITY FUND:	708,391	237,893	98,575	710,053-	.00	.00	



JASON TAYLOR
WATER DIVISION
MANAGER

195 W OAKLAND AVE
SOUTH SALT LAKE CITY
UTAH
84115
O 801.483.6045
F 801.483.6030
TTY: 711
JTAYLOR@SSLC.COM

Water Division 2016-17 Capital Budget

GL # 51-80-735-00: \$150,000

Water line replacements on Burton Ave from 200 East to 300 East, and Angelo Ave from West Temple to dead end.

GL # 51-80-736: \$50,000

Replace 10 fire hydrants, and purchase water meters as necessary.

GL # 51-80-736-01: \$80,000

Replace all meter heads that are not cellular read (approximately 1,250).

GL # 51-80-751-00: \$50,000

SCADA equipment upgrades.

CHERIE WOOD
MAYOR

220 E MORRIS AVE
SUITE 200
SOUTH SALT LAKE CITY
UTAH
84115
) 801.483.6000
F 801.483.6001
TTY: 711
SSLC.COM

Account Number	Account Title	2012-13 Pri Year 3 Actual	2013-14 Pri Year 2 Actual	2014-15 Pri Year Actual	04/16 Cur YTD Actual	2015-16 Cur Year Budget	2016-17 Fut Year Budget	2016-17 Fut Year Budget
SEWER UTILITY FUND								
REVENUE								
52-3731-000	SEWER SERVICE CHARGE	1,106,400	1,153,011	1,153,194	977,425	1,600,000	1,878,000	
52-3733-000	INDUSTRIAL WASTE FEES	105,416	108,428	102,152	94,634	42,000	95,000	
52-3739-000	RESTRICTED INTEREST EARNINGS	.00	.00	.00	.00	.00	.00	
52-3741-000	INTEREST EARNINGS	4,140	2,271	2,254	2,283	4,000	5,000	
52-3742-000	EXPANSION REFUND-CENT VALLEY	.00	.00	.00	.00	.00	.00	
52-3743-000	GAIN ON JOINT VENTURE	.00	.00	.00	.00	.00	.00	
52-3744-000	IMPACT FEES	.00	.00	.00	.00	.00	.00	
52-3745-000	SUNDRY REVENUE	.00	.00	.00	3,321	.00	.00	
52-3747-000	INCREASE/DECREASE-OPERATE CA	.00	.00	.00	.00	141,000	.00	
52-3748-000	FROM FUND RESERVE	.00	.00	.00	.00	.00	.00	
52-3749-000	SEWER CONNECTION FEES	8,730	2,850	2,280	2,400	6,000	8,000	
52-3750-000	CENTRAL VALLEY RENTAL INCOME	21,594	27,284	32,104	19,575	23,000	29,500	
52-3752-000	GAIN ON SALE OF LAND	.00	.00	.00	.00	.00	.00	
Total REVENUE:		1,246,279	1,293,844	1,291,984	1,099,638	1,816,000	2,015,500	
OTHER SOURCES OF FUNDS								
52-3846-000	PROCEEDS FROM STATE LOAN	.00	.00	.00	.00	.00	.00	
52-3850-000	PROCEEDS FROM INTERFUND LOAN	.00	.00	.00	.00	.00	.00	
Total OTHER SOURCES OF FUNDS:		.00	.00	.00	.00	.00	.00	
INDUSTRIAL WASTE MONITORING								
52-71-328-00	CENTRAL VLY PRETREATMENT COS	144,774	157,341	155,987	107,194	70,000	80,000	
Total INDUSTRIAL WASTE MONITORING:		144,774	157,341	155,987	107,194	70,000	80,000	
WASTE WATER TREATMENT								
52-72-110-00	PERMANENT SALARIES	85,666	86,309	88,099	70,631	115,000	123,000	
52-72-111-00	ADMINISTRATIVE SALARIES	70,399	54,101	45,986	37,465	47,000	47,000	
52-72-140-00	OVERTIME	6,701	8,127	8,353	5,112	9,000	10,000	
52-72-150-00	EMPLOYEE BENEFITS	82,013	77,837	54,614	61,900	95,000	116,000	
52-72-151-00	ACTUARIAL CALC PENSION EXPENS	.00	.00	12,929	.00	.00	.00	
52-72-157-00	UNIFORM ALLOWANCE	1,680	1,906	1,895	1,680	2,000	2,000	
52-72-165-00	EMPLOYEE MEDICAL TESTING	.00	.00	.00	.00	.00	500	
52-72-190-00	SERVICE AWARDS	250	300	150	150	500	500	
52-72-210-00	SUBSCRIPTIONS & MEMBERSHIPS	.00	.00	.00	.00	.00	1,000	
52-72-233-00	TRAINING	3,527	1,526	2,938	682	3,000	3,000	
52-72-243-00	OFFICE EXPENSE AND SUPPLIES	11,536	10,610	13,454	12,644	11,000	13,000	
52-72-245-00	OPERATING SUPPLIES	9,844	10,807	8,671	6,841	14,000	13,000	
52-72-250-00	EQUIPMENT MAINTENANCE	4,314	18,322	10,524	9,651	19,000	18,000	
52-72-250-01	FUEL EXPENSE	6,323	5,812	5,552	3,040	5,000	5,000	
52-72-260-00	SEWER LINE REPAIRS	2,415	69,057	43,698	15,346	130,000	110,000	
52-72-265-00	PROPERTY MAINTENANCE	.00	.00	.00	4,236	5,000	5,000	
52-72-270-00	UTILITIES	13,834	17,117	28,859	23,990	17,000	24,000	
52-72-277-00	TELEPHONE EXPENSE	1,971	2,902	3,067	2,221	2,800	3,000	
52-72-310-00	PROFESSIONAL/TECHNICAL SERVIC	1,197	44,960	22,987	5,772	35,000	32,000	
52-72-328-00	CENTRAL VALLEY TREATMENT COST	479,949	535,111	571,629	407,861	610,000	645,000	
52-72-530-00	INSURANCE	.00	.00	.00	99	.00	.00	
52-72-600-00	SUNDRY EXPENSE	704	478	954	425	1,000	1,000	
52-72-797-00	FURNITURE AND EQUIPMENT	3,812	9,594	7,151	7,730	18,000	16,000	

Account Number	Account Title	2012-13 Pri Year 3 Actual	2013-14 Pri Year 2 Actual	2014-15 Pri Year Actual	04/16 Cur YTD Actual	2015-16 Cur Year Budget	2016-17 Fut Year Budget	2016-17 Fut Year Budget
Total WASTE WATER TREATMENT:		786,135	954,877	931,509	677,477	1,139,300	1,188,000	
NON-DEPARTMENTAL								
52-74-520-00	DEPRECIATION	103,830	126,452	137,517	85,000	.00	.00	
52-74-521-00	AMORTIZATION OF INVEST CVWTP	251,840	246,938	251,016	190,000	.00	.00	
52-74-530-00	INSURANCE AND BONDS	15,000	15,583	15,000	15,000	18,000	20,000	
52-74-549-00	AMORTIZATION OF BOND COSTS	.00	.00	.00	.00	.00	.00	
52-74-575-00	LOSS/CENTRAL VALLEY JOINT VENT	15,827	28,953	24,145	.00	.00	.00	
52-74-580-00	UNCOLLECTIBLE ACCOUNTS	.00	.00	.00	114	.00	.00	
52-74-812-00	REPAYMENT OF INTERFUND LOAN	.00	.00	.00	.00	.00	.00	
52-74-825-00	TRANSFER TO REPLACEMENT RESE	.00	.00	.00	.00	.00	.00	
Total NON-DEPARTMENTAL:		354,843	360,020	379,389	290,114	18,000	20,000	
DEBT SERVICE								
52-78-810-00	PRINCIPAL ON REVENUE BONDS	.00	.00	.00	.00	.00	.00	
52-78-811-00	REPAYMENT OF STATE LOAN	.00	.00	.00	61,500	61,500	61,500	
52-78-812-00	CENTRAL VALLEY LOAN-PRINCIPAL	.00	.00	.00	.00	24,000	24,000	
52-78-815-00	CENTRAL VALLEY LOAN-INTEREST	10,609	9,951	9,259	.00	10,000	10,000	
52-78-820-00	INTEREST ON REVENUE BONDS	.00	.00	.00	.00	.00	.00	
52-78-830-00	LOAN ISSUANCE COSTS	.00	.00	.00	.00	.00	.00	
Total DEBT SERVICE:		10,609	9,951	9,259	61,500	95,500	95,500	
CAPITAL EXPENDITURES								
52-80-711-00	LANDS AND RIGHTS-OF-WAY	.00	.00	.00	.00	.00	.00	
52-80-715-00	BUILDINGS & STRUCTURES	.00	.00	.00	.00	.00	.00	
52-80-721-00	PUMPING STATIONS	.00	.00	.00	.00	.00	.00	
52-80-731-00	SEWAGE COLLECTION SYSTEM	.00	.00	.00	.00	137,000	300,000	
52-80-731-10	SEWER LINE-900 WEST	.00	.00	.00	.00	.00	.00	
52-80-733-00	OUTFALL LINES	.00	.00	.00	.00	.00	.00	
52-80-741-00	OFFICE FURNITURE & EQUIPMENT	.00	.00	.00	.00	.00	.00	
52-80-751-00	MACHINERY & EQUIPMENT	.00	.00	.00	12,045	60,000	60,000	
52-80-761-00	TRUCKS	.00	.00	.00	.00	32,000	32,000	
52-80-771-00	INVESTMENT EQUITY - CVTF	.00	.00	.00	103,728	130,000	240,000	
52-80-772-00	CENTRAL VALLEY EXPANSION	.00	.00	.00	.00	.00	.00	
52-80-773-00	CENTRAL VALLEY SLUDGE LAND	.00	.00	.00	.00	.00	.00	
52-80-774-00	CENTRAL VALLEY DIGESTORS	.00	.00	.00	.00	.00	.00	
Total CAPITAL EXPENDITURES:		.00	.00	.00	115,773	359,000	632,000	
TRANSFERS								
52-95-910-00	OPERATING TRNFR-CAP IMPRV FUN	.00	.00	.00	.00	.00	.00	
52-95-970-00	TRANS FROM CAPITAL IMP FUND	.00	.00	.00	.00	.00	.00	
52-95-975-00	TRANSFER TO PROJECTS RESERVE	.00	.00	.00	.00	134,200	.00	
Total TRANSFERS:		.00	.00	.00	.00	134,200	.00	
EXTRAORDINARY ITEMS								
52-96-820-00	CV OWNERSHIP EXCHANGE INTERE	.00	.00	.00	.00	.00	.00	
52-96-820-01	CV DIGESTER EXCHANGE INTEREST	.00	.00	.00	.00	.00	.00	
52-96-820-02	CV EXPANSION EXCH INTEREST	.00	.00	.00	.00	.00	.00	
Total EXTRAORDINARY ITEMS:		.00	.00	.00	.00	.00	.00	
SEWER UTILITY FUND Revenue Total:		1,246,279	1,293,844	1,291,984	1,099,638	1,816,000	2,015,500	

Account Number	Account Title	2012-13 Pri Year 3 Actual	2013-14 Pri Year 2 Actual	2014-15 Pri Year Actual	04/16 Cur YTD Actual	2015-16 Cur Year Budget	2016-17 Fut Year Budget	2016-17 Fut Year Budget
	SEWER UTILITY FUND Expenditure Total:	1,296,362	1,482,188	1,476,143	1,252,060	1,816,000	2,015,500	
	Net Total SEWER UTILITY FUND:	50,082-	188,344-	184,159-	152,422-	.00	.00	

Account Number	Account Title	2012-13 Pri Year 3 Actual	2013-14 Pri Year 2 Actual	2014-15 Pri Year Actual	04/16 Cur YTD Actual	2015-16 Cur Year Budget	2016-17 Fut Year Budget	2016-17 Fut Year Budget
SOLID WASTE COLLECTION								
OPERATING REVENUE								
53-3250-000	SOLID WASTE COLLECTION FEES	.00	.00	373,783	290,140	370,000	370,000	
53-3251-000	WASTE COLLECTION FEES-RENTALS	.00	.00	114,794	99,625	100,000	100,000	
Total OPERATING REVENUE:		.00	.00	488,577	389,765	470,000	470,000	
OTHER REVENUE								
53-3610-000	INTEREST EARNINGS	.00	.00	.00	.00	.00	.00	
53-3630-000	MISCELLANEOUS REVENUE	.00	.00	901	720	.00	.00	
53-3690-000	TRAILER RENTAL REVENUE	.00	.00	6,125	6,550	7,000	7,000	
Total OTHER REVENUE:		.00	.00	7,026	7,270	7,000	7,000	
OPERATING EXPENSES								
53-70-110-00	OPERATING SALARIES	.00	.00	37,606	15,846	45,000	40,000	
53-70-111-00	ADMINISTRATIVE SALARIES	.00	.00	14,007	11,610	15,000	15,000	
53-70-120-00	PART-TIME SALARIES	.00	.00	.00	855	.00	.00	
53-70-150-00	EMPLOYEE BENEFITS	.00	.00	12,628	11,185	28,000	18,000	
53-70-151-00	ACTUARIAL CALC PENSION EXP	.00	.00	4,706	.00	.00	.00	
53-70-157-00	UNIFORM ALLOWANCE	.00	.00	840	.00	1,000	1,000	
53-70-243-00	OFFICE EXPENSE & SUPPLIES	.00	.00	3,817	2,776	4,000	4,000	
53-70-245-00	OPERATING SUPPLIES	.00	.00	1,188	114	2,000	2,000	
53-70-250-00	EQUIPMENT - SUPPLIES AND MAINT	.00	.00	1,065	3,007	2,000	2,000	
53-70-250-01	FUEL EXPENSE	.00	.00	940	.00	2,000	2,000	
53-70-277-00	COMMUNICATIONS EXPENSE	.00	.00	.00	.00	.00	.00	
53-70-315-00	CLEAN-UP EXPENSES	.00	.00	22,786	10,730	26,000	26,000	
53-70-329-00	WASTE COLLECTION CONTRACT	.00	.00	330,485	249,976	339,000	346,000	
53-70-700-00	ASSET RENTAL	.00	.00	5,000	.00	5,000	5,000	
53-70-797-00	EQUIPMENT	.00	.00	5,975	11,468	7,000	14,000	
Total OPERATING EXPENSES:		.00	.00	441,044	317,567	476,000	475,000	
NON-DEPARTMENTAL								
53-74-520-00	DEPRECIATION	.00	.00	.00	.00	.00	.00	
53-74-530-00	INSURANCE	.00	.00	2,000	.00	1,000	2,000	
Total NON-DEPARTMENTAL:		.00	.00	2,000	.00	1,000	2,000	
OTHER								
53-95-910-00	TRANSFER TO GENERAL FUND	.00	.00	.00	.00	.00	.00	
53-95-930-00	TRANSFER FROM GENERAL FUND	.00	.00	44,000-	.00	.00	.00	
Total OTHER:		.00	.00	44,000-	.00	.00	.00	
SOLID WASTE COLLECTION Revenue Total:		.00	.00	495,603	397,035	477,000	477,000	
SOLID WASTE COLLECTION Expenditure Total:		.00	.00	399,044	317,567	477,000	477,000	
Net Total SOLID WASTE COLLECTION:		.00	.00	96,559	79,468	.00	.00	

Ambulance Services Fund

Account Number	Account Title	2012-13 Pri Year 3 Actual	2013-14 Pri Year 2 Actual	2014-15 Pri Year Actual	04/16 Cur YTD Actual	2015-16 Cur Year Budget	2016-17 Fut Year Budget	2016-17 Fut Year Budget
Total NON-DEPARTMENTAL:		109,596	111,043	97,567	8,333	10,000	13,000	
CAPITAL EXPENDITURES								
54-80-751-00	EQUIPMENT	.00	.00	.00	.00	.00	.00	
54-80-770-00	VEHICLES	.00	.00	.00	.00	.00	.00	
Total CAPITAL EXPENDITURES:		.00	.00	.00	.00	.00	.00	
OTHER								
54-95-970-00	TRANS FROM CAPITAL IMP FUND	343,100-	219,675-	209,881-	.00	.00	80,000-	
Total OTHER:		343,100-	219,675-	209,881-	.00	.00	80,000-	
AMBULANCE SERVICES FUND Revenue Total:		861,670	957,196	1,045,111	747,702	1,188,900	1,241,000	
AMBULANCE SERVICES FUND Expenditure Total:		861,617	957,196	995,006	1,026,654	1,188,900	1,241,000	
Net Total AMBULANCE SERVICES FUND:		52	.00	50,105	278,952-	.00	.00	

Ambulance Receipts Analysis

Payment Source	Jul 15	Aug 15	Sep 15	Oct 15	Nov 15	Dec 15	Jan 16	Feb 16	Mar 16	Apr 16	May 16	Jun 16	Total
First Professional	\$73,423.24	\$28,804.00	\$67,679.37	\$65,904.01	\$28,504.42	\$81,142.87	\$46,823.70	\$73,424.29	\$69,814.35				\$535,520.25
Noridian (Medicare)	11,128.22	5,636.62	8,153.12	6,491.73	5,933.59	4,595.15	7,164.67	4,455.77	9,850.14				63,409.01
Utah State Medicaid	19,594.53	17,165.40	23,749.99	26,055.69	25,984.16	26,531.61	20,360.63	23,635.89	27,599.36				210,677.26
FY 2016	\$104,145.99	\$51,606.02	\$99,582.48	\$98,451.43	\$60,422.17	\$112,269.63	\$74,349.00	\$101,515.95	\$107,263.85				\$809,606.52
FY 2015	91,300.38	67,131.05	62,614.11	67,284.62	68,445.70	70,842.13	80,284.41	62,558.07	63,689.55	0.00	0.00	0.00	634,150.02
Over/(Under)	\$12,845.61	(\$15,525.03)	\$36,968.37	\$31,166.81	(\$8,023.53)	\$41,427.50	(\$5,935.41)	\$38,957.88	\$43,574.30	\$0.00	\$0.00	\$0.00	\$175,456.50
													\$233,941.33

Estimated Annual Increase

Housing Fund

Account Number	Account Title	2012-13 Pri Year 3 Actual	2013-14 Pri Year 2 Actual	2014-15 Pri Year Actual	04/16 Cur YTD Actual	2015-16 Cur Year Budget	2016-17 Fut Year Budget	2016-17 Fut Year Budget
55-75-607-00	COMMUNITY CONNECT EXPEND-CDB	19,769	24,517	20,754	2,733	25,000	25,000	
55-75-607-01	COMMUNITY CONNECT- PRIVATE FN	.00	34,966	4,856	105-	.00	.00	
55-75-607-02	COMMUNITY CONNECT - CITY	.00	13,920	13,806	10,138	27,000	25,000	
55-75-607-03	COMM CONNECT-CDBG COMM FACIL	.00	.00	.00	5,257	15,000	25,000	
55-75-608-00	HOUSING PROGRAMS	.00	25,558	.00	.00	.00	.00	
55-75-609-00	NEIGHBORHOOD REVITALIZATION	11,178	.00	.00	.00	65,000	65,000	
55-75-611-00	VALLEY SERVICES - HANDYMAN	.00	.00	.00	.00	.00	.00	
55-75-612-00	NEIGHBORHOOD HOME OWNERSHIP	.00	.00	.00	.00	.00	.00	
55-75-619-00	HOUSING REHAB LOANS	48,114	.00	37,051	1,032	.00	.00	
55-75-620-00	HOUSING REHAB ADMINISTRATION	12,152	.00	4,408	.00	.00	.00	
55-75-621-00	HOUSING PROPERTY ACQUISITION	.00	.00	.00	.00	.00	.00	
55-75-621-01	PROP ACQUISITION-3161 S 500 E	.00	.00	.00	.00	.00	.00	
55-75-621-02	PROP ACQUISITION-GARDEN AVE	.00	.00	.00	.00	.00	.00	
55-75-621-03	PROP PURCHASE-232 E SOUTHGATE	.00	.00	.00	.00	.00	.00	
55-75-621-04	PROP ACQUISITION-MAXWELL AVE	.00	.00	.00	.00	.00	.00	
55-75-621-05	PROP ACQUISITION-3045 S 325 E	.00	.00	.00	.00	.00	.00	
55-75-621-06	PROP AQUISITION-2888 S. ADAMS	.00	.00	.00	.00	.00	.00	
55-75-621-07	SITE DEMOLITION/PREPARATION	.00	.00	.00	.00	.00	.00	
Total HOUSING ASSISTANCE:		107,087	130,450	125,369	24,807	132,000	140,000	
OTHER								
55-76-621-00	BIG BROTHERS/SISTERS	.00	.00	.00	.00	.00	.00	
55-76-622-00	UTAH MICROENTERPRISE LOAN	.00	.00	6,000	.00	.00	.00	
55-76-622-01	COMMUNITY SHELTER-TRAV AID	.00	.00	.00	.00	.00	.00	
55-76-623-00	AGRICULTURE DEPT GRANT EXPENS	1,097	4,271	4,176	2,423	10,000	10,000	
55-76-624-00	UTAH FOOD BANK	.00	.00	.00	.00	.00	.00	
55-76-625-00	HEADSTART PLAYGROUND CONTRIB	.00	.00	43,000	.00	.00	.00	
55-76-626-00	COMMUNITY COUNCILS	.00	.00	.00	.00	.00	.00	
55-76-627-00	ENGLISH SKILLS LEARNING CENTER	.00	.00	.00	.00	.00	.00	
55-76-628-00	UTAH FOOD BANK-SENIOR SERVICE	.00	.00	.00	.00	.00	.00	
55-76-629-00	LEARNING FOR LIFE	.00	.00	.00	.00	.00	.00	
55-76-630-00	ALLIANCE HOUSE	.00	.00	3,911	.00	.00	.00	
55-76-632-00	COLUMBUS SENIOR CENTER	.00	.00	.00	.00	.00	.00	
55-76-633-00	COMMUNITY HEALTH CENTER	.00	.00	.00	.00	.00	.00	
55-76-634-00	CERT	.00	.00	.00	.00	.00	.00	
55-76-636-00	FAMILY SUPPORT CENTER	.00	.00	.00	.00	.00	.00	
55-76-637-00	WORK ACTIVITY CENTER	4,000	.00	.00	.00	.00	.00	
55-76-638-00	LEGAL AID	.00	.00	.00	.00	.00	.00	
55-76-639-00	SENIOR CITIZEN BUS	.00	.00	.00	.00	.00	.00	
55-76-640-00	ROAD HOME	.00	.00	.00	.00	.00	.00	
55-76-641-00	STORM DRAIN PROJECTS	.00	.00	.00	.00	.00	.00	
55-76-642-00	COUNCIL OF GOVERNMENTS	.00	.00	.00	.00	.00	.00	
55-76-643-00	SOUTH VALLEY SANCTUARY	.00	.00	.00	.00	.00	.00	
55-76-644-00	COMMUNITY FORESTRY	.00	.00	.00	.00	.00	.00	
55-76-645-00	FITTS PARK AMPHITHEATRE	.00	.00	.00	.00	.00	.00	
55-76-646-00	SIDEWALK PROJECT	.00	.00	.00	.00	.00	.00	
55-76-647-00	STREET LIGHTING PROJECT	.00	.00	.00	.00	.00	.00	
55-76-648-00	GRANITE RECREATION PROGRAM	.00	.00	.00	.00	.00	.00	
55-76-649-00	ODYSSEY HOUSE	.00	1,980	.00	.00	.00	.00	
55-76-650-00	UTA	.00	.00	.00	.00	.00	.00	
55-76-651-00	PARK IMPROVEMENTS	.00	.00	.00	.00	.00	.00	
55-76-652-00	COMMUNITY EVENTS	217	84	5	4	.00	.00	
Total OTHER:		5,314	6,335	57,092	2,426	10,000	10,000	

Account Number	Account Title	2012-13 Pri Year 3 Actual	2013-14 Pri Year 2 Actual	2014-15 Pri Year Actual	04/16 Cur YTD Actual	2015-16 Cur Year Budget	2016-17 Fut Year Budget	2016-17 Fut Year Budget
DEBT SERVICE								
55-78-359-00	DEPRECIATION	16,959	16,959	3,135	.00	.00	.00	
55-78-653-00	FANNIE MAE DEBT SERVICE	.00	.00	.00	.00	.00	.00	
55-78-793-00	LOAN FEES-FANNIE MAE	.00	.00	.00	.00	.00	.00	
55-78-816-00	PRINCIPAL ON INTERFUND LOAN	.00	.00	.00	.00	.00	.00	
Total DEBT SERVICE:		16,959	16,959	3,135	.00	.00	.00	
TRANSFERS								
55-95-970-00	TRANS FROM CAPITAL IMP FUND	.00	.00	.00	.00	.00	.00	
55-95-975-00	TRAN TO GENERAL FUND	.00	.00	.00	.00	.00	.00	
Total TRANSFERS:		.00	.00	.00	.00	.00	.00	
HOUSING FUND Revenue Total:		304,766	162,818	232,862	26,132	169,000	176,000	
HOUSING FUND Expenditure Total:		197,807	222,289	352,878	43,253	169,000	176,000	
Net Total HOUSING FUND:		106,959	59,471-	120,016-	17,121-	.00	.00	

Insurance Reserve Fund

Account Number	Account Title	2012-13 Pri Year 3 Actual	2013-14 Pri Year 2 Actual	2014-15 Pri Year Actual	04/16 Cur YTD Actual	2015-16 Cur Year Budget	2016-17 Fut Year Budget	2016-17 Fut Year Budget
INSURANCE RESERVE FUND								
MISCELLANEOUS REVENUE								
62-3610-000	INTEREST EARNINGS	3,315	2,559	2,610	2,680	4,000	4,000	
62-3660-000	REFUND OF CLAIMS/LEGAL FEES	.00	.00	.00	.00	.00	.00	
Total MISCELLANEOUS REVENUE:		3,315	2,559	2,610	2,680	4,000	4,000	
TRANS/APPROPRIATN-FUND BALANCE								
62-3821-000	INSURANCE REVENUE-OTHER FUND	466,428	530,548	553,928	480,832	578,000	620,000	
62-3890-000	APPROPRIATION - FUND BALANCE	.00	.00	.00	.00	45,000	38,000	
Total TRANS/APPROPRIATN-FUND BALANCE:		466,428	530,548	553,928	480,832	623,000	658,000	
OPERATING EXPENSES								
62-70-313-00	LEGAL FEES	.00	.00	.00	.00	10,000	10,000	
62-70-321-00	CLAIMS ADMINSTRATION CHARGES	.00	.00	.00	.00	.00	.00	
62-70-530-00	INSURANCE AND BONDS	475,670	552,925	558,902	574,001	592,000	622,000	
62-70-531-00	INSURANCE CLAIMS PAID	10,708	13,939	20,105	569	15,000	15,000	
62-70-532-00	INSURANCE DEDUCTIBLES	10,000	8,706	13,808	14,153	10,000	15,000	
Total OPERATING EXPENSES:		496,377	575,569	592,814	588,723	627,000	662,000	
TRANSFERS								
62-95-935-00	TRANSFER TO GENERAL FUND	.00	.00	.00	.00	.00	.00	
32-95-937-00	OPERATING TRANS-GENERAL FUND	.00	.00	.00	.00	.00	.00	
Total TRANSFERS:		.00	.00	.00	.00	.00	.00	
INSURANCE RESERVE FUND Revenue Total:		469,743	533,107	556,538	483,512	627,000	662,000	
INSURANCE RESERVE FUND Expenditure Total:		496,377	575,569	592,814	588,723	627,000	662,000	
Net Total INSURANCE RESERVE FUND:		26,634-	42,462-	36,276-	105,211-	.00	.00	