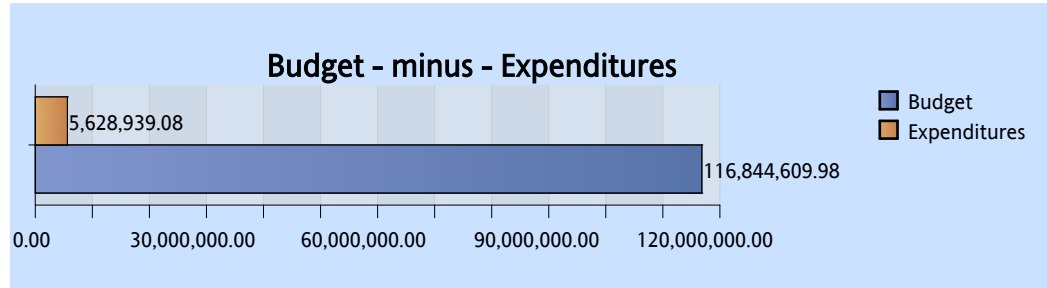


Department Budget & Expenditure Breakdown  
 Fiscal Year 2024  
 Month Ending Dec 31, 2023  
 As Reported from FINET


Date: Jan 23, 2024  
 Page: 1 of 123

### A&A Assessment & Accountability



Budget Summary	Budget	ALL Revenue	_Total Available_	_Total Expenditures & Encumbrances_	Remaining Amount
A&A Assessment & Accountability	116,844,609.98	12,757,646.31	116,844,609.98	75,206,057.57	41,638,552.41

Expenditure and Encumbrance By Section	Current Month Expenditures	YTD Expenditures	YTD Encumbrances	Prior Year(s) Expenditures	Total Expenditure & Encumbrances
Personnel Services	184,493.12	1,068,997.21	0.00	4,230,548.28	5,299,545.49
Travel/In State	176.00	3,275.84	0.00	37,933.33	41,209.17
Travel/Out of State	1,506.59	12,439.97	0.00	28,541.96	40,981.93
Current Expense	334,710.58	3,383,360.84	15,357,830.89	48,847,126.49	67,588,318.22
Data Processing Current Expense	1,043,288.00	1,055,960.74	3,837.26	437,617.57	1,497,415.57
Other Charges/Pass Through	0.00	104,904.48	0.00	631,672.71	736,577.19
Flow Through	0.00	0.00	0.00	2,010.00	2,010.00
	0.00	0.00	0.00	0.00	0.00
<b>Overall - Total</b>	<b>1,564,174.29</b>	<b>5,628,939.08</b>	<b>15,361,668.15</b>	<b>54,215,450.34</b>	<b>75,206,057.57</b>




Department Budget & Expenditure Breakdown  
 Fiscal Year 2024  
 Month Ending Dec 31, 2023  
 As Reported from FINET

Date: Jan 23, 2024  
 Page: 2 of 123

### A&A Assessment & Accountability

#### Detailed Summary

			Budget	ALL Revenue	Budget +StateRev	Expenditure	Expenditure	Expenditure	Encumbrances	Remaining Amount
					_Total Available_	Current Month	Year-to-Date	Prior Year(s)		
A&A Assessment & Accountability	STATE	19ADPT 19ADPT HB 15 Adaptive Testing SFY2019	8,500,000.00	-	8,500,000.00	-	=	<a href="#">6,039,881.00</a>	=	2,460,119.00
		19CCRA 19CCRA College & Career Ready Assessment SFY19	3,270,000.00	-	3,270,000.00	-	=	<a href="#">2,169,453.47</a>	<a href="#">398,841.35</a>	701,705.18
		20AAAD 20AAAD Administration SFY2020	735,802.34	-	735,802.34	-	=	=	<a href="#">735,802.34</a>	0.00
		20ADPT 20ADPT HB 15 Adaptive Testing SFY2020	8,500,000.00	-	8,500,000.00	-	=	<a href="#">7,677,687.24</a>	=	822,312.76
		20CCRA 20CCRA College & Career Ready Assessment SFY20	3,059,545.00	-	3,059,545.00	-	=	<a href="#">720,422.00</a>	=	2,339,123.00
		20OCPT 20OCPT Online College Prep Test SFY2020	400,000.00	-	400,000.00	-	=	<a href="#">225,000.00</a>	=	175,000.00
		20STUA 20STUA Administration	236,246.84	-	236,246.84	23,830.31	<a href="#">23,830.31</a>	<a href="#">212,416.53</a>	=	0.00
		21AAAD 21AAAD Administration SFY2021	1,591,600.00	-	1,591,600.00	-	=	<a href="#">1,488,894.14</a>	=	102,705.86
		21ADFE 21ADFE HB 15 Adaptive Test License Fees SFY2021	492,545.00	492,545.00	492,545.00	-	=	=	=	492,545.00
		21CCRA 21CCRA College & Career Ready Assessment SFY21	3,620,000.00	-	3,620,000.00	-	=	<a href="#">1,771,000.00</a>	=	1,849,000.00
		21OCPT 21OCPT Online College Prep Test SFY2021	400,000.00	-	400,000.00	-	=	<a href="#">371,947.76</a>	=	28,052.24
		22A2A 22A2A Assessment to Achievement SFY2022	992,497.80	-	992,497.80	-	=	<a href="#">968,997.80</a>	=	23,500.00




Department Budget & Expenditure Breakdown  
 Fiscal Year 2024  
 Month Ending Dec 31, 2023  
 As Reported from FINET

Date: Jan 23, 2024  
 Page: 3 of 123

**A&A Assessment & Accountability**

**Detailed Summary**

			Budget	ALL Revenue	Budget +StateRev	Expenditure	Expenditure	Expenditure	Encumbrances	Remaining Amount
					_Total Available_	Current Month	Year-to-Date	Prior Year(s)		
A&A Assessment & Accountability	STATE	22A2AP 22A2AP A2APlus	5,560,067.00	-	5,560,067.00	-	<a href="#">393,838.12</a>	<a href="#">4,009,181.62</a>	<a href="#">996,178.62</a>	160,868.64
		22A2APA 22A2APA A2APlus Admin	1,326,833.00	-	1,326,833.00	9,953.21	<a href="#">66,938.21</a>	<a href="#">440,244.01</a>	<a href="#">742.07</a>	818,908.71
		22AAAD 22AAAD Administration SFY2022	1,595,000.00	-	1,595,000.00	-	<a href="#">317.01</a>	<a href="#">962,923.46</a>	<a href="#">10,404.75</a>	621,354.78
		22ADFE 22ADFE HB 15 Adaptive Test License Fees SFY2022	243,692.00	-	243,692.00	-	=	=	=	243,692.00
		22ADPT 22ADPT HB 15 Adaptive Testing SFY2022	8,500,000.00	-	8,500,000.00	-	=	<a href="#">8,107,485.00</a>	=	392,515.00
		22ADPTS 22ADPTS Assessment Settlement SFY2022	3,375,000.00	3,375,000.00	3,375,000.00	-	=	=	=	3,375,000.00
		22CCRA 22CCRA College & Career Ready Assessment SFY22	3,620,000.00	-	3,620,000.00	-	=	<a href="#">2,852,608.14</a>	<a href="#">429,226.41</a>	338,165.45
		22OCPT 22OCPT Online College Prep Test SFY2022	400,000.00	-	400,000.00	-	=	<a href="#">303,052.24</a>	=	96,947.76
		22OFWT 22OFWT Online Formative Writing Tool SFY2022	450,000.00	-	450,000.00	-	<a href="#">2,529.17</a>	<a href="#">447,470.83</a>	=	0.00
		23A2A 23A2A Assessment to Achievement SFY2023	960,000.00	-	960,000.00	1,020.00	<a href="#">824.54</a>	<a href="#">411,296.49</a>	=	547,878.97
		23AAAD 23AAAD Administration SFY2023	1,466,600.00	-	1,466,600.00	-	<a href="#">5,311.82</a>	<a href="#">245,550.77</a>	<a href="#">931.91</a>	1,214,805.50
		23AAAF 23AAAF A&A-Administration SFY2023	38,000.00	-	38,000.00	-	=	=	=	38,000.00
		23ADFE 23ADFE HB 15 Adaptive	250,000.00	189,665.00	250,000.00	-	=	=	=	250,000.00




Department Budget & Expenditure Breakdown  
 Fiscal Year 2024  
 Month Ending Dec 31, 2023  
 As Reported from FINET

Date: Jan 23, 2024  
 Page: 4 of 123

### A&A Assessment & Accountability

#### Detailed Summary

			Budget	ALL Revenue	Budget +StateRev	Expenditure	Expenditure	Expenditure	Encumbrances	Remaining Amount
					_Total Available_	Current Month	Year-to-Date	Prior Year(s)		
A&A Assessment & Accountability	STATE	Test License Fees SFY2023								
		23ADPT 23ADPT HB 15 Adaptive Testing SFY2023	8,500,000.00	-	8,500,000.00	-	<a href="#">452,087.47</a>	<a href="#">3,169,498.65</a>	<a href="#">1,112,108.03</a>	3,766,305.85
		23CCRA 23CCRA College & Career Ready Assessment SFY23	3,620,000.00	-	3,620,000.00	-	=	<a href="#">1,211,566.25</a>	<a href="#">1,484,476.00</a>	923,957.75
		23OCPT 23OCPT Online College Prep Test SFY2023	400,000.00	-	400,000.00	-	=	=	=	400,000.00
		23OFWT 23OFWT Online Formative Writing Tool SFY2023	450,000.00	-	450,000.00	-	<a href="#">113,810.55</a>	<a href="#">336,189.45</a>	=	0.00
		23PKK 23PKK Electronic Elementary Reading Tool SFY2023	3,600,000.00	-	3,600,000.00	298,042.55	<a href="#">298,042.55</a>	<a href="#">2,176,475.06</a>	=	1,125,482.39
		23STUA 23STUA Administration	314,300.00	-	314,300.00	-	=	<a href="#">234,946.96</a>	=	79,353.04
		24A2A 24A2A Assessment to Achievement SFY2024	980,000.00	-	980,000.00	1,101.66	<a href="#">514,677.66</a>	=	<a href="#">314,763.25</a>	150,559.09
		24AAAD 24AAAD Administration SFY2024	1,344,500.00	-	1,344,500.00	58,017.26	<a href="#">328,209.00</a>	=	<a href="#">5,975.80</a>	1,010,315.20
		24AAAF 24AAAF A&A-Administration SFY2024	38,000.00	-	38,000.00	-	=	=	=	38,000.00
		24ADFE 24ADFE HB 15 Adaptive Test License Fees SFY2024	250,000.00	38,015.00	250,000.00	-	=	=	=	250,000.00
		24ADPT 24ADPT HB 15 Adaptive Testing SFY2024	8,500,000.00	-	8,500,000.00	-	<a href="#">834,596.53</a>	=	<a href="#">6,070,296.97</a>	1,595,106.50
		24CCRA 24CCRA College & Career	3,620,000.00	-	3,620,000.00	-	<a href="#">484,000.00</a>	=	<a href="#">1,452,000.00</a>	1,684,000.00




Department Budget & Expenditure Breakdown  
 Fiscal Year 2024  
 Month Ending Dec 31, 2023  
 As Reported from FINET

Date: Jan 23, 2024  
 Page: 5 of 123

### A&A Assessment & Accountability

#### Detailed Summary

			Budget	ALL Revenue	Budget +StateRev	Expenditure	Expenditure	Expenditure	Encumbrances	Remaining Amount	
					_Total Available_	Current Month	Year-to-Date	Prior Year(s)			
A&A Assessment & Accountability	STATE	Ready Assessment SFY24									
		24OCPT 24OCPT Online College Prep Test SFY2024	400,000.00	-	400,000.00	-	<a href="#">112,500.00</a>	=	<a href="#">112,500.00</a>	175,000.00	
		24OFWT 24OFWT Online Formative Writing Tool SFY2024	450,000.00	-	450,000.00	-	=	=	<a href="#">450,000.00</a>	0.00	
		24PKK 24PKK Electronic Elementary Reading Tool SFY2024	3,600,000.00	-	3,600,000.00	1,043,288.00	<a href="#">1,043,288.00</a>	=	=	2,556,712.00	
		24STUA 24STUA Administration	314,300.00	-	314,300.00	22,537.23	<a href="#">136,233.10</a>	=	=	178,066.90	
		S22A2P S22A2P Assessment to Achievement Plus PSC	130,000.00	-	130,000.00	-	<a href="#">-6,675.00</a>	<a href="#">67,123.17</a>	=	=	69,551.83
		S23A2A S23A2A Assessment to Achievement SFY2023 PSC	40,000.00	-	40,000.00	-	<a href="#">1,115.00</a>	<a href="#">28,690.00</a>	=	=	10,195.00
		S24A2A S24A2A Assessment to Achievement SFY2024 PSC	20,000.00	-	20,000.00	-	<a href="#">9,355.00</a>	=	=	10,645.00	
	FED	21AADM 21AADM Administration FFY2021	3,862,158.00	1,467,004.45	3,862,158.00	-	<a href="#">40,367.51</a>	<a href="#">1,426,636.94</a>	<a href="#">118,106.46</a>	2,277,047.09	
		21ELLA 21ELLA English Language Learners Assessment FFY2021	1,150,000.00	1,003,547.23	1,150,000.00	-	=	<a href="#">1,003,547.23</a>	<a href="#">120,664.54</a>	25,788.23	
		22AADM 22AADM Administration FFY2022	3,876,309.00	3,876,309.00	3,876,309.00	-	=	<a href="#">3,876,309.00</a>	=	0.00	
		22ALTA 22ALTA Alternate Assessment FFY2022	51,000.00	51,000.00	51,000.00	-	=	<a href="#">51,000.00</a>	=	0.00	
		22ELLA 22ELLA English Language	1,150,000.00	1,150,000.00	1,150,000.00	-	=	<a href="#">1,150,000.00</a>	=	0.00	




Department Budget & Expenditure Breakdown  
 Fiscal Year 2024  
 Month Ending Dec 31, 2023  
 As Reported from FINET

Date: Jan 23, 2024  
 Page: 6 of 123

### A&A Assessment & Accountability

#### Detailed Summary

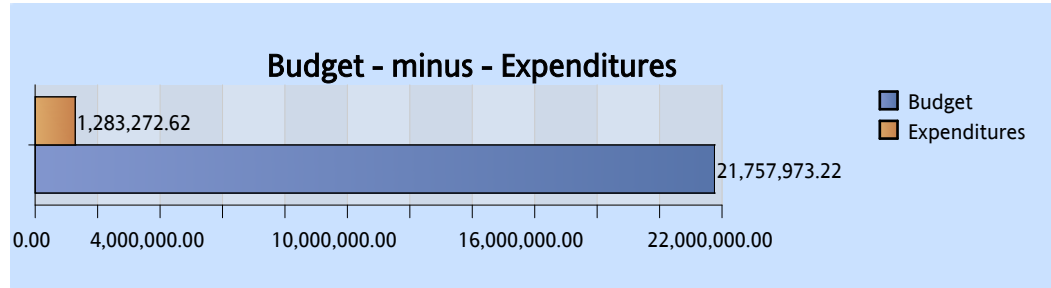
			Budget	ALL Revenue	Budget +StateRev	Expenditure	Expenditure	Expenditure	Encumbrances	Remaining Amount
					_Total Available_	Current Month	Year-to-Date	Prior Year(s)		
A&A Assessment & Accountability	FED	Learners Assessment FFY2022								
		23AADM 23AADM Administration FFY2023	3,902,496.00	714,214.63	3,902,496.00	92,753.00	<a href="#">635,152.67</a>	<a href="#">3,315.22</a>	<a href="#">398,649.65</a>	2,865,378.46
		23ALTA 23ALTA Alternate Assessment FFY2023	51,000.00	51,000.00	51,000.00	-	=	<a href="#">51,000.00</a>	=	0.00
		23ELLA 23ELLA English Language Learners Assessment FFY2023	1,150,000.00	-	1,150,000.00	-	=	=	<a href="#">1,150,000.00</a>	0.00
		23NPAA 23NPAA NAEP-A&A FFY2023	249,058.00	203,312.00	249,058.00	13,631.07	<a href="#">86,405.05</a>	<a href="#">3,639.91</a>	=	159,013.04
		24AADM 24AADM Administration FFY2024	3,835,660.00	-	3,835,660.00	-	=	=	=	3,835,660.00
		24ALTA 24ALTA Alternate Assessment FFY2024	51,000.00	51,000.00	51,000.00	-	<a href="#">51,000.00</a>	=	=	0.00
		24ELLA 24ELLA English Language Learners Assessment FFY2024	1,150,000.00	-	1,150,000.00	-	=	=	=	1,150,000.00
		24NPAA 24NPAA NAEP-A&A FFY2024	211,400.00	95,034.00	211,400.00	-	<a href="#">1,184.81</a>	=	=	210,215.19
<b>Summary</b>			<b>116,844,609.98</b>	<b>12,757,646.31</b>	<b>116,844,609.98</b>	<b>1,564,174.29</b>	<b>5,628,939.08</b>	<b>54,215,450.34</b>	<b>15,361,668.15</b>	<b>41,638,552.41</b>



Department Budget & Expenditure Breakdown  
 Fiscal Year 2024  
 Month Ending Dec 31, 2023  
 As Reported from FINET


Date: Jan 23, 2024  
 Page: 7 of 123

**CHSC Charter School**



Budget Summary	Budget	ALL Revenue	_Total Available_	_Total Expenditures & Encumbrances_	Remaining Amount
CHSC Charter School	21,757,973.22	0.00	21,757,973.22	11,175,398.27	10,582,574.95

Expenditure and Encumbrance By Section	Current Month Expenditures	YTD Expenditures	YTD Encumbrances	Prior Year(s) Expenditures	Total Expenditure & Encumbrances
Personnel Services	125,956.63	561,651.95	0.00	2,887,046.23	3,448,698.18
Travel/In State	249.44	3,265.94	0.00	3,941.79	7,207.73
Travel/Out of State	2,688.14	6,690.11	0.00	14,268.39	20,958.50
Current Expense	58,762.80	83,521.18	437,691.60	1,027,482.49	1,548,695.27
Data Processing Current Expense	4,365.62	5,055.62	0.00	30,081.46	35,137.08
Other Charges/Pass Through	0.00	32,712.82	0.00	486,334.90	519,047.72
Flow Through	0.00	590,375.00	0.00	5,005,278.79	5,595,653.79
<b>Overall - Total</b>	<b>192,022.63</b>	<b>1,283,272.62</b>	<b>437,691.60</b>	<b>9,454,434.05</b>	<b>11,175,398.27</b>



Department Budget & Expenditure Breakdown  
 Fiscal Year 2024  
 Month Ending Dec 31, 2023  
 As Reported from FINET


Date: Jan 23, 2024  
 Page: 8 of 123

**CHSC Charter School**

**Detailed Summary**

	STATE		Budget	ALL Revenue	Budget +StateRev	Expenditure	Expenditure	Expenditure	Encumbrances	Remaining Amount	
					_Total Available_	Current Month	Year-to-Date	Prior Year(s)			
CHSC Charter School	STATE	18CHSU 18CHSU Start-up Funds SFY2018	2,400,000.00	-	2,400,000.00	-	<a href="#">37,004.57</a>	<a href="#">2,362,995.43</a>	=	0.00	
		19CHSU 19CHSU Start-up Funds SFY2019	2,300,000.00	-	2,300,000.00	-	<a href="#">49,889.21</a>	<a href="#">2,250,110.79</a>	=	0.00	
		20CHSU 20CHSU Start-up Funds	1,999,999.22	-	1,999,999.22	-	<a href="#">503,481.22</a>	<a href="#">200,000.00</a>	=	1,296,518.00	
		20ISIP 20ISIP Innovative Student Improvement Program	200,000.00	-	200,000.00	-	=	<a href="#">151,699.52</a>	=	48,300.48	
		21CHBD 21CHBD Charter School	1,246,300.00	-	1,246,300.00	-	=	<a href="#">1,182,478.77</a>	<a href="#">38,654.97</a>	=	25,166.26
		21CHMT 21CHMT Charter School Mentoring	200,000.00	-	200,000.00	-	=	<a href="#">141,616.00</a>	=	58,384.00	
		21CHRG 21CHRG Regional Seminars	200,000.00	-	200,000.00	-	=	<a href="#">183,462.30</a>	=	16,537.70	
		21CHSU 21CHSU Start-up Funds	1,590,000.00	-	1,590,000.00	-	=	=	=	1,590,000.00	
		21ODPG 21ODPG - One Time Discretionary FY2021	751,800.00	-	751,800.00	-	=	<a href="#">7,553.19</a>	=	744,246.81	
		22CHBD 22CHBD Charter School	1,287,074.00	-	1,287,074.00	-	<a href="#">1.88</a>	<a href="#">1,184,500.19</a>	=	102,571.93	
		22CHMT 22CHMT Charter School Mentoring	200,000.00	-	200,000.00	-	=	<a href="#">82,885.04</a>	=	117,114.96	
		22CHRG 22CHRG Regional Seminars	200,000.00	-	200,000.00	-	=	<a href="#">195,953.49</a>	=	4,046.51	
		22CHSU 22CHSU Start-up Funds	1,630,800.00	-	1,630,800.00	-	=	=	=	1,630,800.00	
		23CHBD 23CHBD Charter School	1,315,128.00	-	1,315,128.00	5,008.16	<a href="#">2,953.40</a>	<a href="#">731,333.33</a>	<a href="#">69,924.78</a>	510,916.49	
		23CHFA 23CHFA Fiscal Accountability FY2023	410,000.00	-	410,000.00	-	<a href="#">-123.80</a>	<a href="#">160,306.12</a>	=	249,817.68	
		23CHMT 23CHMT Charter School Mentoring	200,000.00	-	200,000.00	-	=	<a href="#">18,964.80</a>	=	181,035.20	
		23CHRG 23CHRG Regional Seminars	200,000.00	-	200,000.00	-	=	<a href="#">31,744.18</a>	=	168,255.82	
		23CHSA 23CHSA Start-up Funds Admin	142,932.00	-	142,932.00	-	<a href="#">18,122.69</a>	<a href="#">128,455.90</a>	=	-3,646.59	






Department Budget & Expenditure Breakdown  
 Fiscal Year 2024  
 Month Ending Dec 31, 2023  
 As Reported from FINET

Date: Jan 23, 2024  
 Page: 9 of 123

**CHSC Charter School**

**Detailed Summary**

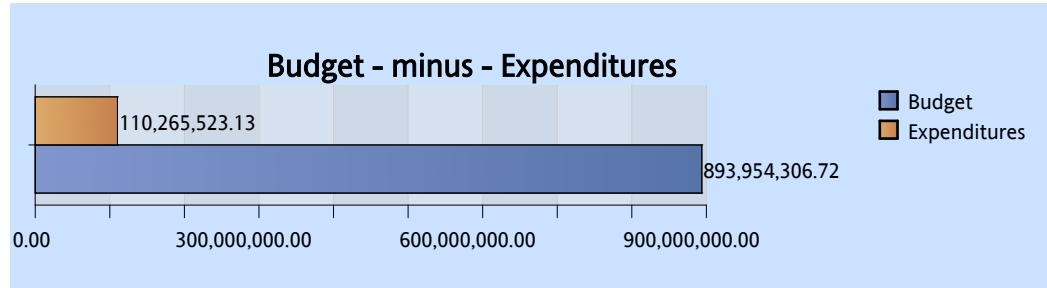
			Budget	ALL Revenue	Budget +StateRev _Total Available_	Expenditure Current Month	Expenditure Year-to-Date	Expenditure Prior Year(s)	Encumbrances	Remaining Amount
CHSC Charter School	STATE	23CHSU 23CHSU Start-up Funds	1,443,740.00	-	1,443,740.00	-	=	<a href="#">440,375.00</a>	=	1,003,365.00
		24CHBD 24CHBD Charter School	1,089,120.00	-	1,089,120.00	60,013.86	<a href="#">271,719.05</a>	=	<a href="#">9,089.85</a>	808,311.10
		24CHFA 24CHFA Fiscal Accountability FY2024	572,880.00	-	572,880.00	57,984.31	<a href="#">263,596.89</a>	=	=	309,283.11
		24CHMT 24CHMT Charter School Mentoring	200,000.00	-	200,000.00	43,978.00	<a href="#">43,978.00</a>	=	<a href="#">126,022.00</a>	30,000.00
		24CHRG 24CHRG Regional Seminars	200,000.00	-	200,000.00	6,000.00	<a href="#">19,450.00</a>	=	<a href="#">194,000.00</a>	-13,450.00
		24CHSA 24CHSA Start-up Funds Admin	187,500.00	-	187,500.00	19,038.30	<a href="#">73,199.51</a>	=	=	114,300.49
		24CHSU 24CHSU Start-up Funds	1,590,700.00	-	1,590,700.00	-	=	=	=	1,590,700.00
<b>Summary</b>			<b>21,757,973.22</b>	<b>0</b>	<b>21,757,973.22</b>	<b>192,022.63</b>	<b>1,283,272.62</b>	<b>9,454,434.05</b>	<b>437,691.60</b>	<b>10,582,574.95</b>



Department Budget & Expenditure Breakdown  
 Fiscal Year 2024  
 Month Ending Dec 31, 2023  
 As Reported from FINET


Date: Jan 23, 2024  
 Page: 10 of 123

### CNP Child Nutrition Program



Budget Summary	Budget	ALL Revenue	_Total Available_	_Total Expenditures & Encumbrances_	Remaining Amount
CNP Child Nutrition Program	893,954,306.72	488,066,322.97	893,954,306.72	475,539,790.71	418,414,516.01

Expenditure and Encumbrance By Section	Current Month Expenditures	YTD Expenditures	YTD Encumbrances	Prior Year(s) Expenditures	Total Expenditure & Encumbrances
Personnel Services	235,027.91	1,444,556.55	0.00	1,254,692.65	2,699,249.20
Travel/In State	2,058.10	4,159.00	0.00	12,579.90	16,738.90
Travel/Out of State	8,060.36	13,060.36	0.00	23,042.12	36,102.48
Current Expense	83,273.37	270,913.65	194,022.23	1,304,051.76	1,768,987.64
Data Processing Current Expense	4,320.00	123,498.11	407,441.73	236,941.82	767,881.66
Data Processing Capital Expenditure	0.00	93,141.10	0.00	252,112.50	345,253.60
Other Charges/Pass Through	0.00	168,124.47	0.00	159,133.29	327,257.76
Flow Through	22,134,521.16	108,148,069.89	0.00	361,430,249.58	469,578,319.47
	0.00	0.00	0.00	0.00	0.00
<b>Overall - Total</b>	<b>22,467,260.90</b>	<b>110,265,523.13</b>	<b>601,463.96</b>	<b>364,672,803.62</b>	<b>475,539,790.71</b>




Department Budget & Expenditure Breakdown  
 Fiscal Year 2024  
 Month Ending Dec 31, 2023  
 As Reported from FINET

Date: Jan 23, 2024  
 Page: 11 of 123

### CNP Child Nutrition Program

#### Detailed Summary

			Budget	ALL Revenue	Budget +StateRev	Expenditure	Expenditure	Expenditure	Encumbrances	Remaining Amount
					_Total Available_	Current Month	Year-to-Date	Prior Year(s)		
CNP Child Nutrition Program	STATE	18HOLD Holding Account SFY2018	-	-188.00	0.00	-	=	<a href="#">-60,225.83</a>	=	60,225.83
		19SBLI 19SBLI School Breakfast Leadership Institute SFY2019	50,000.00	35,000.00	50,000.00	-	=	<a href="#">21,655.01</a>	=	28,344.99
		22LQTX 22LQTX State Liquor Tax SFY2022	54,313,595.08	50,118,057.21	54,313,595.08	-	<a href="#">1,751.99</a>	<a href="#">54,042,360.65</a>	=	269,482.44
		23LQTX 23LQTX State Liquor Tax SFY2023	56,877,166.88	57,913,745.91	56,877,166.88	80,940.60	<a href="#">20,176,857.42</a>	<a href="#">36,172,146.27</a>	=	528,163.19
		23REG 23REG Registration Fees SFY2023	6,200.00	-	6,200.00	-	=	=	=	6,200.00
		24ESMP 24ESMP Enhancement of School Meal Pgm SFY2024	100,000.00	-	100,000.00	-	=	=	=	100,000.00
		24LQAD 24LQAD State Liquor Tax Admin SFY2024	1,000,000.00	-	1,000,000.00	41,618.70	<a href="#">340,404.99</a>	=	=	659,595.01
		24LQTX 24LQTX State Liquor Tax SFY2024	49,102,600.00	23,793,466.89	49,102,600.00	4,464,203.20	<a href="#">8,310,379.20</a>	=	=	40,792,220.80
		24REG 24REG Registration Fees SFY2024	6,200.00	-	6,200.00	-	=	=	=	6,200.00
		24STAF 24STAF State Appropriated Funding SFY2024	400.00	-	400.00	-	=	=	=	400.00
	FED	21EQUP 21EQUP Equipment Grant FFY2021	214,272.00	214,264.00	214,272.00	-	<a href="#">29,335.60</a>	<a href="#">184,928.40</a>	=	8.00
	22CAM 22CAM Child & Adult Day	27,558,100.16	27,557,503.58	27,558,100.16	-14,093.30	<a href="#">-14,093.30</a>	<a href="#">27,558,100.16</a>	=	14,093.30	




Department Budget & Expenditure Breakdown  
 Fiscal Year 2024  
 Month Ending Dec 31, 2023  
 As Reported from FINET

Date: Jan 23, 2024  
 Page: 12 of 123

**CNP Child Nutrition Program**

**Detailed Summary**

		Budget	ALL Revenue	Budget +StateRev _Total Available_	Expenditure Current Month	Expenditure Year-to-Date	Expenditure Prior Year(s)	Encumbrances	Remaining Amount	
CNP Child Nutrition Program	FED	Care Program Meals FFY22								
		22CIL 22CIL Cash in Lieu	999,561.22	999,518.84	999,561.22	-2,976.24	<a href="#">-2,976.24</a>	<a href="#">999,561.22</a>	-	2,976.24
		22EQU 22EQU Equipment Grant FFY2022	335,090.00	37,487.17	335,090.00	-	<a href="#">37,487.17</a>	-	-	297,602.83
		22NSLP 22NSLP National School Lunch Paid FFY22	24,376,722.77	24,354,861.24	24,376,722.77	-	<a href="#">21,861.53</a>	<a href="#">24,356,431.86</a>	-	-1,570.62
		22SBP 22SBP School Breakfast Program FFY2022	39,922,447.09	39,928,117.28	39,922,447.09	-	<a href="#">-378.28</a>	<a href="#">39,916,400.39</a>	-	6,424.98
		22SCGA 22SCGA Specialty Crop Grant Agriculture	94,620.00	89,601.16	94,620.00	-	-	<a href="#">89,601.16</a>	-	5,018.84
		22SPAD 22SPAD CACFP Sponsor Administration FFY2022	1,322,888.77	1,327,779.77	1,322,888.77	-	<a href="#">3,139.01</a>	<a href="#">1,322,888.77</a>	-	-3,139.01
		22TIG 22TIG CNP CN Technology Innovation Grant Pgm FFY2022	925,926.00	565,417.91	925,926.00	-	<a href="#">4,000.00</a>	<a href="#">561,417.91</a>	<a href="#">297,178.12</a>	63,329.97
		23ASSP 23ASSP After School Program FFY2023	1,736,960.03	491,100.64	1,736,960.03	-	<a href="#">85,295.14</a>	<a href="#">405,805.50</a>	-	1,245,859.39
		23CAAU 23CAAU Child & Adult Day Care Prog Audit Funds FFY23	544,689.00	520,314.92	544,689.00	51.48	<a href="#">103,240.82</a>	<a href="#">417,017.30</a>	<a href="#">20,000.00</a>	4,430.88
		23CAM 23CAM Child & Adult Day Care Program Meals FFY23	37,959,895.00	31,032,643.04	37,959,895.00	72,508.68	<a href="#">7,304,276.17</a>	<a href="#">23,729,926.08</a>	-	6,925,692.75
		23CIL 23CIL Cash in Lieu	1,496,521.40	1,145,722.69	1,496,521.40	5,373.75	<a href="#">270,032.29</a>	<a href="#">875,690.40</a>	-	350,798.71
		23CNP 23CNP CNP Staff Admin FFY2023	130,000.00	107,330.29	130,000.00	7,158.25	<a href="#">50,777.88</a>	<a href="#">51,967.07</a>	-	27,255.05




Department Budget & Expenditure Breakdown  
 Fiscal Year 2024  
 Month Ending Dec 31, 2023  
 As Reported from FINET

Date: Jan 23, 2024  
 Page: 13 of 123

**CNP Child Nutrition Program**

**Detailed Summary**

			Budget	ALL Revenue	Budget +StateRev	Expenditure	Expenditure	Expenditure	Encumbrances	Remaining Amount
					_Total Available_	Current Month	Year-to-Date	Prior Year(s)		
CNP Child Nutrition Program	FED	23EQUP 23EQUP Equipment Grant FFY2023	569,532.00	-	569,532.00	-	=	=	=	569,532.00
		23FFVP 23FFVP Fresh Fruit & Vegetable Prog FFY2023	3,533,441.00	3,257,343.94	3,533,441.00	122,231.54	<a href="#">426,523.38</a>	<a href="#">2,830,820.56</a>	=	276,097.06
		23FTSG 23FTSG Farm to School State Formula Grant	955,364.00	833.80	955,364.00	-	=	<a href="#">833.80</a>	=	954,530.20
		23LFS 23LFS Local Food for Schools Cooperative Agreement Pgm	1,944,687.00	-	1,944,687.00	84,481.67	<a href="#">84,481.67</a>	=	=	1,860,205.33
		23NSLF 23NSLF National School Lunch Free & Reduced FY23	95,695,676.00	76,382,386.70	95,695,676.00	13,445.65	<a href="#">15,251,683.86</a>	<a href="#">61,130,702.84</a>	=	19,313,289.30
		23NSLP 23NSLP National School Lunch Paid FFY23	59,278,163.00	39,581,877.00	59,278,163.00	3,792.72	<a href="#">4,193,019.11</a>	<a href="#">35,388,857.89</a>	=	19,696,286.00
		23PEBA 23PEBA Pandemic EBT Admin FFY2023	41,734.32	31,380.40	41,734.32	11,354.91	<a href="#">11,354.91</a>	<a href="#">20,025.49</a>	=	10,353.92
		23PEBT 23PEBT Pandemic EBT Flow Through FFY2023	187,326.00	186,673.00	187,326.00	-	<a href="#">186,673.00</a>	=	=	653.00
		23PMA 23PMA Commodities FFY2023	30,271,400.00	29,545,766.61	30,271,400.00	-	=	<a href="#">29,545,766.61</a>	=	725,633.39
		23SAE 23SAE State Administrative Expenses FFY2023	2,647,017.00	2,517,574.03	2,647,017.00	158,784.87	<a href="#">1,240,627.32</a>	<a href="#">1,153,377.60</a>	<a href="#">71,729.98</a>	181,282.10
		23SBP 23SBP School Breakfast Program FFY2023	27,696,543.00	21,827,281.45	27,696,543.00	2,582.23	<a href="#">3,800,473.68</a>	<a href="#">18,026,807.77</a>	=	5,869,261.55




Department Budget & Expenditure Breakdown  
 Fiscal Year 2024  
 Month Ending Dec 31, 2023  
 As Reported from FINET

Date: Jan 23, 2024  
 Page: 14 of 123

### CNP Child Nutrition Program

#### Detailed Summary

			Budget	ALL Revenue	Budget +StateRev	Expenditure	Expenditure	Expenditure	Encumbrances	Remaining Amount
					_Total Available_	Current Month	Year-to-Date	Prior Year(s)		
CNP Child Nutrition Program	FED	23SCA 23SCA Supply Chain Assistance Grant FY23	16,427,091.00	16,419,546.00	16,427,091.00	8,666.17	<a href="#">11,974,803.04</a>	<a href="#">4,444,742.96</a>	-	7,545.00
		23SFH 23SFH Summer Food Service Prog Health Inspec FFY23	10,000.00	8,550.00	10,000.00	-	<a href="#">8,550.00</a>	-	-	1,450.00
		23SFM 23SFM Summer Food Service Prog Meals FFY23	1,163,000.00	725,564.81	1,163,000.00	-	<a href="#">359,883.10</a>	<a href="#">365,681.71</a>	-	437,435.19
		23SFSA 23SFSA Summer Food Service Prog Admin to SA FFY23	120,000.00	69,552.54	120,000.00	-	<a href="#">34,426.41</a>	<a href="#">35,126.13</a>	-	50,447.46
		23SFST 23SFST Summer Food Service Prog State Payroll FFY23	55,000.00	37,264.75	55,000.00	-	<a href="#">14,722.95</a>	<a href="#">22,541.80</a>	-	17,735.25
		23SMP 23SMP Special Milk Program FFY2023	72,000.00	33,868.51	72,000.00	-	<a href="#">6,798.37</a>	<a href="#">27,070.14</a>	-	38,131.49
		23SPAD 23SPAD CACFP Sponsor Administration FFY2023	2,000,000.00	1,386,269.00	2,000,000.00	85.00	<a href="#">351,493.00</a>	<a href="#">1,034,776.00</a>	-	613,731.00
		23TEF2 23TEF2 The Emergency Food Asst Pgm SNAP FFY2023	543,846.00	543,846.00	543,846.00	-	<a href="#">543,846.00</a>	-	-	0.00
		23TEF9 23TEF9 TEFAP Commodity Credit Corp Elig Recipt Funds	195,859.00	195,859.00	195,859.00	195,859.00	<a href="#">195,859.00</a>	-	-	0.00
		23TEFA 23TEFA Emergency Food Assist Prog FFY2023	578,018.00	578,018.00	578,018.00	-	<a href="#">578,018.00</a>	-	-	0.00
		23TIG 23TIG CNP CN Technology Innovation Grant Pgm FFY2023	373,134.00	-	373,134.00	-	-	-	-	373,134.00




Department Budget & Expenditure Breakdown  
 Fiscal Year 2024  
 Month Ending Dec 31, 2023  
 As Reported from FINET

Date: Jan 23, 2024  
 Page: 15 of 123

**CNP Child Nutrition Program**

**Detailed Summary**

			Budget	ALL Revenue	Budget +StateRev _Total Available_	Expenditure Current Month	Expenditure Year-to-Date	Expenditure Prior Year(s)	Encumbrances	Remaining Amount
CNP Child Nutrition Program	FED	24ASSP 24ASSP After School Program FFY2024	889,500.00	115,518.90	889,500.00	58,952.97	<a href="#">115,518.90</a>	=	=	773,981.10
		24CAAU 24CAAU Child & Adult Day Care Prog Audit Funds FFY24	760,000.00	141,891.99	760,000.00	31,517.46	<a href="#">95,109.83</a>	=	<a href="#">106,000.00</a>	558,890.17
		24CAM 24CAM Child & Adult Day Care Program Meals FFY24	37,750,000.00	4,885,911.31	37,750,000.00	2,392,979.37	<a href="#">4,885,911.31</a>	=	=	32,864,088.69
		24CIL 24CIL Cash in Lieu	1,249,749.00	176,277.70	1,249,749.00	87,643.72	<a href="#">176,277.70</a>	=	=	1,073,471.30
		24CNP 24CNP CNP Staff Admin FFY2024	130,000.00	2,715.05	130,000.00	-	=	=	=	130,000.00
		24EQUP 24EQUP Equipment Grant FFY2024	225,930.00	-	225,930.00	-	=	=	=	225,930.00
		24FFVP 24FFVP Fresh Fruit & Vegetable Prog FFY2024	3,768,853.00	779,410.95	3,768,853.00	381,386.23	<a href="#">777,000.60</a>	=	=	2,991,852.40
		24NSLF 24NSLF National School Lunch Free & Reduced FY24	202,575,025.00	17,793,023.85	202,575,025.00	8,988,239.85	<a href="#">17,793,023.85</a>	=	=	184,782,001.15
		24NSLP 24NSLP National School Lunch Paid FFY24	41,278,163.00	5,399,080.78	41,278,163.00	2,717,038.82	<a href="#">5,399,080.78</a>	=	=	35,879,082.22
		24PMA 24PMA Commodities FFY2024	31,538,300.00	-	31,538,300.00	-	=	=	=	31,538,300.00
		24SAE 24SAE State Administrative Expenses FFY2024	2,199,362.00	88,344.39	2,199,362.00	24.00	<a href="#">24.00</a>	=	<a href="#">106,555.86</a>	2,092,782.14
		24SBP 24SBP School Breakfast Program FFY2024	25,696,543.00	4,804,195.05	25,696,543.00	2,435,855.28	<a href="#">4,804,195.05</a>	=	=	20,892,347.95



Department Budget & Expenditure Breakdown  
 Fiscal Year 2024  
 Month Ending Dec 31, 2023  
 As Reported from FINET


Date: Jan 23, 2024  
 Page: 16 of 123

**CNP Child Nutrition Program**

**Detailed Summary**

			Budget	ALL Revenue	Budget +StateRev _Total Available_	Expenditure Current Month	Expenditure Year-to-Date	Expenditure Prior Year(s)	Encumbrances	Remaining Amount
CNP Child Nutrition Program	FED	24SFH 24SFH Summer Food Service Prog Health Inspec FFY24	10,000.00	-	10,000.00	-	=	=	=	10,000.00
		24SFM 24SFM Summer Food Service Prog Meals FFY24	1,163,000.00	-	1,163,000.00	-	=	=	=	1,163,000.00
		24SFSA 24SFSA Summer Food Service Prog Admin to SA FFY24	120,000.00	-	120,000.00	-	=	=	=	120,000.00
		24SFST 24SFST Summer Food Service Prog State Payroll FFY24	55,000.00	-	55,000.00	-	=	=	=	55,000.00
		24SMP 24SMP Special Milk Program FFY2024	72,000.00	6,921.92	72,000.00	3,813.32	<a href="#">6,921.92</a>	=	=	65,078.08
		24SPAD 24SPAD CACFP Sponsor Administration FFY2024	875,521.00	227,831.00	875,521.00	113,741.00	<a href="#">227,831.00</a>	=	=	647,690.00
		24TEF9 23TEF9 TEFAP Commodity Credit Corp Elig Recipnt Funds	84,000.00	84,000.00	84,000.00	-	=	=	=	84,000.00
		24TEFA 24TEFA Emergency Food Assist Prog FFY2024	80,674.00	-	80,674.00	-	=	=	=	80,674.00
<b>Summary</b>			<b>893,954,306.72</b>	<b>488,066,322.97</b>	<b>893,954,306.72</b>	<b>22,467,260.9</b>	<b>110,265,523.13</b>	<b>364,672,803.62</b>	<b>601,463.96</b>	<b>418,414,516.01</b>

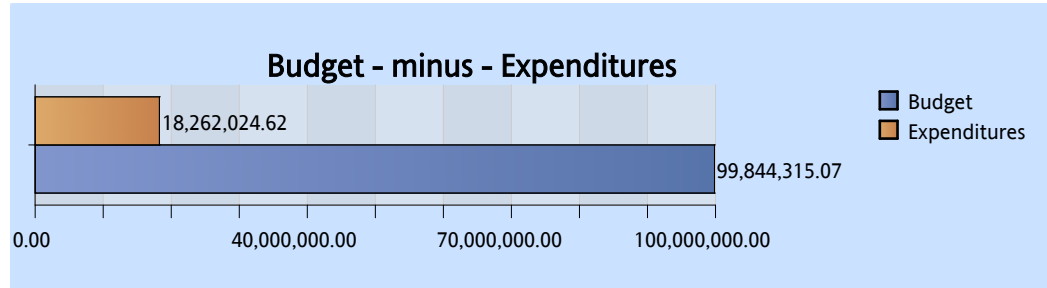




Department Budget & Expenditure Breakdown  
 Fiscal Year 2024  
 Month Ending Dec 31, 2023  
 As Reported from FINET


Date: Jan 23, 2024  
 Page: 17 of 123

### CTE Career & Technical Education



Budget Summary	Budget	ALL Revenue	_Total Available_	_Total Expenditures & Encumbrances_	Remaining Amount
CTE Career & Technical Education	99,844,315.07	28,888,105.03	99,966,681.97	65,866,692.09	34,099,989.88

Expenditure and Encumbrance By Section	Current Month Expenditures	YTD Expenditures	YTD Encumbrances	Prior Year(s) Expenditures	Total Expenditure & Encumbrances
Personnel Services	237,560.30	1,399,107.65	0.00	4,099,853.69	5,498,961.34
Travel/In State	734.08	3,263.54	0.00	42,692.37	45,955.91
Travel/Out of State	3,950.40	12,273.12	0.00	39,169.09	51,442.21
Current Expense	164,890.40	3,003,071.56	1,835,303.80	5,140,518.49	9,978,893.85
Data Processing Current Expense	0.00	1,960,479.37	493.61	563,119.54	2,524,092.52
Other Charges/Pass Through	0.00	219,275.38	0.00	635,094.34	854,369.72
Flow Through	818,601.36	11,664,554.00	0.54	35,248,422.00	46,912,976.54
	0.00	0.00	0.00	0.00	0.00
<b>Overall - Total</b>	<b>1,225,736.54</b>	<b>18,262,024.62</b>	<b>1,835,797.95</b>	<b>45,768,869.52</b>	<b>65,866,692.09</b>




Department Budget & Expenditure Breakdown  
 Fiscal Year 2024  
 Month Ending Dec 31, 2023  
 As Reported from FINET

Date: Jan 23, 2024  
 Page: 18 of 123

**CTE Career & Technical Education**

**Detailed Summary**

	STATE		Budget	ALL Revenue	Budget +StateRev	Expenditure	Expenditure	Expenditure	Encumbrances	Remaining Amount	
					_Total Available_	Current Month	Year-to-Date	Prior Year(s)			
CTE Career & Technical Education	STATE	19PRDV 19PRDV Professional Development SFY2019	-	84,619.91	84,619.91	-	<a href="#">1,855.87</a>	<a href="#">82,764.04</a>	=	0.00	
		20PKAD 20PKAD Digital Literacy Initiative SFY2020	1,707,571.14	-	1,707,571.14	-	=	<a href="#">1,515,971.67</a>	=	191,599.47	
		20PKH 20PKH General Financial Literacy SFY2020	312,580.65	-	312,580.65	4,800.00	<a href="#">4,800.00</a>	<a href="#">307,780.65</a>	=	0.00	
		20PKW 20PKW Computer Science SFY2020	2,838,672.28	-	2,838,672.28	-	=	<a href="#">2,793,535.45</a>	=	45,136.83	
		20PLK 20PLK CTE Student Organizations SFY2020	969,300.00	-	969,300.00	-	=	<a href="#">966,449.61</a>	=	2,850.39	
		20PRDV 20PRDV Professional Development SFY2020	-	21,109.08	21,109.08	-	<a href="#">4,219.90</a>	<a href="#">17,624.18</a>	<a href="#">4,165.00</a>	=	-4,900.00
		21PKF 21PKF Pro-Start Culinary Arts Program SFY2021	201,500.00	-	201,500.00	-	=	<a href="#">101,372.79</a>	=	100,127.21	
		21PKH 21PKH General Financial Literacy SFY2021	883,500.00	-	883,500.00	-	=	<a href="#">466,456.11</a>	=	417,043.89	
		21PLK 21PLK CTE Student Organizations SFY2021	969,300.00	-	969,300.00	-	<a href="#">3,936.74</a>	<a href="#">937,573.13</a>	=	27,790.13	
		21PRDV 21PRDV Professional Development SFY2021	6,430.00	6,430.00	12,860.00	-	=	<a href="#">6,080.00</a>	=	6,780.00	
		22CAD 22CAD Administration SFY2022	1,993,326.96	-	1,993,326.96	8,449.87	<a href="#">8,449.87</a>	<a href="#">1,907,503.25</a>	<a href="#">87,409.89</a>	=	-10,036.05
22PKF 22PKF Pro-Start Culinary Arts	501,500.00	-	501,500.00	-	=	<a href="#">455,765.01</a>	<a href="#">1,910.73</a>	=	43,824.26		




Department Budget & Expenditure Breakdown  
 Fiscal Year 2024  
 Month Ending Dec 31, 2023  
 As Reported from FINET

Date: Jan 23, 2024  
 Page: 19 of 123

### CTE Career & Technical Education

#### Detailed Summary

	STATE	Program SFY2022	Budget	ALL Revenue	Budget +StateRev	Expenditure	Expenditure	Expenditure	Encumbrances	Remaining Amount
					_Total Available_	Current Month	Year-to-Date	Prior Year(s)		
CTE Career & Technical Education		22PKH 22PKH General Financial Literacy SFY2022	384,800.00	-	384,800.00	-	=	<a href="#">301,197.43</a>	=	83,602.57
		22PKW 22PKW Computer Science SFY2022	5,000,000.00	-	5,000,000.00	-	<a href="#">65,000.00</a>	<a href="#">4,866,271.25</a>	=	68,728.75
		22PLK 22PLK CTE Student Organizations SFY2022	969,300.00	-	969,300.00	-	<a href="#">96,234.17</a>	<a href="#">742,564.66</a>	=	130,501.17
		22PRDV 22PRDV Professional Development SFY2022	115,100.00	100.00	115,200.00	-	<a href="#">3,155.54</a>	<a href="#">-3,155.54</a>	=	115,200.00
		22UTAUS 22UTAUS Univ of Texas at Austin Services Agreement	10,000.00	10,107.91	20,107.91	-	=	<a href="#">10,000.00</a>	=	10,107.91
		23CAD 23CAD Administration SFY2023	2,065,300.00	-	2,065,300.00	407.34	<a href="#">-1,086.95</a>	<a href="#">1,865,561.76</a>	<a href="#">493.61</a>	200,331.58
		23PKAA 23PKAA Create Utah	1,840,000.00	-	1,840,000.00	-	=	<a href="#">1,703,080.00</a>	=	136,920.00
		23PKF 23PKF Pro-Start Culinary Arts Program SFY2023	501,500.00	-	501,500.00	-	<a href="#">-338.63</a>	<a href="#">329,603.80</a>	<a href="#">10,638.21</a>	161,596.62
		23PKH 23PKH General Financial Literacy SFY2023	386,100.00	-	386,100.00	-7,251.55	<a href="#">25,062.72</a>	<a href="#">200,639.22</a>	<a href="#">30,600.00</a>	129,798.06
		23PKN 23PKN IT Academy SFY2023	500,000.00	-	500,000.00	-	=	<a href="#">495,869.81</a>	=	4,130.19
		23PKW 23PKW Computer Science SFY2023	8,000,000.00	-	8,000,000.00	51,380.49	<a href="#">2,975,769.72</a>	<a href="#">4,235,758.58</a>	=	788,471.70
		23PLK 23PLK CTE Student Organizations SFY2023	940,300.00	-	940,300.00	9,951.55	<a href="#">61,253.23</a>	<a href="#">760,067.15</a>	<a href="#">4,354.41</a>	114,625.21




Department Budget & Expenditure Breakdown  
 Fiscal Year 2024  
 Month Ending Dec 31, 2023  
 As Reported from FINET

Date: Jan 23, 2024  
 Page: 20 of 123

**CTE Career & Technical Education**

**Detailed Summary**

	STATE		Budget	ALL Revenue	Budget +StateRev	Expenditure	Expenditure	Expenditure	Encumbrances	Remaining Amount
					_Total Available_	Current Month	Year-to-Date	Prior Year(s)		
CTE Career & Technical Education	STATE	23PRDV 23PRDV Professional Development SFY2023	115,100.00	-	115,100.00	-	8,855.60	-64,149.12	-	170,393.52
		24CAD 24CAD Administration SFY2024	2,191,600.00	-	2,191,600.00	180,526.25	1,122,757.92	-	3,699.99	1,065,142.09
		24PKAA 24PKAA Create Utah	2,000,000.00	-	2,000,000.00	-	1,954,895.00	-	-	45,105.00
		24PKAE 24PKAE CTE Student Credential Enhancement SFY2024	3,500,000.00	-	3,500,000.00	-	2,333,333.33	-	1,166,666.67	0.00
		24PKF 24PKF Pro-Start Culinary Arts Program SFY2024	501,500.00	-	501,500.00	95,872.79	168,090.79	-	-	333,409.21
		24PKH 24PKH General Financial Literacy SFY2024	393,200.00	-	393,200.00	12,130.77	106,211.41	-	73,325.50	213,663.09
		24PKN 24PKN IT Academy SFY2024	500,000.00	-	500,000.00	499,999.46	499,999.46	-	0.54	0.00
		24PKW 24PKW Computer Science SFY2024	3,000,000.00	-	3,000,000.00	21,180.00	145,138.40	-	-	2,854,861.60
		24PKWS 24PKWS Computer Science One-time PEESRA	5,000,000.00	-	5,000,000.00	43,739.41	188,319.28	-	-	4,811,680.72
		24PLJ 24PLJ Online Assessment SFY2024	625,500.00	-	625,500.00	103,916.67	416,666.67	-	208,833.33	0.00
		24PLK 24PLK CTE Student Organizations SFY2024	940,300.00	-	940,300.00	66,929.00	180,881.68	-	19,167.00	740,251.32
		24PRDV 24PRDV Professional Development SFY2024	115,100.00	-	115,100.00	-	1,774.39	-	3,745.00	109,580.61
		S22CAD S22CAD Administration	10,773.04	-	10,773.04	-	-	-	9,598.04	-




Department Budget & Expenditure Breakdown  
 Fiscal Year 2024  
 Month Ending Dec 31, 2023  
 As Reported from FINET

Date: Jan 23, 2024  
 Page: 21 of 123

### CTE Career & Technical Education

#### Detailed Summary

			Budget	ALL Revenue	Budget +StateRev	Expenditure	Expenditure	Expenditure	Encumbrances	Remaining Amount
					_Total Available_	Current Month	Year-to-Date	Prior Year(s)		
CTE Career & Technical Education	STATE	SFY2022 PSC								
		S23PKH S23PKH General Financial Literacy SFY2023 PSC	1,000.00	-	1,000.00	-	=	<a href="#">310.00</a>	=	690.00
		S24CAD S24CAD Administration SFY2024 PSC	3,000.00	-	3,000.00	555.00	<a href="#">2,865.00</a>	=	=	135.00
	FED	22CRED 22CRED CTE Corrections Ed FFY2022	15,000.00	15,000.00	15,000.00	-	=	<a href="#">15,000.00</a>	=	0.00
		22CTEA 22CTEA Career & Technical Education Admin	800,428.00	800,428.00	800,428.00	-	<a href="#">148,641.92</a>	<a href="#">571,587.56</a>	=	80,198.52
		22FHE 22FHE CTE Formula Reserve	1,453,245.34	1,453,245.34	1,453,245.34	45,333.21	<a href="#">925,249.01</a>	<a href="#">527,996.33</a>	=	0.00
		22FLEA 22FLEA CTE-Career and Tech Education FFY2022	12,154,033.66	12,154,033.66	12,154,033.66	-	=	<a href="#">12,154,033.66</a>	=	0.00
		22LDSP 22LDSP CTE Leadership Development	1,507,725.00	1,475,583.37	1,507,725.00	-	<a href="#">291,455.47</a>	<a href="#">1,221,461.15</a>	<a href="#">33,734.75</a>	-38,926.37
		22NTR 22NTR CTE Non-Traditional FFY2022	70,000.00	70,000.00	70,000.00	-	=	<a href="#">70,000.00</a>	=	0.00
		22SPCT 22SPCT CTE Special Populations FFY2022	1,601.00	1,589.03	1,601.00	1,438.04	<a href="#">1,438.04</a>	=	=	162.96
		23CRED 23CRED CTE Corrections Ed FFY2023	18,324.85	18,324.85	18,324.85	-	=	<a href="#">18,324.85</a>	=	0.00
		23CTEA 23CTEA Career & Technical Education Admin	828,735.00	229,760.03	828,735.00	61,479.32	<a href="#">184,570.05</a>	=	<a href="#">3,098.32</a>	641,066.63
23FHE 23FHE CTE Formula Reserve	1,953,961.32	49,440.36	1,953,961.32	-	<a href="#">19,440.36</a>	<a href="#">30,000.00</a>	=	1,904,520.96		




Department Budget & Expenditure Breakdown  
 Fiscal Year 2024  
 Month Ending Dec 31, 2023  
 As Reported from FINET

Date: Jan 23, 2024  
 Page: 22 of 123

**CTE Career & Technical Education**

**Detailed Summary**

			Budget	ALL Revenue	Budget +StateRev	Expenditure	Expenditure	Expenditure	Encumbrances	Remaining Amount
					_Total Available_	Current Month	Year-to-Date	Prior Year(s)		
CTE Career & Technical Education	FED	23FLEA 23FLEA CTE-Career and Tech Education FFY2023	12,134,551.68	12,134,551.68	12,134,551.68	-	<a href="#">6,083,894.03</a>	<a href="#">6,050,657.65</a>	=	0.00
		23LDSP 23LDSP CTE Leadership Development	1,526,146.15	301,359.26	1,526,146.15	19,043.37	<a href="#">185,479.58</a>	<a href="#">86,767.01</a>	<a href="#">183,955.00</a>	1,069,944.56
		23NTR 23NTR CTE Non-Traditional FFY2023	60,000.00	52,809.83	60,000.00	5,855.55	<a href="#">40,672.33</a>	<a href="#">4,418.38</a>	=	14,909.29
		23SPCT 23SPCT CTE Special Populations FFY2023	50,000.00	762.72	50,000.00	-	<a href="#">762.72</a>	=	=	49,237.28
		24CRED 24CRED CTE Corrections Ed FFY2024	15,000.00	-	15,000.00	-	=	=	=	15,000.00
		24CTEA 24CTEA Career & Technical Education Admin	863,393.00	-	863,393.00	-	=	=	=	863,393.00
		24FHE 24FHE CTE Formula Reserve	1,467,769.00	-	1,467,769.00	-	=	=	=	1,467,769.00
		24FLEA 24FLEA CTE-Career and Tech Education FFY2024	13,209,929.00	-	13,209,929.00	-	=	=	=	13,209,929.00
		24LDSP 24LDSP CTE Leadership Development	1,601,788.00	-	1,601,788.00	-	=	=	=	1,601,788.00
		24NTR 24NTR CTE Non-Traditional FFY2024	60,000.00	-	60,000.00	-	=	=	=	60,000.00
		24SPCT 24SPCT CTE Special Populations FFY2024	50,000.00	-	50,000.00	-	=	=	=	50,000.00
		S22LDS S22LDS CTE Leadership Development PSC	6,530.00	6,530.00	6,530.00	-	=	<a href="#">6,530.00</a>	=	0.00




Department Budget & Expenditure Breakdown  
 Fiscal Year 2024  
 Month Ending Dec 31, 2023  
 As Reported from FINET

Date: Jan 23, 2024  
 Page: 23 of 123

**CTE Career & Technical Education**

**Detailed Summary**

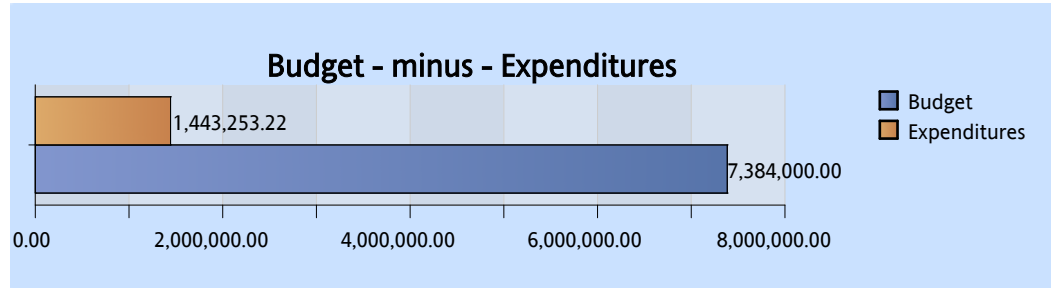
			Budget	ALL Revenue	Budget +StateRev _Total Available_	Expenditure Current Month	Expenditure Year-to-Date	Expenditure Prior Year(s)	Encumbrances	Remaining Amount
CTE Career & Technical Education	FED	S23LDS S23LDS CTE Leadership Development PSC	3,000.00	2,320.00	3,000.00	-	<u>2,320.00</u>	=	=	680.00
<b>Summary</b>			<b>99,844,315.07</b>	<b>28,888,105.03</b>	<b>99,966,681.97</b>	<b>1,225,736.54</b>	<b>18,262,024.62</b>	<b>45,768,869.52</b>	<b>1,835,797.95</b>	<b>34,099,989.88</b>



Department Budget & Expenditure Breakdown  
 Fiscal Year 2024  
 Month Ending Dec 31, 2023  
 As Reported from FINET

Date: Jan 23, 2024  
 Page: 24 of 123


**D&S Data & Statistics**



Budget Summary	Budget	ALL Revenue	_Total Available_	_Total Expenditures & Encumbrances_	Remaining Amount
D&S Data & Statistics	7,384,000.00	20,000.00	7,384,000.00	5,497,307.39	1,886,692.61

Expenditure and Encumbrance By Section	Current Month Expenditures	YTD Expenditures	YTD Encumbrances	Prior Year(s) Expenditures	Total Expenditure & Encumbrances
Personnel Services	79,962.30	459,483.10	0.00	2,613,195.97	3,072,679.07
Travel/In State	24.28	543.19	0.00	2,058.44	2,601.63
Travel/Out of State	0.00	4,157.99	0.00	9,018.60	13,176.59
Current Expense	2,611.58	909,858.57	3,421.78	780,596.09	1,693,876.44
Data Processing Current Expense	0.00	38,619.75	0.00	222,235.68	260,855.43
Other Charges/Pass Through	0.00	30,590.62	0.00	423,527.61	454,118.23
Flow Through	0.00	0.00	0.00	0.00	0.00
	0.00	0.00	0.00	0.00	0.00
<b>Overall - Total</b>	<b>82,598.16</b>	<b>1,443,253.22</b>	<b>3,421.78</b>	<b>4,050,632.39</b>	<b>5,497,307.39</b>






Department Budget & Expenditure Breakdown  
 Fiscal Year 2024  
 Month Ending Dec 31, 2023  
 As Reported from FINET

Date: Jan 23, 2024  
 Page: 25 of 123

**D&S Data & Statistics**

**Detailed Summary**

	STATE		Budget	ALL Revenue	Budget +StateRev	Expenditure	Expenditure	Expenditure	Encumbrances	Remaining Amount
					_Total Available_	Current Month	Year-to-Date	Prior Year(s)		
D&S Data & Statistics	STATE	21DATA 21DATA Data Steward (Charter) SFY2021	192,415.00	-	192,415.00	-	=	<a href="#">143,585.30</a>	=	48,829.70
		21DSAD 21DSAD Administration SFY2021	655,385.00	20,000.00	655,385.00	-	<a href="#">8,715.09</a>	<a href="#">594,915.59</a>	<a href="#">2,875.00</a>	48,879.32
		21DSAL 21DSAL GS 2014 SB34 Data Alliance and UT Futures	350,000.00	-	350,000.00	-	=	<a href="#">293,955.20</a>	=	56,044.80
		22DATA 22DATA Data Steward (Charter) SFY2022	182,465.00	-	182,465.00	-	=	<a href="#">143,482.14</a>	=	38,982.86
		22DSAD 22DSAD Administration SFY2022	759,235.00	-	759,235.00	-	=	<a href="#">677,696.43</a>	=	81,538.57
		22DSAL 22DSAL GS 2014 SB34 Data Alliance and UT Futures	350,000.00	-	350,000.00	-	=	<a href="#">280,475.39</a>	=	69,524.61
		23DATA 23DATA Data Steward (Charter) SFY2023	156,200.00	-	156,200.00	-	=	<a href="#">140,343.64</a>	=	15,856.36
		23DSAD 23DSAD Administration SFY2023	816,600.00	-	816,600.00	-	=	<a href="#">758,876.67</a>	=	57,723.33
		23DSAL 23DSAL GS 2014 SB34 Data Alliance and UT Futures	320,000.00	-	320,000.00	-	<a href="#">-5,478.28</a>	<a href="#">325,478.28</a>	=	0.00
		23PKY 23PKY Early Warning Pilot SFY2023	700,000.00	-	700,000.00	-	=	<a href="#">691,823.75</a>	=	8,176.25
		23SRDS 23SRDS School Readiness Initiative (HB380) SFY2023	14,400.00	-	14,400.00	-	=	=	=	14,400.00
		24DATA 24DATA Data Steward (Charter) SFY2024	161,040.00	-	161,040.00	9,666.33	<a href="#">65,897.10</a>	=	=	95,142.90
		24DSAD 24DSAD Administration SFY2024	711,860.00	-	711,860.00	46,823.88	<a href="#">316,559.72</a>	=	<a href="#">546.78</a>	394,753.50
		24DSAL 24DSAL GS 2014 SB34 Data Alliance and UT Futures	400,000.00	-	400,000.00	24,107.95	<a href="#">155,559.59</a>	=	=	244,440.41
24PKY 24PKY Early Warning Pilot SFY2024	700,000.00	-	700,000.00	2,000.00	<a href="#">2,000.00</a>	=	=	698,000.00		
24POE 24POE Student Data Collection Initiative	900,000.00	-	900,000.00	-	<a href="#">900,000.00</a>	=	=	0.00		




Department Budget & Expenditure Breakdown  
 Fiscal Year 2024  
 Month Ending Dec 31, 2023  
 As Reported from FINET

Date: Jan 23, 2024  
 Page: 26 of 123

**D&S Data & Statistics**

**Detailed Summary**

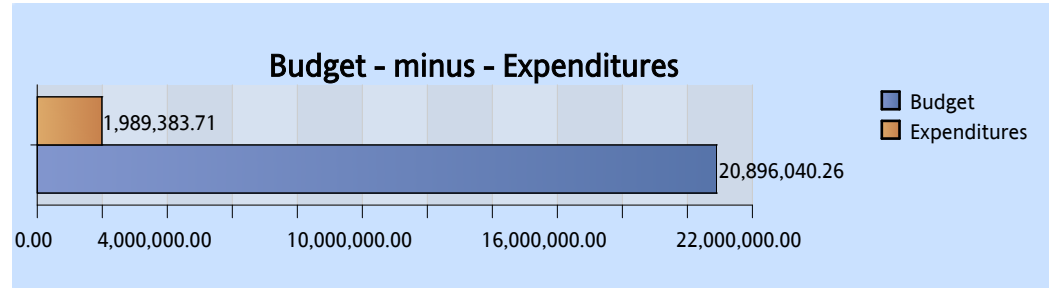
			Budget	ALL Revenue	Budget +StateRev	Expenditure	Expenditure	Expenditure	Encumbrances	Remaining Amount
					_Total Available_	Current Month	Year-to-Date	Prior Year(s)		
D&S Data & Statistics	STATE	24SRDS 24SRDS School Readiness Initiative (HB380) SFY2024	14,400.00	-	14,400.00	-	=	=	=	14,400.00
<b>Summary</b>			<b>7,384,000</b>	<b>20,000</b>	<b>7,384,000</b>	<b>82,598.16</b>	<b>1,443,253.22</b>	<b>4,050,632.39</b>	<b>3,421.78</b>	<b>1,886,692.61</b>



Department Budget & Expenditure Breakdown  
 Fiscal Year 2024  
 Month Ending Dec 31, 2023  
 As Reported from FINET


Date: Jan 23, 2024  
 Page: 27 of 123

### FOPS Financial Operations



Budget Summary	Budget	ALL Revenue	_Total Available_	_Total Expenditures & Encumbrances_	Remaining Amount
FOPS Financial Operations	20,896,040.26	-148,808.24	20,896,040.26	15,998,851.04	4,897,189.22

Expenditure and Encumbrance By Section	Current Month Expenditures	YTD Expenditures	YTD Encumbrances	Prior Year(s) Expenditures	Total Expenditure & Encumbrances
Personnel Services	280,892.48	1,598,039.58	0.00	10,402,865.01	12,000,904.59
Travel/In State	117.04	-58.14	0.00	7,440.95	7,382.81
Travel/Out of State	7,211.22	17,749.51	0.00	65,965.61	83,715.12
Current Expense	3,006.23	16,626.49	65,436.69	640,054.63	722,117.81
Data Processing Current Expense	50,583.24	250,755.04	187,856.59	396,197.58	834,809.21
Data Processing Capital Expenditure	0.00	0.00	0.00	171,259.64	171,259.64
Other Charges/Pass Through	0.00	106,271.23	0.00	1,869,776.50	1,976,047.73
Flow Through	0.00	0.00	0.00	202,614.13	202,614.13
	0.00	0.00	0.00	0.00	0.00
<b>Overall - Total</b>	<b>341,810.21</b>	<b>1,989,383.71</b>	<b>253,293.28</b>	<b>13,756,174.05</b>	<b>15,998,851.04</b>




Department Budget & Expenditure Breakdown  
 Fiscal Year 2024  
 Month Ending Dec 31, 2023  
 As Reported from FINET

Date: Jan 23, 2024  
 Page: 28 of 123

### FOPS Financial Operations

#### Detailed Summary

	STATE		Budget	ALL Revenue	Budget +StateRev	Expenditure	Expenditure	Expenditure	Encumbrances	Remaining Amount	
					_Total Available_	Current Month	Year-to-Date	Prior Year(s)			
FOPS Financial Operations	STATE	16PAW Math Teacher Training	349,900.00	-	349,900.00	8,826.67	<a href="#">54,127.30</a>	<a href="#">147,316.00</a>	=	148,456.70	
		18SOEA Statewide Online Ed Program Admin SFY2018	260,690.58	-	260,690.58	7,135.64	<a href="#">23,985.64</a>	<a href="#">236,704.94</a>	=	0.00	
		19FOAD 19FOAD Administration SFY2019	3,115,664.68	-147,797.09	3,115,664.68	-	=	<a href="#">3,045,414.68</a>	=	70,250.00	
		20JRT 20JRT Joint Review Team SFY2020	411,385.00	-	411,385.00	-	<a href="#">-132.28</a>	<a href="#">351,385.00</a>	<a href="#">60,000.00</a>	=	132.28
		21FOAD 21FOAD Administration SFY2021	3,087,900.00	-7,947.41	3,087,900.00	-	=	<a href="#">2,718,149.24</a>	=	369,750.76	
		21JRT 21JRT Joint Review Team SFY2021	250,000.00	-	250,000.00	-	=	<a href="#">232,627.56</a>	=	17,372.44	
		21SOEA 21SOEA Statewide Online Ed Program Admin SFY2021	327,200.00	-	327,200.00	-	<a href="#">38,800.00</a>	<a href="#">269,605.76</a>	=	18,794.24	
		22FM 22FM Fiscal Monitors SFY2022	660,700.00	-	660,700.00	-	=	<a href="#">654,800.00</a>	<a href="#">2,400.00</a>	=	3,500.00
		22FOAD 22FOAD Administration SFY2022	3,206,100.00	-	3,206,100.00	-	<a href="#">1.86</a>	<a href="#">2,667,412.66</a>	=	538,685.48	
		22JRT 22JRT Joint Review Team SFY2022	250,000.00	-	250,000.00	9,412.73	<a href="#">56,824.02</a>	<a href="#">144,069.97</a>	=	49,106.01	
		22LRR 22LRR LEA Reporting Requirements SFY2022	39,000.00	-	39,000.00	-	=	=	=	=	39,000.00
		23FM 23FM Fiscal Monitors SFY2023	790,700.00	-	790,700.00	-	=	<a href="#">379,535.65</a>	<a href="#">50.00</a>	=	411,114.35
		23FOAD 23FOAD Administration SFY2023	3,292,300.00	-	3,292,300.00	43,129.60	<a href="#">177,527.92</a>	<a href="#">2,516,901.49</a>	<a href="#">181,028.79</a>	=	416,841.80
		23JRT 23JRT Joint Review Team SFY2023	260,000.00	-	260,000.00	-	=	<a href="#">169,261.97</a>	=	=	90,738.03
		24FM 24FM Fiscal Monitors SFY2024	790,700.00	-	790,700.00	42,363.50	<a href="#">270,751.94</a>	=	<a href="#">3,348.38</a>	=	516,599.68
		24FOAD 24FOAD Administration SFY2024	3,353,400.00	-	3,353,400.00	213,863.80	<a href="#">1,264,168.33</a>	=	<a href="#">6,466.11</a>	=	2,082,765.56
24JRT 24JRT Joint Review Team SFY2024	430,000.00	-	430,000.00	17,078.27	<a href="#">103,328.98</a>	=	=	=	326,671.02		




Department Budget & Expenditure Breakdown  
 Fiscal Year 2024  
 Month Ending Dec 31, 2023  
 As Reported from FINET

Date: Jan 23, 2024  
 Page: 29 of 123

### FOPS Financial Operations

#### Detailed Summary

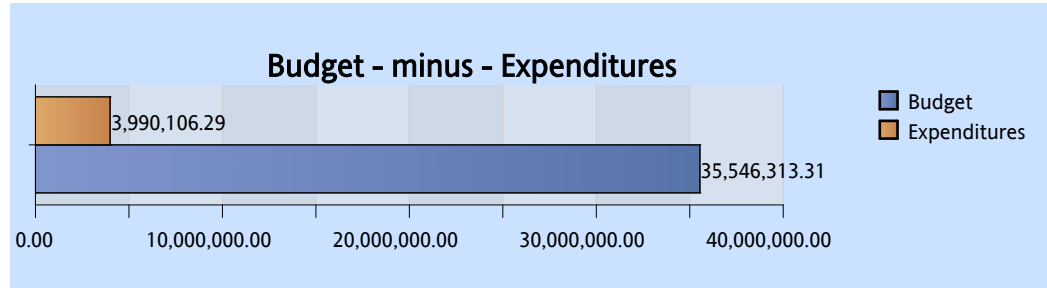
			Budget	ALL Revenue	Budget +StateRev _Total Available_	Expenditure Current Month	Expenditure Year-to-Date	Expenditure Prior Year(s)	Encumbrances	Remaining Amount
FOPS Financial Operations	STATE	LOAN Revolving and Building Loan	-	-2,470.74	0.00	-	=	<a href="#">222,989.13</a>	=	-222,989.13
	FED	22NPFO 22NPFO NAEP-FINOPS FFY2022	6,400.00	-	6,400.00	-	=	=	=	6,400.00
		23NPFO 23NPFO NAEP-FINOPS FFY2023	6,400.00	-	6,400.00	-	=	=	=	6,400.00
		24NPFO 24NPFO NAEP-FINOPS FFY2024	7,600.00	9,407.00	7,600.00	-	=	=	=	7,600.00
<b>Summary</b>			<b>20,896,040.26</b>	<b>-148,808.24</b>	<b>20,896,040.26</b>	<b>341,810.21</b>	<b>1,989,383.71</b>	<b>13,756,174.05</b>	<b>253,293.28</b>	<b>4,897,189.22</b>



Department Budget & Expenditure Breakdown  
 Fiscal Year 2024  
 Month Ending Dec 31, 2023  
 As Reported from FINET


Date: Jan 23, 2024  
 Page: 30 of 123

### ICP Indirect Cost Pool



Budget Summary	Budget	ALL Revenue	_Total Available_	_Total Expenditures & Encumbrances_	Remaining Amount
ICP Indirect Cost Pool	35,546,313.31	9,215,768.22	35,546,313.31	21,902,703.11	13,643,610.20

Expenditure and Encumbrance By Section	Current Month Expenditures	YTD Expenditures	YTD Encumbrances	Prior Year(s) Expenditures	Total Expenditure & Encumbrances
Personnel Services	503,694.42	2,951,881.05	0.00	8,557,370.98	11,509,252.03
Travel/In State	649.05	7,261.27	0.00	12,047.42	19,308.69
Travel/Out of State	3,367.80	28,625.07	0.00	40,458.42	69,083.49
Current Expense	37,341.91	418,712.85	1,019,485.49	2,885,807.08	4,324,005.42
Data Processing Current Expense	6,944.81	379,323.02	213,882.24	4,281,213.46	4,874,418.72
Data Processing Capital Expenditure	0.00	0.00	0.00	34,683.50	34,683.50
Capital Expenditure	0.00	0.00	0.00	60,330.67	60,330.67
Other Charges/Pass Through	0.00	64,019.03	0.00	758,817.56	822,836.59
Flow Through	0.00	140,284.00	0.00	48,500.00	188,784.00
	0.00	0.00	0.00	0.00	0.00
<b>Overall - Total</b>	<b>551,997.99</b>	<b>3,990,106.29</b>	<b>1,233,367.73</b>	<b>16,679,229.09</b>	<b>21,902,703.11</b>




Department Budget & Expenditure Breakdown  
 Fiscal Year 2024  
 Month Ending Dec 31, 2023  
 As Reported from FINET

Date: Jan 23, 2024  
 Page: 31 of 123

**ICP Indirect Cost Pool**

**Detailed Summary**

ICP Indirect Cost Pool	STATE	Description	Budget	ALL Revenue	Budget +StateRev	Expenditure	Expenditure	Expenditure	Encumbrances	Remaining Amount
					_Total Available_	Current Month	Year-to-Date	Prior Year(s)		
		16SUCF State Carryforward Office of the Superintendent	174,217.90	-	174,217.90	2,395.99	<a href="#">24,795.04</a>	<a href="#">128,359.94</a>	=	21,062.92
		17BUD Building Improvements SFY2017	1,451,477.20	-	1,451,477.20	-	=	<a href="#">1,451,477.20</a>	=	0.00
		17CRD ICP-Comm Resrch & Dev-FML SFY2017	596,652.77	-	596,652.77	-	=	<a href="#">542,362.25</a>	=	54,290.52
		17SYTM 17SYTM Systems Upgrades SFY2017	4,414,884.99	-	4,414,884.99	-	=	<a href="#">3,203,476.67</a>	<a href="#">818,371.73</a>	393,036.59
		20BUD 20BUD Building Improvements SFY2020	106,062.54	-	106,062.54	3,912.43	<a href="#">22,619.83</a>	<a href="#">55,480.73</a>	<a href="#">952.15</a>	27,009.83
		20POA 20POA ULEAD SFY2020	296,125.12	-	296,125.12	-	=	<a href="#">229,920.63</a>	<a href="#">28,381.57</a>	37,822.92
		21BUD 21BUD Building Improvements SFY2021	280,000.00	-	280,000.00	-	=	=	=	280,000.00
		21IMCO 21IMCO Implementation Coach SFY2021	225,000.00	-	225,000.00	-	=	<a href="#">223,624.02</a>	=	1,375.98
		21POA 21POA ULEAD SFY2021	504,600.00	-	504,600.00	-	=	<a href="#">244,070.75</a>	<a href="#">801.20</a>	259,728.05
		21PTA 21PTA Deputy Superintendent of Student Achievement	500,000.00	-	500,000.00	1,178.09	<a href="#">12,502.91</a>	<a href="#">483,578.87</a>	=	3,918.22
		21SFMS 21SFMS Statewide Financial Mgmt System Grants	4,000,000.00	-	4,000,000.00	-	<a href="#">130,284.00</a>	=	=	3,869,716.00
		21SUD 21SUD Superintendent Discretionary SFY2021	200,000.00	-	200,000.00	-	=	=	=	200,000.00
		22DSC 22DSC Dir of Strategic Comm SFY2022	416,400.00	-	416,400.00	-	=	<a href="#">358,614.52</a>	=	57,785.48
		22ICIT 22ICIT Information Technology SFY2022	2,438,824.43	-21,520.20	2,438,824.43	-	=	<a href="#">2,438,182.06</a>	=	642.37



Department Budget & Expenditure Breakdown  
 Fiscal Year 2024  
 Month Ending Dec 31, 2023  
 As Reported from FINET


Date: Jan 23, 2024  
 Page: 32 of 123

### ICP Indirect Cost Pool

#### Detailed Summary

	STATE		Budget	ALL Revenue	Budget +StateRev	Expenditure	Expenditure	Expenditure	Encumbrances	Remaining Amount
					_Total Available_	Current Month	Year-to-Date	Prior Year(s)		
ICP Indirect Cost Pool	STATE	22IMCO 22IMCO Implementation Coach SFY2022	225,000.00	-	225,000.00	-	<a href="#">32.53</a>	<a href="#">119,512.24</a>	<a href="#">23,696.17</a>	81,759.06
		22POA 22POA ULEAD SFY2022	504,200.00	-	504,200.00	20,000.00	<a href="#">20,000.00</a>	<a href="#">318,884.48</a>	<a href="#">43,000.01</a>	122,315.51
		22PZA 22PZA Charter School Finance Authority SFY2022	50,000.00	-	50,000.00	-	=	<a href="#">2,070.29</a>	=	47,929.71
		23DSC 23DSC Dir of Strategic Comm SFY2023	441,000.00	-	441,000.00	-	=	<a href="#">314,161.87</a>	=	126,838.13
		23DSFO 23DSFO Deputy Superintendent of Financial Ops SFY2023	491,768.19	-	491,768.19	-	<a href="#">-1,567.65</a>	<a href="#">491,768.19</a>	=	1,567.65
		23DSSA 23DSSA Deputy Superintendent of Student Achievement	5,465.90	-	5,465.90	-	<a href="#">-559.70</a>	<a href="#">5,465.90</a>	=	559.70
		23EIP 23EIP Education Innovation Program	2,500,000.00	-	2,500,000.00	-	<a href="#">10,000.00</a>	<a href="#">48,500.00</a>	=	2,441,500.00
		23HTAX 23HTAX Hotel Tax Recoup SFY2023	-	-	0.00	-	<a href="#">-4,329.34</a>	<a href="#">4,329.34</a>	=	0.00
		23IACT 23IACT Internal Accounting SFY2023	1,946,086.35	-	1,946,086.35	-	=	<a href="#">1,946,086.35</a>	=	0.00
		23ICIT 23ICIT Information Technology SFY2023	2,764,006.39	-	2,764,006.39	-	=	<a href="#">2,764,006.39</a>	<a href="#">7,200.00</a>	-7,200.00
		23ICP 23ICP ICP Revenue SFY2023	-	5,714,869.09	0.00	-	=	=	=	0.00
		23ICPD 23ICPD Indirect Cost Pool Deficit	-	470,154.17	0.00	-	=	=	=	0.00
		23IMCO 23IMCO Implementation Coach SFY2023	225,000.00	-	225,000.00	-	=	<a href="#">194,736.08</a>	=	30,263.92
		23MAIL 23MAIL Mail Room and Surplus SFY2023	91,484.61	-	91,484.61	-	=	<a href="#">91,484.61</a>	=	0.00






Department Budget & Expenditure Breakdown  
 Fiscal Year 2024  
 Month Ending Dec 31, 2023  
 As Reported from FINET

Date: Jan 23, 2024  
 Page: 33 of 123

**ICP Indirect Cost Pool**

**Detailed Summary**

	STATE		Budget	ALL Revenue	Budget +StateRev	Expenditure	Expenditure	Expenditure	Encumbrances	Remaining Amount
					_Total Available_	Current Month	Year-to-Date	Prior Year(s)		
ICP Indirect Cost Pool	STATE	23POA 23POA ULEAD SFY2023	510,800.00	-	510,800.00	-	<a href="#">7,500.00</a>	<a href="#">264,918.79</a>	<a href="#">2,500.00</a>	235,881.21
		23PZA 23PZA Charter School Finance Authority SFY2023	50,000.00	-	50,000.00	-	=	=	=	50,000.00
		23RSE 23RSE Regulatory Sandbox in Education	15,100.00	-	15,100.00	-	=	=	=	15,100.00
		23SUPR 23SUPR Office of the Superintendent SFY2023	754,156.92	-	754,156.92	-	<a href="#">-407.48</a>	<a href="#">754,156.92</a>	=	407.48
		24DSC 24DSC Dir of Strategic Comm SFY2024	479,200.00	-	479,200.00	25,651.13	<a href="#">185,785.75</a>	=	=	293,414.25
		24DSFO 24DSFO Deputy Superintendent of Financial Ops SFY2024	560,000.00	-	560,000.00	38,535.63	<a href="#">234,399.31</a>	=	<a href="#">2,100.19</a>	323,500.50
		24HR 24HR Human Resources SFY2024	15,500.00	-	15,500.00	-	=	=	=	15,500.00
		24IACT 24IACT Internal Accounting SFY2024	2,200,000.00	-	2,200,000.00	148,856.96	<a href="#">892,607.06</a>	=	<a href="#">812.85</a>	1,306,580.09
		24ICCF 24ICCF Intermountain Community Care Foundation Grant	500,000.00	500,000.00	500,000.00	-	=	=	=	500,000.00
		24ICIT 24ICIT Information Technology SFY2024	3,000,000.00	-	3,000,000.00	160,411.49	<a href="#">1,273,839.88</a>	=	<a href="#">148,684.94</a>	1,577,475.18
		24ICP 24ICP ICP Revenue SFY2024	-	2,552,076.17	0.00	-	=	=	=	0.00
		24IMCO 24IMCO Implementation Coach SFY2024	249,200.00	-	249,200.00	15,173.38	<a href="#">95,748.36</a>	=	=	153,451.64
		24MAIL 24MAIL Mail Room and Surplus SFY2024	150,000.00	-	150,000.00	8,238.16	<a href="#">42,960.62</a>	=	<a href="#">44,512.41</a>	62,526.97
24POA 24POA ULEAD SFY2024	526,200.00	-	526,200.00	26,237.11	<a href="#">152,624.15</a>	=	<a href="#">104,000.00</a>	269,575.85		




Department Budget & Expenditure Breakdown  
 Fiscal Year 2024  
 Month Ending Dec 31, 2023  
 As Reported from FINET

Date: Jan 23, 2024  
 Page: 34 of 123

### ICP Indirect Cost Pool

#### Detailed Summary

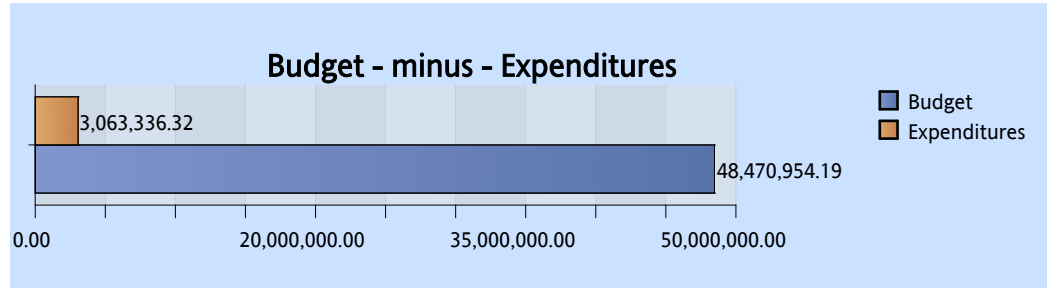
	STATE		Budget	ALL Revenue	Budget +StateRev	Expenditure	Expenditure	Expenditure	Encumbrances	Remaining Amount
					_Total Available_	Current Month	Year-to-Date	Prior Year(s)		
ICP Indirect Cost Pool	STATE	24PTA 24PTA Deputy Superintendent of Student Achievement	573,300.00	-	573,300.00	35,636.90	<a href="#">213,781.19</a>	=	<a href="#">324.66</a>	359,194.15
		24PZA 24PZA Charter School Finance Authority SFY2024	48,100.00	-	48,100.00	-	=	=	=	48,100.00
		24RSE 24RSE Regulatory Sandbox in Education	7,700.00	-	7,700.00	-	=	=	=	7,700.00
		24SUDR 24SUDR State Superintendent Discretionary Funds	100,000.00	-	100,000.00	-	=	=	=	100,000.00
		24SUPR 24SUPR Office of the Superintendent SFY2024	758,800.00	-	758,800.00	50,625.11	<a href="#">376,605.58</a>	=	=	382,194.42
		24SUPS 24SUPS Support Services SFY2024	200,000.00	188.99	200,000.00	13,120.30	<a href="#">69,149.97</a>	=	<a href="#">8,029.85</a>	122,820.18
		CLAT CLAT Clearing Account	-	-	0.00	2,011.49	<a href="#">228,089.74</a>	=	=	-228,089.74
		HTAX HTAX Hotel Tax Recoup	-	-	0.00	13.82	<a href="#">3,644.54</a>	=	=	-3,644.54
<b>Summary</b>			<b>35,546,313.31</b>	<b>9,215,768.22</b>	<b>35,546,313.31</b>	<b>551,997.99</b>	<b>3,990,106.29</b>	<b>16,679,229.09</b>	<b>1,233,367.73</b>	<b>13,643,610.2</b>



Department Budget & Expenditure Breakdown  
 Fiscal Year 2024  
 Month Ending Dec 31, 2023  
 As Reported from FINET


Date: Jan 23, 2024  
 Page: 35 of 123

### IT Information Technology



Budget Summary	Budget	ALL Revenue	_Total Available_	_Total Expenditures & Encumbrances_	Remaining Amount
IT Information Technology	48,470,954.19	1,088,731.11	48,470,954.19	22,605,374.24	25,865,579.95

Expenditure and Encumbrance By Section	Current Month Expenditures	YTD Expenditures	YTD Encumbrances	Prior Year(s) Expenditures	Total Expenditure & Encumbrances
Personnel Services	326,922.21	1,878,034.10	0.00	10,138,741.72	12,016,775.82
Travel/In State	22.88	22.88	0.00	180.34	203.22
Travel/Out of State	1,038.38	1,023.38	0.00	1,137.96	2,161.34
Current Expense	8,498.46	176,599.18	11,310.19	744,160.36	932,069.73
Data Processing Current Expense	113,072.16	790,265.36	772,708.41	4,601,808.68	6,164,782.45
Data Processing Capital Expenditure	0.00	0.00	0.00	1,524,608.16	1,524,608.16
Capital Expenditure	6,180.00	6,180.00	0.00	12,197.11	18,377.11
Other Charges/Pass Through	0.00	211,211.42	0.00	1,735,184.99	1,946,396.41
Flow Through	0.00	0.00	0.00	0.00	0.00
	0.00	0.00	0.00	0.00	0.00
<b>Overall - Total</b>	<b>455,734.09</b>	<b>3,063,336.32</b>	<b>784,018.60</b>	<b>18,758,019.32</b>	<b>22,605,374.24</b>




Department Budget & Expenditure Breakdown  
 Fiscal Year 2024  
 Month Ending Dec 31, 2023  
 As Reported from FINET

Date: Jan 23, 2024  
 Page: 36 of 123

### IT Information Technology

#### Detailed Summary

	STATE		Budget	ALL Revenue	Budget +StateRev	Expenditure	Expenditure	Expenditure	Encumbrances	Remaining Amount
					_Total Available_	Current Month	Year-to-Date	Prior Year(s)		
IT Information Technology	STATE	17USMS 17USMS Utah Schools Information Management System SFY2017	3,467,472.92	-	3,467,472.92	-	=	<a href="#">1,157,500.87</a>	=	2,309,972.05
		19TRAN 19TRAN Transportation System SFY2019	400,000.00	-	400,000.00	-	=	=	=	400,000.00
		20ITAD 20ITAD Administration	3,843,115.68	-	3,843,115.68	-	<a href="#">19,545.43</a>	<a href="#">3,760,326.12</a>	<a href="#">573.68</a>	62,670.45
		20USMS 20USMS Ut Schools Information Management System	17,200,000.00	-	17,200,000.00	-	=	<a href="#">583,766.60</a>	=	16,616,233.40
		21ITAD 21ITAD Administration	4,114,900.00	-	4,114,900.00	13,774.90	<a href="#">149,390.40</a>	<a href="#">3,470,299.91</a>	=	495,209.69
		21RISK 21RISK Risk Mitigation	342,045.00	-	342,045.00	-	<a href="#">15,048.89</a>	<a href="#">326,996.11</a>	=	0.00
		22ITAD 22ITAD Administration	4,048,055.00	-	4,048,055.00	27.94	<a href="#">99,753.47</a>	<a href="#">3,919,750.87</a>	=	28,550.66
		22ITFA 22ITFA IT-Administration	244,565.59	-	244,565.59	6,180.00	<a href="#">14,370.00</a>	<a href="#">220,974.69</a>	<a href="#">455.00</a>	8,765.90
		22RISK 22RISK Risk Mitigation	331,845.00	-	331,845.00	-	<a href="#">8,959.24</a>	<a href="#">322,885.76</a>	=	0.00
		23ITAD 23ITAD Administration	4,875,755.00	-	4,875,755.00	-	<a href="#">54,956.52</a>	<a href="#">3,734,790.13</a>	=	1,086,008.35
		23ITFA 23ITFA IT-Administration	326,580.00	-	326,580.00	-	=	<a href="#">153,403.00</a>	=	173,177.00
		23ITSR 23ITSR IT SEATS Rewrite	436,200.00	-	436,200.00	21,058.10	<a href="#">21,058.10</a>	=	<a href="#">415,141.90</a>	0.00
		23SRI 23SRI School Readiness Initiative (HB380) SFY2023	52,700.00	-	52,700.00	-	<a href="#">22,835.75</a>	<a href="#">29,864.25</a>	=	0.00
		23STDO 23STDO IT-Studio	218,120.00	-	218,120.00	-	<a href="#">395.97</a>	<a href="#">189,333.53</a>	=	28,390.50
		24ITAD 24ITAD Administration	5,234,300.00	-	5,234,300.00	337,303.86	<a href="#">2,059,321.07</a>	=	<a href="#">316,465.15</a>	2,858,513.78
24ITFA 24ITFA IT-Administration	349,080.00	-	349,080.00	-	<a href="#">167,150.00</a>	=	=	181,930.00		




Department Budget & Expenditure Breakdown  
 Fiscal Year 2024  
 Month Ending Dec 31, 2023  
 As Reported from FINET

Date: Jan 23, 2024  
 Page: 37 of 123

### IT Information Technology

#### Detailed Summary

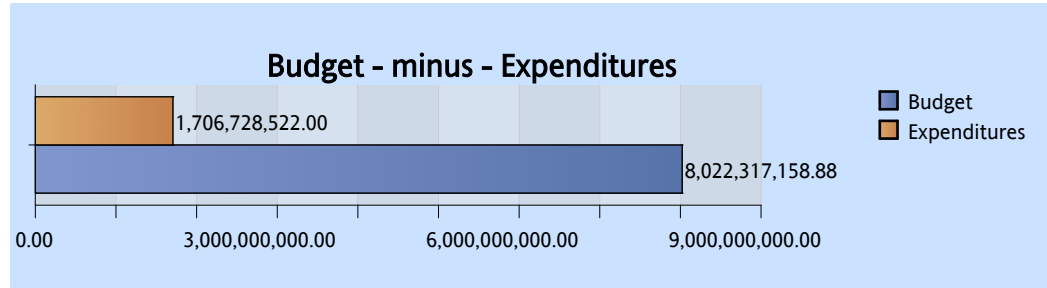
	Budget	ALL Revenue	Budget +StateRev	Expenditure	Expenditure	Expenditure	Encumbrances	Remaining Amount		
			_Total Available_	Current Month	Year-to-Date	Prior Year(s)				
IT Information Technology	STATE	24RISK 24RISK Risk Mitigation	389,100.00	-	389,100.00	25,595.24	<a href="#">164,072.06</a>	=	=	225,027.94
		24SRI 24SRI School Readiness Initiative (HB380) SFY2024	54,200.00	-	54,200.00	10,108.00	<a href="#">10,633.00</a>	=	<a href="#">43,567.00</a>	0.00
		24STDO 24STDO IT-Studio	218,120.00	-	218,120.00	14,321.87	<a href="#">85,705.34</a>	=	<a href="#">7,815.87</a>	124,598.79
	FED	21ITAM 21ITAM Administration	591,000.00	468,971.93	591,000.00	-	=	<a href="#">468,971.93</a>	=	122,028.07
		22ITAM 22ITAM Administration	591,000.00	544,999.61	591,000.00	-12,589.87	<a href="#">127,166.00</a>	<a href="#">419,155.55</a>	=	44,678.45
		23ITAM 23ITAM Administration	591,000.00	74,759.57	591,000.00	39,954.05	<a href="#">42,975.08</a>	=	=	548,024.92
		24ITAM 24ITAM Administration	551,800.00	-	551,800.00	-	=	=	=	551,800.00
<b>Summary</b>		<b>48,470,954.19</b>	<b>1,088,731.11</b>	<b>48,470,954.19</b>	<b>455,734.09</b>	<b>3,063,336.32</b>	<b>18,758,019.32</b>	<b>784,018.60</b>	<b>25,865,579.95</b>	



Department Budget & Expenditure Breakdown  
 Fiscal Year 2024  
 Month Ending Dec 31, 2023  
 As Reported from FINET

Date: Jan 23, 2024  
 Page: 38 of 123


### MSPB Minimum School Program Basic



Budget Summary		Budget	ALL Revenue	_Total Available_	_Total Expenditures & Encumbrances_	Remaining Amount
MSPB Minimum School Program Basic		8,022,317,158.88	0.00	8,022,317,158.88	5,529,824,542.48	2,492,492,616.40

Expenditure and Encumbrance By Section	Current Month Expenditures	YTD Expenditures	YTD Encumbrances	Prior Year(s) Expenditures	Total Expenditure & Encumbrances
Flow Through	281,703,818.37	1,706,728,522.00	0.00	3,823,096,020.48	5,529,824,542.48
<b>Overall - Total</b>	<b>281,703,818.37</b>	<b>1,706,728,522.00</b>	<b>0.00</b>	<b>3,823,096,020.48</b>	<b>5,529,824,542.48</b>

Detailed Summary			Budget	ALL Revenue	Budget+StateRev _Total Available_	Expenditure Current Month	Expenditure Year-to-Date	Expenditure Prior Year(s)	Encumbrances	Remaining Amount
MSPB Minimum School Program Basic	STATE	22PPC 22PPC Necessarily Existent Small Schools SFY2022	44,187,800.00	-	44,187,800.00	-	-	<a href="#">43,250,748.24</a>	-	937,051.76
		22PPCO 22PPCO Nec Existent Small Schools Out of State SFY22	200,000.00	-	200,000.00	-	-	<a href="#">39,192.54</a>	-	160,807.46
		22PPD 22PPD Professional Staff SFY2022	217,379,600.00	-	217,379,600.00	-	-	<a href="#">216,555,846.49</a>	-	823,753.51
		22PPF 22PPF Special	336,441,400.00	-	336,441,400.00	-	-	<a href="#">336,516,622.47</a>	-	-75,222.47




Department Budget & Expenditure Breakdown  
 Fiscal Year 2024  
 Month Ending Dec 31, 2023  
 As Reported from FINET

Date: Jan 23, 2024  
 Page: 39 of 123

**MSPB Minimum School Program Basic**

**Detailed Summary**

			Budget	ALL Revenue	Budget+StateRev _Total Available_	Expenditure Current Month	Expenditure Year-to-Date	Expenditure Prior Year(s)	Encumbrances	Remaining Amount
MSPB Minimum School Program Basic	STATE	Education - Add-on SFY2022								
		22PPG 22PPG Special Education - Preschool SFY2022	43,083,600.00	-	43,083,600.00	-	=	<a href="#">42,999,015.72</a>	=	84,584.28
		22PPH 22PPH Special Education - Self-contained SFY2022	47,650,600.00	-	47,650,600.00	-	=	<a href="#">47,397,817.06</a>	=	252,782.94
		22PPI 22PPI Special Education - Extended Year SFY2022	1,740,700.00	-	1,740,700.00	-	=	<a href="#">1,732,854.90</a>	=	7,845.10
		22PPL 22PPL Class Size Reduction SFY2022	161,406,500.00	-	161,406,500.00	-	=	<a href="#">160,362,330.80</a>	=	1,044,169.20
		22PPM 22PPM Foreign Exchange SFY2022	1,249,400.00	-	1,249,400.00	-	=	<a href="#">1,169,363.00</a>	=	80,037.00
		22PPN 22PPN Special Education - Impact Aid SFY2022	7,846,400.00	-	7,846,400.00	-	=	<a href="#">7,818,067.55</a>	=	28,332.45
		22PPP 22PPP SPED Extended Yr Special Educators	3,462,400.00	-	3,462,400.00	-	=	<a href="#">3,461,869.24</a>	=	530.76
		22PPQ 22PPQ Enrollment Growth Contingency	10,166,485.88	-	10,166,485.88	-	=	=	=	10,166,485.88
		22PPR 22PPR Students At-Risk Add-on	54,040,900.00	-	54,040,900.00	-	=	<a href="#">52,233,829.75</a>	=	1,807,070.25
		23PPA 23PPA Kindergarten SFY2023	80,511,248.00	-	80,511,248.00	-	=	<a href="#">76,966,695.52</a>	=	3,544,552.48
		23PPB 23PPB Grades 1-12	1,871,391,652.00	-	1,871,391,652.00	-	<a href="#">39,784.21</a>	<a href="#">1,727,743,758.85</a>	=	143,608,108.94



Department Budget & Expenditure Breakdown  
 Fiscal Year 2024  
 Month Ending Dec 31, 2023  
 As Reported from FINET


Date: Jan 23, 2024  
 Page: 40 of 123

### MSPB Minimum School Program Basic

#### Detailed Summary

			Budget	ALL Revenue	Budget+StateRev	Expenditure	Expenditure	Expenditure	Encumbrances	Remaining Amount
					_Total Available_	Current Month	Year-to-Date	Prior Year(s)		
MSPB Minimum School Program Basic	STATE	SFY2023								
		23PPBD 23PPBD Pub Ed Online Dist SFY2023	-	-	0.00	-	=	<a href="#">6,159,989.00</a>	=	-6,159,989.00
		23PPBO 23PPBO Pub Ed Online Offset SFY2023	-	-	0.00	-	=	<a href="#">-6,159,989.00</a>	=	6,159,989.00
		23PPC 23PPC Necessarily Existent Small Schools SFY2023	43,238,900.00	-	43,238,900.00	-	=	<a href="#">39,388,765.32</a>	=	3,850,134.68
		23PPCS 23PPCS Necessarily Existent Small Schools PEESRA	3,600,000.00	-	3,600,000.00	-	=	<a href="#">3,313,448.00</a>	=	286,552.00
		23PPD 23PPD Professional Staff SFY2023	231,728,700.00	-	231,728,700.00	-	=	<a href="#">230,687,931.72</a>	=	1,040,768.28
		23PPF 23PPF Special Education - Add-on SFY2023	372,376,900.00	-	372,376,900.00	-	=	<a href="#">372,301,653.80</a>	=	75,246.20
		23PPG 23PPG Special Education - Preschool SFY2023	45,920,100.00	-	45,920,100.00	-	=	<a href="#">45,856,657.74</a>	=	63,442.26
		23PPH 23PPH Special Education - Self-contained SFY2023	45,181,200.00	-	45,181,200.00	-	=	<a href="#">45,019,908.73</a>	=	161,291.27
		23PPI 23PPI Special Education - Extended Year SFY2023	1,857,500.00	-	1,857,500.00	-	=	<a href="#">1,846,671.45</a>	=	10,828.55
	23PPK 23PPK CTE ADM SFY2023	89,174,333.00	-	89,174,333.00	-	=	<a href="#">89,174,299.00</a>	=	34.00	






Department Budget & Expenditure Breakdown  
 Fiscal Year 2024  
 Month Ending Dec 31, 2023  
 As Reported from FINET

Date: Jan 23, 2024  
 Page: 41 of 123

### MSPB Minimum School Program Basic

#### Detailed Summary

			Budget	ALL Revenue	Budget+StateRev	Expenditure	Expenditure	Expenditure	Encumbrances	Remaining Amount
					_ Total Available _	Current Month	Year-to-Date	Prior Year(s)		
MSPB Minimum School Program Basic	STATE	23PPKA 23PPKA CTE Summer Agriculture SFY2023	2,854,422.00	-	2,854,422.00	-	=	<a href="#">2,854,422.00</a>	=	0.00
		23PPKB 23PPKB CTE Comprehensive Counseling & Guide SFY2023	12,404,736.00	-	12,404,736.00	-	<a href="#">-20,000.00</a>	<a href="#">12,404,736.00</a>	=	20,000.00
		23PPKD 23PPKD CTE College & Career Awareness SFY2023	1,772,682.00	-	1,772,682.00	-	=	<a href="#">1,760,387.00</a>	=	12,295.00
		23PPL 23PPL Class Size Reduction SFY2023	172,035,100.00	-	172,035,100.00	-	=	<a href="#">170,946,667.87</a>	=	1,088,432.13
		23PPM 23PPM Foreign Exchange SFY2023	1,562,800.00	-	1,562,800.00	-	=	<a href="#">1,239,666.00</a>	=	323,134.00
		23PPN 23PPN Special Education - Impact Aid SFY2023	8,366,600.00	-	8,366,600.00	-	=	<a href="#">8,288,473.00</a>	=	78,127.00
		23PPP 23PPP SPED Extended Yr Special Educators	3,670,500.00	-	3,670,500.00	-	<a href="#">689,542.60</a>	<a href="#">2,953,839.40</a>	=	27,118.00
		23PPQ 23PPQ Enrollment Growth Contingency	6,058,800.00	-	6,058,800.00	-	=	=	=	6,058,800.00
		23PPR 23PPR Students At-Risk Add-on	77,169,300.00	-	77,169,300.00	-	=	<a href="#">76,810,481.32</a>	=	358,818.68
		24PPA 24PPA Kindergarten SFY2024	171,424,100.00	-	171,424,100.00	10,505,060.30	<a href="#">64,760,663.28</a>	=	=	106,663,436.72
		24PPB 24PPB Grades 1-12 SFY2024	2,617,006,100.00	-	2,617,006,100.00	166,262,483.70	<a href="#">1,022,826,034.77</a>	=	=	1,594,180,065.23
24PPBD 24PPBD Pub Ed	-	-	0.00	126,814.00	<a href="#">2,748,001.50</a>	=	=	-2,748,001.50		




Department Budget & Expenditure Breakdown  
 Fiscal Year 2024  
 Month Ending Dec 31, 2023  
 As Reported from FINET

Date: Jan 23, 2024  
 Page: 42 of 123

**MSPB Minimum School Program Basic**

**Detailed Summary**

			Budget	ALL Revenue	Budget+StateRev _Total Available_	Expenditure Current Month	Expenditure Year-to-Date	Expenditure Prior Year(s)	Encumbrances	Remaining Amount
MSPB Minimum School Program Basic	STATE	Online Dist SFY2024								
		24PPBO 24PPBO Pub Ed Online Offset SFY2024	-	-	0.00	-126,814.00	<a href="#">-2,748,001.50</a>	=	=	2,748,001.50
		24PPC 24PPC Necessarily Existent Small Schools SFY2024	45,830,200.00	-	45,830,200.00	3,735,759.65	<a href="#">23,368,615.75</a>	=	=	22,461,584.25
		24PPCS 24PPCS Necessarily Existent Small Schools PEESRA	3,600,000.00	-	3,600,000.00	-	=	=	=	3,600,000.00
		24PPD 24PPD Professional Staff SFY2024	244,465,100.00	-	244,465,100.00	20,191,237.60	<a href="#">124,329,216.77</a>	=	=	120,135,883.23
		24PPF 24PPF Special Education - Add-on SFY2024	400,518,100.00	-	400,518,100.00	34,309,234.26	<a href="#">207,558,504.01</a>	=	=	192,959,595.99
		24PPG 24PPG Special Education - Preschool SFY2024	48,672,200.00	-	48,672,200.00	4,047,351.31	<a href="#">24,284,107.64</a>	=	=	24,388,092.36
		24PPH 24PPH Special Education - Self-contained SFY2024	48,509,600.00	-	48,509,600.00	4,028,771.87	<a href="#">24,172,631.87</a>	=	=	24,336,968.13
		24PPI 24PPI Special Education - Extended Year SFY2024	1,968,800.00	-	1,968,800.00	163,179.44	<a href="#">980,205.98</a>	=	=	988,594.02
		24PPK 24PPK CTE ADM SFY2024	93,972,589.00	-	93,972,589.00	7,727,073.76	<a href="#">47,222,622.31</a>	=	=	46,749,966.69
	24PPKA 24PPKA CTE Summer Agriculture SFY2024	3,573,800.00	-	3,573,800.00	1,483,020.00	<a href="#">1,483,020.00</a>	=	=	2,090,780.00	




Department Budget & Expenditure Breakdown  
 Fiscal Year 2024  
 Month Ending Dec 31, 2023  
 As Reported from FINET

Date: Jan 23, 2024  
 Page: 43 of 123

**MSPB Minimum School Program Basic**

**Detailed Summary**

			Budget	ALL Revenue	Budget+StateRev	Expenditure	Expenditure	Expenditure	Encumbrances	Remaining Amount
					_ Total Available _	Current Month	Year-to-Date	Prior Year(s)		
MSPB Minimum School Program Basic	STATE	24PPKB 24PPKB CTE Comprehensive Counseling & Guide SFY2024	13,148,096.00	-	13,148,096.00	1,237,749.05	<a href="#">6,582,400.02</a>	-	-	6,565,695.98
		24PPKC 24PPKC CTE Workbased Learning SFY2024	2,253,959.00	-	2,253,959.00	178,187.45	<a href="#">1,069,124.13</a>	-	-	1,184,834.87
		24PPKD 24PPKD CTE College & Career Awareness SFY2024	1,878,299.00	-	1,878,299.00	156,122.32	<a href="#">936,732.73</a>	-	-	941,566.27
		24PPKE 24PPKE CTE Technical Student Orgs SFY2024	1,252,200.00	-	1,252,200.00	101,918.01	<a href="#">640,692.65</a>	-	-	611,507.35
		24PPKF 24PPKF CTE Skill Certification Competency SFY2024	9,141,057.00	-	9,141,057.00	749,490.97	<a href="#">4,644,111.90</a>	-	-	4,496,945.10
		24PPL 24PPL Class Size Reduction SFY2024	182,345,200.00	-	182,345,200.00	14,948,208.53	<a href="#">91,557,403.35</a>	-	-	90,787,796.65
		24PPM 24PPM Foreign Exchange SFY2024	1,703,600.00	-	1,703,600.00	125,190.12	<a href="#">751,140.14</a>	-	-	952,459.86
		24PPN 24PPN Special Education - Impact Aid SFY2024	8,868,100.00	-	8,868,100.00	735,975.77	<a href="#">4,415,855.04</a>	-	-	4,452,244.96
		24PPP 24PPP SPED Extended Yr Special Educators	3,890,600.00	-	3,890,600.00	2,832,275.20	<a href="#">3,657,424.90</a>	-	-	233,175.10
		24PPQ 24PPQ Enrollment Growth Contingency	19,101,100.00	-	19,101,100.00	-	-	-	-	19,101,100.00
	24PPR 24PPR Students At-Risk Add-on	98,876,600.00	-	98,876,600.00	8,185,529.06	<a href="#">50,778,687.95</a>	-	-	48,097,912.05	




Department Budget & Expenditure Breakdown  
Fiscal Year 2024  
Month Ending Dec 31, 2023  
As Reported from FINET

Date: Jan 23, 2024  
Page: 44 of 123

### MSPB Minimum School Program Basic

#### Detailed Summary

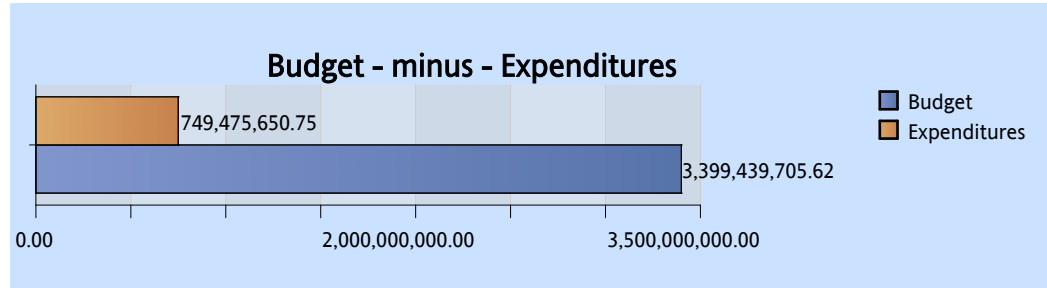
			Budget	ALL Revenue	Budget+StateRev _Total Available_	Expenditure Current Month	Expenditure Year-to-Date	Expenditure Prior Year(s)	Encumbrances	Remaining Amount
MSPB Minimum School Program Basic	STATE	24PPRS 24PPRS Students At-Risk Add-on PEESRA	586,500.00	-	586,500.00	-	=	=	=	586,500.00
<b>Summary</b>			<b>8,022,317,158.88</b>	<b>0</b>	<b>8,022,317,158.88</b>	<b>281,703,818.37</b>	<b>1,706,728,522</b>	<b>3,823,096,020.48</b>	<b>0.00</b>	<b>2,492,492,616.4</b>



Department Budget & Expenditure Breakdown  
 Fiscal Year 2024  
 Month Ending Dec 31, 2023  
 As Reported from FINET

Date: Jan 23, 2024  
 Page: 45 of 123


### MSPR Minimum School Program Related to Basic



Budget Summary	Budget	ALL Revenue	_Total Available_	_Total Expenditures & Encumbrances_	Remaining Amount
MSPR Minimum School Program Related to Basic	3,399,439,705.62	4,999,999.98	3,399,439,705.62	2,789,615,234.27	609,824,471.35

Expenditure and Encumbrance By Section	Current Month Expenditures	YTD Expenditures	YTD Encumbrances	Prior Year(s) Expenditures	Total Expenditure & Encumbrances
Current Expense	0.00	0.00	0.00	1,050,000.01	1,050,000.01
Flow Through	121,166,836.11	749,475,650.75	0.00	2,039,089,583.51	2,788,565,234.26
	0.00	0.00	0.00	0.00	0.00
<b>Overall - Total</b>	<b>121,166,836.11</b>	<b>749,475,650.75</b>	<b>0.00</b>	<b>2,040,139,583.52</b>	<b>2,789,615,234.27</b>

Detailed Summary			Budget	ALL Revenue	Budget+StateRev _Total Available_	Expenditure Current Month	Expenditure Year-to-Date	Expenditure Prior Year(s)	Encumbrances	Remaining Amount
MSPR Minimum School Program Related to Basic	STATE	17PUN Pupil Transportation Grants for Unsafe Routes SFY2017	86.94	-	86.94	-	=	=	=	86.94
		18PUN Pupil Transportation Grants for Unsafe Routes	500,000.00	-	500,000.00	-	=	94,533.24	=	405,466.76




Department Budget & Expenditure Breakdown  
 Fiscal Year 2024  
 Month Ending Dec 31, 2023  
 As Reported from FINET

Date: Jan 23, 2024  
 Page: 46 of 123

### MSPR Minimum School Program Related to Basic

#### Detailed Summary

			Budget	ALL Revenue	Budget+StateRev _Total Available_	Expenditure Current Month	Expenditure Year-to-Date	Expenditure Prior Year(s)	Encumbrances	Remaining Amount
MSPR Minimum School Program Related to Basic	STATE	SFY2018								
		20PQG 20PQG Adult Education SFY2020	11,813,375.88	-	11,813,375.88	-	<a href="#">29,916.29</a>	<a href="#">11,783,459.59</a>	=	0.00
		20PQN 20PQN Charter School Local Replacement SFY2020	177,883,768.17	-	177,883,768.17	-	=	<a href="#">177,833,768.17</a>	=	50,000.00
		20PQU 20PQU Matching Fund for School Nurses	1,002,000.00	-	1,002,000.00	-	=	<a href="#">1,001,758.39</a>	=	241.61
		20PQX 20PQX USTAR Centers (Year-round Math & Science) SFY2020	5,584,444.41	-	5,584,444.41	-	=	<a href="#">5,367,810.07</a>	=	216,634.34
		20PUB 20PUB Beverley Taylor Sorenson Elem Arts SFY2020	11,880,000.00	-	11,880,000.00	-	=	<a href="#">11,879,871.30</a>	=	128.70
		20PUJG 20PUJG Enhancement for At-Risk Students-Gang Prev	1,676,259.42	-	1,676,259.42	-	=	<a href="#">1,676,224.52</a>	=	34.90
		20PUM 20PUM Centennial Scholarship Program SFY2020	31,700.00	-	31,700.00	-	=	<a href="#">8,100.83</a>	=	23,599.17
		20PUR 20PUR Elementary School Counselor Pgm SFY2020	2,025,000.00	-	2,025,000.00	-	=	<a href="#">1,975,000.00</a>	=	50,000.00
		20PUV 20PUV Student Health & Counseling Support Pgm	12,787,900.00	-	12,787,900.00	-	<a href="#">226,139.02</a>	<a href="#">12,478,718.28</a>	=	83,042.70




Department Budget & Expenditure Breakdown  
 Fiscal Year 2024  
 Month Ending Dec 31, 2023  
 As Reported from FINET

Date: Jan 23, 2024  
 Page: 47 of 123

**MSPR Minimum School Program Related to Basic**

**Detailed Summary**

			Budget	ALL Revenue	Budget+StateRev	Expenditure	Expenditure	Expenditure	Encumbrances	Remaining Amount
					_Total Available_	Current Month	Year-to-Date	Prior Year(s)		
MSPR Minimum School Program Related to Basic	STATE	20PUVS 20PUVS Student Health & Counseling Support Pgm-SAFEUT	1,500,000.00	-	1,500,000.00	-	=	<a href="#">1,397,619.27</a>	=	102,380.73
		20PUW 20PUW Grants for Educators in High-Need Schools	411,800.00	-	411,800.00	-	=	<a href="#">396,903.58</a>	=	14,896.42
		21PQG 21PQG Adult Education SFY2021	10,909,150.00	-	10,909,150.00	-	=	<a href="#">10,901,801.87</a>	=	7,348.13
		21PQGS 21PQGS Adult Education-Supplemental SFY2021	650,055.00	-	650,055.00	-	=	<a href="#">640,073.40</a>	=	9,981.60
		21PQI 21PQI Concurrent Enrollment SFY2021	12,104,100.00	-	12,104,100.00	-	=	<a href="#">12,081,705.98</a>	=	22,394.02
		21PQN 21PQN Charter School Local Replacement SFY2021	205,331,500.00	-	205,331,500.00	-	=	<a href="#">203,051,310.00</a>	=	2,280,190.00
		21PQR 21PQR Educator Salary Adjustments SFY2021	187,954,200.00	-	187,954,200.00	-	=	<a href="#">187,954,176.92</a>	=	23.08
		21PQS 21PQS Teacher Salary Supplement Program SFY2021	22,228,600.00	-	22,228,600.00	81,203.26	<a href="#">81,203.26</a>	<a href="#">22,147,154.85</a>	=	241.89
		21PQU 21PQU Matching Fund for School Nurses	1,002,000.00	-	1,002,000.00	-	=	<a href="#">1,001,900.14</a>	=	99.86
		21PUDG 21PUDG Early Intervention General Funds SFY2021	4,910,000.00	4,999,999.98	4,910,000.00	12,264.38	<a href="#">73,586.28</a>	<a href="#">4,762,827.45</a>	=	73,586.27




Department Budget & Expenditure Breakdown  
 Fiscal Year 2024  
 Month Ending Dec 31, 2023  
 As Reported from FINET

Date: Jan 23, 2024  
 Page: 48 of 123

**MSPR Minimum School Program Related to Basic**

Detailed Summary			Budget	ALL Revenue	Budget+StateRev	Expenditure	Expenditure	Expenditure	Encumbrances	Remaining Amount
					_Total Available_	Current Month	Year-to-Date	Prior Year(s)		
MSPR Minimum School Program Related to Basic	STATE	21PUE 21PUE Charter School Funding Base Prog SFY2021	3,100,000.00	-	3,100,000.00	-	=	<a href="#">2,990,000.00</a>	=	110,000.00
		21PUI 21PUI English Lang Learner Software Support SFY2021	3,000,000.00	-	3,000,000.00	-	=	<a href="#">2,835,177.52</a>	=	164,822.48
		21PUO 21PUO Digital Teaching and Learning-Ongoing SFY2021	19,852,400.00	-	19,852,400.00	-	=	<a href="#">19,822,933.21</a>	=	29,466.79
		21PUU 21PUU Teacher and Student Success Program	108,250,000.00	-	108,250,000.00	-	=	<a href="#">108,132,261.47</a>	=	117,738.53
		21PUV 21PUV Student Health & Counseling Support Pgm	25,647,918.80	-	25,647,918.80	-	<a href="#">75,000.00</a>	<a href="#">23,614,009.37</a>	=	1,958,909.43
		22PQA 22PQA Grow Your Own Teacher & Counselor SFY2022	9,200,000.00	-	9,200,000.00	-	=	<a href="#">7,515,960.74</a>	=	1,684,039.26
		22PQG 22PQG Adult Education SFY2022	11,782,060.00	-	11,782,060.00	-	<a href="#">2,741.08</a>	<a href="#">11,734,400.74</a>	=	44,918.18
		22PQGS 22PQGS Adult Education-Supplemental SFY2022	596,111.00	-	596,111.00	-	=	<a href="#">573,851.26</a>	=	22,259.74
		22PQHG 22PQHG Enhancement for Accelerated Students Prog-GT	3,628,980.00	-	3,628,980.00	-	=	<a href="#">3,628,253.71</a>	=	726.29






Department Budget & Expenditure Breakdown  
 Fiscal Year 2024  
 Month Ending Dec 31, 2023  
 As Reported from FINET

Date: Jan 23, 2024  
 Page: 49 of 123

**MSPR Minimum School Program Related to Basic**

**Detailed Summary**

			Budget	ALL Revenue	Budget+StateRev	Expenditure	Expenditure	Expenditure	Encumbrances	Remaining Amount
					_Total Available_	Current Month	Year-to-Date	Prior Year(s)		
MSPR Minimum School Program Related to Basic	STATE	22PQN 22PQN Charter School Local Replacement SFY2022	188,341,100.00	-	188,341,100.00	-	=	<a href="#">210,099,986.00</a>	=	-21,758,886.00
		22PQR 22PQR Educator Salary Adjustments SFY2022	187,954,200.00	-	187,954,200.00	-	=	<a href="#">191,574,318.58</a>	=	-3,620,118.58
		22PQU 22PQU Matching Fund for School Nurses	1,002,000.00	-	1,002,000.00	-	=	<a href="#">1,001,900.14</a>	=	99.86
		22PQV 22PQV Dual Immersion SFY2022	5,030,000.00	-	5,030,000.00	-	=	<a href="#">5,007,000.00</a>	=	23,000.00
		22PUB 22PUB Beverley Taylor Sorenson Elem Arts SFY2022	12,880,000.00	-	12,880,000.00	36,130.86	<a href="#">36,130.86</a>	<a href="#">12,807,630.39</a>	=	36,238.75
		22PUG 22PUG Title 1 Schools in Improv Paraed Prm SFY2022	300,000.00	-	300,000.00	-	=	=	=	300,000.00
		22PUI 22PUI English Lang Learner Software Support SFY2022	4,500,000.00	-	4,500,000.00	-	<a href="#">16,204.00</a>	<a href="#">3,761,906.01</a>	=	721,889.99
		22PUJG 22PUJG Enhancement for At-Risk Students-Gang Prev	2,105,900.00	-	2,105,900.00	-	<a href="#">61,216.37</a>	<a href="#">2,044,683.62</a>	=	0.01
		22PUL 22PUL Special Education-Intensive Services SFY2022	1,000,000.00	-	1,000,000.00	269,338.86	<a href="#">269,338.86</a>	=	=	730,661.14
		22PUO 22PUO Digital Teaching and Learning-	19,852,400.00	-	19,852,400.00	-	<a href="#">76,124.40</a>	<a href="#">19,626,393.98</a>	=	149,881.62




Department Budget & Expenditure Breakdown  
 Fiscal Year 2024  
 Month Ending Dec 31, 2023  
 As Reported from FINET

Date: Jan 23, 2024  
 Page: 50 of 123

### MSPR Minimum School Program Related to Basic

#### Detailed Summary

	STATE	Ongoing SFY2022	Budget	ALL Revenue	Budget+StateRev	Expenditure	Expenditure	Expenditure	Encumbrances	Remaining Amount
					_Total Available_	Current Month	Year-to-Date	Prior Year(s)		
MSPR Minimum School Program Related to Basic										
		22PUP 22PUP Effective Teaching High Poverty Schools SFY2022	688,000.00	-	688,000.00	-	=	<a href="#">684,232.25</a>	=	3,767.75
		22PUR 22PUR Elementary School Counselor Pgm SFY2022	2,100,000.00	-	2,100,000.00	-	=	<a href="#">1,885,699.44</a>	=	214,300.56
		22PUV 22PUV Student Health & Counseling Support Pgm	25,480,000.00	-	25,480,000.00	-	=	<a href="#">24,629,901.94</a>	=	850,098.06
		23PQG 23PQG Adult Education SFY2023	12,912,275.00	-	12,912,275.00	-	=	<a href="#">12,890,253.00</a>	=	22,022.00
		23PQGS 23PQGS Adult Education-Supplemental SFY2023	478,321.00	-	478,321.00	-	=	<a href="#">247,057.38</a>	=	<a href="#">191,553.38</a>
		23PQHG 23PQHG Enhancement for Accelerated Students Prog-GT	3,870,900.00	-	3,870,900.00	-	=	<a href="#">3,859,725.26</a>	=	11,174.74
		23PQI 23PQI Concurrent Enrollment SFY2023	15,525,700.00	-	15,525,700.00	-	=	<a href="#">15,520,794.77</a>	=	4,905.23
		23PQN 23PQN Charter School Local Replacement SFY2023	205,976,700.00	-	205,976,700.00	-	=	<a href="#">232,328,140.00</a>	=	-26,351,440.00
		23PQR 23PQR Educator Salary Adjustments SFY2023	194,181,800.00	-	194,181,800.00	-	=	<a href="#">194,181,801.15</a>	=	-1.15




Department Budget & Expenditure Breakdown  
 Fiscal Year 2024  
 Month Ending Dec 31, 2023  
 As Reported from FINET

Date: Jan 23, 2024  
 Page: 51 of 123

### MSPR Minimum School Program Related to Basic

Detailed Summary			Budget	ALL Revenue	Budget+StateRev	Expenditure	Expenditure	Expenditure	Encumbrances	Remaining Amount
					_Total Available_	Current Month	Year-to-Date	Prior Year(s)		
MSPR Minimum School Program Related to Basic	STATE	23PQS 23PQS Teacher Salary Supplement Program SFY2023	22,266,100.00	-	22,266,100.00	706,292.43	<a href="#">713,327.70</a>	<a href="#">9,325,379.23</a>	-	12,227,393.07
		23PUA 23PUA Teacher Supplies & Materials SFY2023	5,500,000.00	-	5,500,000.00	-	=	<a href="#">5,497,546.87</a>	-	2,453.13
		23PUB 23PUB Beverley Taylor Sorenson Elem Arts SFY2023	17,080,000.00	-	17,080,000.00	-	<a href="#">529,116.25</a>	<a href="#">15,971,597.65</a>	-	579,286.10
		23PUC 23PUC Grants for Professional Learning SFY2023	3,935,000.00	-	3,935,000.00	-	=	<a href="#">3,931,838.30</a>	-	3,161.70
		23PUD 23PUD Early Intervention SFY2023	24,545,000.00	-	24,545,000.00	7,500.00	<a href="#">45,000.00</a>	<a href="#">24,455,000.00</a>	-	45,000.00
		23PUG 23PUG Title 1 Schools in Improv Paraed Prm SFY2023	550,000.00	-	550,000.00	28,546.85	<a href="#">30,191.49</a>	=	=	519,808.51
		23PUI 23PUI English Language Learner Software SupportPEESRA	4,500,000.00	-	4,500,000.00	-	<a href="#">864,506.88</a>	<a href="#">2,655,944.28</a>	-	979,548.84
		23PUJG 23PUJG Enhancement for At-Risk Students-Gang Prev	2,246,400.00	-	2,246,400.00	206,698.35	<a href="#">1,144,579.92</a>	<a href="#">878,408.01</a>	-	223,412.07
		23PUO 23PUO Digital Teaching and Learning-Ongoing SFY2023	19,852,400.00	-	19,852,400.00	132,483.50	<a href="#">2,956,363.09</a>	<a href="#">16,832,751.61</a>	-	63,285.30
		23PUP 23PUP Effective	801,000.00	-	801,000.00	-	=	<a href="#">146,952.24</a>	-	654,047.76




Department Budget & Expenditure Breakdown  
 Fiscal Year 2024  
 Month Ending Dec 31, 2023  
 As Reported from FINET

Date: Jan 23, 2024  
 Page: 52 of 123

**MSPR Minimum School Program Related to Basic**

**Detailed Summary**

	STATE		Budget	ALL Revenue	Budget+StateRev	Expenditure	Expenditure	Expenditure	Encumbrances	Remaining Amount
					_Total Available_	Current Month	Year-to-Date	Prior Year(s)		
MSPR Minimum School Program Related to Basic		Teaching High Poverty Schools SFY2023								
		23PUR 23PUR Elementary School Counselor Pgm SFY2023	2,100,000.00	-	2,100,000.00	-	=	<a href="#">1,975,000.00</a>	=	125,000.00
		23PUU 23PUU Teacher and Student Success Program	155,686,800.00	-	155,686,800.00	-	=	<a href="#">155,591,449.59</a>	=	95,350.41
		23PUV 23PUV Student Health & Counseling Support Pgm	25,480,000.00	-	25,480,000.00	-	<a href="#">3,695,437.74</a>	<a href="#">21,500,229.96</a>	=	284,332.30
		24PQA 24PQA Grow Your Own Teacher & Counselor SFY24 PEESRA	7,150,000.00	-	7,150,000.00	-	=	=	=	7,150,000.00
		24PQB 24PQB To & From School-Pupil Transportation SFY2024	124,493,700.00	-	124,493,700.00	10,867,708.46	<a href="#">65,245,596.22</a>	=	=	59,248,103.78
		24PQBS 24PQBS To & From School-Pupil TransportSFY2024 PEESRA	6,000,000.00	-	6,000,000.00	-	=	=	=	6,000,000.00
		24PQG 24PQG Adult Education SFY2024	14,034,276.14	-	14,034,276.14	1,154,424.92	<a href="#">6,926,549.16</a>	=	=	7,107,726.98
		24PQGC 24PQGC Adult Ed Corrections Institutions SFY2024	3,295,500.00	-	3,295,500.00	274,619.96	<a href="#">1,647,719.56</a>	=	=	1,647,780.44
		24PQGS 24PQGS Adult	349,123.86	-	349,123.86	-	<a href="#">243,739.00</a>	=	=	105,384.86




Department Budget & Expenditure Breakdown  
 Fiscal Year 2024  
 Month Ending Dec 31, 2023  
 As Reported from FINET

Date: Jan 23, 2024  
 Page: 53 of 123

**MSPR Minimum School Program Related to Basic**

**Detailed Summary**

	STATE		Budget	ALL Revenue	Budget+StateRev	Expenditure	Expenditure	Expenditure	Encumbrances	Remaining Amount
					_Total Available_	Current Month	Year-to-Date	Prior Year(s)		
MSPR Minimum School Program Related to Basic		Education-Supplemental SFY2024								
		24PQHA 24PQHA Enhancement for Accelerated Students Prog - AP	2,586,988.00	-	2,586,988.00	-	=	=	=	2,586,988.00
		24PQHG 24PQHG Enhancement for Accelerated Students Prog-GT	4,103,160.00	-	4,103,160.00	1,749,594.07	<a href="#">1,749,594.07</a>	=	=	2,353,565.93
		24PQHI 24PQHI Enhancement for Accelerated Students Prog-IB	148,452.00	-	148,452.00	4,450.00	<a href="#">4,450.00</a>	=	=	144,002.00
		24PQI 24PQI Concurrent Enrollment SFY2024	17,708,000.00	-	17,708,000.00	4,180,757.83	<a href="#">11,361,664.83</a>	=	=	6,346,335.17
		24PQM 24PQM School Land Trust Program SFY2024	101,803,300.00	-	101,803,300.00	258,177.75	<a href="#">101,803,317.44</a>	=	=	-17.44
		24PQN 24PQN Charter School Local Replacement SFY2024	247,138,000.00	-	247,138,000.00	20,606,721.72	<a href="#">125,735,569.79</a>	=	=	121,402,430.21
		24PQP 24PQP Early Literacy Program SFY2024	14,550,000.00	-	14,550,000.00	1,433,690.81	<a href="#">7,496,190.40</a>	=	=	7,053,809.60
		24PQR 24PQR Educator Salary Adjustments	391,096,200.00	-	391,096,200.00	33,286,844.95	<a href="#">200,498,033.64</a>	=	=	190,598,166.36




Department Budget & Expenditure Breakdown  
 Fiscal Year 2024  
 Month Ending Dec 31, 2023  
 As Reported from FINET

Date: Jan 23, 2024  
 Page: 54 of 123

### MSPR Minimum School Program Related to Basic

#### Detailed Summary

			Budget	ALL Revenue	Budget+StateRev _Total Available_	Expenditure Current Month	Expenditure Year-to-Date	Expenditure Prior Year(s)	Encumbrances	Remaining Amount
MSPR Minimum School Program Related to Basic	STATE	SFY2024								
		24PQS 24PQS Teacher Salary Supplement Program SFY2024	23,092,100.00	-	23,092,100.00	-	=	=	=	23,092,100.00
		24PQV 24PQV Dual Immersion SFY2024	7,367,000.00	-	7,367,000.00	613,916.28	<a href="#">3,683,497.77</a>	=	=	3,683,502.23
		24PQY 24PQY Flexible Allocation-WPU Distribution SFY2024	1,767,000.00	-	1,767,000.00	2,639,002.03	<a href="#">15,934,212.90</a>	=	=	-14,167,212.90
		24PQYS 24PQYS Flexible Allocation-WPU Distrb SFY24 PEESRA	30,000,000.00	-	30,000,000.00	-	=	=	=	30,000,000.00
		24PUA 24PUA Teacher Supplies & Materials SFY2024	5,500,000.00	-	5,500,000.00	1,137,641.86	<a href="#">5,537,641.86</a>	=	=	-37,641.86
		24PUB 24PUB Beverley Taylor Sorenson Elem Arts SFY2024	19,445,000.00	-	19,445,000.00	4,490,403.43	<a href="#">4,561,863.59</a>	=	=	14,883,136.41
		24PUBS 24PUBS Beverley Taylor Sorenson Elem Arts SFY24PEESRA	2,500,000.00	-	2,500,000.00	1,249,919.37	<a href="#">1,249,919.37</a>	=	=	1,250,080.63
		24PUC 24PUC Grants for Professional Learning SFY2024	3,935,000.00	-	3,935,000.00	343,661.21	<a href="#">1,966,600.96</a>	=	=	1,968,399.04
		24PUE 24PUE Charter School Funding Base Prog SFY2024	7,865,000.00	-	7,865,000.00	771,376.78	<a href="#">4,691,651.53</a>	=	=	3,173,348.47




Department Budget & Expenditure Breakdown  
 Fiscal Year 2024  
 Month Ending Dec 31, 2023  
 As Reported from FINET

Date: Jan 23, 2024  
 Page: 55 of 123

### MSPR Minimum School Program Related to Basic

#### Detailed Summary

			Budget	ALL Revenue	Budget+StateRev	Expenditure	Expenditure	Expenditure	Encumbrances	Remaining Amount
					_Total Available_	Current Month	Year-to-Date	Prior Year(s)		
MSPR Minimum School Program Related to Basic	STATE	24PUES 24PUES Charter School Funding Base Prog PEESRA	1,875,000.00	-	1,875,000.00	-	=	=	=	1,875,000.00
		24PUF 24PUF Youth in Custody SFY2024	31,456,500.00	-	31,456,500.00	-	<a href="#">16,526,449.00</a>	=	=	14,930,051.00
		24PUG 24PUG Title 1 Schools in Improv Paraed Prm SFY2024	300,000.00	-	300,000.00	-	=	=	=	300,000.00
		24PUI 24PUI English Language Learner Software SupportPEESRA	5,000,000.00	-	5,000,000.00	490,612.41	<a href="#">529,219.19</a>	=	=	4,470,780.81
		24PUJG 24PUJG Enhancement for At-Risk Students-Gang Prev	2,381,200.00	-	2,381,200.00	-	=	=	=	2,381,200.00
		24PUO 24PUO Digital Teaching and Learning-Ongoing SFY2024	19,852,400.00	-	19,852,400.00	1,067,595.36	<a href="#">2,181,070.93</a>	=	=	17,671,329.07
		24PUP 24PUP Effective Teaching High Poverty Schools SFY2024	801,000.00	-	801,000.00	-	=	=	=	801,000.00
		24PUR 24PUR Elementary School Counselor Pgm SFY2024	2,100,000.00	-	2,100,000.00	100,000.00	<a href="#">1,975,000.00</a>	=	=	125,000.00
		24PUS 24PUS Rural School Reimbursement Transp SFY2024	500,000.00	-	500,000.00	-	=	=	=	500,000.00
		24PUT 24PUT Pupil	1,000,000.00	-	1,000,000.00	-	=	=	=	1,000,000.00



Department Budget & Expenditure Breakdown  
 Fiscal Year 2024  
 Month Ending Dec 31, 2023  
 As Reported from FINET


Date: Jan 23, 2024  
 Page: 56 of 123

**MSPR Minimum School Program Related to Basic**

**Detailed Summary**

			Budget	ALL Revenue	Budget+StateRev _Total Available_	Expenditure Current Month	Expenditure Year-to-Date	Expenditure Prior Year(s)	Encumbrances	Remaining Amount
MSPR Minimum School Program Related to Basic	STATE	Transp-Rural School Transp Grants SFY2024								
		24PUU 24PUU Teacher and Student Success Act Program	182,800,400.00	-	182,800,400.00	18,933,229.59	<a href="#">91,282,209.32</a>	=	=	91,518,190.68
		24PUV 24PUV Student Health & Counseling Support Pgm	25,480,000.00	-	25,480,000.00	1,223,621.87	<a href="#">1,462,302.39</a>	=	=	24,017,697.61
		24PUY 24PUY Educator Professional Time PEESRA	64,000,000.00	-	64,000,000.00	12,808,406.96	<a href="#">64,008,406.96</a>	=	=	-8,406.96
<b>Summary</b>			<b>3,399,439,705.62</b>	<b>4,999,999.98</b>	<b>3,399,439,705.62</b>	<b>121,166,836.11</b>	<b>749,475,650.75</b>	<b>2,040,139,583.52</b>	<b>0.00</b>	<b>609,824,471.35</b>

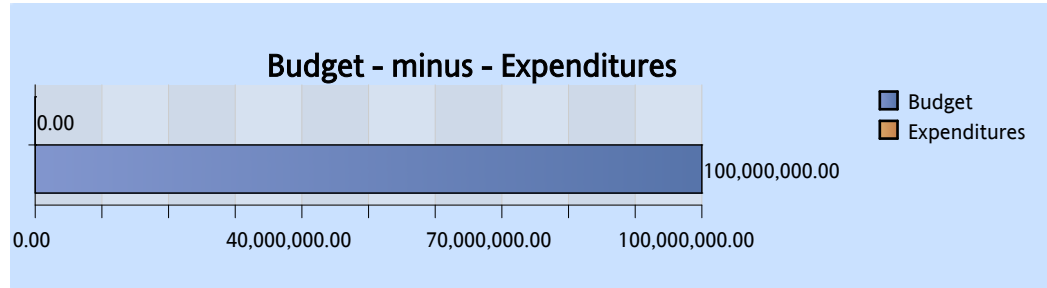




Department Budget & Expenditure Breakdown  
 Fiscal Year 2024  
 Month Ending Dec 31, 2023  
 As Reported from FINET

Date: Jan 23, 2024  
 Page: 57 of 123


### PECP Public Education Capital Projects



Budget Summary	Budget	ALL Revenue	_Total Available_	_Total Expenditures & Encumbrances_	Remaining Amount
PECP Public Education Capital Projects	100,000,000.00	0.00	100,000,000.00	49,500,033.00	50,499,967.00

Expenditure and Encumbrance By Section	Current Month Expenditures	YTD Expenditures	YTD Encumbrances	Prior Year(s) Expenditures	Total Expenditure & Encumbrances
Flow Through	0.00	0.00	0.00	49,500,033.00	49,500,033.00
<b>Overall - Total</b>	<b>0.00</b>	<b>0.00</b>	<b>0.00</b>	<b>49,500,033.00</b>	<b>49,500,033.00</b>

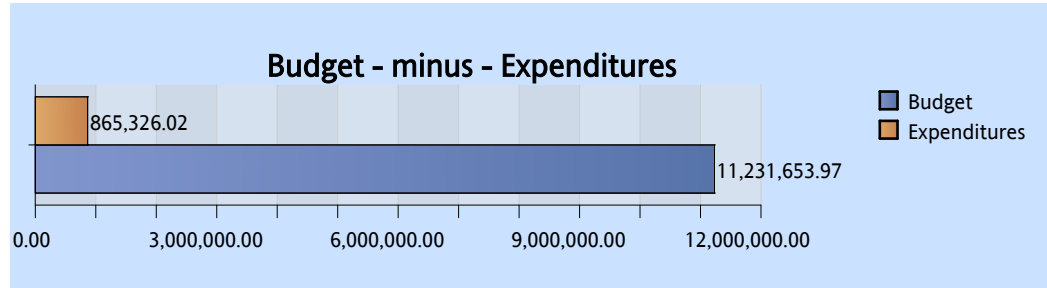
Detailed Summary			Budget	ALL Revenue	Budget +StateRev	Expenditure	Expenditure	Expenditure	Encumbrances	Remaining Amount
	STATE				_Total Available_	Current Month	Year-to-Date	Prior Year(s)		
PECP Public Education Capital Projects		23PXA 23PXA Small School District Capital Projects PEESRA	50,000,000.00	-	50,000,000.00	-	=	<a href="#">49,500,033.00</a>	=	499,967.00
		24PXA 24PXA Small School District Capital Projects PEESRA	50,000,000.00	-	50,000,000.00	-	=	=	=	50,000,000.00
<b>Summary</b>			<b>100,000,000</b>	<b>0</b>	<b>100,000,000</b>	<b>0</b>	<b>0</b>	<b>49,500,033</b>	<b>0.00</b>	<b>50,499,967</b>



Department Budget & Expenditure Breakdown  
 Fiscal Year 2024  
 Month Ending Dec 31, 2023  
 As Reported from FINET


Date: Jan 23, 2024  
 Page: 58 of 123

### POC Policy & Communications



Budget Summary	Budget	ALL Revenue	_Total Available_	_Total Expenditures & Encumbrances_	Remaining Amount
POC Policy & Communications	11,231,653.97	0.00	11,231,653.97	7,952,210.72	3,279,443.25

Expenditure and Encumbrance By Section	Current Month Expenditures	YTD Expenditures	YTD Encumbrances	Prior Year(s) Expenditures	Total Expenditure & Encumbrances
Personnel Services	123,484.56	719,965.67	0.00	5,025,252.39	5,745,218.06
Travel/In State	420.18	2,566.60	0.00	23,500.01	26,066.61
Travel/Out of State	3,022.51	6,085.85	0.00	48,352.54	54,438.39
Current Expense	20,682.43	47,588.38	92,848.76	741,768.94	882,206.08
Data Processing Current Expense	3,749.52	6,163.47	0.00	52,108.23	58,271.70
Other Charges/Pass Through	0.00	82,956.05	0.00	928,075.90	1,011,031.95
Flow Through	0.00	0.00	0.00	174,977.93	174,977.93
<b>Overall - Total</b>	<b>151,359.20</b>	<b>865,326.02</b>	<b>92,848.76</b>	<b>6,994,035.94</b>	<b>7,952,210.72</b>




Department Budget & Expenditure Breakdown  
 Fiscal Year 2024  
 Month Ending Dec 31, 2023  
 As Reported from FINET

Date: Jan 23, 2024  
 Page: 59 of 123

**POC Policy & Communications**

**Detailed Summary**

	STATE		Budget	ALL Revenue	Budget +StateRev	Expenditure	Expenditure	Expenditure	Encumbrances	Remaining Amount
					_Total Available_	Current Month	Year-to-Date	Prior Year(s)		
POC Policy & Communications	STATE	18CPO Chief Privacy Officer SFY2018	990,601.24	-	990,601.24	-	=	<a href="#">913,350.15</a>	-	77,251.09
		19CPO 19CPO Chief Privacy Officer SFY2019	895,300.00	-	895,300.00	-	=	<a href="#">689,867.64</a>	-	205,432.36
		20CPO 20CPO Chief Privacy Officer	824,489.71	-	824,489.71	-	=	<a href="#">801,816.96</a>	<a href="#">8,650.00</a>	14,022.75
		20PCAD 20PCAD Administration	598,013.02	-	598,013.02	-	=	<a href="#">545,517.02</a>	-	52,496.00
		21CPO 21CPO Chief Privacy Officer	987,700.00	-	987,700.00	-	=	<a href="#">615,739.83</a>	-	371,960.17
		21LWLG 21LWLG Administration	244,985.00	-	244,985.00	-	=	<a href="#">185,476.93</a>	-	59,508.07
		21PCAD 21PCAD Administration	673,200.00	-	673,200.00	-	=	<a href="#">563,580.70</a>	-	109,619.30
		21PGEV 21PGEV Program Evaluator	192,415.00	-	192,415.00	6,112.60	<a href="#">10,950.10</a>	<a href="#">181,464.91</a>	-	-0.01
		22CPO 22CPO Chief Privacy Officer	978,625.00	-	978,625.00	-	=	<a href="#">611,131.10</a>	-	367,493.90
		22LWLG 22LWLG Administration	235,910.00	-	235,910.00	-	=	<a href="#">207,783.77</a>	-	28,126.23
		22PGEV 22PGEV Program Evaluator	192,415.00	-	192,415.00	13,949.90	<a href="#">13,949.90</a>	<a href="#">41,943.11</a>	<a href="#">82,025.02</a>	54,496.97
		23CPO 23CPO Chief Privacy Officer	1,084,000.00	-	1,084,000.00	-	<a href="#">336.00</a>	<a href="#">585,618.06</a>	-	498,045.94
		23GR 23GR GRAMA Requests	-	-	0.00	-	=	<a href="#">-575.62</a>	-	575.62
		23LWLG 23LWLG Administration	253,000.00	-	253,000.00	-	=	<a href="#">239,391.03</a>	-	13,608.97
		23PCAD 23PCAD Administration	813,800.00	-	813,800.00	-	=	<a href="#">811,930.35</a>	-	1,869.65
		24CPO 24CPO Chief Privacy Officer	1,084,000.00	-	1,084,000.00	54,024.61	<a href="#">358,091.87</a>	-	-	725,908.13
		24LWLG 24LWLG Administration	258,000.00	-	258,000.00	16,982.88	<a href="#">108,322.75</a>	-	<a href="#">1,086.87</a>	148,590.38
24PCAD 24PCAD Administration	925,200.00	-	925,200.00	60,484.21	<a href="#">374,195.40</a>	-	<a href="#">1,086.87</a>	549,917.73		




Department Budget & Expenditure Breakdown  
 Fiscal Year 2024  
 Month Ending Dec 31, 2023  
 As Reported from FINET

Date: Jan 23, 2024  
 Page: 60 of 123

**POC Policy & Communications**

**Detailed Summary**

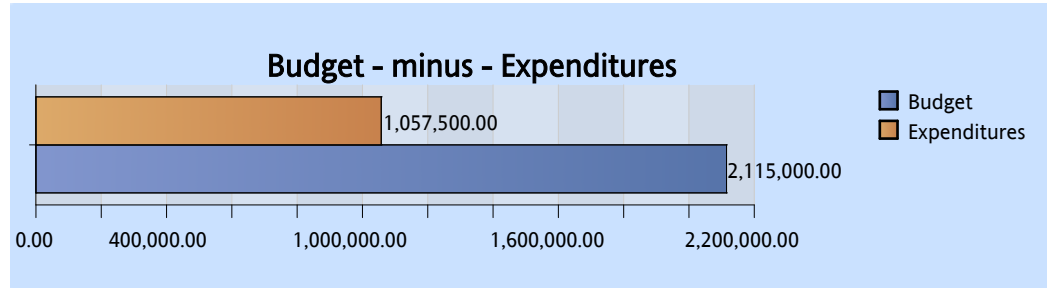
			Budget	ALL Revenue	Budget +StateRev _Total Available_	Expenditure Current Month	Expenditure Year-to-Date	Expenditure Prior Year(s)	Encumbrances	Remaining Amount
POC Policy & Communications	STATE	GR GR GRAMA Requests	-	-	0.00	-195.00	<u>-520.00</u>	=	=	520.00
<b>Summary</b>			<b>11,231,653.97</b>	<b>0</b>	<b>11,231,653.97</b>	<b>151,359.2</b>	<b>865,326.02</b>	<b>6,994,035.94</b>	<b>92,848.76</b>	<b>3,279,443.25</b>



Department Budget & Expenditure Breakdown  
 Fiscal Year 2024  
 Month Ending Dec 31, 2023  
 As Reported from FINET

Date: Jan 23, 2024  
 Page: 61 of 123


### RSC Regional Service Centers



Budget Summary	Budget	ALL Revenue	_Total Available_	_Total Expenditures & Encumbrances_	Remaining Amount
RSC Regional Service Centers	2,115,000.00	0.00	2,115,000.00	1,057,500.00	1,057,500.00

Expenditure and Encumbrance By Section	Current Month Expenditures	YTD Expenditures	YTD Encumbrances	Prior Year(s) Expenditures	Total Expenditure & Encumbrances
Flow Through	176,250.00	1,057,500.00	0.00	0.00	1,057,500.00
<b>Overall - Total</b>	<b>176,250.00</b>	<b>1,057,500.00</b>	<b>0.00</b>	<b>0.00</b>	<b>1,057,500.00</b>

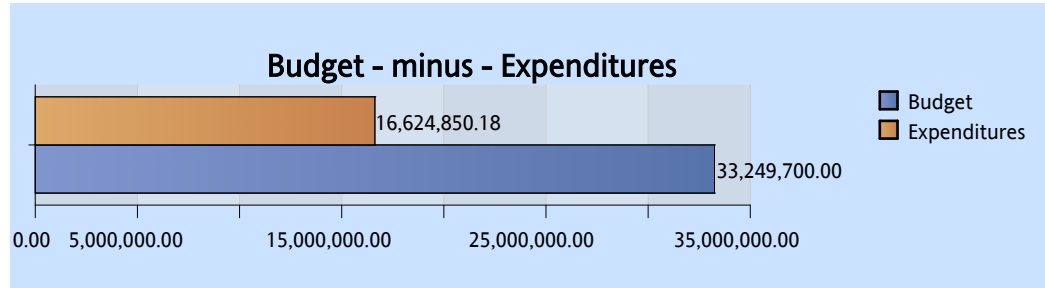
Detailed Summary			Budget	ALL Revenue	Budget +StateRev	Expenditure	Expenditure	Expenditure	Encumbrances	Remaining Amount
					_Total Available_	Current Month	Year-to-Date	Prior Year(s)		
RSC Regional Service Centers	STATE	24PIA 24PIA Regional Education Service Agencies SFY2024	2,115,000.00	-	2,115,000.00	176,250.00	<u>1,057,500.00</u>	=	=	1,057,500.00
<b>Summary</b>			<b>2,115,000</b>	<b>0</b>	<b>2,115,000</b>	<b>176,250</b>	<b>1,057,500</b>	<b>0</b>	<b>0.00</b>	<b>1,057,500</b>



Department Budget & Expenditure Breakdown  
 Fiscal Year 2024  
 Month Ending Dec 31, 2023  
 As Reported from FINET

Date: Jan 23, 2024  
 Page: 62 of 123

### SBPR Capital Outlay




Budget Summary	Budget	ALL Revenue	_Total Available_	_Total Expenditures & Encumbrances_	Remaining Amount
SBPR Capital Outlay	33,249,700.00	0.00	33,249,700.00	16,624,850.18	16,624,849.82

Expenditure and Encumbrance By Section	Current Month Expenditures	YTD Expenditures	YTD Encumbrances	Prior Year(s) Expenditures	Total Expenditure & Encumbrances
Flow Through	2,770,808.33	16,624,850.18	0.00	0.00	16,624,850.18
<b>Overall - Total</b>	<b>2,770,808.33</b>	<b>16,624,850.18</b>	<b>0.00</b>	<b>0.00</b>	<b>16,624,850.18</b>

### Detailed Summary

			Budget	ALL Revenue	Budget +StateRev	Expenditure	Expenditure	Expenditure	Encumbrances	Remaining Amount
					_Total Available_	Current Month	Year-to-Date	Prior Year(s)		
SBPR Capital Outlay	STATE	24PSA 24PSA Capital Outlay Foundation Program SFY2024	12,610,900.00	-	12,610,900.00	1,050,908.32	<a href="#">6,305,450.02</a>	=	=	6,305,449.98
		24PSAG 24PSAG Capital Outlay Foundation Program-MBG SFY2024	15,000,000.00	-	15,000,000.00	1,249,999.99	<a href="#">7,500,000.04</a>	=	=	7,499,999.96
		24PSB 24PSB Capital Outlay Enrollment Growth Prog SFY2024	1,888,800.00	-	1,888,800.00	157,400.01	<a href="#">944,400.07</a>	=	=	944,399.93
		24PSBG 24PSBG Capital Outlay Enrollment Growth	3,750,000.00	-	3,750,000.00	312,500.01	<a href="#">1,875,000.05</a>	=	=	1,874,999.95




Department Budget & Expenditure Breakdown  
Fiscal Year 2024  
Month Ending Dec 31, 2023  
As Reported from FINET

Date: Jan 23, 2024  
Page: 63 of 123

### SBPR Capital Outlay

#### Detailed Summary

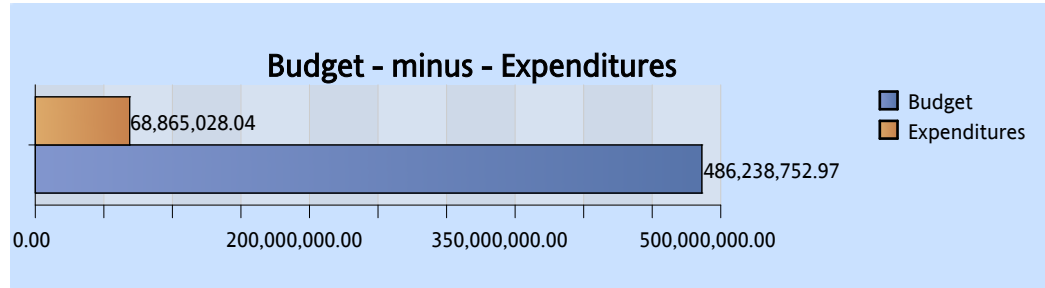
			Budget	ALL Revenue	Budget +StateRev _Total Available_	Expenditure Current Month	Expenditure Year-to-Date	Expenditure Prior Year(s)	Encumbrances	Remaining Amount
SBPR Capital Outlay	STATE	Pgm-MBG SFY24								
<b>Summary</b>			<b>33,249,700</b>	<b>0</b>	<b>33,249,700</b>	<b>2,770,808.33</b>	<b>16,624,850.18</b>	<b>0</b>	<b>0.00</b>	<b>16,624,849.82</b>



Department Budget & Expenditure Breakdown  
 Fiscal Year 2024  
 Month Ending Dec 31, 2023  
 As Reported from FINET

Date: Jan 23, 2024  
 Page: 64 of 123


### SPED Special Education



Budget Summary	Budget	ALL Revenue	_Total Available_	_Total Expenditures & Encumbrances_	Remaining Amount
SPED Special Education	486,238,752.97	293,442,617.40	486,395,812.97	314,069,561.16	172,326,251.81

Expenditure and Encumbrance By Section	Current Month Expenditures	YTD Expenditures	YTD Encumbrances	Prior Year(s) Expenditures	Total Expenditure & Encumbrances
Personnel Services	593,903.21	3,306,290.72	0.00	10,848,450.18	14,154,740.90
Travel/In State	5,728.48	20,904.21	0.00	75,142.48	96,046.69
Travel/Out of State	8,463.81	57,860.81	0.00	85,813.38	143,674.19
Current Expense	115,836.76	4,801,986.18	3,958,877.02	19,359,424.94	28,120,288.14
Data Processing Current Expense	729.56	46,002.81	18,715.58	195,065.51	259,783.90
Other Charges/Pass Through	0.00	255,740.48	0.00	1,502,963.85	1,758,704.33
Flow Through	2,852,155.67	60,376,242.83	275,625.35	208,884,454.83	269,536,323.01
	0.00	0.00	0.00	0.00	0.00
<b>Overall - Total</b>	<b>3,576,817.49</b>	<b>68,865,028.04</b>	<b>4,253,217.95</b>	<b>240,951,315.17</b>	<b>314,069,561.16</b>






Department Budget & Expenditure Breakdown  
 Fiscal Year 2024  
 Month Ending Dec 31, 2023  
 As Reported from FINET

Date: Jan 23, 2024  
 Page: 65 of 123

### SPED Special Education

#### Detailed Summary

			Budget	ALL Revenue	Budget +StateRev	Expenditure	Expenditure	Expenditure	Encumbrances	Remaining Amount
					_Total Available_	Current Month	Year-to-Date	Prior Year(s)		
SPED Special Education	STATE	16SPUF 16SPUF CEEDAR Program FFY2016	107,481.27	84,987.56	107,481.27	-	=	<a href="#">89,340.32</a>	<a href="#">4,452.13</a>	13,688.82
		18PLH Special Education State Programs SFY2018	220,000.00	-	220,000.00	-	=	<a href="#">173,218.36</a>	=	46,781.64
		19PLH 19PLH Special Education State Programs SFY2019	223,500.00	-	223,500.00	-	<a href="#">57,369.13</a>	<a href="#">160,314.87</a>	=	5,816.00
		19SPED 19SPED Administration SFY2019	31,100.00	-	31,100.00	-	=	<a href="#">31,087.97</a>	=	12.03
		20PKJ 20PKJ Paraeducator to Teacher Scholarships SFY2020	24,500.00	-	24,500.00	-	=	<a href="#">23,412.92</a>	=	1,087.08
		20PLH 20PLH Special Education State Programs SFY2020	225,000.00	-	225,000.00	-	<a href="#">45,909.34</a>	<a href="#">196,691.89</a>	=	-17,601.23
		20RTC 20RTC Regional Treatment Center Compliance SFY2020	100,000.00	-	100,000.00	-	=	<a href="#">97,001.35</a>	=	2,998.65
		21PKJ 21PKJ Paraeducator to Teacher Scholarships SFY2021	24,500.00	-	24,500.00	-	=	<a href="#">7,847.00</a>	=	16,653.00
		21PLH 21PLH Special Education State Programs SFY2021	226,400.00	-	226,400.00	31,647.40	<a href="#">55,372.54</a>	<a href="#">153,390.72</a>	=	17,636.74
		21POB 21POB Special Needs Opportunity Scholarship Pgm FY21	60,000.00	-	60,000.00	-	=	<a href="#">45,809.65</a>	=	14,190.35
		21RTC 21RTC Regional Treatment Center Compliance SFY2021	100,000.00	-	100,000.00	-	<a href="#">2,583.65</a>	<a href="#">52,736.21</a>	=	44,680.14
		21SPED 21SPED Administration	31,100.00	-	31,100.00	94.40	<a href="#">1,140.29</a>	<a href="#">28,434.58</a>	=	1,525.13




Department Budget & Expenditure Breakdown  
 Fiscal Year 2024  
 Month Ending Dec 31, 2023  
 As Reported from FINET

Date: Jan 23, 2024  
 Page: 66 of 123

### SPED Special Education

#### Detailed Summary

			Budget	ALL Revenue	Budget +StateRev	Expenditure	Expenditure	Expenditure	Encumbrances	Remaining Amount
					_Total Available_	Current Month	Year-to-Date	Prior Year(s)		
SPED Special Education	STATE	SFY2021								
		22PKI 22PKI Carson Smith SFY2022	7,357,300.00	-	7,357,300.00	-	<a href="#">-31,972.37</a>	<a href="#">7,119,869.44</a>	-	269,402.93
		22PKJ 22PKJ Paraeducator to Teacher Scholarships SFY2022	24,500.00	-	24,500.00	-	=	<a href="#">15,916.00</a>	-	8,584.00
		22PLH 22PLH Special Education State Programs SFY2022	227,500.00	-	227,500.00	-	=	<a href="#">101,013.45</a>	-	126,486.55
		22POB 22POB Special Needs Opportunity Scholarship Pgm FY22	60,800.00	-	60,800.00	-	=	<a href="#">57,747.37</a>	-	3,052.63
		22RTC 22RTC Regional Treatment Center Compliance SFY2022	50,000.00	-	50,000.00	-	=	<a href="#">4,735.86</a>	-	45,264.14
		22SPED 22SPED Administration SFY2022	31,100.00	-	31,100.00	-	=	<a href="#">11,657.74</a>	-	19,442.26
		23PKI 23PKI Carson Smith SFY2023	7,764,400.00	-	7,764,400.00	-	<a href="#">2,511,021.01</a>	<a href="#">5,232,043.05</a>	-	21,335.94
		23PKJ 23PKJ Paraeducator to Teacher Scholarships SFY2023	24,500.00	-	24,500.00	-	=	<a href="#">15,813.00</a>	-	8,687.00
		23PLH 23PLH Special Education State Programs SFY2023	234,200.00	-	234,200.00	-	<a href="#">-331.72</a>	<a href="#">132,841.28</a>	-	101,690.44
		23POB 23POB Special Needs Opportunity Scholarship Pgm FY23	63,400.00	-	63,400.00	-5,227.57	<a href="#">26.40</a>	<a href="#">61,093.50</a>	-	2,280.10
		23PTG 23PTG Regional Treatment Center Fees SFY2023	85,000.00	77,245.00	162,245.00	-9,026.01	<a href="#">5,034.17</a>	<a href="#">78,490.51</a>	-	78,720.32
		23SPED 23SPED Administration SFY2023	31,100.00	-	31,100.00	317.95	<a href="#">5,812.70</a>	<a href="#">7,885.17</a>	-	17,402.13




Department Budget & Expenditure Breakdown  
 Fiscal Year 2024  
 Month Ending Dec 31, 2023  
 As Reported from FINET

Date: Jan 23, 2024  
 Page: 67 of 123

**SPED Special Education**

**Detailed Summary**

			Budget	ALL Revenue	Budget +StateRev _Total Available_	Expenditure Current Month	Expenditure Year-to-Date	Expenditure Prior Year(s)	Encumbrances	Remaining Amount
SPED Special Education	STATE	24PKI 24PKI Carson Smith SFY2024	8,210,700.00	-	8,210,700.00	10,134.97	<a href="#">1,167,337.39</a>	=	<a href="#">22,500.00</a>	7,020,862.61
		24PKJ 24PKJ Paraeducator to Teacher Scholarships SFY2024	24,500.00	-	24,500.00	-	<a href="#">7,402.00</a>	=	<a href="#">1,348.00</a>	15,750.00
		24PKM 24PKM Autism Awareness SFY2024	63,284.00	175.00	63,284.00	-	<a href="#">34,000.00</a>	=	=	29,284.00
		24PLH 24PLH Special Education State Programs SFY2024	241,800.00	-	241,800.00	11,487.98	<a href="#">64,534.40</a>	=	=	177,265.60
		24POB 24POB Special Needs Opportunity Scholarship Pgm FY24	104,700.00	-	104,700.00	9,409.60	<a href="#">26,107.05</a>	=	=	78,592.95
		24PTG 24PTG Regional Treatment Center Fees SFY2024	94,400.00	79,815.00	174,215.00	12,041.91	<a href="#">15,824.46</a>	=	=	158,390.54
		24SPDB 24SPDB USDB Deaf Blind SFY2024	68,700.00	-	68,700.00	-	=	=	=	68,700.00
		24SPED 24SPED Administration SFY2024	31,300.00	-	31,300.00	617.65	<a href="#">4,975.36</a>	=	=	26,324.64
	FED	21DEC 21DEC Administration FFY2021	1,804,327.70	1,804,657.76	1,804,327.70	-	=	<a href="#">1,804,657.76</a>	=	-330.06
		21STAC 21STAC Special Ed State Level Activity FFY2021	10,340,034.00	10,348,844.58	10,340,034.00	-	=	<a href="#">10,348,844.58</a>	=	-8,810.58
		22ARPI 22ARPI SPED IDEA ARP FFY2022	25,725,548.00	24,955,291.68	25,725,548.00	700,127.96	<a href="#">6,746,105.08</a>	<a href="#">18,209,186.60</a>	=	770,256.32
		22ARPP 22ARPP IDEA ARP Preschool FFY2022	1,943,234.00	1,863,054.75	1,943,234.00	65,754.47	<a href="#">883,207.72</a>	<a href="#">979,847.03</a>	=	80,179.25




Department Budget & Expenditure Breakdown  
 Fiscal Year 2024  
 Month Ending Dec 31, 2023  
 As Reported from FINET

Date: Jan 23, 2024  
 Page: 68 of 123

**SPED Special Education**

**Detailed Summary**

			Budget	ALL Revenue	Budget +StateRev _Total Available_	Expenditure Current Month	Expenditure Year-to-Date	Expenditure Prior Year(s)	Encumbrances	Remaining Amount
SPED Special Education	FED	22DEC 22DEC Administration FFY2022	2,178,625.00	2,178,625.00	2,178,625.00	-225,636.26	<a href="#">488,030.19</a>	<a href="#">1,758,821.19</a>	<a href="#">429.90</a>	-68,656.28
		22FTD 22FTD Flow-through Discretionary FFY2022	1,200,000.00	1,200,000.00	1,200,000.00	1,200,000.00	<a href="#">1,200,000.00</a>	=	=	0.00
		22FTFL 22FTFL IDEA Flow-Through Formula FFY2022	116,813,272.00	116,348,792.49	116,813,272.00	154,631.93	<a href="#">1,035,165.54</a>	<a href="#">115,313,626.95</a>	=	464,479.51
		22PRE 22PRE Preschool SPED Flow-through FFY2022	3,997,822.00	3,911,889.88	3,997,822.00	13,878.29	<a href="#">69,098.29</a>	<a href="#">3,842,791.59</a>	=	85,932.12
		22SEA 22SEA SPED Admin FFY2022	87,550.00	86,437.78	87,550.00	-	<a href="#">5,209.26</a>	<a href="#">81,228.52</a>	=	1,112.22
		22STAC 22STAC Special Ed State Level Activity FFY2022	10,800,000.00	10,800,556.14	10,800,000.00	-15,148.21	<a href="#">2,216,231.48</a>	<a href="#">8,590,390.49</a>	<a href="#">1,336,097.90</a>	-1,342,719.87
		23DEC 23DEC Administration FFY2023	2,393,161.00	912,634.95	2,393,161.00	426,147.36	<a href="#">750,925.37</a>	<a href="#">1,156.00</a>	<a href="#">5,418.05</a>	1,635,661.58
		23FTD 23FTD Flow-through Discretionary FFY2023	1,365,333.00	-	1,365,333.00	-	=	=	=	1,365,333.00
		23FTFL 23FTFL IDEA Flow-Through Formula FFY2023	118,169,109.00	110,741,710.23	118,169,109.00	453,140.97	<a href="#">46,646,251.94</a>	<a href="#">64,095,458.29</a>	=	7,427,398.77
		23PRE 23PRE Preschool SPED Flow-through FFY2023	3,864,092.00	3,467,943.67	3,864,092.00	87,670.05	<a href="#">2,020,579.96</a>	<a href="#">1,447,363.71</a>	=	396,148.33
		23SEA 23SEA SPED Admin FFY2023	87,500.00	32,711.02	87,500.00	5,502.06	<a href="#">29,512.80</a>	=	=	57,987.20
		23STAC 23STAC Special Ed State Level Activity FFY2023	12,011,436.00	4,331,744.91	12,011,436.00	511,250.59	<a href="#">2,587,064.61</a>	<a href="#">579,550.25</a>	<a href="#">2,882,971.97</a>	5,961,849.17
		24DEC 24DEC Administration	2,521,454.00	-	2,521,454.00	-	=	=	=	2,521,454.00




Department Budget & Expenditure Breakdown  
 Fiscal Year 2024  
 Month Ending Dec 31, 2023  
 As Reported from FINET

Date: Jan 23, 2024  
 Page: 69 of 123

**SPED Special Education**

**Detailed Summary**

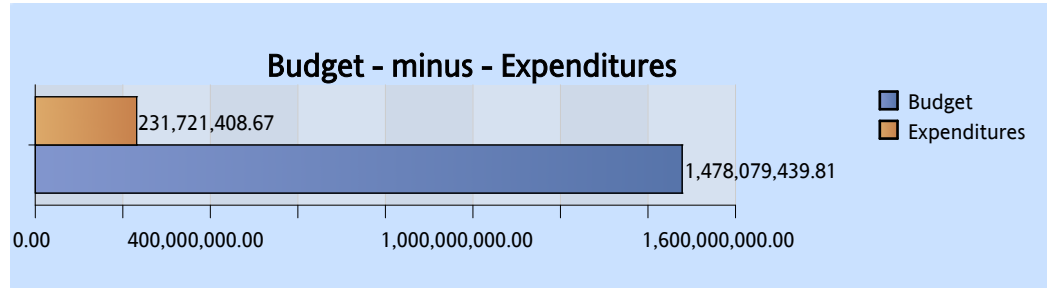
			Budget	ALL Revenue	Budget +StateRev _Total Available_	Expenditure Current Month	Expenditure Year-to-Date	Expenditure Prior Year(s)	Encumbrances	Remaining Amount
SPED Special Education	FED	FFY2024								
		24FTFL 24FTFL IDEA Flow-Through Formula FFY2024	127,519,878.00	-	127,519,878.00	-	=	=	=	127,519,878.00
		24PRE 24PRE Preschool SPED Flow-through FFY2024	3,974,569.00	-	3,974,569.00	-	=	=	=	3,974,569.00
		24SEA 24SEA SPED Admin FFY2024	87,550.00	-	87,550.00	-	=	=	=	87,550.00
		24STAC 24STAC Special Ed State Level Activity FFY2024	13,187,493.00	215,500.00	13,187,493.00	138,000.00	<u>215,500.00</u>	=	=	12,971,993.00
<b>Summary</b>			<b>486,238,752.97</b>	<b>293,442,617.4</b>	<b>486,395,812.97</b>	<b>3,576,817.49</b>	<b>68,865,028.04</b>	<b>240,951,315.17</b>	<b>4,253,217.95</b>	<b>172,326,251.81</b>



Department Budget & Expenditure Breakdown  
 Fiscal Year 2024  
 Month Ending Dec 31, 2023  
 As Reported from FINET


Date: Jan 23, 2024  
 Page: 70 of 123

### SSS Student Support Services



Budget Summary	Budget	ALL Revenue	_Total Available_	_Total Expenditures & Encumbrances_	Remaining Amount
SSS Student Support Services	1,478,079,439.81	889,928,876.27	1,478,081,089.81	976,006,551.95	502,074,537.86

Expenditure and Encumbrance By Section	Current Month Expenditures	YTD Expenditures	YTD Encumbrances	Prior Year(s) Expenditures	Total Expenditure & Encumbrances
Personnel Services	558,714.11	3,122,658.55	0.00	11,830,198.91	14,952,857.46
Travel/In State	3,808.66	30,153.94	0.00	172,572.81	202,726.75
Travel/Out of State	14,227.94	61,270.99	0.00	176,330.58	237,601.57
Current Expense	4,018,109.12	10,419,086.46	8,424,276.84	40,212,412.07	59,055,775.37
Data Processing Current Expense	3,263.47	107,960.45	33,477.02	369,283.51	510,720.98
Data Processing Capital Expenditure	387,814.24	2,684,396.81	631,051.53	6,160,539.26	9,475,987.60
Other Charges/Pass Through	0.00	332,974.79	0.00	1,818,474.05	2,151,448.84
Flow Through	26,339,546.08	214,962,906.68	0.00	674,456,526.70	889,419,433.38
	0.00	0.00	0.00	0.00	0.00
<b>Overall - Total</b>	<b>31,325,483.62</b>	<b>231,721,408.67</b>	<b>9,088,805.39</b>	<b>735,196,337.89</b>	<b>976,006,551.95</b>




Department Budget & Expenditure Breakdown  
 Fiscal Year 2024  
 Month Ending Dec 31, 2023  
 As Reported from FINET

Date: Jan 23, 2024  
 Page: 71 of 123

### SSS Student Support Services

#### Detailed Summary

	STATE		Budget	ALL Revenue	Budget+StateRev	Expenditure	Expenditure	Expenditure	Encumbrances	Remaining Amount
					_Total Available_	Current Month	Year-to-Date	Prior Year(s)		
SSS Student Support Services	STATE	17PKU 17PKU School Turnaround and Leadership Dev	6,260,983.31	-	6,260,983.31	-	=	<a href="#">6,160,960.81</a>	<a href="#">22.50</a>	100,000.00
		18PKU School Turnaround and Leadership Dev SFY2018	4,228,366.59	1,650.00	4,230,016.59	-	<a href="#">319,687.50</a>	<a href="#">2,953,269.89</a>	<a href="#">360,312.50</a>	596,746.70
		18PKUA School Turnaround and Leadership Dev Admin SFY2018	1,407,348.82	-	1,407,348.82	-	<a href="#">288.05</a>	<a href="#">1,405,101.18</a>	<a href="#">2,226.18</a>	-266.59
		19PKU 19PKU School Turnaround and Leadership Dev SFY2019	5,555,202.78	-	5,555,202.78	-	=	<a href="#">4,833,147.08</a>	=	722,055.70
		19PKUE 19PKUE School Turnaround-Evaluators SFY2019	622,669.22	-	622,669.22	-	=	<a href="#">243,620.91</a>	=	379,048.31
		19STPD 19STPD Professional Development for Indian Ed SFY2019	283,390.01	-	283,390.01	-	<a href="#">1,634.98</a>	<a href="#">281,755.03</a>	=	0.00
		19SUPV 19SUPV Suicide Prevention SFY2019	434,000.00	-	434,000.00	-	=	<a href="#">433,740.63</a>	=	259.37
		20DRNK 20DRNK Underage Drinking Prevention SFY2020	1,747,196.18	-	1,747,196.18	-	<a href="#">13,691.50</a>	<a href="#">461,200.79</a>	<a href="#">86,633.32</a>	1,185,670.57
		20PAX 20PAX Teacher Retention Program SFY2020	500,000.00	-	500,000.00	-	=	<a href="#">499,735.51</a>	=	264.49
		20PKL 20PKL ELL Software Licenses SFY2020	1,500,000.00	-	1,500,000.00	-	=	<a href="#">1,500,000.00</a>	=	0.00
		20PKS 20PKS Intergenerational Poverty Interventions SFY2020	944,356.04	-	944,356.04	-	<a href="#">8,372.65</a>	<a href="#">931,939.53</a>	=	4,043.86



Department Budget & Expenditure Breakdown  
 Fiscal Year 2024  
 Month Ending Dec 31, 2023  
 As Reported from FINET


Date: Jan 23, 2024  
 Page: 72 of 123

**SSS Student Support Services**

**Detailed Summary**

	STATE		Budget	ALL Revenue	Budget+StateRev	Expenditure	Expenditure	Expenditure	Encumbrances	Remaining Amount
					_Total Available_	Current Month	Year-to-Date	Prior Year(s)		
SSS Student Support Services	STATE	20PKU 20PKU School Turnaround and Leadership Dev SFY2020	2,220,000.00	-	2,220,000.00	-	<a href="#">158,638.81</a>	<a href="#">2,061,361.19</a>	-	0.00
		20PKUE 20PKUE School Turnaround-Evaluators SFY2020	681,148.76	-	681,148.76	-	<a href="#">134,761.50</a>	<a href="#">142,103.19</a>	<a href="#">404,284.00</a>	0.07
		20PKX 20PKX Partnerships for Student Success SFY20	2,889,401.74	-	2,889,401.74	-	<a href="#">23,899.00</a>	<a href="#">2,865,502.74</a>	-	0.00
		20PKZ 20PKZ Improvement Opportunity Outside Reg. School Day	111,766.97	-	111,766.97	-	<a href="#">213.55</a>	<a href="#">74,328.60</a>	-	37,224.82
		20PLN 20PLN State Safety & Support Pgm SFY2020	227,000.00	-	227,000.00	-	-	<a href="#">226,726.42</a>	-	273.58
		20PLNP 20PLNP School Safety Pilot Program SFY2020	150,000.00	-	150,000.00	-	<a href="#">69,890.21</a>	<a href="#">11,599.12</a>	-	68,510.67
		20SAAM 20SAAM SAS Administration SFY2020	744,745.64	-	744,745.64	-	-	<a href="#">699,745.64</a>	<a href="#">45,000.00</a>	0.00
		20SAPV 20SAPV Substance Abuse Prevention SFY2020	377,864.65	-	377,864.65	1,242.14	<a href="#">1,242.14</a>	<a href="#">367,777.93</a>	-	8,844.58
		20STPD 20STPD Professional Development for Indian Ed SFY2020	183,190.28	-	183,190.28	-	<a href="#">63,679.68</a>	<a href="#">112,407.47</a>	-	7,103.13
		20SUPV 20SUPV Suicide Prevention SFY2020	328,826.70	-	328,826.70	-	-	<a href="#">328,650.48</a>	-	176.22
		20T1PD 20T1PD ERSI Professional Development	-	-	0.00	-	-	<a href="#">-8,697.00</a>	-	8,697.00






Department Budget & Expenditure Breakdown  
 Fiscal Year 2024  
 Month Ending Dec 31, 2023  
 As Reported from FINET

Date: Jan 23, 2024  
 Page: 73 of 123

### SSS Student Support Services

Detailed Summary			Budget	ALL Revenue	Budget+StateRev	Expenditure	Expenditure	Expenditure	Encumbrances	Remaining Amount
					_Total Available_	Current Month	Year-to-Date	Prior Year(s)		
SSS Student Support Services	STATE	SFY2020								
		21DIS 21DIS Support & Discipline SFY2021	171,000.00	-	171,000.00	-	=	<a href="#">152,784.86</a>	<a href="#">1,400.00</a>	16,815.14
		21DRNK 21DRNK Underage Drinking Prevention SFY2021	1,751,000.00	-	1,751,000.00	40,985.39	<a href="#">40,985.39</a>	<a href="#">2,550.00</a>	=	1,707,464.61
		21ECSN 21ECSN Electronic Cigarette Substance & Nicotine Prev	2,475,234.26	-	2,475,234.26	-	=	<a href="#">2,461,236.71</a>	=	13,997.55
		21PAX 21PAX Teacher Retention Program SFY2021	500,000.00	-	500,000.00	-	=	<a href="#">488,627.77</a>	=	11,372.23
		21PKLD 21PKLD ELL Software Licenses SFY2021	326,200.00	-	326,200.00	-	=	<a href="#">255,123.16</a>	=	71,076.84
		21PKS 21PKS Intergenerational Poverty Interventions SFY2021	962,408.29	-	962,408.29	-	<a href="#">45,761.29</a>	<a href="#">912,414.27</a>	=	4,232.73
		21PKX 21PKX Partnerships for Student Success SFY2021	2,876,202.80	-	2,876,202.80	-	<a href="#">49,528.80</a>	<a href="#">2,826,674.00</a>	=	0.00
		21PKZ 21PKZ Improvement Opportunity Outside Reg. School Day	121,209.62	-	121,209.62	-	<a href="#">2,884.91</a>	<a href="#">100,374.99</a>	=	17,949.72
		21PLB 21PLB Enhancement for At-risk Students SFY2021	508,100.00	-	508,100.00	-	=	<a href="#">395,746.49</a>	=	112,353.51
		21PLC 21PLC Youth-in-custody SFY2021	1,190,200.00	-	1,190,200.00	-	=	<a href="#">1,102,978.50</a>	<a href="#">21,499.03</a>	65,722.47
		21PLD 21PLD Adult Education	297,900.00	-	297,900.00	-	=	<a href="#">269,209.18</a>	=	28,690.82




Department Budget & Expenditure Breakdown  
 Fiscal Year 2024  
 Month Ending Dec 31, 2023  
 As Reported from FINET

Date: Jan 23, 2024  
 Page: 74 of 123

**SSS Student Support Services**

**Detailed Summary**

	STATE	SFY2021	Budget	ALL Revenue	Budget+StateRev	Expenditure	Expenditure	Expenditure	Encumbrances	Remaining Amount
					_Total Available_	Current Month	Year-to-Date	Prior Year(s)		
SSS Student Support Services		21PLN 21PLN State Safety & Support Pgm SFY2021	331,300.00	-	331,300.00	-	=	<a href="#">207,303.37</a>	=	123,996.63
		21PLNP 21PLNP School Safety Pilot Program SFY2021	150,000.00	-	150,000.00	-	=	<a href="#">127,795.24</a>	=	22,204.76
		21PLO 21PLO Student Health & Counseling Support Pgm Admin	320,000.00	-	320,000.00	-	=	<a href="#">208,850.48</a>	=	111,149.52
		21SAAM 21SAAM SSS Administration SFY2021	1,236,830.00	-	1,236,830.00	-	=	<a href="#">760,764.56</a>	<a href="#">62,933.84</a>	413,131.60
		21SAFE 21SAFE School Safety SFY2021	158,170.00	-	158,170.00	406.80	<a href="#">6,010.11</a>	<a href="#">139,623.73</a>	=	12,536.16
		21SAPV 21SAPV Substance Abuse Prevention SFY2021	410,000.00	-	410,000.00	-	<a href="#">93,679.92</a>	<a href="#">308,721.35</a>	=	7,598.73
		21SMH 21SMH School Mental Health SFY21	500,000.00	-	500,000.00	-	=	<a href="#">282,509.31</a>	=	217,490.69
		21STAD 21STAD Administration for Indian Ed SFY2021	202,087.35	-	202,087.35	-	<a href="#">862.00</a>	<a href="#">191,311.35</a>	<a href="#">9,914.00</a>	0.00
		21STPD 21STPD Professional Development for Indian Ed SFY2021	162,012.65	-	162,012.65	-	<a href="#">26,358.67</a>	<a href="#">103,295.17</a>	=	32,358.81
		21SUPA 21SUPA Suicide Prevention Admin SFY2021	265,000.00	-	265,000.00	-	=	<a href="#">221,276.89</a>	<a href="#">7,635.00</a>	36,088.11
		21SUPE 21SUPE Suicide Prevention Elementary SFY2021	45,000.00	-	45,000.00	-	=	<a href="#">43,999.95</a>	=	1,000.05




Department Budget & Expenditure Breakdown  
 Fiscal Year 2024  
 Month Ending Dec 31, 2023  
 As Reported from FINET

Date: Jan 23, 2024  
 Page: 75 of 123

**SSS Student Support Services**

**Detailed Summary**

	STATE		Budget	ALL Revenue	Budget+StateRev	Expenditure	Expenditure	Expenditure	Encumbrances	Remaining Amount
					_Total Available_	Current Month	Year-to-Date	Prior Year(s)		
SSS Student Support Services	STATE	21SUPV 21SUPV Suicide Prevention SFY2021	434,000.00	-	434,000.00	-	=	<a href="#">415,305.90</a>	=	18,694.10
		22DIS 22DIS Support & Discipline SFY2022	171,000.00	-	171,000.00	-	=	<a href="#">34,472.08</a>	=	136,527.92
		22DRNK 22DRNK Underage Drinking Prevention SFY2022	1,751,900.00	-	1,751,900.00	-	<a href="#">2,070.00</a>	<a href="#">86,802.50</a>	<a href="#">145,943.00</a>	1,517,084.50
		22ECSN 22ECSN Electronic Cigarette Substance & Nicotine Prev	5,084,200.00	-	5,084,200.00	-	<a href="#">820,000.00</a>	<a href="#">4,264,000.00</a>	=	200.00
		22PAX 22PAX Teacher Retention Program SFY2022	725,000.00	-	725,000.00	-	=	<a href="#">707,969.70</a>	=	17,030.30
		22PKS 22PKS Intergenerational Poverty Interventions SFY2022	942,299.85	-	942,299.85	-	<a href="#">109,226.28</a>	<a href="#">797,650.76</a>	=	35,422.81
		22PKX 22PKX Partnerships for Student Success SFY2022	1,883,204.92	-	1,883,204.92	-	<a href="#">47,233.72</a>	<a href="#">1,828,090.64</a>	=	7,880.56
		22PKXA 22PKXA Partnerships for Student Success Admin SFY2022	142,195.08	-	142,195.08	-	=	<a href="#">141,453.01</a>	<a href="#">742.07</a>	0.00
		22PKZ 22PKZ Improvement Opportunity Outside Reg. School Day	115,675.39	-	115,675.39	-	=	<a href="#">100,148.32</a>	=	15,527.07
		22PLA 22PLA Comprehensive Guidance SFY2022	198,600.00	-	198,600.00	682.20	<a href="#">682.20</a>	<a href="#">99,825.69</a>	<a href="#">44,415.82</a>	53,676.29
		22PLB 22PLB Enhancement for At-risk Students SFY2022	511,600.00	-	511,600.00	-	=	<a href="#">497,243.44</a>	<a href="#">1,484.13</a>	12,872.43




Department Budget & Expenditure Breakdown  
 Fiscal Year 2024  
 Month Ending Dec 31, 2023  
 As Reported from FINET

Date: Jan 23, 2024  
 Page: 76 of 123

**SSS Student Support Services**

**Detailed Summary**

	STATE		Budget	ALL Revenue	Budget+StateRev	Expenditure	Expenditure	Expenditure	Encumbrances	Remaining Amount
					_Total Available_	Current Month	Year-to-Date	Prior Year(s)		
SSS Student Support Services	STATE	22PLC 22PLC Youth-in-custody SFY2022	1,112,800.00	-	1,112,800.00	-	<a href="#">49,363.37</a>	<a href="#">163,255.08</a>	<a href="#">217,408.72</a>	682,772.83
		22PLD 22PLD Adult Education SFY2022	299,400.00	-	299,400.00	-	<a href="#">-13,823.91</a>	<a href="#">313,223.91</a>	=	0.00
		22PLN 22PLN State Safety & Support Pgm SFY2022	231,700.00	-	231,700.00	-	<a href="#">6,105.57</a>	<a href="#">154,618.16</a>	<a href="#">3,500.02</a>	67,476.25
		22PLNP 22PLNP School Safety Pilot Program SFY2022	150,000.00	-	150,000.00	-	<a href="#">51,632.11</a>	<a href="#">36,941.38</a>	<a href="#">440.00</a>	60,986.51
		22PLO 22PLO Student Health & Counseling Support Pgm Admin	321,000.00	-	321,000.00	-	=	<a href="#">200,145.04</a>	<a href="#">12,690.07</a>	108,164.89
		22RO 22RO SSS Resource Officer SFY2022	20,000.00	-	20,000.00	-	=	=	=	20,000.00
		22SAAM 22SAAM SSS Administration SFY2022	1,443,030.00	-	1,443,030.00	-	<a href="#">-0.01</a>	<a href="#">1,285,615.30</a>	<a href="#">3,710.32</a>	153,704.39
		22SAFE 22SAFE School Safety SFY2022	158,170.00	-	158,170.00	-	=	<a href="#">157,072.66</a>	<a href="#">742.07</a>	355.27
		22SAPV 22SAPV Substance Abuse Prevention SFY2022	410,000.00	-	410,000.00	-	=	<a href="#">405,231.11</a>	<a href="#">742.07</a>	4,026.82
		22SFML 22SFML SSS Federal Mineral Lease SFY2022	221,608.75	-	221,608.75	-	=	<a href="#">220,866.68</a>	<a href="#">742.07</a>	0.00
		22SMH 22SMH School Mental Health SFY22	500,000.00	-	500,000.00	-	=	<a href="#">325,017.02</a>	=	174,982.98
22STAD 22STAD Administration for Indian Ed SFY2022	179,530.07	-	179,530.07	-	=	<a href="#">178,788.00</a>	<a href="#">742.07</a>	0.00		




Department Budget & Expenditure Breakdown  
 Fiscal Year 2024  
 Month Ending Dec 31, 2023  
 As Reported from FINET

Date: Jan 23, 2024  
 Page: 77 of 123

**SSS Student Support Services**

**Detailed Summary**

	STATE		Budget	ALL Revenue	Budget+StateRev	Expenditure	Expenditure	Expenditure	Encumbrances	Remaining Amount
					_Total Available_	Current Month	Year-to-Date	Prior Year(s)		
SSS Student Support Services	STATE	22STPD 22STPD Professional Development for Indian Ed SFY2022	184,569.93	-	184,569.93	-	<a href="#">1,165.76</a>	<a href="#">87,059.59</a>	<a href="#">1,769.50</a>	94,575.08
		22SUPA 22SUPA Suicide Prevention Admin SFY2022	381,155.96	-	381,155.96	-	<a href="#">-1,305.71</a>	<a href="#">380,654.60</a>	<a href="#">1,807.07</a>	0.00
		22SUPV 22SUPV Suicide Prevention SFY2022	1,362,844.04	-	1,362,844.04	-	<a href="#">48,000.00</a>	<a href="#">1,063,004.29</a>	=	251,839.75
		23CSSD 23CSSD Computer-based Social Skills Development	300,000.00	-	300,000.00	-	=	=	<a href="#">205,000.00</a>	95,000.00
		23DIS 23DIS Support & Discipline SFY2023	171,000.00	-	171,000.00	-	=	<a href="#">122,438.52</a>	<a href="#">1,400.00</a>	47,161.48
		23DRNK 23DRNK Underage Drinking Prevention SFY2023	1,731,400.00	-	1,731,400.00	-	=	<a href="#">-150.00</a>	=	1,731,550.00
		23ECSN 23ECSN Electronic Cigarette Substance & Nicotine Prev	5,084,200.00	-	5,084,200.00	-	<a href="#">3,380,000.00</a>	=	=	1,704,200.00
		23HTC 23HTC Students Exp Homelessness Teen Cntrs PEESRA	3,500,000.00	-	3,500,000.00	657,792.27	<a href="#">1,269,051.87</a>	<a href="#">232,089.11</a>	=	1,998,859.02
		23PAF 23PAF School Turnaround & Leadership Development	5,732,100.00	-	5,732,100.00	218,536.98	<a href="#">341,882.52</a>	<a href="#">327,505.39</a>	<a href="#">111,340.49</a>	4,951,371.60
		23PAX 23PAX Teacher Retention Program SFY2023	500,000.00	-	500,000.00	-	=	<a href="#">499,999.99</a>	=	0.01
23PKS 23PKS Intergenerational	920,307.00	-	920,307.00	-	<a href="#">264,729.12</a>	<a href="#">609,434.18</a>	=	46,143.70		




Department Budget & Expenditure Breakdown  
 Fiscal Year 2024  
 Month Ending Dec 31, 2023  
 As Reported from FINET

Date: Jan 23, 2024  
 Page: 78 of 123

### SSS Student Support Services

#### Detailed Summary

	STATE		Budget	ALL Revenue	Budget+StateRev	Expenditure	Expenditure	Expenditure	Encumbrances	Remaining Amount
					_Total Available_	Current Month	Year-to-Date	Prior Year(s)		
SSS Student Support Services	STATE	Poverty Interventions SFY2023								
		23PKSA 23PKSA Intergenerational Poverty Interventions Admin	85,493.00	-	85,493.00	-	=	<a href="#">60,708.60</a>	-	24,784.40
		23PKX 23PKX Partnerships for Student Success SFY2023	2,844,220.00	-	2,844,220.00	-	<a href="#">346,473.48</a>	<a href="#">2,411,494.66</a>	-	86,251.86
		23PKXA 23PKXA Partnerships for Student Success Admin SFY2023	168,780.00	-	168,780.00	-	<a href="#">559.11</a>	<a href="#">125,652.17</a>	-	42,568.72
		23PKZ 23PKZ Improvement Opportunity Outside Reg. School Day	117,800.00	-	117,800.00	-	<a href="#">30,625.00</a>	<a href="#">55,090.59</a>	-	32,084.41
		23PKZA 23PKZA Improvement Opp Outside Reg. School Day Admin	12,500.00	-	12,500.00	-	<a href="#">45.33</a>	<a href="#">10,108.63</a>	-	2,346.04
		23PLA 23PLA Comprehensive Guidance SFY2023	202,900.00	-	202,900.00	-	<a href="#">-53.94</a>	<a href="#">175,227.38</a>	<a href="#">9,800.00</a>	17,926.56
		23PLC 23PLC Youth-in-custody SFY2023	1,108,100.00	-	1,108,100.00	61,110.00	<a href="#">108,342.37</a>	<a href="#">1,002,126.18</a>	<a href="#">25,295.62</a>	-27,664.17
		23PLD 23PLD Adult Education SFY2023	278,800.00	-	278,800.00	-	<a href="#">2,198.05</a>	<a href="#">267,206.21</a>	-	9,395.74
		23PLN 23PLN State Safety & Support Pgm SFY2023	461,700.00	-	461,700.00	-	<a href="#">302.16</a>	<a href="#">272,405.98</a>	<a href="#">11,183.99</a>	177,807.87
		23PLO 23PLO Student Health & Counseling Support Pgm Admin	328,900.00	-	328,900.00	-	<a href="#">214.68</a>	<a href="#">308,111.35</a>	<a href="#">7,320.33</a>	13,253.64




Department Budget & Expenditure Breakdown  
 Fiscal Year 2024  
 Month Ending Dec 31, 2023  
 As Reported from FINET

Date: Jan 23, 2024  
 Page: 79 of 123

### SSS Student Support Services

Detailed Summary			Budget	ALL Revenue	Budget+StateRev	Expenditure	Expenditure	Expenditure	Encumbrances	Remaining Amount
					_Total Available_	Current Month	Year-to-Date	Prior Year(s)		
SSS Student Support Services	STATE	23POG 23POG Utah Fits All SFY2023	51,300.00	-	51,300.00	-	=	=	=	51,300.00
		23PPS 23PPS Period Products in Schools HB162 PEESRA	2,300,000.00	-	2,300,000.00	-	<a href="#">221,815.89</a>	<a href="#">1,442,374.23</a>	=	635,809.88
		23PYGS 23PYGS School Safety Amendments HB428	10,000.00	-	10,000.00	-	=	=	=	10,000.00
		23SAAM 23SAAM SSS Administration SFY2023	1,654,400.00	-	1,654,400.00	768.77	<a href="#">15,943.44</a>	<a href="#">1,078,041.80</a>	<a href="#">8,179.49</a>	552,235.27
		23SAFE 23SAFE School Safety SFY2023	160,000.00	-	160,000.00	-	=	<a href="#">158,341.66</a>	=	1,658.34
		23SAPV 23SAPV Substance Abuse Prevention SFY2023	410,000.00	-	410,000.00	-	<a href="#">74,126.21</a>	<a href="#">325,647.58</a>	=	10,226.21
		23SEIA 23SEIA Student Eligibility in Interscholastic Act	504,400.00	-	504,400.00	-	=	=	=	504,400.00
		23SFML 23SFML SSS Federal Mineral Lease SFY2023	167,000.00	-	167,000.00	-	=	=	=	167,000.00
		23SMH 23SMH School Mental Health SFY23	500,000.00	-	500,000.00	-	<a href="#">222,835.96</a>	<a href="#">215,256.28</a>	=	61,907.76
		23SPD 23SPD SSS Professional Development SFY2023	64,300.00	-	64,300.00	-	<a href="#">2.90</a>	<a href="#">-562.20</a>	=	64,859.30
		23STAD 23STAD Administration for Indian Ed SFY2023	184,064.97	-	184,064.97	-	=	<a href="#">184,064.97</a>	=	0.00
		23STPD 23STPD Professional Development for Indian Ed	180,035.03	-	180,035.03	-	<a href="#">37,882.41</a>	<a href="#">31,752.79</a>	<a href="#">2,200.00</a>	108,199.83




Department Budget & Expenditure Breakdown  
 Fiscal Year 2024  
 Month Ending Dec 31, 2023  
 As Reported from FINET

Date: Jan 23, 2024  
 Page: 80 of 123

### SSS Student Support Services

Detailed Summary			Budget	ALL Revenue	Budget+StateRev	Expenditure	Expenditure	Expenditure	Encumbrances	Remaining Amount
					_Total Available_	Current Month	Year-to-Date	Prior Year(s)		
SSS Student Support Services	STATE	SFY2023								
		23SUAS 23SUAS Anti Bullying/Suicide Prevention SFY2023	50,000.00	-	50,000.00	-	-946.95	3,780.77	-	47,166.18
		23SUPA 23SUPA Suicide Prevention Admin SFY2023	371,928.33	-	371,928.33	-	123.09	361,310.24	10,495.00	0.00
		23SUPV 23SUPV Suicide Prevention SFY2023	1,372,071.67	9,000.00	1,372,071.67	-	-	1,001,000.00	-	371,071.67
		24DIS 24DIS Support & Discipline SFY2024	347,500.00	-	347,500.00	11,259.65	75,554.51	-	56,651.09	215,294.40
		24DRNK 24DRNK Underage Drinking Prevention SFY2024	1,756,800.00	-	1,756,800.00	-	444,198.20	-	619,476.00	693,125.80
		24ECSN 24ECSN Electronic Cigarette Substance & Nicotine Prev	5,084,200.00	-	5,084,200.00	-	-	-	-	5,084,200.00
		24HTC 24HTC Students Exp Homelessness Teen Cntrs PEESRA	15,000,000.00	-	15,000,000.00	87,000.00	87,000.00	-	-	14,913,000.00
		24PAF 24PAF School Turnaround & Leadership Development	7,104,000.00	-	7,104,000.00	283,922.34	594,939.36	-	1,185.97	6,507,874.67
		24PAX 24PAX Teacher Retention Program SFY2024	725,000.00	-	725,000.00	270,881.58	321,395.90	-	-	403,604.10
		24PKAUL 24PKAUL Anti-bullying	300,000.00	-	300,000.00	37,200.00	192,800.00	-	-	107,200.00






Department Budget & Expenditure Breakdown  
 Fiscal Year 2024  
 Month Ending Dec 31, 2023  
 As Reported from FINET

Date: Jan 23, 2024  
 Page: 81 of 123

**SSS Student Support Services**

**Detailed Summary**

	STATE		Budget	ALL Revenue	Budget+StateRev	Expenditure	Expenditure	Expenditure	Encumbrances	Remaining Amount
					_Total Available_	Current Month	Year-to-Date	Prior Year(s)		
SSS Student Support Services	STATE	24PKS 24PKS Intergenerational Poverty Interventions SFY2024	920,307.00	-	920,307.00	15,089.85	<a href="#">34,985.14</a>	=	=	885,321.86
		24PKSA 24PKSA Intergenerational Poverty Interventions Admin	90,593.00	-	90,593.00	5,808.01	<a href="#">28,816.31</a>	=	=	61,776.69
		24PKX 24PKX Partnerships for Student Success SFY2024	2,842,220.00	-	2,842,220.00	-	<a href="#">248,529.38</a>	=	=	2,593,690.62
		24PKXA 24PKXA Partnerships for Student Success Admin SFY2024	180,780.00	-	180,780.00	8,211.45	<a href="#">57,165.36</a>	=	=	123,614.64
		24PKZ 24PKZ Improvement Opportunity Outside Reg. School Day	120,500.00	-	120,500.00	294.11	<a href="#">294.11</a>	=	=	120,205.89
		24PKZA 24PKZA Improvement Opp Outside Reg. School Day Admin	12,500.00	-	12,500.00	519.24	<a href="#">4,303.26</a>	=	=	8,196.74
		24PLA 24PLA Comprehensive Guidance SFY2024	214,000.00	-	214,000.00	13,309.34	<a href="#">86,648.77</a>	=	<a href="#">4,131.70</a>	123,219.53
		24PLB 24PLB Enhancement for At-risk Students SFY2024	561,200.00	-	561,200.00	37,559.17	<a href="#">208,308.22</a>	=	=	352,891.78
		24PLC 24PLC Youth-in-custody SFY2024	1,145,200.00	-	1,145,200.00	44,396.86	<a href="#">328,195.68</a>	=	<a href="#">99,233.38</a>	717,770.94
		24PLD 24PLD Adult Education SFY2024	294,400.00	-	294,400.00	14,930.45	<a href="#">111,687.78</a>	=	<a href="#">41,208.79</a>	141,503.43
24PLN 24PLN State Safety &	511,900.00	-	511,900.00	21,343.00	<a href="#">184,841.90</a>	=	<a href="#">13,819.66</a>	313,238.44		




Department Budget & Expenditure Breakdown  
 Fiscal Year 2024  
 Month Ending Dec 31, 2023  
 As Reported from FINET

Date: Jan 23, 2024  
 Page: 82 of 123

**SSS Student Support Services**

**Detailed Summary**

	STATE	Support Pgm SFY2024	Budget	ALL Revenue	Budget+StateRev	Expenditure	Expenditure	Expenditure	Encumbrances	Remaining Amount
					_Total Available_	Current Month	Year-to-Date	Prior Year(s)		
SSS Student Support Services		24PLO 24PLO Student Health & Counseling Support Pgm Admin	324,600.00	-	324,600.00	18,310.26	<a href="#">127,666.94</a>	=	<a href="#">178.47</a>	196,754.59
		24POG 24POG Utah Fits All SFY2024	1,073,400.00	-	1,073,400.00	-	=	=	<a href="#">969,539.38</a>	103,860.62
		24POH 24POH School Safety & Support Grants PEESRA	75,000,000.00	-	75,000,000.00	-	=	=	=	75,000,000.00
		24PYDP 24PYDP Parent Engagement SFY2024	146,800.00	-	146,800.00	-	=	=	=	146,800.00
		24RSEI 24RSEI Research Supported Social & Emotional Instr	600,000.00	-	600,000.00	52,380.14	<a href="#">176,322.40</a>	=	=	423,677.60
		24SAAM 24SAAM SSS Administration SFY2024	1,642,700.00	-	1,642,700.00	91,657.67	<a href="#">508,650.63</a>	=	<a href="#">19,195.88</a>	1,114,853.49
		24SAFE 24SAFE School Safety Admin SFY2024	175,500.00	-	175,500.00	11,369.45	<a href="#">74,420.27</a>	=	=	101,079.73
		24SAPV 24SAPV Substance Abuse Prevention SFY2024	414,300.00	-	414,300.00	13,978.62	<a href="#">86,877.55</a>	=	=	327,422.45
		24SAST 24SAST School Safety SFY2024	3,600,000.00	-	3,600,000.00	1,193.35	<a href="#">6,189.30</a>	=	<a href="#">54,000.00</a>	3,539,810.70
		24SEIA 24SEIA Student Eligibility in Interscholastic Act	4,400.00	-	4,400.00	-	=	=	=	4,400.00
		24SFML 24SFML SSS Federal Mineral Lease SFY2024	167,000.00	-	167,000.00	-	=	=	=	167,000.00




Department Budget & Expenditure Breakdown  
 Fiscal Year 2024  
 Month Ending Dec 31, 2023  
 As Reported from FINET

Date: Jan 23, 2024  
 Page: 83 of 123

### SSS Student Support Services

Detailed Summary			Budget	ALL Revenue	Budget+StateRev	Expenditure	Expenditure	Expenditure	Encumbrances	Remaining Amount
					_Total Available_	Current Month	Year-to-Date	Prior Year(s)		
SSS Student Support Services	STATE	24SMH 24SMH School Mental Health SFY24	500,000.00	-	500,000.00	27,006.62	<a href="#">41,469.60</a>	=	=	458,530.40
		24SPD 24SPD SSS Professional Development SFY2024	64,300.00	-	64,300.00	-	=	=	=	64,300.00
		24STAD 24STAD Administration for Indian Ed SFY2024	274,100.00	-	274,100.00	14,594.41	<a href="#">88,890.82</a>	=	<a href="#">6,800.00</a>	178,409.18
		24STPD 24STPD Professional Development for Indian Ed SFY2024	90,000.00	-	90,000.00	4,735.39	<a href="#">6,822.69</a>	=	=	83,177.31
		24SUAS 24SUAS Anti Bullying/Suicide Prevention SFY2024	50,000.00	-	50,000.00	-	<a href="#">16,318.04</a>	=	<a href="#">33,681.96</a>	0.00
		24SUPA 24SUPA Suicide Prevention Admin SFY2024	742,000.00	-	742,000.00	22,879.64	<a href="#">157,614.95</a>	=	<a href="#">57,175.00</a>	527,210.05
		24SUPV 24SUPV Suicide Prevention SFY2024	1,002,000.00	9,000.00	1,002,000.00	-	<a href="#">1,002,000.00</a>	=	=	0.00
		S22DRN S22DRN Underage Drinking Prevention PSC	1,500.00	-	1,500.00	-	=	<a href="#">939.95</a>	=	560.05
		S23DRN S23DRN Underage Drinking Prevention PSC	25,000.00	-	25,000.00	-	=	<a href="#">17,447.94</a>	=	7,552.06
		S24DRN S24DRN Underage Drinking Prevention SFY2024 PSC	3,000.00	-	3,000.00	1,380.00	<a href="#">1,380.00</a>	=	=	1,620.00
FED	21ARAS 21ARAS American Rescue Plan-Comprehensive	6,159,290.16	2,736,890.00	6,159,290.16	126,713.70	<a href="#">876,038.02</a>	<a href="#">1,941,725.94</a>	=	3,341,526.20	




Department Budget & Expenditure Breakdown  
 Fiscal Year 2024  
 Month Ending Dec 31, 2023  
 As Reported from FINET

Date: Jan 23, 2024  
 Page: 84 of 123

**SSS Student Support Services**

**Detailed Summary**

	Budget	ALL Revenue	Budget+StateRev	Expenditure	Expenditure	Expenditure	Encumbrances	Remaining Amount
			_Total Available_	Current Month	Year-to-Date	Prior Year(s)		
SSS Student Support Services								
FED After-School FFY21								
21ARPA 21ARPA American Rescue Plan-Administration FFY2021	3,079,645.08	346,933.15	3,079,645.08	20,460.86	<a href="#">83,442.92</a>	<a href="#">251,925.47</a>	<a href="#">39,390.00</a>	2,704,886.69
21ARPF 21ARPF American Rescue Plan-Flow-through FFY2021	554,336,114.40	360,550,945.02	554,336,114.40	15,726,311.99	<a href="#">109,451,766.30</a>	<a href="#">251,099,178.72</a>	-	193,785,169.38
21ARPH 21ARPH ARP ESSER Homeless Children & Youth FFY2021	4,033,829.00	2,177,190.17	4,033,829.00	114,986.95	<a href="#">1,171,551.24</a>	<a href="#">1,005,638.93</a>	-	1,856,638.83
21ARPL 21ARPL American Rescue Plan -Accelerated Learning FFY2021	30,867,414.96	17,342,981.61	30,867,414.96	369,489.32	<a href="#">2,341,224.18</a>	<a href="#">15,000,463.68</a>	<a href="#">1,273,302.17</a>	12,252,424.93
21ARPS 21ARPS American Rescue Plan-Summer Enrichment FFY2021	6,269,596.16	2,743,929.44	6,269,596.16	259,699.87	<a href="#">1,422,222.44</a>	<a href="#">1,321,707.00</a>	-	3,525,666.72
21ARPV 21ARPV American Rescue Plan-State Reserve FFY2021	15,398,225.40	6,012,398.79	15,398,225.40	597,670.65	<a href="#">2,602,661.84</a>	<a href="#">3,381,411.64</a>	<a href="#">818,555.59</a>	8,595,596.33
21CPFT 21CPFT Career Path Flow Through FFY2021	239,890.00	226,236.43	239,890.00	-	<a href="#">5,607.90</a>	<a href="#">220,628.53</a>	-	13,653.57
21CPSA 21CPSA Career Path State Activities FFY2021	273,956.00	271,456.00	273,956.00	-	-	<a href="#">271,456.00</a>	-	2,500.00
21EANA 21EANA EANS Administrative Costs FFY2021	200,000.00	196,550.00	200,000.00	-	-	<a href="#">196,550.00</a>	<a href="#">2,500.00</a>	950.00




Department Budget & Expenditure Breakdown  
 Fiscal Year 2024  
 Month Ending Dec 31, 2023  
 As Reported from FINET

Date: Jan 23, 2024  
 Page: 85 of 123

### SSS Student Support Services

#### Detailed Summary

			Budget	ALL Revenue	Budget+StateRev _Total Available_	Expenditure Current Month	Expenditure Year-to-Date	Expenditure Prior Year(s)	Encumbrances	Remaining Amount
SSS Student Support Services	FED	21EANS 21EANS EANS Awards to Non-Public Schools FFY2021	23,778,187.00	21,145,359.48	23,778,187.00	3,875,020.90	<a href="#">9,379,350.85</a>	<a href="#">11,722,585.63</a>	-	2,676,250.52
		21ESSA 21ESSA ESSER II SEA Admin FFY2021	631,162.00	620,927.35	631,162.00	-	<a href="#">40,803.05</a>	<a href="#">580,124.30</a>	-	10,234.65
		21ESSR 21ESSR ESSER II Funds to LEAs FFY2021	246,664,516.00	246,130,656.69	246,664,516.00	919,821.39	<a href="#">30,032,847.54</a>	<a href="#">216,097,809.15</a>	-	533,859.31
		21ESSV 21ESSV ESSER II SEA Reservation FFY2021	26,776,006.00	26,572,542.75	26,776,006.00	16,618.46	<a href="#">1,552,224.97</a>	<a href="#">24,939,443.82</a>	<a href="#">-105,669.16</a>	390,006.37
		21GEER 21GEER GEER II Gov Emergency Education Relief FFY21	11,880,167.75	11,747,754.26	11,880,167.75	76,150.19	<a href="#">2,240,288.79</a>	<a href="#">9,507,465.47</a>	-	132,413.49
		21GURC 21GURC GEER II Univ of Utah Reading Clinic FFY21	1,321,574.25	1,321,574.25	1,321,574.25	-	<a href="#">3,804.01</a>	<a href="#">1,317,770.24</a>	-	0.00
		22ADEB 22ADEB Adult Education Basic FFY2022	2,230,718.90	2,230,713.86	2,230,718.90	-	-	<a href="#">2,230,713.86</a>	-	5.04
		22ADEL 22ADEL Adult Education EL Civics FFY2022	613,726.42	613,726.42	613,726.42	-	-	<a href="#">613,726.42</a>	-	0.00
		22ADPI 22ADPI Adult Education Prison & Inst FFY2022	420,596.18	420,596.18	420,596.18	-	-	<a href="#">420,596.18</a>	-	0.00
		22AEAD 22AEAD Adult Education Administration FFY2022	168,845.00	180,731.33	168,845.00	-	<a href="#">3,702.58</a>	<a href="#">165,100.15</a>	-	42.27
22AREA 22AREA American Rescue-Emergency to Non-Public Admin FFY2022	200,000.00	122,500.00	200,000.00	3,500.00	<a href="#">76,500.00</a>	<a href="#">46,000.00</a>	<a href="#">77,500.00</a>	0.00		




Department Budget & Expenditure Breakdown  
 Fiscal Year 2024  
 Month Ending Dec 31, 2023  
 As Reported from FINET

Date: Jan 23, 2024  
 Page: 86 of 123

### SSS Student Support Services

#### Detailed Summary

			Budget	ALL Revenue	Budget+StateRev _Total Available_	Expenditure Current Month	Expenditure Year-to-Date	Expenditure Prior Year(s)	Encumbrances	Remaining Amount
SSS Student Support Services	FED	22ARNP 22ARNP American Rescue-Emergency toNon-Public SchoolsFFY2022	26,228,418.00	8,411,934.63	26,228,418.00	6,876.73	<a href="#">174,470.97</a>	<a href="#">8,224,906.88</a>	<a href="#">2,552,733.73</a>	15,276,306.42
		22ASAD 22ASAD Administration FFY2022	123,447.96	121,432.33	123,447.96	-3,150.22	<a href="#">-748.92</a>	<a href="#">122,181.25</a>	-	2,015.63
		22ASFC 22ASFC Continuation Flow-through to LEAs FFY2022	4,245,912.99	4,223,180.60	4,245,912.99	237,352.86	<a href="#">960,516.12</a>	<a href="#">3,262,664.48</a>	-	22,732.39
		22ASFT 22ASFT Flow-through to LEAs FFY2022	1,494,417.15	1,490,834.81	1,494,417.15	32,344.75	<a href="#">79,879.85</a>	<a href="#">1,410,954.96</a>	-	3,582.34
		22ASSA 22ASSA State Activities FFY2022	308,619.90	153,417.13	308,619.90	-	<a href="#">21,200.21</a>	<a href="#">132,216.92</a>	-	155,202.77
		22AWAD 22AWAD Administration Project AWARE FFY2022	134,140.00	109,181.15	134,140.00	-	-	<a href="#">109,181.15</a>	<a href="#">742.07</a>	24,216.78
		22AWFT 22AWFT Flow Through Project AWARE FFY2022	1,358,660.00	1,356,868.72	1,358,660.00	-	-	<a href="#">1,356,868.72</a>	-	1,791.28
		22CPFT 22CPFT Career Path Flow Through FFY2022	249,890.00	199,652.26	249,890.00	-	<a href="#">11,122.87</a>	<a href="#">188,529.39</a>	-	50,237.74
		22CPSA 22CPSA Career Path State Activities FFY2022	163,434.00	145,567.56	163,434.00	-	<a href="#">1,525.62</a>	<a href="#">144,041.94</a>	-	17,866.44
		22ELAD 22ELAD Administration FFY2022	175,000.00	175,000.00	175,000.00	-	-	<a href="#">175,000.00</a>	-	0.00
		22ELFT 22ELFT Flow-through FFY2022	4,686,040.88	4,686,040.28	4,686,040.88	7,855.22	<a href="#">715,481.99</a>	<a href="#">3,970,558.29</a>	-	0.60




Department Budget & Expenditure Breakdown  
 Fiscal Year 2024  
 Month Ending Dec 31, 2023  
 As Reported from FINET

Date: Jan 23, 2024  
 Page: 87 of 123

**SSS Student Support Services**

**Detailed Summary**

			Budget	ALL Revenue	Budget+StateRev _Total Available_	Expenditure Current Month	Expenditure Year-to-Date	Expenditure Prior Year(s)	Encumbrances	Remaining Amount
SSS Student Support Services	FED	22ELSA 22ELSA State Activities FFY2022	79,245.00	66,662.99	79,245.00	8,172.23	<a href="#">61,558.99</a>	<a href="#">5,104.00</a>	-	12,582.01
		22IMM 22IMM Title III Immigrant Flow-through FFY2022	144,620.12	144,620.12	144,620.12	-	<a href="#">50,444.71</a>	<a href="#">94,175.41</a>	-	0.00
		22MESA 22MESA State Activities FFY2022	118,483.00	118,483.00	118,483.00	-	-	<a href="#">118,483.00</a>	-	0.00
		22MGAD 22MGAD Administration FFY2022	6,181.24	6,181.24	6,181.24	-	-	<a href="#">6,181.24</a>	-	0.00
		22MGFT 22MGFT Flow-through FFY2022	558,602.51	532,328.70	558,602.51	10,212.08	<a href="#">61,751.96</a>	<a href="#">470,576.74</a>	-	26,273.81
		22MGSA 22MGSA State Activities FFY2022	188,261.25	188,261.25	188,261.25	-	-	<a href="#">188,261.25</a>	-	0.00
		22MVFT 22MVFT Flow-through FFY2022	412,336.50	407,811.63	412,336.50	13,246.86	<a href="#">75,948.73</a>	<a href="#">331,862.90</a>	-	4,524.87
		22MVSA 22MVSA State Activities FFY2022	137,445.50	111,900.36	137,445.50	1,008.59	<a href="#">39,127.49</a>	<a href="#">72,772.87</a>	-	25,545.14
		22NDAD 22NDAD Administration FFY2022	8,224.00	7,641.18	8,224.00	-2,724.20	<a href="#">7,641.18</a>	-	-	582.82
		22NDT 22NDT Transition FFY2022	988,084.00	987,767.20	988,084.00	61,314.20	<a href="#">430,272.80</a>	<a href="#">557,494.40</a>	-	316.80
		22RLFT 22RLFT Rural and Low Income Flow Through FFY2022	74,649.00	74,649.00	74,649.00	5,039.44	<a href="#">49,053.48</a>	<a href="#">25,595.52</a>	-	0.00
		22SLDR 22SLDR Adult	421,112.50	409,916.17	421,112.50	-	<a href="#">30,881.14</a>	<a href="#">390,231.36</a>	-	0.00



Department Budget & Expenditure Breakdown  
 Fiscal Year 2024  
 Month Ending Dec 31, 2023  
 As Reported from FINET


Date: Jan 23, 2024  
 Page: 88 of 123

### SSS Student Support Services

#### Detailed Summary

			Budget	ALL Revenue	Budget+StateRev _Total Available_	Expenditure Current Month	Expenditure Year-to-Date	Expenditure Prior Year(s)	Encumbrances	Remaining Amount
SSS Student Support Services	FED	Education Leadership FFY2022								
		22T1AD 22T1AD Administration FFY2022	570,289.00	588,185.94	570,289.00	-75,897.88	<a href="#">93,436.55</a>	<a href="#">494,830.26</a>	-	-17,977.81
		22T1FT 22T1FT Title IA Flow- Through FFY2022	82,615,794.00	82,395,123.04	82,615,794.00	32,289.02	<a href="#">954,532.12</a>	<a href="#">81,440,590.92</a>	-	220,670.96
		22T1SA 22T1SA SIG(a) Admin FFY2022	175,781.11	86,849.23	175,781.11	-	<a href="#">9,859.72</a>	<a href="#">76,989.51</a>	<a href="#">1,185.98</a>	87,745.90
		22T1SC 22T1SC SIG(a) Contracts FFY2022	510,104.27	446,078.40	510,104.27	-	-	<a href="#">446,078.40</a>	<a href="#">12,100.00</a>	51,925.87
		22T1SF 22T1SF SIG (a) Flow Through FFY2022	3,283,207.62	3,178,576.25	3,283,207.62	431,436.15	<a href="#">2,032,163.05</a>	<a href="#">1,146,413.20</a>	-	104,631.37
		23ADEB 23ADEB Adult Education Basic FFY2023	2,315,427.00	2,315,427.00	2,315,427.00	0.01	<a href="#">496,402.08</a>	<a href="#">1,819,024.92</a>	-	0.00
		23ADEL 23ADEL Adult Education EL Civics FFY2023	631,134.00	631,134.00	631,134.00	-	<a href="#">168,591.28</a>	<a href="#">462,542.72</a>	-	0.00
		23ADPI 23ADPI Adult Education Prison & Inst FFY2023	412,237.00	412,237.00	412,237.00	-	<a href="#">146,126.28</a>	<a href="#">266,110.72</a>	-	0.00
		23AEAD 23AEAD Adult Education Administration FFY2023	172,522.00	171,622.12	172,522.00	12,484.16	<a href="#">162,550.69</a>	<a href="#">2,332.57</a>	-	7,638.74
		23ASAD 23ASAD Administration FFY2023	135,513.68	87,316.39	135,513.68	9,247.47	<a href="#">49,980.38</a>	<a href="#">33,601.30</a>	<a href="#">6,000.00</a>	45,932.00
		23ASFC 23ASFC Continuation Flow-through to LEAs FFY2023	4,756,163.53	1,696,053.98	4,756,163.53	321,320.55	<a href="#">612,468.26</a>	<a href="#">1,083,585.72</a>	-	3,060,109.55






Department Budget & Expenditure Breakdown  
 Fiscal Year 2024  
 Month Ending Dec 31, 2023  
 As Reported from FINET

Date: Jan 23, 2024  
 Page: 89 of 123

### SSS Student Support Services

#### Detailed Summary

	Budget	ALL Revenue	Budget+StateRev	Expenditure	Expenditure	Expenditure	Encumbrances	Remaining Amount		
			_Total Available_	Current Month	Year-to-Date	Prior Year(s)				
SSS Student Support Services	FED	23ASFT 23ASFT Flow-through to LEAs FFY2023	1,680,736.27	1,030,640.56	1,680,736.27	34,064.05	<a href="#">259,988.96</a>	<a href="#">770,651.60</a>	-	650,095.71
		23ASSA 23ASSA State Activities FFY2023	203,270.52	15,902.40	203,270.52	-	<a href="#">2,902.69</a>	-	<a href="#">162,707.31</a>	37,660.52
		23AWAD 23AWAD Administration Project AWARE FFY2023	134,140.00	90,293.50	134,140.00	-	<a href="#">26,533.83</a>	<a href="#">63,759.67</a>	-	43,846.50
		23AWFT 23AWFT Flow Through Project AWARE FFY2023	1,358,660.00	1,314,528.36	1,358,660.00	-	<a href="#">561,175.97</a>	<a href="#">753,352.39</a>	-	44,131.64
		23AWPD 23AWPD Contractual Project AWARE FFY2023	195,700.00	151,006.78	195,700.00	-	<a href="#">75,000.00</a>	<a href="#">76,006.78</a>	-	44,693.22
		23CPAD 23CPAD Career Path Admin FFY2023	14,134.12	-514.77	14,134.12	612.33	<a href="#">612.33</a>	-	-	13,521.79
		23CPFT 23CPFT Career Path Flow Through FFY2023	199,889.60	164,935.46	199,889.60	90,326.94	<a href="#">155,155.61</a>	<a href="#">9,779.85</a>	-	34,954.14
		23CPSA 23CPSA Career Path State Activities FFY2023	141,453.28	11,797.90	141,453.28	6,000.00	<a href="#">10,670.80</a>	-	<a href="#">124,409.58</a>	6,372.90
		23ELAD 23ELAD Administration FFY2023	175,000.00	139,014.48	175,000.00	16,058.36	<a href="#">94,900.14</a>	<a href="#">36,054.33</a>	-	44,045.53
		23ELFT 23ELFT Flow-through FFY2023	4,934,427.93	2,770,150.61	4,934,427.93	114,723.29	<a href="#">1,207,375.38</a>	<a href="#">1,562,775.23</a>	-	2,164,277.32
		23ELSA 23ELSA State Activities FFY2023	92,738.90	2,974.39	92,738.90	-	<a href="#">2,974.39</a>	-	-	89,764.51
		23IMM 23IMM Title III	152,611.17	126,213.15	152,611.17	-	<a href="#">115,909.87</a>	<a href="#">10,303.28</a>	-	26,398.02




Department Budget & Expenditure Breakdown  
 Fiscal Year 2024  
 Month Ending Dec 31, 2023  
 As Reported from FINET

Date: Jan 23, 2024  
 Page: 90 of 123

### SSS Student Support Services

#### Detailed Summary

	Budget	ALL Revenue	Budget+StateRev	Expenditure	Expenditure	Expenditure	Encumbrances	Remaining Amount
			_Total Available_	Current Month	Year-to-Date	Prior Year(s)		
SSS Student Support Services								
FED								
Immigrant Flow-through FFY2023								
23MESA 23MESA State Activities FFY2023	119,291.00	100,023.80	119,291.00	-	<a href="#">48,134.68</a>	<a href="#">51,889.12</a>	-	19,267.20
23MGAD 23MGAD Administration FFY2023	4,932.35	4,932.35	4,932.35	-	=	<a href="#">4,932.35</a>	-	0.00
23MGFT 23MGFT Flow-through FFY2023	473,456.65	255,381.95	473,456.65	8,551.21	<a href="#">83,571.93</a>	<a href="#">171,810.02</a>	-	218,074.70
23MGSA 23MGSA State Activities FFY2023	159,463.00	147,763.04	159,463.00	11,421.98	<a href="#">26,914.39</a>	<a href="#">117,164.87</a>	-	15,383.74
23MVFT 23MVFT Flow-through FFY2023	347,738.25	256,350.45	347,738.25	4,871.06	<a href="#">47,992.32</a>	<a href="#">208,358.13</a>	-	91,387.80
23MVSA 23MVSA State Activities FFY2023	115,912.75	19,332.99	115,912.75	8,646.95	<a href="#">14,339.21</a>	<a href="#">904.50</a>	-	100,669.04
23NDAC 23NDAC Academics FFY2023	115,000.00	16,927.40	115,000.00	12,557.39	<a href="#">14,692.95</a>	=	=	100,307.05
23NDAD 23NDAD Administration FFY2023	9,595.03	4,179.24	9,595.03	-4,426.58	<a href="#">3,976.45</a>	=	=	5,618.58
23NDSC 23NDSC State Contracts FY2023	135,000.00	-	135,000.00	-	=	=	=	135,000.00
23NDT 23NDT Transition FFY2023	699,907.97	130,250.81	699,907.97	648.11	<a href="#">130,250.81</a>	=	=	569,657.16
23RLFT 23RLFT Rural and Low Income Flow Through FFY2023	87,962.00	-	87,962.00	-	=	=	=	87,962.00




Department Budget & Expenditure Breakdown  
 Fiscal Year 2024  
 Month Ending Dec 31, 2023  
 As Reported from FINET

Date: Jan 23, 2024  
 Page: 91 of 123

**SSS Student Support Services**

**Detailed Summary**

			Budget	ALL Revenue	Budget+StateRev _Total Available_	Expenditure Current Month	Expenditure Year-to-Date	Expenditure Prior Year(s)	Encumbrances	Remaining Amount
SSS Student Support Services	FED	23SLDR 23SLDR Adult Education Leadership FFY2023	431,305.00	368,584.29	431,305.00	-5,315.00	<a href="#">138,222.98</a>	<a href="#">229,212.67</a>	<a href="#">68,753.24</a>	-4,883.89
		23T1AD 23T1AD Administration FFY2023	615,971.00	207,226.12	615,971.00	120,973.37	<a href="#">180,531.36</a>	<a href="#">5,453.99</a>	-	429,985.65
		23T1FT 23T1FT Title IA Flow-Through FFY2023	71,193,957.00	61,304,065.66	71,193,957.00	4,457,808.07	<a href="#">44,534,858.87</a>	<a href="#">16,769,206.79</a>	-	9,889,891.34
		23T1SA 23T1SA SIG(a) Admin FFY2023	199,096.00	26,080.88	199,096.00	9,222.42	<a href="#">22,062.40</a>	-	-	177,033.60
		23T1SC 23T1SC SIG(a) Contracts FFY2023	336,020.00	151,332.80	336,020.00	40,500.00	<a href="#">151,332.80</a>	-	<a href="#">74,690.13</a>	109,997.07
		23T1SF 23T1SF SIG (a) Flow Through FFY2023	2,119,496.00	19,991.73	2,119,496.00	19,991.73	<a href="#">19,991.73</a>	-	-	2,099,504.27
		24ADEB 24ADEB Adult Education Basic FFY2024	2,682,444.00	589,560.82	2,682,444.00	532,548.49	<a href="#">589,560.82</a>	-	-	2,092,883.18
		24ADEL 24ADEL Adult Education EL Civics FFY2024	562,301.00	75,237.10	562,301.00	75,237.10	<a href="#">75,237.10</a>	-	-	487,063.90
		24ADPI 24ADPI Adult Education Prison & Inst FFY2024	515,833.00	99,737.17	515,833.00	99,737.17	<a href="#">99,737.17</a>	-	-	416,095.83
		24AEAD 24AEAD Adult Education Administration FFY2024	193,835.00	-	193,835.00	-	-	-	-	193,835.00
		24ASAD 24ASAD Administration FFY2024	130,307.96	-	130,307.96	-	-	-	-	130,307.96
		24ASFC 24ASFC Continuation	4,142,945.07	59,468.62	4,142,945.07	59,468.62	<a href="#">59,468.62</a>	-	-	4,083,476.45




Department Budget & Expenditure Breakdown  
 Fiscal Year 2024  
 Month Ending Dec 31, 2023  
 As Reported from FINET

Date: Jan 23, 2024  
 Page: 92 of 123

### SSS Student Support Services

#### Detailed Summary

	Budget	ALL Revenue	Budget+StateRev	Expenditure	Expenditure	Expenditure	Encumbrances	Remaining Amount
			_Total Available_	Current Month	Year-to-Date	Prior Year(s)		
SSS Student Support Services								
FED								
Flow-through to LEAs FFY2024								
24ASFT 24ASFT Flow-through to LEAs FFY2024	2,046,683.03	84,308.54	2,046,683.03	25,391.97	84,308.54	=	=	1,962,374.49
24ASSA 24ASSA State Activities FFY2024	195,461.94	-	195,461.94	-	=	=	=	195,461.94
24ELAD 24ELAD Administration FFY2024	175,000.00	-	175,000.00	-	=	=	=	175,000.00
24ELFT 24ELFT Flow-through FFY2024	5,586,173.03	38,755.04	5,586,173.03	22,962.61	38,755.04	=	=	5,547,417.99
24ELSA 24ELSA State Activities FFY2024	122,978.77	-	122,978.77	-	=	=	=	122,978.77
24IMM 24IMM Title III Immigrant Flow-through FFY2024	309,692.20	17,681.44	309,692.20	17,681.44	17,681.44	=	=	292,010.76
24MESA 24MESA State Activities FFY2024	118,576.00	-	118,576.00	-	=	=	=	118,576.00
24MGAD 24MGAD Administration FFY2024	5,377.91	-	5,377.91	-	=	=	=	5,377.91
24MGFT 24MGFT Flow-through FFY2024	541,702.84	-	541,702.84	-	=	=	=	541,702.84
24MGSA 24MGSA State Activities FFY2024	182,360.25	1,541.22	182,360.25	-	1,364.52	=	78,939.00	102,056.73
24MVFT 24MVFT Flow-through FFY2024	413,196.75	-	413,196.75	-	=	=	=	413,196.75




Department Budget & Expenditure Breakdown  
 Fiscal Year 2024  
 Month Ending Dec 31, 2023  
 As Reported from FINET

Date: Jan 23, 2024  
 Page: 93 of 123

**SSS Student Support Services**

Detailed Summary			Budget	ALL Revenue	Budget+StateRev	Expenditure	Expenditure	Expenditure	Encumbrances	Remaining Amount
					_Total Available_	Current Month	Year-to-Date	Prior Year(s)		
SSS Student Support Services	FED	24MVSA 24MVSA State Activities FFY2024	137,732.25	-	137,732.25	-	=	=	=	137,732.25
		24NDAC 24NDAC Academics FFY2024	115,000.00	-	115,000.00	-	=	=	=	115,000.00
		24NDAD 24NDAD Administration FFY2024	6,743.50	-	6,743.50	-	=	=	=	6,743.50
		24NDSC 24NDSC State Contracts FY2024	135,000.00	-	135,000.00	-	=	=	=	135,000.00
		24NDT 24NDT Transition FFY2024	647,851.50	-	647,851.50	-	=	=	=	647,851.50
		24RLFT 24RLFT Rural and Low Income Flow Through FFY2024	97,871.00	-	97,871.00	-	=	=	=	97,871.00
		24SLDR 24SLDR Adult Education Leadership FFY2024	484,588.00	59,439.93	484,588.00	38,795.31	<a href="#">38,795.31</a>	=	<a href="#">93,734.18</a>	352,058.51
		24T1AD 24T1AD Administration FFY2024	581,147.00	4,473.44	581,147.00	-	<a href="#">4,473.44</a>	=	=	576,673.56
		24T1FT 24T1FT Title IA Flow-Through FFY2024	71,943,135.00	198,817.78	71,943,135.00	198,817.78	<a href="#">198,817.78</a>	=	=	71,744,317.22
		24T1SA 24T1SA SIG(a) Admin FFY2024	154,965.00	-	154,965.00	-	=	=	=	154,965.00
		24T1SC 24T1SC SIG(a) Contracts FFY2024	357,023.00	-	357,023.00	-	=	=	=	357,023.00
24T1SF 24T1SF SIG (a) Flow Through FFY2024	5,686,593.00	-	5,686,593.00	-	=	=	=	5,686,593.00		




Department Budget & Expenditure Breakdown  
 Fiscal Year 2024  
 Month Ending Dec 31, 2023  
 As Reported from FINET

Date: Jan 23, 2024  
 Page: 94 of 123

### SSS Student Support Services

#### Detailed Summary

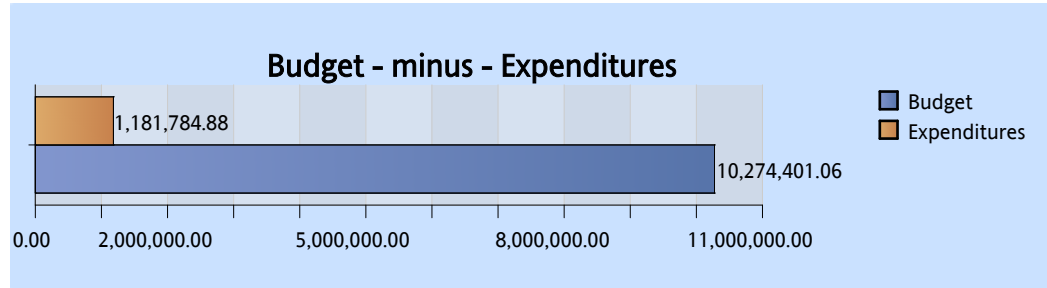
			Budget	ALL Revenue	Budget+StateRev _Total Available_	Expenditure Current Month	Expenditure Year-to-Date	Expenditure Prior Year(s)	Encumbrances	Remaining Amount
SSS Student Support Services	FED	S22SLD S22SLD Adult Education Leadership FFY2022 PSC	1,000.00	310.00	1,000.00	-	=	<u>310.00</u>	=	690.00
<b>Summary</b>			<b>1,478,079,439.81</b>	<b>889,928,876.27</b>	<b>1,478,081,089.81</b>	<b>31,325,483.62</b>	<b>231,721,408.67</b>	<b>735,196,337.89</b>	<b>9,088,805.39</b>	<b>502,074,537.86</b>



Department Budget & Expenditure Breakdown  
 Fiscal Year 2024  
 Month Ending Dec 31, 2023  
 As Reported from FINET


Date: Jan 23, 2024  
 Page: 95 of 123

### STBD Utah State Board of Education



Budget Summary	Budget	ALL Revenue	_Total Available_	_Total Expenditures & Encumbrances_	Remaining Amount
STBD Utah State Board of Education	10,274,401.06	2,615.00	10,277,016.06	3,937,898.78	6,339,117.28

Expenditure and Encumbrance By Section	Current Month Expenditures	YTD Expenditures	YTD Encumbrances	Prior Year(s) Expenditures	Total Expenditure & Encumbrances
Personnel Services	144,079.10	833,460.15	0.00	1,561,880.68	2,395,340.83
Travel/In State	1,710.36	13,397.75	0.00	2,754.11	16,151.86
Travel/Out of State	3,289.24	8,341.03	0.00	3,720.00	12,061.03
Current Expense	47,988.24	228,658.20	97,847.25	821,870.97	1,148,376.42
Data Processing Current Expense	1,725.00	2,103.80	2,906.09	5,866.59	10,876.48
Other Charges/Pass Through	0.00	95,823.95	0.00	260,840.19	356,664.14
Flow Through	0.00	0.00	0.00	-1,571.98	-1,571.98
	0.00	0.00	0.00	0.00	0.00
<b>Overall - Total</b>	<b>198,791.94</b>	<b>1,181,784.88</b>	<b>100,753.34</b>	<b>2,655,360.56</b>	<b>3,937,898.78</b>



Department Budget & Expenditure Breakdown  
 Fiscal Year 2024  
 Month Ending Dec 31, 2023  
 As Reported from FINET


Date: Jan 23, 2024  
 Page: 96 of 123

**STBD Utah State Board of Education**

**Detailed Summary**

			Budget	ALL Revenue	Budget +StateRev	Expenditure	Expenditure	Expenditure	Encumbrances	Remaining Amount
					_Total Available_	Current Month	Year-to-Date	Prior Year(s)		
STBD Utah State Board of Education	STATE	18PSUP FY18 Position Supplemental	543,000.00	-	543,000.00	-	=	<a href="#">542,197.56</a>	<a href="#">742.07</a>	60.37
		19FP 19FP USBE Fees and Penalties SFY2019	-	1,110.00	1,110.00	-	=	=	=	1,110.00
		20FP 20FP USBE Fees and Penalties	-	1,505.00	1,505.00	-	=	=	=	1,505.00
		20HLD 20HLD USBE Holding Account	-	-	0.00	-	=	<a href="#">-1,571.98</a>	=	1,571.98
		20SM 20SM Social Media	134,700.00	-	134,700.00	-	=	<a href="#">57,914.70</a>	=	76,785.30
		21LGL 21LGL Legal SFY2021	700,000.00	-	700,000.00	-	=	<a href="#">658,362.44</a>	=	41,637.56
		21SM 21SM Social Media for FY2021	250,000.00	-	250,000.00	-	=	<a href="#">71,321.73</a>	=	178,678.27
		21TMS 21TMS Teacher Materials System SFY 2021	500,000.00	-	500,000.00	-	=	<a href="#">122,028.90</a>	<a href="#">96,915.90</a>	281,055.20
		22SM 22SM Social Media for FY2022	250,000.00	-	250,000.00	-	=	<a href="#">50,011.01</a>	=	199,988.99
		23IAUD 23IAUD Internal Audit	1,272,094.78	-	1,272,094.78	-	=	<a href="#">1,145,855.17</a>	=	126,239.61
		23SM 23SM Social Media for FY2023	250,000.00	-	250,000.00	-	=	<a href="#">6,034.75</a>	=	243,965.25
		23STAV 23STAV Student Advisory Council	3,206.28	-	3,206.28	-	=	<a href="#">3,206.28</a>	=	0.00
		24BDAD 24BDAD State Board Administration FY2024	962,900.00	-	962,900.00	50,214.83	<a href="#">388,061.37</a>	=	<a href="#">2,906.09</a>	571,932.54
		24BDAG 24BDAG Land Exchange (GFR)	16,300.00	-	16,300.00	-	=	=	=	16,300.00
		24BDGF 24BDGF Administration GF	200.00	-	200.00	-	=	=	=	200.00
	24IAUD 24IAUD Internal Audit	1,378,000.00	-	1,378,000.00	90,517.36	<a href="#">584,424.34</a>	=	<a href="#">189.28</a>	793,386.38	






Department Budget & Expenditure Breakdown  
 Fiscal Year 2024  
 Month Ending Dec 31, 2023  
 As Reported from FINET

Date: Jan 23, 2024  
 Page: 97 of 123

**STBD Utah State Board of Education**

**Detailed Summary**

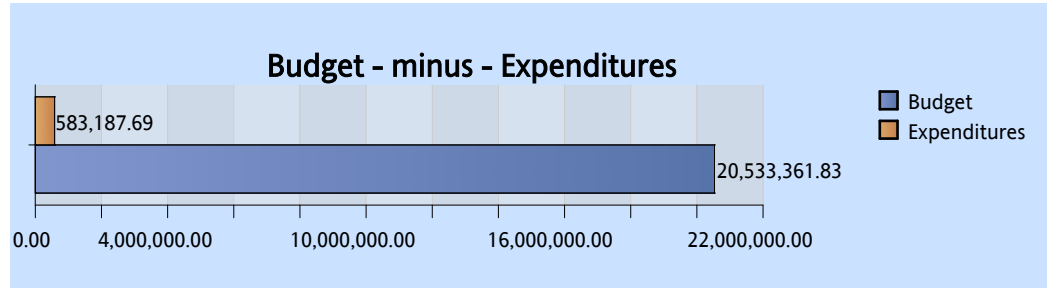
			Budget	ALL Revenue	Budget +StateRev _Total Available_	Expenditure Current Month	Expenditure Year-to-Date	Expenditure Prior Year(s)	Encumbrances	Remaining Amount
STBD Utah State Board of Education	STATE	24PRFM 24PRFM BOARD-USBE Priorities-FML	563,400.00	-	563,400.00	-	=	=	=	563,400.00
		24PRTY 24PRTY USBE Priorities	3,184,000.00	-	3,184,000.00	46,828.50	<a href="#">189,820.79</a>	=	=	2,994,179.21
		24SM 24SM Social Media for FY2024	250,000.00	-	250,000.00	11,183.73	<a href="#">18,378.23</a>	=	=	231,621.77
		24STAV 24STAV Student Advisory Council	16,600.00	-	16,600.00	47.52	<a href="#">1,100.15</a>	=	=	15,499.85
<b>Summary</b>			<b>10,274,401.06</b>	<b>2,615</b>	<b>10,277,016.06</b>	<b>198,791.94</b>	<b>1,181,784.88</b>	<b>2,655,360.56</b>	<b>100,753.34</b>	<b>6,339,117.28</b>



Department Budget & Expenditure Breakdown  
 Fiscal Year 2024  
 Month Ending Dec 31, 2023  
 As Reported from FINET


Date: Jan 23, 2024  
 Page: 98 of 123

### STDR Utah State Board of Education Discretionary



Budget Summary	Budget	ALL Revenue	_Total Available_	_Total Expenditures & Encumbrances_	Remaining Amount
STDR Utah State Board of Education Discretionary	20,533,361.83	4,784.35	20,538,109.01	9,442,420.71	11,095,688.30

Expenditure and Encumbrance By Section	Current Month Expenditures	YTD Expenditures	YTD Encumbrances	Prior Year(s) Expenditures	Total Expenditure & Encumbrances
Personnel Services	3,135.09	21,945.70	0.00	2,687,159.65	2,709,105.35
Travel/In State	121.52	-4,012.52	0.00	116,707.29	112,694.77
Travel/Out of State	812.38	278.17	0.00	58,275.57	58,553.74
Current Expense	28,166.57	70,747.86	366,550.63	2,554,969.93	2,992,268.42
Data Processing Current Expense	2,239.36	2,239.36	1,316.06	373,132.43	376,687.85
Capital Expenditure	0.00	0.00	0.00	0.00	0.00
Other Charges/Pass Through	0.00	2,614.67	0.00	478,975.62	481,590.29
Flow Through	86,072.19	489,374.45	0.00	2,222,145.84	2,711,520.29
	0.00	0.00	0.00	0.00	0.00
<b>Overall - Total</b>	<b>120,547.11</b>	<b>583,187.69</b>	<b>367,866.69</b>	<b>8,491,366.33</b>	<b>9,442,420.71</b>




Department Budget & Expenditure Breakdown  
 Fiscal Year 2024  
 Month Ending Dec 31, 2023  
 As Reported from FINET

Date: Jan 23, 2024  
 Page: 99 of 123

### STDR Utah State Board of Education Discretionary

#### Detailed Summary

	STATE		Budget	ALL Revenue	Budget +StateRev	Expenditure	Expenditure	Expenditure	Encumbrances	Remaining Amount
					_Total Available_	Current Month	Year-to-Date	Prior Year(s)		
STDR Utah State Board of Education Discretionary	STATE	17BDAG Land Exchange (GFR) SFY2017	62,907.54	-	62,907.54	1,495.64	<a href="#">1,646.70</a>	<a href="#">51,155.47</a>	<a href="#">10,105.37</a>	0.00
		18BDAG Land Exchange (GFR) SFY2018	10,112.72	-	10,112.72	1,268.49	<a href="#">1,396.61</a>	<a href="#">145.45</a>	<a href="#">8,570.66</a>	0.00
		18PRTY USBE Priorities SFY2018	735,831.06	-	735,831.06	2,239.36	<a href="#">2,239.36</a>	<a href="#">732,275.64</a>	<a href="#">1,316.06</a>	0.00
		19BDAD 19BDAD State Board Administration	768,706.16	4,784.35	773,453.34	-	-	<a href="#">731,836.56</a>	<a href="#">31,616.78</a>	10,000.00
		19BDAG 19BDAG Land Exchange (GFR) SFY2019	8,178.04	-	8,178.04	1,025.81	<a href="#">1,129.42</a>	<a href="#">117.61</a>	<a href="#">6,931.01</a>	0.00
		19PRFM 19PRFM BOARD-USBE Priorities-FML SFY2019	766,574.70	-	766,574.70	-	-	<a href="#">758,781.90</a>	-	7,792.80
		20BDAD 20BDAD State Board Administration	116,461.33	-	116,461.33	-	-	<a href="#">82,974.35</a>	<a href="#">33,486.98</a>	0.00
		20BDAG 20BDAG Land Exchange (GFR)	9,240.00	-	9,240.00	1,159.02	<a href="#">1,276.08</a>	<a href="#">132.89</a>	<a href="#">7,831.03</a>	0.00
		20PRFM 20PRFM BOARD-USBE Priorities-FML	262,124.15	-	262,124.15	8,472.51	<a href="#">9,328.23</a>	<a href="#">154,179.71</a>	<a href="#">57,245.30</a>	41,370.91
		20PRTY 20PRTY USBE Priorities	152,373.95	-	152,373.95	4,285.68	<a href="#">4,718.52</a>	<a href="#">54,858.56</a>	<a href="#">50,140.15</a>	42,656.72
		21BDAD 21BDAD State Board Administration FY2021	662,900.00	-	662,900.00	9,971.56	<a href="#">50,692.83</a>	<a href="#">653,955.76</a>	<a href="#">18,251.41</a>	-60,000.00
		21BDAG 21BDAG Land Exchange (GFR)	3,450.27	-	3,450.27	432.78	<a href="#">476.49</a>	<a href="#">49.63</a>	<a href="#">2,924.15</a>	0.00
		21BDGF 21BDGF Administration GF	100.00	-	100.00	-	-	-	-	100.00




Department Budget & Expenditure Breakdown  
 Fiscal Year 2024  
 Month Ending Dec 31, 2023  
 As Reported from FINET

Date: Jan 23, 2024  
 Page: 100 of 123

**STDR Utah State Board of Education Discretionary**

**Detailed Summary**

	STATE		Budget	ALL Revenue	Budget +StateRev	Expenditure	Expenditure	Expenditure	Encumbrances	Remaining Amount
					_Total Available_	Current Month	Year-to-Date	Prior Year(s)		
STDR Utah State Board of Education Discretionary	STATE	21ODPA 21ODPA One Time Discretionary for PAAA FY2021	9,631,156.90	-	9,631,156.90	-	<a href="#">267,000.00</a>	<a href="#">2,216,059.04</a>	=	7,148,097.86
		21ODPK 21ODPK One-Time Discretionary for PKAA FY2021	75,000.00	-	75,000.00	-	=	=	=	75,000.00
		21PRFM 21PRFM BOARD-USBE Priorities-FML	267,995.61	-	267,995.61	3,135.09	<a href="#">24,560.37</a>	<a href="#">37,171.87</a>	=	206,263.37
		21PRTY 21PRTY USBE Priorities	594,269.48	-	594,269.48	-	=	<a href="#">441,596.89</a>	=	152,672.59
		22BDAD 22BDAD State Board Administration FY2022	962,900.00	-	962,900.00	-	=	<a href="#">700,949.85</a>	<a href="#">134,896.24</a>	127,053.91
		22BDAG 22BDAG Land Exchange (GFR)	20,296.21	-	20,296.21	-	=	=	=	20,296.21
		22BDGF 22BDGF Administration GF	200.00	-	200.00	-	=	=	=	200.00
		22PRFM 22PRFM BOARD-USBE Priorities-FML	890,165.73	-	890,165.73	-	=	<a href="#">60,348.45</a>	<a href="#">2,151.55</a>	827,665.73
		22PRTY 22PRTY USBE Priorities	800,947.72	-	800,947.72	86,072.19	<a href="#">222,374.45</a>	<a href="#">405,498.49</a>	=	173,074.78
		23BDAD 23BDAD State Board Administration FY2023	962,900.00	-	962,900.00	988.98	<a href="#">-3,651.37</a>	<a href="#">942,010.77</a>	<a href="#">2,400.00</a>	22,140.60
		23BDAG 23BDAG Land Exchange (GFR)	16,300.00	-	16,300.00	-	=	=	=	16,300.00
		23BDGF 23BDGF Administration GF	200.00	-	200.00	-	=	=	=	200.00
		23PRFM 23PRFM BOARD-USBE Priorities-FML	1,958,571.32	-	1,958,571.32	-	=	=	=	1,958,571.32




Department Budget & Expenditure Breakdown  
 Fiscal Year 2024  
 Month Ending Dec 31, 2023  
 As Reported from FINET

Date: Jan 23, 2024  
 Page: 101 of 123

**STDR Utah State Board of Education Discretionary**

**Detailed Summary**

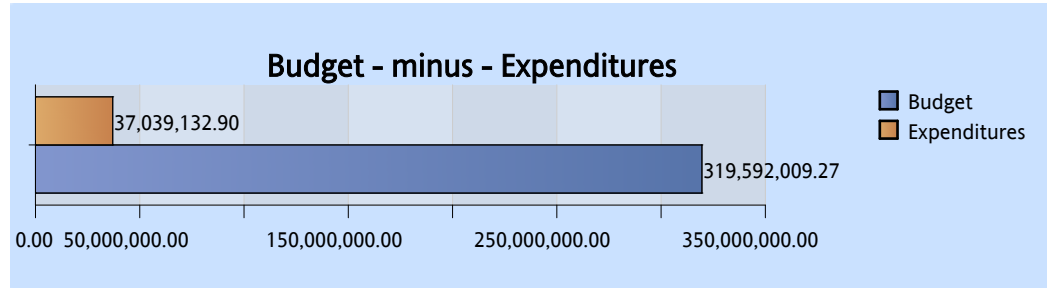
			Budget	ALL Revenue	Budget +StateRev	Expenditure	Expenditure	Expenditure	Encumbrances	Remaining Amount
					_Total Available_	Current Month	Year-to-Date	Prior Year(s)		
STDR Utah State Board of Education Discretionary	STATE	23PRTY 23PRTY USBE Priorities	793,498.94	-	793,498.94	-	=	<a href="#">467,267.44</a>	=	326,231.50
<b>Summary</b>			<b>20,533,361.83</b>	<b>4,784.35</b>	<b>20,538,109.01</b>	<b>120,547.11</b>	<b>583,187.69</b>	<b>8,491,366.33</b>	<b>367,866.69</b>	<b>11,095,688.3</b>



Department Budget & Expenditure Breakdown  
 Fiscal Year 2024  
 Month Ending Dec 31, 2023  
 As Reported from FINET


Date: Jan 23, 2024  
 Page: 102 of 123

### T&L Teaching & Learning



Budget Summary	Budget	ALL Revenue	_Total Available_	_Total Expenditures & Encumbrances_	Remaining Amount
T&L Teaching & Learning	319,592,009.27	33,899,765.39	319,891,479.37	195,165,865.48	124,725,613.89

Expenditure and Encumbrance By Section	Current Month Expenditures	YTD Expenditures	YTD Encumbrances	Prior Year(s) Expenditures	Total Expenditure & Encumbrances
Personnel Services	880,330.18	4,922,089.76	0.00	15,914,135.53	20,836,225.29
Travel/In State	3,128.44	47,446.11	0.00	87,522.60	134,968.71
Travel/Out of State	21,648.18	67,795.07	0.00	164,925.84	232,720.91
Current Expense	361,339.54	3,244,651.11	6,848,345.29	40,871,582.95	50,964,579.35
Data Processing Current Expense	10,878.18	183,188.17	1,384,842.19	463,415.93	2,031,446.29
Other Charges/Pass Through	84,247.51	618,719.80	0.00	2,623,540.19	3,242,259.99
Flow Through	8,084,730.98	27,955,242.88	0.00	89,768,422.06	117,723,664.94
	0.00	0.00	0.00	0.00	0.00
<b>Overall - Total</b>	<b>9,446,303.01</b>	<b>37,039,132.90</b>	<b>8,233,187.48</b>	<b>149,893,545.10</b>	<b>195,165,865.48</b>




Department Budget & Expenditure Breakdown  
 Fiscal Year 2024  
 Month Ending Dec 31, 2023  
 As Reported from FINET

Date: Jan 23, 2024  
 Page: 103 of 123

**T&L Teaching & Learning**

**Detailed Summary**

			Budget	ALL Revenue	Budget +StateRev	Expenditure	Expenditure	Expenditure	Encumbrances	Remaining Amount
					_Total Available_	Current Month	Year-to-Date	Prior Year(s)		
T&L Teaching & Learning	STATE	16CPLS 16CPLS Prof Learning Series (Core) SFY2016	427,313.39	-	427,313.39	-	=	<a href="#">387,376.39</a>	<a href="#">3,395.04</a>	36,541.96
		17NTEP NTEP-CCSSO SFY2017	55,617.40	-	55,617.40	-	=	<a href="#">39,891.86</a>	-	15,725.54
		17NTGO National Geographic SFY2017	20,420.04	-	20,420.04	-	=	<a href="#">14,196.16</a>	-	6,223.88
		17PAW Math Teacher Training	416,918.02	-	416,918.02	-	=	<a href="#">358,358.79</a>	-	58,559.23
		17PKT 17PKT SB117 Reading Intervention SFY2017	33,967.00	-	33,967.00	-	=	<a href="#">30,247.02</a>	-	3,719.98
		18CPR 18CPR CPR/AED SFY2018	96,555.44	-	96,555.44	-	=	<a href="#">96,555.44</a>	-	0.00
		18PKAC Competency Based SFY2018	300,000.00	-	300,000.00	-	<a href="#">7,640.00</a>	<a href="#">237,029.08</a>	<a href="#">56,557.22</a>	-1,226.30
		18PKQ Kindergarten Supplement Enrichment SFY2018	206,600.00	-	206,600.00	-	=	<a href="#">166,461.75</a>	<a href="#">40,138.25</a>	0.00
		19DPA 19DPA DLI Proficiency Assessment	350,000.00	-	350,000.00	-	=	=	=	350,000.00
		19DRED 19DRED Drivers Ed SFY2019	6,449,383.91	-	6,449,383.91	-	=	<a href="#">6,254,151.50</a>	-	195,232.41
		19PKAC 19PKAC Competency Based SFY2019	300,000.00	-	300,000.00	-	=	<a href="#">199,999.99</a>	-	100,000.01
		19PKQ 19PKQ Kindergarten Supplement Enrichment SFY2019	20,000.00	-	20,000.00	-	=	<a href="#">8,028.06</a>	<a href="#">11,971.94</a>	0.00
		19TLR 19TLR T&L Registration SFY2019	-	86,698.10	86,698.10	-	=	<a href="#">86,522.73</a>	-	175.37
20BTSF 20BTSF Beverly Taylor Sorenson Foundation Grant	55,400.00	-	55,400.00	-	=	=	=	55,400.00		



Department Budget & Expenditure Breakdown  
 Fiscal Year 2024  
 Month Ending Dec 31, 2023  
 As Reported from FINET


Date: Jan 23, 2024  
 Page: 104 of 123

### T&L Teaching & Learning

#### Detailed Summary

	STATE		Budget	ALL Revenue	Budget +StateRev	Expenditure	Expenditure	Expenditure	Encumbrances	Remaining Amount
					_Total Available_	Current Month	Year-to-Date	Prior Year(s)		
T&L Teaching & Learning	STATE	20CPR 20CPR CPR/AED SFY2020	202,300.00	-	202,300.00	-	=	<a href="#">119,212.54</a>	=	83,087.46
		20DRED 20DRED Drivers Ed SFY2020	6,590,718.91	-	6,590,718.91	-	<a href="#">76,870.78</a>	<a href="#">6,297,206.00</a>	=	216,642.13
		20PKC 20PKC Competency-Based Ed Implementation Grants SFY20	1,401,109.08	-	1,401,109.08	-	<a href="#">131,603.57</a>	<a href="#">1,265,780.78</a>	=	3,724.73
		20PKCP 20PKCP CBE Planning Grants SFY2020	898,890.92	-	898,890.92	-	<a href="#">10,715.02</a>	<a href="#">748,011.81</a>	=	140,164.09
		20PKT 20PKT Reading Difficulties SB37 GS19 SFY2020	306,118.81	-	306,118.81	-	=	<a href="#">306,043.10</a>	=	75.71
		20TLR 20TLR T&L Registration SFY2020	-	42,772.00	42,772.00	-	=	<a href="#">39,732.65</a>	=	3,039.35
		21ARTS 21ARTS ARTS Subsidy (ARTS INC) SFY2021	54,000.00	-	54,000.00	-	=	=	=	54,000.00
		21ARTW 21ARTW Art Works for Kids SFY2021	250,000.00	250,000.00	250,000.00	-	=	<a href="#">152,644.17</a>	=	97,355.83
		21CBL 21CBL Competency Based Learning	69,000.00	-	69,000.00	-	=	<a href="#">15,907.53</a>	=	53,092.47
		21DRED 21DRED Drivers Ed SFY2021	6,761,075.13	-	6,761,075.13	-	<a href="#">316,520.16</a>	<a href="#">5,895,887.05</a>	=	548,667.92
		21ISEO 21ISEO ISEE Enhancement	5,065,000.00	-	5,065,000.00	-	=	<a href="#">5,064,957.51</a>	=	42.49
		21ISER 21ISER ISEE Provision SFY2021	242,200.00	-	242,200.00	-	<a href="#">33,196.90</a>	<a href="#">208,429.68</a>	=	573.42
		21PCAA 21PCAA School Readiness(Admin) SFY2021	223,800.00	-	223,800.00	470.00	<a href="#">470.00</a>	<a href="#">135,930.13</a>	<a href="#">797.90</a>	86,601.97
21PKB 21PKB Early Intervention SFY2021	10,377,028.38	-	10,377,028.38	-	=	<a href="#">10,269,012.71</a>	=	108,015.67		






Department Budget & Expenditure Breakdown  
 Fiscal Year 2024  
 Month Ending Dec 31, 2023  
 As Reported from FINET

Date: Jan 23, 2024  
 Page: 105 of 123

**T&L Teaching & Learning**

**Detailed Summary**

			Budget	ALL Revenue	Budget +StateRev	Expenditure	Expenditure	Expenditure	Encumbrances	Remaining Amount	
					_Total Available_	Current Month	Year-to-Date	Prior Year(s)			
T&L Teaching & Learning	STATE	21PKC 21PKC Competency-Based Ed Implementation Grants SFY21	1,770,000.00	-	1,770,000.00	-	=	<a href="#">1,352,236.41</a>	=	417,763.59	
		21PKCP 21PKCP CBE Planning Grants SFY2021	300,000.00	-	300,000.00	-	=	<a href="#">208,438.48</a>	=	91,561.52	
		21PKEA 21PKEA UPSTART ADMIN SFY2021	600,000.00	-	600,000.00	-	=	<a href="#">560,199.96</a>	=	39,800.04	
		21PKEC 21PKEC UPSTART CARES General Funds SFY2021	4,000,000.00	-	4,000,000.00	-	=	<a href="#">3,997,444.00</a>	=	2,556.00	
		21PKQ 21PKQ Kindergarten Supplement Enrichment SFY2021	20,000.00	-	20,000.00	-	=	=	<a href="#">20,000.00</a>	=	0.00
		21PKT 21PKT Reading Difficulties SB37 GS19 SFY2021	350,000.00	-	350,000.00	-	=	<a href="#">340,122.01</a>	=	9,877.99	
		21PROD 21PROD Professional Dev. SFY2021	510,962.60	-	510,962.60	-	=	<a href="#">175,564.07</a>	=	335,398.53	
		21SLG 21SLG Sorenson Legacy Grant SFY2021	70,000.00	70,000.00	140,000.00	-	=	<a href="#">70,000.00</a>	=	70,000.00	
		21SRTL 21SRTL School Readiness Initiative (HB380) SFY2021	500,000.00	-	500,000.00	-	=	<a href="#">335,127.38</a>	=	164,872.62	
		22ARTW 22ARTW Art Works for Kids SFY2022	200,000.00	200,000.00	200,000.00	-	=	<a href="#">138,884.75</a>	=	61,115.25	
		22CBL 22CBL Competency Based Learning	69,000.00	-	69,000.00	-	=	=	<a href="#">69,000.00</a>	=	0.00
		22CURA 22CURA Curriculum Admin	3,750,000.00	-	3,750,000.00	138.46	<a href="#">148.44</a>	<a href="#">3,748,153.87</a>	<a href="#">1,642.56</a>	55.13	




Department Budget & Expenditure Breakdown  
 Fiscal Year 2024  
 Month Ending Dec 31, 2023  
 As Reported from FINET

Date: Jan 23, 2024  
 Page: 106 of 123

### T&L Teaching & Learning

#### Detailed Summary

			Budget	ALL Revenue	Budget +StateRev _Total Available_	Expenditure Current Month	Expenditure Year-to-Date	Expenditure Prior Year(s)	Encumbrances	Remaining Amount
T&L Teaching & Learning	STATE	SFY2022								
		22DRED 22DRED Drivers Ed SFY2022	6,996,459.54	-	6,996,459.54	86,245.70	<a href="#">419,489.42</a>	<a href="#">5,241,355.95</a>	-	1,335,614.17
		22ISEO 22ISEO ISEE Enhancement	5,540,000.00	-	5,540,000.00	-	-	<a href="#">5,538,898.29</a>	-	1,101.71
		22ISER 22ISER ISEE Provision SFY2022	225,000.00	-	225,000.00	-	<a href="#">99,482.86</a>	<a href="#">125,517.14</a>	-	0.00
		22LICF 22LICF License Fees SFY2022	2,174,809.12	9.43	2,174,809.12	-	<a href="#">1,682.54</a>	<a href="#">1,925,753.12</a>	-	247,373.46
		22LTP 22LTP Leadership Training for Principals SFY2022	97,500.00	-	97,500.00	-	-	<a href="#">47,196.37</a>	-	50,303.63
		22MUNK 22MUNK Hattie Munk	183,280.70	183,280.70	183,280.70	-	-	<a href="#">14,076.15</a>	-	169,204.55
		22PD 22PD T&L-Professional Development SFY2022	93,637.26	-	93,637.26	-	-	<a href="#">43,697.12</a>	-	49,940.14
		22PEG 22PEG Arts Provisional Program SFY2022	250,000.00	-	250,000.00	-	-	<a href="#">249,913.49</a>	-	86.51
		22PJB 22PJB STEM Endorsement Center Grants SFY2022	1,200,000.00	-	1,200,000.00	-	<a href="#">463,892.03</a>	<a href="#">659,522.97</a>	-	76,585.00
		22PJC 22PJC National Board-Certified Teachers SFY2022	246,300.00	-	246,300.00	-	<a href="#">2,612.60</a>	<a href="#">229,204.77</a>	-	14,482.63
		22PKB 22PKB Early Intervention SFY2022	10,177,152.00	-	10,177,152.00	-	-	<a href="#">9,892,480.00</a>	-	284,672.00
	22PKBA 22PKBA Early Intervention Reading SFY2022	424,048.00	-	424,048.00	-	-	<a href="#">225,569.20</a>	-	198,478.80	
	22PKC 22PKC Competency-Based Ed Implementation Grants SFY22	1,770,000.00	-	1,770,000.00	-	<a href="#">439,539.15</a>	<a href="#">600,655.43</a>	-	729,805.42	




Department Budget & Expenditure Breakdown  
 Fiscal Year 2024  
 Month Ending Dec 31, 2023  
 As Reported from FINET

Date: Jan 23, 2024  
 Page: 107 of 123

**T&L Teaching & Learning**

**Detailed Summary**

			Budget	ALL Revenue	Budget +StateRev	Expenditure	Expenditure	Expenditure	Encumbrances	Remaining Amount
					_Total Available_	Current Month	Year-to-Date	Prior Year(s)		
T&L Teaching & Learning	STATE	22PKCP 22PKCP CBE Planning Grants SFY2022	300,000.00	-	300,000.00	-	=	<a href="#">186,281.49</a>	=	113,718.51
		22PKEA 22PKEA UPSTART ADMIN SFY2022	599,822.00	-	599,822.00	-	=	<a href="#">2,008.07</a>	=	597,813.93
		22PKQ 22PKQ Kindergarten Supplement Enrichment SFY2022	20,000.00	-	20,000.00	-	=	=	<a href="#">20,000.00</a>	0.00
		22PKT 22PKT Reading Difficulties SB37 GS19 SFY2022	350,000.00	-	350,000.00	-	=	<a href="#">315,984.57</a>	=	34,015.43
		22PLE 22PLE Dual Immersion Admin SFY2022	216,900.00	-	216,900.00	-	<a href="#">127,868.39</a>	<a href="#">216,900.00</a>	=	-127,868.39
		22PLG 22PLG Digital Teaching & Learning SFY2022	510,000.00	-	510,000.00	-514.07	<a href="#">71.48</a>	<a href="#">510,000.00</a>	=	-71.48
		22PLM 22PLM Early Literacy Program SFY2022	291,400.00	-	291,400.00	14,344.00	<a href="#">67,657.00</a>	<a href="#">109,915.34</a>	<a href="#">91,543.50</a>	22,284.16
		22PLP 22PLP Early Learning Training & Assessment SFY2022	985,000.00	-	985,000.00	-	=	<a href="#">564,186.34</a>	=	420,813.66
		22PLPM 22PLPM Digital Math Platform SFY2022	80,000.00	-	80,000.00	-	=	<a href="#">55,368.00</a>	<a href="#">24,632.00</a>	0.00
		22POPO 22POPO Prof Outreach (POPS) SFY2022	4,906,000.00	-	4,906,000.00	-	=	<a href="#">4,905,236.78</a>	=	763.22
		22PRIME 22PRIME PRIME (Concurrent Enrollment) SFY2022	800,000.00	-	800,000.00	-	<a href="#">34,818.97</a>	<a href="#">670,460.86</a>	=	94,720.17
22PRO3 22PRO3 Professional Dev.	25,320.25	-	25,320.25	800.00	<a href="#">800.00</a>	<a href="#">24,520.25</a>	=	0.00		




Department Budget & Expenditure Breakdown  
 Fiscal Year 2024  
 Month Ending Dec 31, 2023  
 As Reported from FINET

Date: Jan 23, 2024  
 Page: 108 of 123

**T&L Teaching & Learning**

**Detailed Summary**

			Budget	ALL Revenue	Budget +StateRev _Total Available_	Expenditure Current Month	Expenditure Year-to-Date	Expenditure Prior Year(s)	Encumbrances	Remaining Amount
T&L Teaching & Learning	STATE	SFY2022								
		22PROD 22PROD Professional Dev. SFY2022	229,521.72	-	229,521.72	-	<a href="#">26.38</a>	<a href="#">119,034.51</a>	<a href="#">28,198.41</a>	82,262.42
		22SOEA 22SOEA Statewide Online Ed Program Admin SFY2022	554,700.00	-	554,700.00	-	=	<a href="#">459,644.13</a>	=	95,055.87
		22SRTL 22SRTL School Readiness Initiative (HB380) SFY2022	500,000.00	-	500,000.00	-	=	<a href="#">422,556.51</a>	=	77,443.49
		22UPPA 22UPPA UPPAC SFY2022	498,690.88	-	498,690.88	2,182.32	<a href="#">4,924.75</a>	<a href="#">435,512.17</a>	=	58,253.96
		23ARTS 23ARTS ARTS Subsidy (ARTS INC) SFY2023	54,000.00	-	54,000.00	-	=	<a href="#">50,945.45</a>	=	3,054.55
		23ARTW 23ARTW Art Works for Kids SFY2023	-	-	0.00	-	=	=	=	0.00
		23BTSA 23BTSA Beverley Taylor Sorenson Admin SFY2023	132,400.00	-	132,400.00	65.00	<a href="#">61.14</a>	<a href="#">131,636.69</a>	=	702.17
		23BTSF 23BTSF Beverly Taylor Sorenson Foundation Grant SFY23	55,400.00	-	55,400.00	-	=	=	=	55,400.00
		23CBL 23CBL Competency Based Learning SFY2023	69,000.00	-	69,000.00	-	=	=	<a href="#">27,907.53</a>	41,092.47
		23CPR 23CPR Cardiopulmonary Resuscitation in Schools SFY23	470,000.00	-	470,000.00	-	<a href="#">6,630.91</a>	<a href="#">278,185.81</a>	=	185,183.28
		23CURA 23CURA Curriculum Admin SFY2023	4,176,900.00	-	4,176,900.00	3,332.94	<a href="#">24,749.01</a>	<a href="#">3,857,979.41</a>	<a href="#">127.96</a>	294,043.62
	23DRED 23DRED Drivers Ed SFY2023	7,085,003.85	-	7,085,003.85	262,946.91	<a href="#">2,639,995.98</a>	<a href="#">2,162,892.93</a>	<a href="#">5,762.51</a>	2,276,352.43	




Department Budget & Expenditure Breakdown  
 Fiscal Year 2024  
 Month Ending Dec 31, 2023  
 As Reported from FINET

Date: Jan 23, 2024  
 Page: 109 of 123

**T&L Teaching & Learning**

**Detailed Summary**

	STATE		Budget	ALL Revenue	Budget +StateRev	Expenditure	Expenditure	Expenditure	Encumbrances	Remaining Amount
					_Total Available_	Current Month	Year-to-Date	Prior Year(s)		
T&L Teaching & Learning	STATE	23ELO 23ELO Early Literacy Outcomes	4,630,200.00	-	4,630,200.00	-	<a href="#">578,283.62</a>	<a href="#">2,093,374.65</a>	<a href="#">1,604,475.10</a>	354,066.63
		23ELOA 23ELOA Early Literacy Outcomes Admin	4,500,000.00	-	4,500,000.00	-11,020.51	<a href="#">-163.94</a>	<a href="#">1,501,759.79</a>	-	2,998,404.15
		23ELOO 23ELOO Early Literacy Outcomes One-time PESSRA	9,480,000.00	-	9,480,000.00	192,390.27	<a href="#">1,062,423.93</a>	<a href="#">3,247,676.03</a>	<a href="#">279,496.54</a>	4,890,403.50
		23ESA 23ESA Ethnic Studies Amendments SB244 SFY2023	150,700.00	-	150,700.00	7,053.37	<a href="#">23,996.18</a>	<a href="#">51,304.51</a>	-	75,399.31
		23ICEP 23ICEP Innovation in Civics Ed Pilot Pgm PEESRA	1,500,000.00	-	1,500,000.00	3,385.09	<a href="#">165,939.36</a>	<a href="#">46,231.86</a>	<a href="#">115,000.00</a>	1,172,828.78
		23ISEO 23ISEO ISEE Enhancement SFY2023	6,040,000.00	-	6,040,000.00	-	<a href="#">577,545.00</a>	<a href="#">5,462,455.00</a>	-	0.00
		23ISER 23ISER ISEE Provision SFY2023	225,000.00	-	225,000.00	-	<a href="#">202,986.18</a>	-	-	22,013.82
		23ISWM 23ISWM IT Portion StWide Online Ed Pgm Mod SB167 23GS	213,400.00	-	213,400.00	-	-	-	<a href="#">213,400.00</a>	0.00
		23LICF 23LICF License Fees SFY2023	2,321,350.00	-	2,321,350.00	-2.57	<a href="#">-169.35</a>	<a href="#">1,876,516.38</a>	-	445,002.97
		23LTP 23LTP Leadership Training for Principals SFY2023	49,500.00	-	49,500.00	-	-	<a href="#">9,747.53</a>	-	39,752.47
		23PD 23PD T&L-Professional Development SFY2023	366,100.00	-	366,100.00	-	<a href="#">-988.00</a>	<a href="#">97,014.47</a>	<a href="#">32,817.50</a>	237,256.03
		23PEG 23PEG Arts Provisional Program SFY2023	285,000.00	-	285,000.00	-	-	<a href="#">210,000.00</a>	-	75,000.00
		23PJB 23PJB STEM Endorsement Center Grants SFY2023	1,200,000.00	-	1,200,000.00	931,500.00	<a href="#">931,500.00</a>	<a href="#">4,800.00</a>	-	263,700.00




Department Budget & Expenditure Breakdown  
 Fiscal Year 2024  
 Month Ending Dec 31, 2023  
 As Reported from FINET

Date: Jan 23, 2024  
 Page: 110 of 123

### T&L Teaching & Learning

#### Detailed Summary

	STATE		Budget	ALL Revenue	Budget +StateRev	Expenditure	Expenditure	Expenditure	Encumbrances	Remaining Amount
					_Total Available_	Current Month	Year-to-Date	Prior Year(s)		
T&L Teaching & Learning	STATE	23PJC 23PJC National Board-Certified Teachers SFY2023	246,300.00	-	246,300.00	-	=	=	=	246,300.00
		23PKB 23PKB Software Licenses for K-3 Reading SFY2023	12,099,936.00	-	12,099,936.00	-	=	<a href="#">7,158,404.00</a>	=	4,941,532.00
		23PKBS 23PKBS Early Intervention Reading Admin SFY2023	504,164.00	-	504,164.00	-	=	<a href="#">306,303.94</a>	=	197,860.06
		23PKC 23PKC Competency-Based Ed Implementation SFY23	1,666,500.00	-	1,666,500.00	-	<a href="#">267,143.48</a>	<a href="#">634,611.50</a>	=	764,745.02
		23PKCA 23PKCA Competency-Based Ed Implementation Grants Admin	103,500.00	-	103,500.00	-	=	<a href="#">96,322.90</a>	=	7,177.10
		23PKCP 23PKCP CBE Planning Grants SFY2023	300,000.00	-	300,000.00	-	<a href="#">85,435.99</a>	<a href="#">103,423.61</a>	=	111,140.40
		23PKEA 23PKEA UPSTART ADMIN SFY2023	609,130.00	-	609,130.00	-	=	<a href="#">380,971.47</a>	=	228,158.53
		23PKT 23PKT Reading Difficulties SB37 GS19 SFY2023	350,000.00	-	350,000.00	-	<a href="#">18,458.71</a>	<a href="#">223,936.68</a>	=	107,604.61
		23PLE 23PLE Dual Immersion Admin SFY2023	276,280.00	-	276,280.00	-	=	<a href="#">22,356.87</a>	=	253,923.13
		23PLG 23PLG Digital Teaching & Learning SFY2023	525,000.00	-	525,000.00	-	<a href="#">-680.70</a>	<a href="#">494,832.68</a>	<a href="#">2,950.00</a>	27,898.02
		23PLM 23PLM Early Literacy Program SFY2023	351,700.00	-	351,700.00	-	<a href="#">-54.12</a>	<a href="#">309,378.91</a>	=	42,375.21
23PLMI 23PLMI Early Literacy Program	80,000.00	-	80,000.00	-	=	<a href="#">55,368.00</a>	<a href="#">24,632.00</a>	0.00		




Department Budget & Expenditure Breakdown  
 Fiscal Year 2024  
 Month Ending Dec 31, 2023  
 As Reported from FINET

Date: Jan 23, 2024  
 Page: 111 of 123

**T&L Teaching & Learning**

**Detailed Summary**

			Budget	ALL Revenue	Budget +StateRev _Total Available_	Expenditure Current Month	Expenditure Year-to-Date	Expenditure Prior Year(s)	Encumbrances	Remaining Amount
T&L Teaching & Learning	STATE	IT SFY2023								
		23PLP 23PLP Early Learning Training & Assessment SFY2023	990,100.00	-	990,100.00	-	<a href="#">-163.47</a>	<a href="#">518,965.05</a>	-	471,298.42
		23PLPM 23PLPM Digital Math Platform SFY2023	80,000.00	-	80,000.00	-	=	=	<a href="#">80,000.00</a>	0.00
		23PLR 23PLR Early Intervention SFY2023	198,900.00	-	198,900.00	-	=	<a href="#">162,024.79</a>	-	36,875.21
		23POC 23POC Edu Tech Mgmt System-LearnPlatform SFY2023	1,800,000.00	-	1,800,000.00	-	=	<a href="#">1,500,000.00</a>	-	300,000.00
		23POPO 23POPO Prof Outreach (POPS) SFY2023	5,371,000.00	-	5,371,000.00	-	<a href="#">3,778.48</a>	<a href="#">5,107,985.16</a>	-	259,236.36
		23PRO3 23PRO3 Professional Dev. SFY2023	36,435.00	-	36,435.00	-	=	<a href="#">27,975.63</a>	-	8,459.37
		23PRO5 23PRO5 Professional Dev. SFY2023	72,700.00	-	72,700.00	-	=	<a href="#">67,421.16</a>	-	5,278.84
		23PROD 23PROD Professional Dev. SFY2023	98,500.00	-	98,500.00	-	=	<a href="#">14,008.61</a>	<a href="#">860.46</a>	83,630.93
		23SLG 23SLG Sorenson Legacy Grant SFY2023	34,000.00	100,000.00	134,000.00	-	=	<a href="#">87,486.57</a>	-	46,513.43
		23SOEA 23SOEA Statewide Online Ed Program Admin SFY2023	554,700.00	-	554,700.00	-	=	<a href="#">462,032.74</a>	-	92,667.26
		23SOEF 23SOEF Statewide Online Ed Program SFY2023	9,207,400.00	-	9,207,400.00	1,765,404.50	<a href="#">2,189,867.50</a>	<a href="#">4,523,385.00</a>	-	2,494,147.50
		23SRTL 23SRTL School Readiness	534,000.00	-	534,000.00	-	<a href="#">-106.69</a>	<a href="#">514,645.31</a>	-	19,461.38



Department Budget & Expenditure Breakdown  
 Fiscal Year 2024  
 Month Ending Dec 31, 2023  
 As Reported from FINET


Date: Jan 23, 2024  
 Page: 112 of 123

**T&L Teaching & Learning**

**Detailed Summary**

		Initiative (HB380) SFY2023	Budget	ALL Revenue	Budget +StateRev	Expenditure	Expenditure	Expenditure	Encumbrances	Remaining Amount
					_Total Available_	Current Month	Year-to-Date	Prior Year(s)		
T&L Teaching & Learning	STATE	Initiative (HB380) SFY2023								
		23TLR 23TLR T&L Registration SFY2023	-	-	0.00	-	<a href="#">3.26</a>	<a href="#">-1.88</a>	=	-1.38
		23TOTY 23TOTY Teacher of the Year SFY2023	41,000.00	-	41,000.00	-	=	<a href="#">37,057.55</a>	=	3,942.45
		23UPPA 23UPPA UPPAC SFY2023	742,150.00	-	742,150.00	1,994.08	<a href="#">-95.23</a>	<a href="#">551,901.72</a>	<a href="#">250.00</a>	190,093.51
		24ARTS 24ARTS ARTS Subsidy (ARTS INC) SFY2024	54,000.00	-	54,000.00	-	=	=	=	54,000.00
		24ARTW 24ARTW Art Works for Kids SFY2024	310,600.00	-	310,600.00	5,569.43	<a href="#">31,855.81</a>	=	=	278,744.19
		24BTSA 24BTSA Beverley Taylor Sorenson Admin SFY2024	274,800.00	-	274,800.00	17,239.44	<a href="#">60,113.31</a>	=	=	214,686.69
		24BTSF 24BTSF Beverly Taylor Sorenson Foundation Grant SFY24	57,200.00	-	57,200.00	-	=	=	=	57,200.00
		24CBL 24CBL Competency Based Learning SFY2024	69,000.00	-	69,000.00	-	=	=	=	69,000.00
		24CISE 24CISE Community Informal STEM Ed for Youth PEESRA	1,000,000.00	-	1,000,000.00	-	=	=	=	1,000,000.00
		24CPR 24CPR Cardiopulmonary Resuscitation in Schools SFY24	270,000.00	-	270,000.00	6,398.30	<a href="#">10,748.37</a>	=	=	259,251.63
		24CURA 24CURA Curriculum Admin SFY2024	4,405,700.00	-	4,405,700.00	322,440.77	<a href="#">1,973,108.96</a>	=	<a href="#">607.88</a>	2,431,983.16
	24DRED 24DRED Drivers Ed SFY2024	6,575,000.00	-	6,575,000.00	18,226.49	<a href="#">174,402.79</a>	=	<a href="#">116,385.43</a>	6,284,211.78	






Department Budget & Expenditure Breakdown  
 Fiscal Year 2024  
 Month Ending Dec 31, 2023  
 As Reported from FINET

Date: Jan 23, 2024  
 Page: 113 of 123

### T&L Teaching & Learning

#### Detailed Summary

			Budget	ALL Revenue	Budget +StateRev _Total Available_	Expenditure Current Month	Expenditure Year-to-Date	Expenditure Prior Year(s)	Encumbrances	Remaining Amount
T&L Teaching & Learning	STATE	24ELO 24ELO Early Literacy Outcomes	4,621,560.00	-	4,621,560.00	201,884.00	<a href="#">662,060.82</a>	=	<a href="#">1,962,925.00</a>	1,996,574.18
		24ELOA 24ELOA Early Literacy Outcomes Admin	4,722,900.00	-	4,722,900.00	253,174.60	<a href="#">1,012,809.51</a>	=	=	3,710,090.49
		24ESA 24ESA Ethnic Studies Amendments SB244 SFY2024	96,500.00	-	96,500.00	3,804.96	<a href="#">9,545.02</a>	=	=	86,954.98
		24ISEO 24ISEO ISEE Enhancement SFY2024	6,040,000.00	-	6,040,000.00	551,773.71	<a href="#">1,887,798.04</a>	=	=	4,152,201.96
		24ISER 24ISER ISEE Provision SFY2024	225,000.00	-	225,000.00	-	=	=	=	225,000.00
		24ISLI 24ISLI Immersive Student Learning Infinite	453,000.00	-	453,000.00	-	<a href="#">453,000.00</a>	=	=	0.00
		24LICF 24LICF License Fees SFY2024	2,781,050.00	-	2,781,050.00	204,672.91	<a href="#">1,173,179.87</a>	=	=	1,607,870.13
		24LTP 24LTP Leadership Training for Principals SFY2024	49,500.00	-	49,500.00	-	=	=	<a href="#">49,500.00</a>	0.00
		24MUNK 24MUNK Hattie Munk SFY2024	80,000.00	-	80,000.00	-	=	=	=	80,000.00
		24OCCA 24OCCA Online Course Access Amendments HB417 SFY2024	795,300.00	-	795,300.00	-	=	=	=	795,300.00
		24PD 24PD T&L-Professional Development SFY2024	362,100.00	-	362,100.00	3,090.00	<a href="#">15,884.68</a>	=	<a href="#">81,970.00</a>	264,245.32
		24PESW 24PESW Public Education Software PEESRA	950,000.00	-	950,000.00	-	<a href="#">150,000.00</a>	=	<a href="#">800,000.00</a>	0.00
24PJB 24PJB STEM Endorsement Center Grants SFY2024	1,200,000.00	-	1,200,000.00	-	=	=	<a href="#">9,600.00</a>	1,190,400.00		




Department Budget & Expenditure Breakdown  
 Fiscal Year 2024  
 Month Ending Dec 31, 2023  
 As Reported from FINET

Date: Jan 23, 2024  
 Page: 114 of 123

### T&L Teaching & Learning

#### Detailed Summary

	STATE		Budget	ALL Revenue	Budget +StateRev	Expenditure	Expenditure	Expenditure	Encumbrances	Remaining Amount
					_Total Available_	Current Month	Year-to-Date	Prior Year(s)		
T&L Teaching & Learning	STATE	24PJC 24PJC National Board-Certified Teachers SFY2024	296,300.00	-	296,300.00	-	<a href="#">16,134.76</a>	=	=	280,165.24
		24PKAT 24PKAT Transparency in Library Materials PEESRA	275,000.00	-	275,000.00	-	=	=	=	275,000.00
		24PKB 24PKB Software Licenses for K-3 Reading SFY2024	12,099,936.00	-	12,099,936.00	2,573,572.57	<a href="#">3,582,433.26</a>	=	=	8,517,502.74
		24PKBS 24PKBS Early Intervention Reading Admin SFY2024	511,964.00	-	511,964.00	12,503.91	<a href="#">71,035.44</a>	=	<a href="#">300,000.00</a>	140,928.56
		24PKC 24PKC Competency-Based Ed Implementation SFY24	1,673,530.00	-	1,673,530.00	-	=	=	=	1,673,530.00
		24PKCA 24PKCA Competency-Based Ed Implementation Grants Admn	103,870.00	-	103,870.00	9,959.98	<a href="#">27,752.55</a>	=	=	76,117.45
		24PKCP 24PKCP CBE Planning Grants SFY2024	300,000.00	-	300,000.00	-	=	=	=	300,000.00
		24PKEA 24PKEA UPSTART ADMIN SFY2024	42,200.00	-	42,200.00	2,716.00	<a href="#">15,323.54</a>	=	<a href="#">245,000.00</a>	-218,123.54
		24PLE 24PLE Dual Immersion Admin SFY2024	200,540.00	-	200,540.00	13,342.72	<a href="#">92,554.53</a>	=	=	107,985.47
		24PLET 24PLET Dual Immersion Tracking SFY2024	294,360.00	-	294,360.00	-	=	=	<a href="#">294,360.00</a>	0.00
		24PLG 24PLG Digital Teaching & Learning SFY2024	546,800.00	-	546,800.00	30,692.18	<a href="#">205,214.92</a>	=	<a href="#">75,000.00</a>	266,585.08
24PLM 24PLM Early Literacy Program	371,400.00	-	371,400.00	25,109.95	<a href="#">161,522.65</a>	=	=	209,877.35		




Department Budget & Expenditure Breakdown  
 Fiscal Year 2024  
 Month Ending Dec 31, 2023  
 As Reported from FINET

Date: Jan 23, 2024  
 Page: 115 of 123

**T&L Teaching & Learning**

**Detailed Summary**

			Budget	ALL Revenue	Budget +StateRev _Total Available_	Expenditure Current Month	Expenditure Year-to-Date	Expenditure Prior Year(s)	Encumbrances	Remaining Amount
T&L Teaching & Learning	STATE	SFY2024								
		24PLMI 24PLMI Early Literacy Program IT SFY2024	80,000.00	-	80,000.00	5,406.00	<a href="#">5,406.00</a>	=	<a href="#">74,594.00</a>	0.00
		24PLP 24PLP Early Learning Training & Assessment SFY2024	998,800.00	-	998,800.00	11,687.33	<a href="#">68,160.58</a>	=	<a href="#">141,000.00</a>	789,639.42
		24PLPM 24PLPM Digital Math Platform SFY2024	80,000.00	-	80,000.00	5,406.00	<a href="#">5,406.00</a>	=	<a href="#">74,594.00</a>	0.00
		24PLR 24PLR Early Intervention SFY2024	210,100.00	-	210,100.00	14,263.74	<a href="#">78,708.73</a>	=	=	131,391.27
		24POC 24POC Edu Tech Mgmt System-LearnPlatform SFY2024	1,800,000.00	-	1,800,000.00	-	<a href="#">1,080,000.00</a>	=	<a href="#">720,000.00</a>	0.00
		24POPO 24POPO Prof Outreach (POPS) SFY2024	6,121,000.00	-	6,121,000.00	598,101.89	<a href="#">1,229,535.18</a>	=	=	4,891,464.82
		24PRIME 24PRIME PRIME (Concurrent Enrollment) SFY2024	800,000.00	-	800,000.00	11,277.28	<a href="#">11,277.28</a>	=	=	788,722.72
		24PRO2 24PRO2 Professional Dev. SFY2024	10,600.00	-	10,600.00	-	=	=	=	10,600.00
		24PRO3 24PRO3 Professional Dev. SFY2024	17,400.00	-	17,400.00	250.00	<a href="#">12,250.00</a>	=	<a href="#">2,750.00</a>	2,400.00
		24PRO5 24PRO5 Professional Dev. SFY2024	13,100.00	-	13,100.00	4,800.00	<a href="#">4,800.00</a>	=	<a href="#">11,800.00</a>	-3,500.00
		24PROD 24PROD Professional Dev. SFY2024	77,900.00	-	77,900.00	1,117.09	<a href="#">8,150.35</a>	=	<a href="#">8,679.64</a>	61,070.01
	24PTBS 24PTBS Sensitive Material	92,500.00	-	92,500.00	-	=	=	=	92,500.00	




Department Budget & Expenditure Breakdown  
 Fiscal Year 2024  
 Month Ending Dec 31, 2023  
 As Reported from FINET

Date: Jan 23, 2024  
 Page: 116 of 123

**T&L Teaching & Learning**

**Detailed Summary**

			Budget	ALL Revenue	Budget +StateRev _Total Available_	Expenditure Current Month	Expenditure Year-to-Date	Expenditure Prior Year(s)	Encumbrances	Remaining Amount
T&L Teaching & Learning	STATE	Requirements SFY2024								
		24SHHP 24SHHP Small High Schools, Home&Private SchoolsPEESRA	3,200,000.00	-	3,200,000.00	31,783.50	<a href="#">382,472.00</a>	=	=	2,817,528.00
		24SLG 24SLG Sorenson Legacy Grant SFY2024	34,000.00	-	34,000.00	-	=	=	=	34,000.00
		24SOEA 24SOEA Statewide Online Ed Program Admin SFY2024	690,000.00	-	690,000.00	52,411.66	<a href="#">271,137.12</a>	=	<a href="#">1,667.93</a>	417,194.95
		24SOEF 24SOEF Statewide Online Ed Program SFY2024	7,027,500.00	-	7,027,500.00	-	=	=	=	7,027,500.00
		24SOEO 24SOEO Statewide Online Ed Program FT One-Time PEESRA	1,696,000.00	-	1,696,000.00	-	=	=	=	1,696,000.00
		24SRTL 24SRTL School Readiness Initiative (HB380) SFY2024	565,900.00	-	565,900.00	30,454.17	<a href="#">191,767.53</a>	=	<a href="#">405.15</a>	373,727.32
		24STLE 24STLE Sustaining Teacher Leadership & Engagement	100,000.00	-	100,000.00	-	=	=	=	100,000.00
		24TLR 24TLR T&L Registration SFY2024	-	-	0.00	-	<a href="#">0.24</a>	=	=	-0.24
		24TOTY 24TOTY Teacher of the Year SFY2024	41,000.00	-	41,000.00	152.29	<a href="#">22,367.05</a>	=	<a href="#">150.00</a>	18,482.95
		24UPPA 24UPPA UPPAC SFY2024	742,150.00	-	742,150.00	54,334.29	<a href="#">258,448.86</a>	=	<a href="#">4,628.64</a>	479,072.50
		S22PD S22PD T&L-Professional Development SFY2022 PSC	5,563.92	-	5,563.92	-	=	<a href="#">5,095.92</a>	=	468.00
		S22UPP S22UPP UPPAC SFY2022 PSC	1,000.00	-	1,000.00	-	=	<a href="#">952.50</a>	=	47.50




Department Budget & Expenditure Breakdown  
 Fiscal Year 2024  
 Month Ending Dec 31, 2023  
 As Reported from FINET

Date: Jan 23, 2024  
 Page: 117 of 123

**T&L Teaching & Learning**

**Detailed Summary**

			Budget	ALL Revenue	Budget +StateRev _Total Available_	Expenditure Current Month	Expenditure Year-to-Date	Expenditure Prior Year(s)	Encumbrances	Remaining Amount
T&L Teaching & Learning	STATE	S23CUR S23CUR Curriculum Admin SFY2023 PSC	5,000.00	-	5,000.00	-	=	<a href="#">480.00</a>	=	4,520.00
		S23PR3 S23PR3 Professional Dev. SFY2023 PSC	365.00	-	365.00	-	=	<a href="#">120.00</a>	=	245.00
		S23PR5 S23PR5 Professional Dev. SFY2023 PSC	3,500.00	-	3,500.00	-	=	<a href="#">3,360.00</a>	=	140.00
		S24DRE S24DRE Drivers Ed SFY2024 PSC	2,000.00	-	2,000.00	-	<a href="#">1,225.00</a>	=	=	775.00
		S24ELO S24ELO Early Literacy Outcomes PSC	8,640.00	-	8,640.00	7,200.00	<a href="#">7,200.00</a>	=	=	1,440.00
		S24PD S24PD T&L-Professional Development SFY2024 PSC	4,000.00	-	4,000.00	3,840.00	<a href="#">3,840.00</a>	=	=	160.00
	FED	222A 222A Title IIA Admin FY2022	155,851.00	155,851.00	155,851.00	-	=	<a href="#">155,851.00</a>	=	0.00
		222FT 222FT Title IIA Formula Flow Through FFY2022	14,385,875.00	14,279,534.64	14,385,875.00	55,163.55	<a href="#">1,698,395.84</a>	<a href="#">12,581,138.80</a>	=	106,340.36
		222SA 222SA Title IIA State Level Activities FY2022	623,406.00	623,406.00	623,406.00	-	<a href="#">55,911.15</a>	<a href="#">481,693.28</a>	<a href="#">20,475.00</a>	65,326.57
		222SL 222SL Title IIA School Leader FY2022	412,519.00	412,519.00	412,519.00	-	<a href="#">133,361.30</a>	<a href="#">344,626.25</a>	<a href="#">67,663.50</a>	-133,132.05
		224A 224A Supporting Effective Instruction Admin	59,037.00	59,037.00	59,037.00	-11,036.45	<a href="#">4,499.74</a>	<a href="#">54,537.26</a>	=	0.00
		224AFT 224AFT Supporting Effective Instruction Flow-Through	5,667,552.00	5,512,145.12	5,667,552.00	80,861.05	<a href="#">2,159,648.37</a>	<a href="#">3,352,496.75</a>	=	155,406.88
		224ASA 224ASA Supporting Effective	174,231.00	146,231.81	174,231.00	-	<a href="#">8,212.60</a>	<a href="#">138,019.21</a>	<a href="#">31,125.00</a>	-3,125.81




Department Budget & Expenditure Breakdown  
 Fiscal Year 2024  
 Month Ending Dec 31, 2023  
 As Reported from FINET

Date: Jan 23, 2024  
 Page: 118 of 123

### T&L Teaching & Learning

#### Detailed Summary

			Budget	ALL Revenue	Budget +StateRev	Expenditure	Expenditure	Expenditure	Encumbrances	Remaining Amount
					_Total Available_	Current Month	Year-to-Date	Prior Year(s)		
T&L Teaching & Learning	FED	Inst State Act FFY22								
		232A 232A Title IIA Admin FY2023	144,950.00	133,542.56	144,950.00	10,819.18	<a href="#">69,471.99</a>	<a href="#">52,809.52</a>	-	22,668.49
		232FT 232FT Title IIA Formula Flow Through FFY2023	13,350,334.00	9,950,598.65	13,350,334.00	728,565.38	<a href="#">5,401,149.83</a>	<a href="#">4,549,448.82</a>	-	3,399,735.35
		232SA 232SA Title IIA State Level Activities FY2023	579,804.00	116,448.63	579,804.00	20,969.07	<a href="#">131,557.74</a>	-	<a href="#">256,746.80</a>	191,499.46
		232SL 232SL Title IIA School Leader FY2023	399,819.00	43,360.00	399,819.00	28,210.00	<a href="#">36,100.00</a>	-	<a href="#">13,764.72</a>	349,954.28
		234A 234A Supporting Effective Instruction Admin SFY2023	65,182.54	34,399.54	65,182.54	16,584.35	<a href="#">26,563.42</a>	<a href="#">199.92</a>	-	38,419.20
		234AFT 234AFT Supporting Effective Instr Flow-Through SFY23	6,257,523.84	1,216,931.55	6,257,523.84	57,937.49	<a href="#">623,886.96</a>	<a href="#">593,044.59</a>	-	5,040,592.29
		234ASA 234ASA Supporting Effective Inst State Act FFY23	195,547.62	-	195,547.62	-	-	-	<a href="#">15,000.00</a>	180,547.62
		234FA 234FA Stronger Connections Admin SFY2023	51,001.00	39,730.36	51,001.00	1,320.86	<a href="#">15,700.80</a>	<a href="#">21,158.42</a>	-	14,141.78
		234FFT 234FFT Stronger Connections Flow-Through SFY23	4,845,060.00	148,330.11	4,845,060.00	67,451.56	<a href="#">148,330.11</a>	-	-	4,696,729.89
		234FSA 234FSA Stronger Connections State Actv FFY23	204,002.00	-	204,002.00	-	-	-	-	204,002.00
		242A 242A Title IIA Admin FY2024	153,671.00	-	153,671.00	-	-	-	-	153,671.00
		242FT 242FT Title IIA Formula Flow Through FFY2024	14,178,804.00	-	14,178,804.00	-	-	-	-	14,178,804.00




Department Budget & Expenditure Breakdown  
 Fiscal Year 2024  
 Month Ending Dec 31, 2023  
 As Reported from FINET

Date: Jan 23, 2024  
 Page: 119 of 123

### T&L Teaching & Learning

#### Detailed Summary

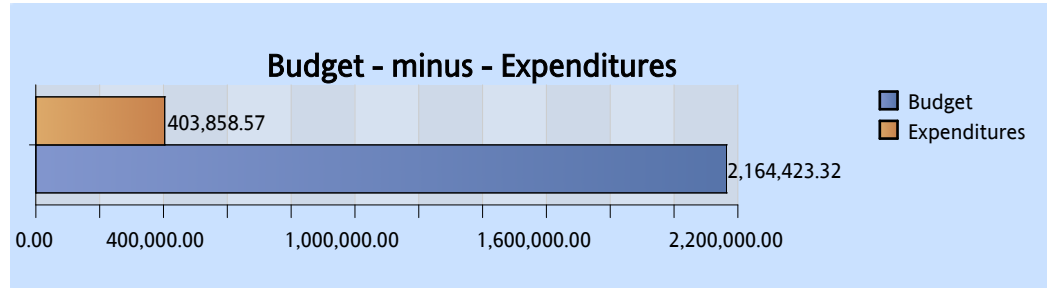
			Budget	ALL Revenue	Budget +StateRev	Expenditure	Expenditure	Expenditure	Encumbrances	Remaining Amount
					_Total Available_	Current Month	Year-to-Date	Prior Year(s)		
T&L Teaching & Learning	FED	242SA 242SA Title IIA State Level Activities FY2024	612,687.00	7,700.00	612,687.00	-	<a href="#">7,700.00</a>	=	<a href="#">2,639.40</a>	602,347.60
		242SL 242SL Title IIA School Leader FY2024	375,519.00	7,701.33	375,519.00	2,196.30	<a href="#">4,495.73</a>	=	<a href="#">42,385.03</a>	328,638.24
		244A 244A Supporting Effective Instruction Admin SFY2024	66,595.35	-	66,595.35	-	=	=	=	66,595.35
		244AFT 244AFT Supporting Effective Instr Flow-Through SFY24	6,393,153.60	57,481.40	6,393,153.60	34,026.74	<a href="#">57,481.40</a>	=	=	6,335,672.20
		244ASA 244ASA Supporting Effective Inst State Act FFY24	198,786.05	17,016.46	198,786.05	3,381.28	<a href="#">6,587.50</a>	=	<a href="#">52,213.94</a>	139,984.61
		S232SL S232SL Title IIA School Leader FY2023 PSC	20,200.00	-	20,200.00	-	=	=	=	20,200.00
		S242SA S242SA Title IIA State Level Activities PSC	2,000.00	960.00	2,000.00	-	<a href="#">960.00</a>	=	=	1,040.00
		S242SL S242SL Title IIA School Leader FY2024 PSC	44,500.00	3,960.00	44,500.00	480.00	<a href="#">3,960.00</a>	=	=	40,540.00
		S244AS S244AS Supporting Effective Inst State Act FFY24 PSC	1,000.00	120.00	1,000.00	-	<a href="#">120.00</a>	=	=	880.00
<b>Summary</b>			<b>319,592,009.27</b>	<b>33,899,765.39</b>	<b>319,891,479.37</b>	<b>9,446,303.01</b>	<b>37,039,132.9</b>	<b>149,893,545.1</b>	<b>8,233,187.48</b>	<b>124,725,613.89</b>



Department Budget & Expenditure Breakdown  
 Fiscal Year 2024  
 Month Ending Dec 31, 2023  
 As Reported from FINET

Date: Jan 23, 2024  
 Page: 120 of 123


### TLA Trust Lands Administration



Budget Summary	Budget	ALL Revenue	_Total Available_	_Total Expenditures & Encumbrances_	Remaining Amount
TLA Trust Lands Administration	2,164,423.32	0.00	2,164,423.32	1,691,846.06	472,577.26

Expenditure and Encumbrance By Section	Current Month Expenditures	YTD Expenditures	YTD Encumbrances	Prior Year(s) Expenditures	Total Expenditure & Encumbrances
Personnel Services	37,047.48	226,762.17	0.00	807,420.96	1,034,183.13
Travel/In State	89.32	1,660.22	0.00	213.20	1,873.42
Travel/Out of State	0.00	3,100.25	0.00	54.00	3,154.25
Current Expense	18,626.67	71,911.53	32,434.51	204,813.94	309,159.98
Data Processing Current Expense	588.00	1,168.00	104,545.00	4,278.00	109,991.00
Other Charges/Pass Through	7,786.06	34,156.40	0.00	134,227.88	168,384.28
Flow Through	65,100.00	65,100.00	0.00	0.00	65,100.00
<b>Overall - Total</b>	<b>129,237.53</b>	<b>403,858.57</b>	<b>136,979.51</b>	<b>1,151,007.98</b>	<b>1,691,846.06</b>






Department Budget & Expenditure Breakdown  
 Fiscal Year 2024  
 Month Ending Dec 31, 2023  
 As Reported from FINET

Date: Jan 23, 2024  
 Page: 121 of 123

**TLA Trust Lands Administration**

**Detailed Summary**

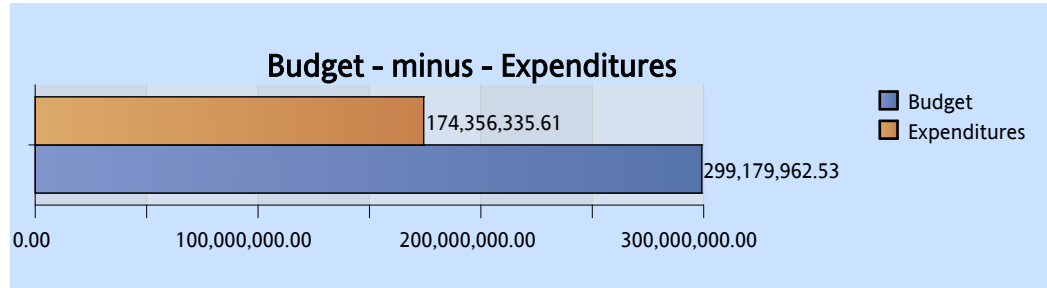
	STATE		Budget	ALL Revenue	Budget +StateRev	Expenditure	Expenditure	Expenditure	Encumbrances	Remaining Amount
					_Total Available_	Current Month	Year-to-Date	Prior Year(s)		
TLA Trust Lands Administration	STATE	22TLAI 22TLAI Interest & Dividends SFY2022	454,123.32	-	454,123.32	-	=	<a href="#">454,123.32</a>	=	0.00
		23TLAF 23TLAF TLA-Federal Mineral Lease SFY2023	65,100.00	-	65,100.00	65,100.00	<a href="#">65,100.00</a>	=	=	0.00
		23TLAI 23TLAI Interest & Dividends SFY2023	603,230.00	-	603,230.00	18,240.00	<a href="#">51,760.20</a>	<a href="#">526,263.30</a>	<a href="#">31,720.00</a>	-6,513.50
		23TLWS 23TLWS Trust Land Website SFY2023	170,000.00	-	170,000.00	-	<a href="#">18,240.00</a>	<a href="#">170,621.36</a>	=	-18,861.36
		24TLAF 24TLAF TLA-Federal Mineral Lease SFY2024	65,100.00	-	65,100.00	-	=	=	=	65,100.00
		24TLAI 24TLAI Interest & Dividends SFY2024	636,800.00	-	636,800.00	42,987.32	<a href="#">239,427.38</a>	=	<a href="#">1,259.51</a>	396,113.11
		24TLWS 24TLWS Trust Land Website SFY2024	170,000.00	-	170,000.00	2,910.21	<a href="#">29,330.99</a>	=	<a href="#">104,000.00</a>	36,669.01
		S23TLA S23TLA Interest & Dividends SFY2023 PSC	70.00	-	70.00	-	=	=	=	70.00
<b>Summary</b>			<b>2,164,423.32</b>	<b>0</b>	<b>2,164,423.32</b>	<b>129,237.53</b>	<b>403,858.57</b>	<b>1,151,007.98</b>	<b>136,979.51</b>	<b>472,577.26</b>



Department Budget & Expenditure Breakdown  
 Fiscal Year 2024  
 Month Ending Dec 31, 2023  
 As Reported from FINET

Date: Jan 23, 2024  
 Page: 122 of 123


### VBLP Voted and Board Leeway



Budget Summary	Budget	ALL Revenue	_Total Available_	_Total Expenditures & Encumbrances_	Remaining Amount
VBLP Voted and Board Leeway	299,179,962.53	0.00	299,179,962.53	174,356,335.61	124,823,626.92

Expenditure and Encumbrance By Section	Current Month Expenditures	YTD Expenditures	YTD Encumbrances	Prior Year(s) Expenditures	Total Expenditure & Encumbrances
Flow Through	21,172,865.95	174,356,335.61	0.00	0.00	174,356,335.61
<b>Overall - Total</b>	<b>21,172,865.95</b>	<b>174,356,335.61</b>	<b>0.00</b>	<b>0.00</b>	<b>174,356,335.61</b>

Detailed Summary			Budget	ALL Revenue	Budget +StateRev	Expenditure	Expenditure	Expenditure	Encumbrances	Remaining Amount
					_Total Available_	Current Month	Year-to-Date	Prior Year(s)		
VBLP Voted and Board Leeway	STATE	23PRBP 23PRBP Board Leeway-Prior Year Balance	12,649,362.53	-	12,649,362.53	-	<a href="#">12,649,362.53</a>	=	=	0.00
		24PRA 24PRA Voted Leeway SFY2024	79,487,100.00	-	79,487,100.00	5,680,974.83	<a href="#">47,640,905.81</a>	=	=	31,846,194.19
		24PRAG 24PRAG Voted Leeway-Minimum Basic Growth SFY2024	44,030,300.00	-	44,030,300.00	3,463,669.61	<a href="#">23,248,282.38</a>	=	=	20,782,017.62
		24PRAL 24PRAL Voted Leeway-Local Levy Growth SFY2024	74,268,700.00	-	74,268,700.00	5,074,637.15	<a href="#">43,820,877.16</a>	=	=	30,447,822.84



Department Budget & Expenditure Breakdown  
 Fiscal Year 2024  
 Month Ending Dec 31, 2023  
 As Reported from FINET

Date: Jan 23, 2024  
 Page: 123 of 123

**VBLP Voted and Board Leeway**

**Detailed Summary**

			Budget	ALL Revenue	Budget +StateRev _Total Available_	Expenditure Current Month	Expenditure Year-to-Date	Expenditure Prior Year(s)	Encumbrances	Remaining Amount
VBLP Voted and Board Leeway	STATE	24PRB 24PRB Board Leeway SFY2024	23,240,200.00	-	23,240,200.00	1,536,670.19	<a href="#">13,994,092.52</a>	=	=	9,246,107.48
		24PRBG 24PRBG Board Leeway-Minimum Basic Growth SFY2024	12,219,700.00	-	12,219,700.00	986,005.93	<a href="#">6,303,664.43</a>	=	=	5,916,035.57
		24PRBL 24PRBL Board Leeway-Local Levy Growth SFY2024	53,284,600.00	-	53,284,600.00	4,430,908.24	<a href="#">26,699,150.78</a>	=	=	26,585,449.22
<b>Summary</b>			<b>299,179,962.53</b>	<b>0</b>	<b>299,179,962.53</b>	<b>21,172,865.95</b>	<b>174,356,335.61</b>	<b>0</b>	<b>0.00</b>	<b>124,823,626.92</b>