


CERTIFICATION


I, Nicole Roylance, the duly appointed and acting District Clerk in and for North View Fire District, Weber County, State of Utah, do hereby certify that the information contained in the attached November 21, 2023, General Election Canvass is accurate to the best of my knowledge.

IN WITNESS WHEREOF, I have hereunto set my hand and the official seal of North View Fire District, this 14<sup>th</sup>, day of December 2023.


  
Nicole Roylance, District Clerk

We, the North View Fire District Board and the Board of Canvassers, do hereby certify the foregoing Canvass report for the North View Fire District General Election held on Tuesday, November 21, 2023.


Dated this 14<sup>th</sup>, day of December 2023.

  
\_\_\_\_\_


Chairperson, Timothy M. Wheelwright

  
\_\_\_\_\_

Board of Trustee Meredith Aardema

  
\_\_\_\_\_

Vice-Chairperson Jay Johnson

  
\_\_\_\_\_

Board of Trustee John Arrington

  
\_\_\_\_\_

Board of Trustee Chris Clark



# REQUIRED in Canvass Report

20A-4-304

## Canvass Info

Weber County Elections  
2023 Municipal General Election  
Tuesday, November 21, 2023

Summary of ballots mailed, returned, cast and counted

The information in this report is true and accurate as of 12/4/23

## North View Fire District

Registered Voters

3,250

Vofer Turnout

34.65%

Nicci Roylance - District Clerk

## North View Fire District 1

Total number of votes given to each candidate

JEFFERY H. PEARCE

KRISTEN MECHEM

STEPHEN WEISS

Attached; SUMMARY

Total number of votes cast

1,126

## Statistics

Number of ballots counted

1,126

34%

Number of ballots rejected

17

2%

See below in "Ballot"

## Provisional Ballot Summary

Provisional ballots cast

0

Provisional ballots counted

Quantity

Percentage

Already voted	
Incomplete registration	
Invalid	
No ID	
No proof of residency	
Wrong precinct	

<b>Precinct level results</b>	Attached email; SOVC
<b>Ballot Reconciliation Report</b>	This spreadsheet
<b>Statement certifying the information is accurate</b>	Above
<b>Summary results</b>	Attached email; SUMMARY

### Other Election Stats

By-Mail Ballot Summary	Votes	Turnout
Ballots mailed to voters	3,333	
Ballots cast	1,126	34%
Ballots not returned by voters	2,207	66%
Undeliverable ballots	64	2%

Ballots Returned but not Counted*	Quantity	Percentage
Returned past the deadline	9	0.8%
Signatures did not match voter record	7	0.6%
Returned unsigned	1	0.1%
Empty envelope	0	
Signed by someone other than the voter	0	
Ballot without a return envelope	0	
<b>Total</b>	<b>17</b>	<b>1.5%</b>

\* Each voter whose ballot would not be counted as a result of their signature was notified of the reason their ballot would not be counted and given instructions on how to correct the deficiency.



Is Returned but not Counted" for breakdown

---

Statistics

TOTAL

Registered Voters - Total	3,250
Voter Turnout - Total	34.65%

---

NORTH VIEW FIRE DISTRICT 1

Vote For 1

TOTAL VOTE %

KRISTEN MECHEM	397	35.26%	
STEPHEN WEISS	363	32.24%	
JEFFREY H. PEARCE	257	22.82%	

# HAR01

---

NORTH VIEW FIRE DISTRICT 1  
Vote For 1

	TOTAL	VOTE %	
STEPHEN WEISS	18	36.00%	
JEFFREY H. PEARCE	14	28.00%	
KRISTEN MECHEM	14	28.00%	

## HAR02

---

NORTH VIEW FIRE DISTRICT 1  
Vote For 1

	TOTAL	VOTE %	
KRISTEN MECHEM	134	36.12%	
STEPHEN WEISS	134	36.12%	
JEFFREY H. PEARCE	61	16.44%	

## HAR03

---

NORTH VIEW FIRE DISTRICT 1

Vote For 1

	TOTAL	VOTE %	
KRISTEN MECHEM	92	33.45%	
STEPHEN WEISS	86	31.27%	
JEFFREY H. PEARCE	68	24.73%	



## HAR04

---

### NORTH VIEW FIRE DISTRICT 1

Vote For 1

	TOTAL	VOTE %	
KRISTEN MECHEM	157	36.51%	
STEPHEN WEISS	125	29.07%	
JEFFREY H. PEARCE	114	26.51%	